

1997

NATIONAL CARLOT MEAT TRADE  
REVIEW

Meat, Livestock, & Slaughter Data



Livestock and Seed Program  
Livestock and Grain Market News Service  
Des Moines, Iowa



The 1997 edition of the *National Carlot Meat Trade Review* marks the fifth year of publication. In these few short years, the meat industry has experienced major changes in the way product is produced and marketed. The Agricultural Marketing Service has strived to keep pace with these changes in an effort to help the industry stay informed. To that end, this year's edition has been expanded and updated to reflect many of these changes. It is our hope that these improvements prove useful in the daily marketing of meat and livestock commodities.

Much of the information found in this book is the direct result of the day-to-day support and cooperation shown by industry members towards the Agricultural Market Service and its programs. AMS is the originating source for nearly all market information available today. It is in appreciation for this support that we provide this book in the hopes that you may find it useful in making daily marketing decisions.

The material found within the pages of this book is only a small part of that which is available. Market information and statistics are kept for all commodities on which we report and are obtainable by request from our office in Des Moines, Iowa.

We appreciate this opportunity to serve you and hope that this book proves useful in the coming year. Please feel free to contact our office if we can ever be of service.

Sincerely,

Michael G. Erwin  
National Meat Reporting Supervisor

Michael E. Sheats  
OIC, Meat Reporting

Jack Obermeier  
OIC, Livestock Reporting

Lucy Clark  
Charlie Gledhill  
John Goetz  
Marilyn Holloman  
Marj Hunt  
Larry Johnson  
Morey Juhlin

Debra Kasperek  
Peggy Lanscak  
Amy Levy  
Michael Lynch  
Darold Mapes  
Molly Monaghan

Julius Moody  
Jodie Pitcock  
Michael Schrader  
Chris Sommers  
Bill Sumpter  
Bruce Thomas  
Lamar Yawn

---

# Contents

---

## Section 1 – Livestock and Meat Statistics Table

Actual Slaughter Under Federal Inspection	
All Cattle, Steer, and Heifer . . . . .	1-1
All Cows, Bulls and Stags . . . . .	1-2
All Hogs. . . . .	1-3
All Sheep, Veal and Calves . . . . .	1-4
Daily Slaughter – Cattle and Calves. . . . .	1-5
Daily Slaughter – Hogs and Sheep . . . . .	1-6
Livestock Inventory . . . . .	1-7
U.S. Slaughter by Region . . . . .	1-8
National Steer and Heifer Estimated Grading Percent . . . . .	1-9
National Summary of Meats Graded . . . . .	1-10
Beef Market Statistics	
Boxed Beef Cutouts and Load Breakdown . . . . .	1-11
Boxed Beef Composite Primal Values – Choice . . . . .	1-12
Boxed Beef Composite Primal Values – Select . . . . .	1-13
Boxed Beef Rib Cuts . . . . .	1-14
Boxed Beef Chuck Cuts . . . . .	1-15
Boxed Beef Chuck and Round Cuts . . . . .	1-16
Boxed Beef Round Cuts. . . . .	1-17
Boxed Beef Round and Loin Cuts . . . . .	1-18
Boxed Beef Loin Cuts . . . . .	1-19
Boxed Beef Loin and Various Cuts . . . . .	1-20
Boxed Beef Closely Trimmed Chuck Cuts . . . . .	1-21
Boxed Beef Closely Trimmed Round Cuts . . . . .	1-22
Boxed Beef Closely Trimmed Round and Loin Cuts . . . . .	1-23
Boxed Beef Closely Trimmed Loin Cuts . . . . .	1-24
Coarse Grinds and Course Grind Blends . . . . .	1-25
Coarse Grind Blends . . . . .	1-26
Processing Beef, Trimmings, Carcass Equivalent Index Values. . . . .	1-27
Imported Beef . . . . .	1-28
Cow Carcasses, Cutout, and Cutter Cuts . . . . .	1-29
Utility Cow Cuts. . . . .	1-30
Beef Variety Meats and Drop Value . . . . .	1-31
Tallows, Greases, Protein Feed Supplements, and Lard . . . . .	1-32
Major Packer Hides . . . . .	1-33
Pork Market Statistics	
Pork Cutouts and Retail Pork Cuts . . . . .	1-34
Processing Pork Cuts . . . . .	1-35
Pork Trimmings . . . . .	1-36
Pork Variety Meats . . . . .	1-37
Pork Variety Meats . . . . .	1-38
Lamb Market Statistics	
Lamb Carcasses, Distributive Cuts and Cutouts. . . . .	1-39

---

# Contents

---

Boxed Lamb Cuts . . . . .	1-40
Veal Market Statistics	
Veal Carcasses and Distributive Cuts . . . . .	1-41
Veal Distributive Cuts and Boxed Cuts . . . . .	1-42
Boxed Lamb Cuts . . . . .	1-43
5-Area Direct Live Cattle Market Statistics . . . . .	1-44
National Carcass Discounts and Premiums . . . . .	1-45
Slaughter Sheep and Hog Market Statistics . . . . .	1-46
Stocks in Cold Storage . . . . .	1-47

## Section 2 – Livestock and Meat Statistics Charts

Actual Slaughter Under Federal Inspection	
Total Slaughter by Species . . . . .	2-1
Meat Production by Species . . . . .	2-2
Dressed Weight by Species . . . . .	2-3
Live Weight by Species . . . . .	2-4
U.S. Slaughter by Regions – Cattle . . . . .	2-5
National Estimated Grading Percentage . . . . .	2-6
National Summary of Meats Graded . . . . .	2-7
Beef Market Statistics	
Boxed Beef Cutouts and Load Counts . . . . .	2-8
Boxed Beef Primal Values and Volumes . . . . .	2-9
Domestic and Imported Processing Beef . . . . .	2-10
Beef Carcass Equivalent Index and Cow Carcass . . . . .	2-11
Drop Value, Tallows, and Protein Feed Supplements . . . . .	2-12
Beef Variety Meats . . . . .	2-13
Major Packer Hides . . . . .	2-14
Pork Market Statistics	
Cutout and Fresh Retail Cuts . . . . .	2-15
Processing Cuts and Trimmings . . . . .	2-16
Pork Variety Meats . . . . .	2-17
Pork Variety Meats, Lard and Grease . . . . .	2-18
Lamb Market Statistics	
Carcass Lamb, Distributive Cuts and Cutouts . . . . .	2-19
Boxed Lamb Cuts . . . . .	2-20
Veal Market Statistics	
Veal Carcass and Distributive Cuts . . . . .	2-21
Distributive and Boxed Veal Cuts . . . . .	2-22
5-Area Direct Live Cattle and Discounts and Premiums . . . . .	2-23
Slaughter Hog and Sheep Market Statistics . . . . .	2-24
Stocks in Cold Storage . . . . .	
Beef and Pork . . . . .	2-25

---

1997

NATIONAL CARLOT MEAT TRADE  
REVIEW

Actual Slaughter Under Federal Inspection



Livestock and Seed Program  
Livestock and Grain Market News Service  
Des Moines, Iowa

## Actual Slaughter Under Federal Inspection Meat Production and Actual Live & Dressed Weight

1997	All Cattle				Steer			Heifer		
Week Ending	Total Cattle	Meat Production	Live Weight	Dressed Weight	No. of Head	% of Total	Dressed Weight	No. of Head	% of Total	Dressed Weight
01/03	583,947	401.9	1,168	692	273,287	46.80%	760	177,520	30.40%	698
01/10	723,161	496.0	1,160	689	331,931	45.90%	759	216,948	30.00%	700
01/17	729,664	505.5	1,165	696	348,779	47.80%	754	235,681	32.30%	700
01/24	730,470	501.5	1,165	690	322,137	44.10%	756	245,438	33.60%	697
01/31	685,396	472.8	1,166	693	318,709	46.50%	755	222,068	32.40%	698
02/07	699,589	482.4	1,163	693	329,506	47.10%	752	224,568	32.10%	697
02/14	672,303	464.3	1,173	694	303,881	45.20%	752	229,928	34.20%	696
02/21	667,256	461.2	1,164	695	320,283	48.00%	751	212,855	31.90%	695
02/28	666,557	460.4	1,163	694	317,948	47.70%	751	214,631	32.20%	691
03/07	671,064	465.3	1,168	697	324,124	48.30%	749	216,083	32.20%	695
03/14	664,659	457.8	1,162	692	312,390	47.00%	750	208,703	31.40%	692
03/21	648,049	446.5	1,164	692	314,304	48.50%	745	198,303	30.60%	695
03/28	660,119	456.4	1,165	695	311,576	47.20%	751	212,558	32.20%	692
04/04	661,411	456.8	1,159	694	314,832	47.60%	747	214,959	32.50%	691
04/11	670,119	461.7	1,155	692	329,028	49.10%	743	212,428	31.70%	689
04/18	700,935	480.5	1,153	689	354,673	50.60%	739	211,682	30.20%	680
04/25	696,321	477.7	1,151	689	349,553	50.20%	740	208,896	30.00%	684
05/02	710,396	487.9	1,151	690	362,302	51.00%	739	219,512	30.90%	677
05/09	739,046	509.5	1,151	693	389,477	52.70%	738	217,280	29.40%	683
05/16	711,714	493.0	1,154	696	377,920	53.10%	742	209,244	29.40%	687
05/23	728,079	503.7	1,152	695	364,040	50.00%	743	237,354	32.60%	687
05/30	627,678	435.6	1,158	697	320,743	51.10%	744	195,836	31.20%	689
06/06	733,431	510.7	1,159	700	366,716	50.00%	746	240,565	32.80%	692
06/13	695,379	487.2	1,163	704	359,511	51.70%	751	221,131	31.80%	690
06/20	710,569	498.2	1,163	705	355,995	50.10%	750	238,751	33.60%	695
06/27	731,927	515.1	1,170	707	365,232	49.90%	758	238,608	32.60%	695
07/04	596,604	422.5	1,174	712	295,916	49.60%	762	198,669	33.30%	700
07/11	711,689	506.0	1,183	715	368,655	51.80%	767	213,507	30.00%	703
07/18	719,035	511.4	1,180	715	354,484	49.30%	770	234,405	32.60%	704
07/25	711,991	509.5	1,185	719	358,131	50.30%	774	227,125	31.90%	707
08/01	729,413	521.6	1,186	719	366,895	50.30%	775	228,306	31.30%	708
08/08	708,680	507.5	1,186	720	356,466	50.30%	779	220,399	31.10%	710
08/15	696,762	499.2	1,191	720	358,832	51.50%	779	202,758	29.10%	710
08/22	721,845	519.6	1,195	723	365,254	50.60%	780	223,772	31.00%	714
08/29	712,905	512.7	1,192	723	353,601	49.60%	782	228,130	32.00%	713
09/05	606,036	439.2	1,200	728	305,442	50.40%	784	192,719	31.80%	722
09/12	716,114	515.8	1,196	724	345,883	48.30%	786	231,305	32.30%	720
09/19	677,952	485.6	1,195	720	319,993	47.20%	783	220,334	32.50%	719
09/26	658,712	473.2	1,200	722	310,912	47.20%	785	212,764	32.30%	719
10/03	670,963	482.6	1,201	723	316,695	47.20%	787	218,734	32.60%	723
10/10	698,849	504.2	1,200	725	319,374	45.70%	790	243,199	34.80%	724
10/17	691,570	496.7	1,200	722	309,823	44.80%	788	238,592	34.50%	724
10/24	696,012	493.7	1,195	713	305,549	43.90%	783	230,380	33.10%	721
10/31	686,317	481.9	1,189	706	301,293	43.90%	776	224,426	32.70%	714
11/07	695,812	489.2	1,192	707	317,986	45.70%	771	214,310	30.80%	717
11/14	664,741	467.0	1,194	706	295,145	44.40%	780	209,393	31.50%	709
11/21	686,424	481.3	1,191	705	307,518	44.80%	772	218,969	31.90%	712
11/28	613,405	435.5	1,194	713	292,594	47.70%	778	191,996	31.30%	714
12/05	665,458	468.8	1,196	708	307,442	46.20%	778	196,976	29.60%	715
12/12	648,120	455.9	1,194	707	302,024	46.60%	772	196,380	30.30%	713
12/19	647,984	458.7	1,199	711	303,904	46.90%	778	196,339	30.30%	715
12/26	503,623	358.9	1,202	716	247,279	49.10%	776	154,109	30.60%	716
01/02	553,829	394.9	1,205	716	261,961	47.30%	774	179,441	32.40%	718
	<b>36,010,084</b>	<b>25,282.7</b>	<b>1,177</b>	<b>706</b>	<b>17,387,929</b>	<b>48.26%</b>	<b>764</b>	<b>11,428,967</b>	<b>31.73%</b>	<b>703</b>

Source: USDA National Agricultural Statistics Service

Meat Production in million pounds

## Actual Slaughter Under Federal Inspection Meat Production and Actual Live & Dressed Weight

1997	All Cows			Beef Cows		Dairy Cows		Bulls & Stags		
Week Ending	No. of Head	% of Total	Dressed Weight	No. of Head	% of Total	No. of Head	% of Total	No. of Head	% of Total	Dressed Weight
01/03	124,965	21.40%	523	69,490	11.90%	55,475	9.50%	7,591	1.30%	836
01/10	161,265	22.30%	519	88,949	12.30%	72,316	10.00%	12,294	1.70%	838
01/17	134,988	18.50%	529	73,696	10.10%	61,292	8.40%	10,215	1.40%	837
01/24	150,477	20.60%	525	83,274	11.40%	67,203	9.20%	12,418	1.70%	830
01/31	132,967	19.40%	525	70,596	10.30%	62,371	9.10%	10,966	1.60%	838
02/07	133,621	19.10%	525	70,658	10.10%	62,963	9.00%	11,893	1.70%	843
02/14	125,721	18.70%	534	63,869	9.50%	61,852	9.20%	12,101	1.80%	854
02/21	121,441	18.20%	528	62,722	9.40%	58,719	8.80%	12,011	1.80%	848
02/28	121,980	18.30%	533	61,323	9.20%	60,657	9.10%	11,998	1.80%	854
03/07	118,778	17.70%	540	60,396	9.00%	58,383	8.70%	12,079	1.80%	853
03/14	129,609	19.50%	536	67,795	10.20%	61,813	9.30%	13,958	2.10%	839
03/21	122,481	18.90%	535	64,157	9.90%	58,324	9.00%	12,961	2.00%	854
03/28	122,122	18.50%	536	66,672	10.10%	55,450	8.40%	13,202	2.00%	853
04/04	118,393	17.90%	539	64,157	9.70%	54,236	8.20%	13,228	2.00%	858
04/11	116,601	17.40%	537	61,651	9.20%	54,950	8.20%	12,732	1.90%	859
04/18	120,561	17.20%	538	64,486	9.20%	56,075	8.00%	14,019	2.00%	853
04/25	123,945	17.80%	535	69,632	10.00%	54,313	7.80%	14,623	2.10%	856
05/02	114,374	16.10%	536	63,225	8.90%	51,149	7.20%	14,208	2.00%	869
05/09	117,508	15.90%	537	65,036	8.80%	52,472	7.10%	14,781	2.00%	858
05/16	111,027	15.60%	535	61,207	8.60%	49,820	7.00%	13,523	1.90%	862
05/23	112,852	15.50%	535	61,887	8.50%	50,966	7.00%	13,834	1.90%	865
05/30	98,545	15.70%	538	53,980	8.60%	44,565	7.10%	12,554	2.00%	868
06/06	111,482	15.20%	539	60,875	8.30%	50,607	6.90%	14,669	2.00%	869
06/13	100,830	14.50%	544	55,630	8.00%	45,200	6.50%	13,212	1.90%	877
06/20	102,322	14.40%	542	56,846	8.00%	45,476	6.40%	14,211	2.00%	876
06/27	113,449	15.50%	546	63,678	8.70%	49,771	6.80%	15,370	2.10%	874
07/04	90,087	15.10%	550	49,518	8.30%	40,569	6.80%	11,335	1.90%	875
07/11	116,005	16.30%	550	64,052	9.00%	51,953	7.30%	13,522	1.90%	876
07/18	115,046	16.00%	545	64,713	9.00%	50,332	7.00%	15,100	2.10%	866
07/25	112,495	15.80%	548	61,231	8.60%	51,263	7.20%	13,528	1.90%	870
08/01	119,624	16.40%	546	67,106	9.20%	52,518	7.20%	14,588	2.00%	868
08/08	116,932	16.50%	541	63,781	9.00%	53,151	7.50%	14,174	2.00%	855
08/15	119,843	17.20%	542	64,799	9.30%	55,044	7.90%	14,632	2.10%	857
08/22	118,383	16.40%	546	62,079	8.60%	56,304	7.80%	15,159	2.10%	870
08/29	116,204	16.30%	542	62,023	8.70%	54,181	7.60%	14,971	2.10%	859
09/05	96,360	15.90%	547	49,089	8.10%	47,271	7.80%	11,515	1.90%	861
09/12	123,888	17.30%	542	67,315	9.40%	56,573	7.90%	15,038	2.10%	843
09/19	122,709	18.10%	542	67,117	9.90%	55,592	8.20%	14,237	2.10%	836
09/26	121,203	18.40%	550	63,236	9.60%	57,967	8.80%	13,833	2.10%	851
10/03	122,115	18.20%	544	67,767	10.10%	54,348	8.10%	13,419	2.00%	827
10/10	122,299	17.50%	545	67,090	9.60%	55,209	7.90%	13,278	1.90%	834
10/17	128,632	18.60%	545	69,849	10.10%	58,783	8.50%	13,831	2.00%	831
10/24	146,163	21.00%	540	83,521	12.00%	62,641	9.00%	13,920	2.00%	836
10/31	146,872	21.40%	537	83,731	12.20%	63,141	9.20%	14,413	2.10%	828
11/07	148,904	21.40%	541	86,281	12.40%	62,623	9.00%	13,916	2.00%	832
11/14	146,243	22.00%	539	83,757	12.60%	62,486	9.40%	13,960	2.10%	826
11/21	147,581	21.50%	539	83,057	12.10%	64,524	9.40%	13,042	1.90%	847
11/28	119,001	19.40%	544	66,861	10.90%	52,139	8.50%	9,814	1.60%	827
12/05	149,063	22.40%	543	81,186	12.20%	67,877	10.20%	11,978	1.80%	824
12/12	137,401	21.20%	544	71,941	11.10%	65,460	10.10%	12,314	1.90%	832
12/19	135,457	20.90%	544	74,534	11.50%	60,923	9.40%	12,314	1.90%	843
12/26	122,495	18.90%	547	67,404	10.40%	55,090	8.50%	9,074	1.40%	873
01/02	123,143	19.00%	557	64,164	9.90%	58,979	9.10%	8,426	1.30%	888
	<b>6,546,447</b>	<b>18.09%</b>	<b>539</b>	<b>3,563,089</b>	<b>9.84%</b>	<b>2,983,358</b>	<b>8.25%</b>	<b>689,983</b>	<b>1.90%</b>	<b>852</b>

Source: USDA National Agricultural Statistics Service

## Actual Slaughter Under Federal Inspection Meat Production and Actual Live & Dressed Weight

1997	All Hogs				Barrows & Gilts			Sows			Boars & Stags		
Week Ending	Total Hogs	Meat Prod	Live Wght	Dressed Weight	No. of Head	% of Total	Dressed Weight	No. of Head	% of Total	Dressed Weight	No. of Head	% of Total	Dressed Weight
01/03	1,482,250	279.2	257	189	1,430,371	96.50%	186	42,985	2.90%	288	8,894	0.60%	208
01/10	1,661,540	315.3	259	190	1,590,094	95.70%	187	59,815	3.60%	283	11,631	0.70%	218
01/17	1,682,209	318.1	258	190	1,616,603	96.10%	186	55,513	3.30%	287	10,093	0.60%	211
01/24	1,786,936	336.3	256	189	1,717,245	96.10%	185	57,182	3.20%	288	12,509	0.70%	206
01/31	1,729,549	320.5	256	186	1,662,097	96.10%	182	55,346	3.20%	283	10,377	0.60%	206
02/07	1,713,267	322.3	256	189	1,644,736	96.00%	185	56,538	3.30%	287	11,993	0.70%	209
02/14	1,712,698	322.6	256	189	1,640,765	95.80%	185	58,232	3.40%	284	13,702	0.80%	206
02/21	1,692,951	317.7	255	188	1,626,926	96.10%	185	54,174	3.20%	286	11,851	0.70%	206
02/28	1,731,417	326.0	256	189	1,667,355	96.30%	186	53,674	3.10%	283	10,389	0.60%	215
03/07	1,777,688	334.3	256	189	1,708,358	96.10%	185	56,886	3.20%	284	12,444	0.70%	209
03/14	1,767,466	332.4	256	189	1,700,302	96.20%	185	54,791	3.10%	283	10,605	0.60%	212
03/21	1,783,834	335.3	256	189	1,714,264	96.10%	185	57,083	3.20%	286	12,487	0.70%	212
03/28	1,823,674	341.5	255	188	1,756,198	96.30%	185	56,534	3.10%	284	12,766	0.70%	208
04/04	1,733,712	325.1	256	188	1,667,831	96.20%	185	53,745	3.10%	284	10,402	0.60%	214
04/11	1,715,466	321.9	256	188	1,643,416	95.80%	185	58,326	3.40%	285	13,724	0.80%	205
04/18	1,763,956	330.9	257	188	1,693,398	96.00%	185	58,211	3.30%	283	12,348	0.70%	210
04/25	1,636,078	307.6	256	189	1,565,727	95.70%	185	57,263	3.50%	285	13,089	0.80%	215
05/02	1,652,500	310.7	256	189	1,586,400	96.00%	185	54,533	3.30%	293	11,568	0.70%	214
05/09	1,614,666	304.6	257	189	1,545,235	95.70%	185	56,513	3.50%	289	11,303	0.70%	214
05/16	1,625,259	305.7	256	189	1,558,623	95.90%	185	55,259	3.40%	288	11,377	0.70%	214
05/23	1,614,691	303.0	256	188	1,546,874	95.80%	184	56,514	3.50%	293	11,303	0.70%	218
05/30	1,422,414	268.3	257	189	1,359,828	95.60%	185	52,629	3.70%	286	9,957	0.70%	217
06/06	1,636,201	308.7	258	189	1,562,572	95.50%	185	60,539	3.70%	289	11,453	0.70%	217
06/13	1,652,917	311.7	257	189	1,581,842	95.70%	185	61,158	3.70%	293	11,570	0.70%	218
06/20	1,623,006	304.5	256	188	1,553,217	95.70%	184	60,051	3.70%	292	9,738	0.60%	224
06/27	1,646,553	307.4	255	187	1,575,751	95.70%	183	59,276	3.60%	293	11,526	0.70%	221
07/04	1,316,384	243.9	253	186	1,259,779	95.70%	181	48,706	3.70%	291	9,215	0.70%	227
07/11	1,633,956	304.4	254	187	1,563,696	95.70%	183	58,822	3.60%	293	11,438	0.70%	226
07/18	1,640,299	304.9	253	186	1,568,126	95.60%	182	60,691	3.70%	294	11,482	0.70%	224
07/25	1,613,222	298.4	253	185	1,542,240	95.60%	181	59,689	3.70%	292	11,293	0.70%	223
08/01	1,586,081	292.7	252	185	1,514,707	95.50%	181	58,685	3.70%	291	12,689	0.80%	218
08/08	1,647,447	303.5	252	185	1,578,254	95.80%	181	57,661	3.50%	291	11,532	0.70%	218
08/15	1,702,680	314.6	252	185	1,631,167	95.80%	181	57,891	3.40%	292	11,919	0.70%	216
08/22	1,726,249	318.5	252	185	1,653,747	95.80%	181	60,419	3.50%	290	12,084	0.70%	227
08/29	1,802,191	332.9	253	185	1,728,301	95.90%	181	63,077	3.50%	290	10,813	0.60%	225
09/05	1,602,122	296.9	253	186	1,541,241	96.20%	182	51,268	3.20%	291	9,613	0.60%	219
09/12	1,857,841	346.1	255	187	1,781,670	95.90%	183	65,024	3.50%	295	11,147	0.60%	232
09/19	1,874,138	350.3	255	187	1,799,172	96.00%	183	63,721	3.40%	294	11,245	0.60%	229
09/26	1,856,543	346.8	255	187	1,784,138	96.10%	183	61,266	3.30%	295	11,139	0.60%	228
10/03	1,813,147	341.0	257	189	1,740,621	96.00%	185	63,460	3.50%	293	9,066	0.50%	234
10/10	1,895,567	357.0	256	189	1,829,222	96.50%	185	56,867	3.00%	294	9,478	0.50%	233
10/17	1,891,608	357.0	257	189	1,819,727	96.20%	186	60,531	3.20%	291	11,350	0.60%	226
10/24	1,865,466	353.6	259	190	1,794,578	96.20%	186	61,560	3.30%	293	9,327	0.50%	231
10/31	1,957,424	372.2	260	191	1,879,127	96.00%	187	66,552	3.40%	293	11,745	0.60%	224
11/07	1,927,239	367.1	261	191	1,848,222	95.90%	187	67,453	3.50%	296	11,563	0.60%	226
11/14	1,899,260	363.5	262	192	1,819,491	95.80%	188	68,373	3.60%	298	11,396	0.60%	221
11/21	1,980,218	378.4	262	192	1,897,049	95.80%	187	73,268	3.70%	296	9,901	0.50%	229
11/28	1,677,563	319.3	260	191	1,615,493	96.30%	187	53,682	3.20%	296	8,388	0.50%	227
12/05	1,942,850	372.6	262	192	1,863,193	95.90%	188	68,000	3.50%	295	11,657	0.60%	226
12/12	1,911,904	365.4	260	192	1,833,516	95.90%	188	68,829	3.60%	295	11,471	0.60%	229
12/19	2,062,028	392.9	260	191	1,979,547	96.00%	187	70,109	3.40%	295	12,372	0.60%	230
12/26	1,457,195	276.5	259	190	1,410,565	96.80%	187	39,344	2.70%	299	7,286	0.50%	221
01/02	1,671,972	318.4	259	191	1,618,469	96.80%	188	46,815	2.80%	295	6,688	0.40%	220
	<b>91,495,492</b>	<b>17,200.4</b>	<b>256</b>	<b>188</b>	<b>87,811,088</b>	<b>95.97%</b>	<b>185</b>	<b>3,094,535</b>	<b>3.38%</b>	<b>290</b>	<b>586,390</b>	<b>0.64%</b>	<b>219</b>

Source: USDA National Agricultural Statistics Service

Meat Production in million pounds



## Actual Slaughter Under Federal Inspection Meat Production and Actual Live & Dressed Weight

1997	All Sheep				Mature Sheep			Lamb			Veal & Calf			
Week Ending	Total Head	Meat Prod	Live Wght	Drstd Wght	No. of Head	% of Total	Drstd Wght	No. of Head	% of Total	Drstd Wght	Total Head	Meat Prod	Live Wght	Drstd Wght
01/03	60,128	3.9	132	66	3,067	5.10%	55	57,061	94.90%	66	31,080	6.3	331	206
01/10	65,376	4.3	132	66	3,988	6.10%	57	61,388	93.90%	66	33,222	6.9	342	211
01/17	60,855	4.0	132	66	2,678	4.40%	61	58,177	95.60%	66	30,777	6.4	342	211
01/24	70,893	4.6	131	65	4,112	5.80%	60	66,781	94.20%	65	32,610	6.9	346	214
01/31	67,435	4.4	133	66	3,507	5.20%	58	63,928	94.80%	66	30,779	6.4	341	210
02/07	75,665	5.0	133	66	4,010	5.30%	61	71,655	94.70%	66	30,900	6.5	347	215
02/14	80,282	5.3	134	66	4,416	5.50%	60	75,866	94.50%	67	31,337	6.7	350	217
02/21	78,891	5.2	134	66	3,945	5.00%	61	74,946	95.00%	67	29,197	6.1	347	214
02/28	82,163	5.5	135	67	3,944	4.80%	58	78,219	95.20%	67	30,789	6.6	353	219
03/07	87,993	5.9	137	67	4,488	5.10%	59	83,505	94.90%	67	31,019	6.5	345	215
03/14	94,879	6.4	136	67	4,554	4.80%	60	90,325	95.20%	68	31,605	6.6	339	211
03/21	105,217	6.9	132	66	4,314	4.10%	59	100,903	95.90%	66	30,852	6.5	346	214
03/28	82,435	5.4	132	65	4,287	5.20%	61	78,148	94.80%	66	28,768	6.2	351	218
04/04	70,996	4.8	137	68	3,905	5.50%	59	67,091	94.50%	69	29,365	6.2	349	216
04/11	71,987	4.9	138	68	4,175	5.80%	61	67,812	94.20%	69	28,615	6.0	348	215
04/18	76,132	5.0	133	66	4,644	6.10%	59	71,488	93.90%	66	29,018	6.1	344	215
04/25	74,349	4.9	132	65	3,940	5.30%	60	70,409	94.70%	66	27,872	6.1	362	224
05/02	70,474	4.3	137	69	4,792	6.80%	56	65,682	93.20%	70	27,921	6.1	358	221
05/09	70,434	4.8	139	69	4,226	6.00%	58	66,208	94.00%	70	26,198	5.7	357	222
05/16	72,788	5.1	142	70	4,222	5.80%	60	68,566	94.20%	71	26,051	5.7	357	222
05/23	72,069	5.0	140	70	4,612	6.40%	62	67,457	93.60%	70	26,227	5.9	366	228
05/30	64,676	4.5	141	70	4,139	6.40%	58	60,537	93.60%	71	24,007	5.2	357	221
06/06	72,388	5.0	140	70	3,837	5.30%	59	68,551	94.70%	70	26,748	5.9	364	225
06/13	68,258	4.7	139	69	3,822	5.60%	61	64,436	94.40%	69	27,119	6.0	367	227
06/20	70,500	4.9	140	70	3,878	5.50%	63	66,623	94.50%	70	27,597	6.1	364	227
06/27	68,308	4.7	137	68	3,689	5.40%	63	64,619	94.60%	69	29,050	6.2	347	216
07/04	58,225	4.0	137	68	3,435	5.90%	59	54,790	94.10%	69	25,131	5.1	334	207
07/11	65,732	4.4	135	67	4,010	6.10%	60	61,722	93.90%	68	29,883	6.1	337	208
07/18	65,961	4.5	137	68	4,090	6.20%	60	61,871	93.80%	69	29,254	6.0	340	210
07/25	63,095	4.2	133	66	3,912	6.20%	61	59,183	93.80%	66	30,084	6.1	331	205
08/01	62,951	4.1	131	65	4,281	6.80%	61	58,670	93.20%	65	27,227	5.5	331	205
08/08	64,004	4.1	129	64	4,416	6.90%	63	59,588	93.10%	64	28,765	5.9	336	207
08/15	66,876	4.2	128	64	3,812	5.70%	61	63,064	94.30%	64	29,037	5.9	336	207
08/22	72,422	4.6	127	63	4,707	6.50%	63	67,715	93.50%	63	30,057	6.2	339	210
08/29	76,328	4.8	128	64	4,732	6.20%	61	71,596	93.80%	64	29,103	5.7	325	201
09/05	66,731	4.4	132	66	3,804	5.70%	62	62,927	94.30%	66	26,900	5.3	328	202
09/12	72,758	4.7	130	64	4,438	6.10%	61	68,320	93.90%	65	31,245	6.2	329	203
09/19	72,576	4.7	132	65	4,645	6.40%	62	67,931	93.60%	66	31,109	6.3	334	207
09/26	71,464	4.6	131	65	3,859	5.40%	61	67,605	94.60%	65	31,450	6.4	334	207
10/03	67,831	4.3	130	64	4,206	6.20%	59	63,625	93.80%	64	29,229	5.8	331	203
10/10	69,395	4.6	133	66	3,817	5.50%	61	65,578	94.50%	67	29,661	5.9	328	203
10/17	66,226	4.5	133	66	3,510	5.30%	61	62,716	94.70%	66	29,268	6.0	339	210
10/24	68,823	4.8	135	66	3,854	5.60%	60	64,969	94.40%	67	30,460	6.1	327	203
10/31	71,735	4.7	132	65	4,376	6.10%	60	67,359	93.90%	65	30,589	6.2	330	205
11/07	74,946	4.9	134	66	4,497	6.00%	59	70,449	94.00%	66	31,788	6.1	317	195
11/14	79,132	5.2	135	66	4,352	5.50%	60	74,780	94.50%	67	31,762	6.0	310	191
11/21	77,845	5.2	136	67	4,671	6.00%	60	73,174	94.00%	67	31,044	5.7	304	187
11/28	66,478	4.5	138	68	3,257	4.90%	60	63,221	95.10%	68	25,967	4.9	307	188
12/05	76,998	5.2	139	68	4,081	5.30%	61	72,917	94.70%	68	34,205	6.1	296	183
12/12	82,101	5.6	139	68	3,941	4.80%	62	78,160	95.20%	68	31,827	5.7	298	183
12/19	80,579	5.3	135	66	5,399	6.70%	59	75,180	93.30%	67	30,825	5.6	301	186
12/26	56,653	3.8	136	68	3,569	6.30%	60	53,084	93.70%	68	24,058	4.5	302	185
01/02	55,805	3.8	136	68	3,851	6.90%	58	51,954	93.10%	68	26,763	4.8	296	182
	<b>3,809,241</b>	<b>253.1</b>	<b>135</b>	<b>67</b>	<b>216,709</b>	<b>5.73%</b>	<b>60</b>	<b>3,592,532</b>	<b>94.27%</b>	<b>67</b>	<b>1,555,414</b>	<b>317.9</b>	<b>337</b>	<b>208</b>

Meat Production in million pounds

Source: USDA National Agricultural Statistics Service

## Daily Actual Slaughter Under Federal Inspection Cattle & Calf

1997	Actual Daily Cattle Slaughter						Actual Daily Calf Slaughter					
Week Ending	Mon	Tue	Wed	Thu	Fri	Sat	Mon	Tue	Wed	Thu	Fri	Sat
01/03	125,834	109,483	1,727	125,334	128,760	92,809	6,826	8,964	543	6,227	8,306	214
01/10	128,983	136,909	135,539	130,912	128,193	62,625	6,803	7,747	6,173	5,353	6,942	204
01/17	126,470	131,126	130,214	127,626	130,233	83,995	6,045	7,346	6,346	4,887	5,313	840
01/24	127,436	135,708	134,008	133,093	130,746	69,479	5,834	7,503	6,489	5,672	6,359	753
01/31	127,268	126,319	127,478	128,323	127,228	48,780	6,072	6,692	6,060	5,752	6,052	151
02/07	129,120	132,074	126,947	129,188	130,591	51,669	6,275	7,257	6,058	5,361	5,850	99
02/14	117,380	128,257	128,068	125,581	128,370	44,647	6,208	7,564	6,068	4,751	6,447	299
02/21	112,391	131,827	127,394	128,213	128,044	39,387	5,309	6,610	5,958	5,004	6,165	151
02/28	127,004	130,542	125,664	128,582	126,687	28,078	6,313	6,466	6,060	5,317	6,558	75
03/07	126,189	127,033	130,316	130,107	131,678	25,741	6,184	6,888	6,306	5,278	6,283	80
03/14	129,614	135,604	127,658	129,369	128,036	14,378	5,881	7,259	6,491	5,664	5,505	805
03/21	125,133	127,710	124,860	123,895	127,124	19,327	5,776	6,989	6,495	5,316	5,933	343
03/28	120,568	128,069	125,861	127,887	123,199	34,535	5,701	6,583	5,525	5,420	5,477	62
04/04	122,467	126,747	128,084	127,788	129,311	27,014	5,289	6,377	5,900	5,764	5,970	65
04/11	121,996	130,583	129,813	130,556	125,397	31,774	5,602	6,388	5,717	4,850	5,999	59
04/18	122,273	132,837	131,860	131,131	133,140	49,694	5,692	6,472	6,187	4,411	6,084	172
04/25	130,036	132,773	133,709	132,201	130,252	37,350	5,202	6,503	5,579	4,855	5,652	81
05/02	127,202	130,908	133,356	132,983	133,888	52,059	5,116	6,131	5,567	4,763	6,053	291
05/09	133,506	136,377	131,684	130,992	133,493	72,994	4,654	5,916	5,415	5,038	5,115	60
05/16	125,297	133,835	131,034	129,654	133,516	58,378	4,743	5,997	5,028	4,465	5,818	0
05/23	125,728	134,455	131,646	134,183	133,446	68,621	5,539	5,581	4,832	4,685	5,590	0
05/30	2,291	132,576	130,543	129,992	134,700	97,576	1,334	5,734	6,062	4,819	6,002	56
06/06	128,111	132,343	134,463	129,665	135,358	73,491	5,384	6,030	5,587	4,354	5,393	0
06/13	127,811	132,231	119,362	128,547	128,288	59,140	5,303	6,281	5,576	4,541	5,416	2
06/20	121,928	130,299	128,669	131,358	129,908	68,407	4,972	5,927	5,752	4,803	6,074	69
06/27	130,497	132,372	132,489	130,481	134,938	71,150	5,356	6,315	6,125	5,189	6,018	47
07/04	131,434	127,126	131,672	129,914	5,392	71,066	4,823	6,872	6,127	5,583	1,448	278
07/11	124,191	127,903	129,505	130,045	133,124	66,921	5,080	6,873	6,410	5,136	6,229	155
07/18	126,039	132,215	131,548	130,003	130,437	68,793	5,109	6,711	6,603	5,046	5,715	70
07/25	125,240	130,909	130,574	132,007	130,506	62,755	5,540	6,713	6,284	5,310	6,121	116
08/01	123,822	132,785	131,228	131,775	130,556	79,247	5,375	5,545	6,276	4,295	5,735	1
08/08	127,585	132,783	130,819	130,567	132,562	54,364	5,738	6,117	6,166	5,237	5,357	150
08/15	127,623	131,406	131,664	130,554	133,106	42,409	5,623	6,533	6,011	4,943	5,838	89
08/22	129,218	132,937	131,183	131,134	131,620	65,753	5,620	6,573	6,317	5,501	5,975	71
08/29	125,616	131,213	132,496	131,675	131,704	60,201	5,816	6,105	5,882	4,867	6,193	240
09/05	994	130,317	129,443	132,839	132,192	80,251	761	7,093	6,623	5,762	6,470	191
09/12	129,990	135,231	133,430	130,829	132,736	53,898	5,789	7,151	6,330	5,264	6,577	134
09/19	128,936	129,305	127,913	132,316	127,317	32,165	5,674	6,847	6,445	5,797	6,212	134
09/26	120,338	127,148	126,642	125,791	133,133	25,660	5,597	7,201	6,486	5,532	6,533	101
10/03	117,619	132,246	129,456	131,482	127,989	32,171	5,644	6,547	6,399	4,310	5,986	343
10/10	129,531	132,223	133,346	132,326	130,587	40,836	5,347	6,320	6,191	5,035	6,677	91
10/17	116,612	136,402	133,005	134,992	134,658	35,901	5,029	6,526	6,405	5,285	5,911	112
10/24	128,808	130,052	134,320	135,079	134,130	33,623	5,508	6,444	6,609	5,534	6,314	51
10/31	118,933	135,155	133,687	127,319	133,604	37,619	5,592	6,793	6,388	5,648	6,053	115
11/07	126,351	132,008	133,287	136,257	131,553	36,356	5,753	7,057	6,085	6,090	6,732	71
11/14	118,474	121,900	133,814	129,394	132,764	28,395	5,678	6,745	6,795	5,697	6,592	255
11/21	122,357	133,404	132,433	130,202	133,074	34,954	5,137	6,776	6,629	6,027	6,254	221
11/28	134,558	135,700	126,990	856	131,496	83,805	5,703	7,559	6,692	1,222	4,578	213
12/05	130,901	131,218	122,204	128,916	132,308	19,911	5,587	7,766	7,203	6,395	7,127	127
12/12	102,679	134,761	122,613	124,679	132,624	30,764	5,913	6,929	6,678	5,481	6,712	114
12/19	116,992	131,915	123,197	128,604	126,515	20,761	5,883	6,497	6,459	5,320	6,573	93
12/26	129,606	127,011	47,113	2,127	112,302	85,464	5,769	7,306	6,288	0	4,250	445
01/02	122,208	127,383	95,779	1,722	123,011	83,726	5,842	7,396	6,970	0	6,362	193
	6,379,188	6,941,653	6,641,807	6,511,045	6,785,524	2,750,867	288,343	356,515	321,650	262,856	316,898	9,152

Source: USDA National Agricultural Statistics Service

## Daily Actual Slaughter Under Federal Inspection Hog & Sheep

1997	Actual Daily Hog Slaughter						Actual Daily Sheep Slaughter					
Week Ending	Mon	Tue	Wed	Thu	Fri	Sat	Mon	Tue	Wed	Thu	Fri	Sat
01/03	342,411	337,040	296	359,867	371,942	70,694	15,749	15,476	30	15,049	13,796	28
01/10	307,393	363,561	360,080	328,111	260,815	41,580	14,204	13,718	14,661	15,333	7,441	19
01/17	323,353	371,344	346,392	260,727	324,819	55,574	11,764	14,258	13,999	12,834	7,959	41
01/24	323,274	376,088	364,386	348,062	336,499	38,627	13,043	15,625	13,860	15,264	13,099	2
01/31	304,203	333,215	346,031	352,055	340,737	53,308	12,934	15,142	14,477	13,972	10,901	9
02/07	311,569	310,333	344,807	347,669	344,846	54,043	15,535	15,067	15,009	15,631	14,420	3
02/14	309,534	344,825	336,975	333,972	335,700	51,692	16,001	15,925	15,600	16,922	15,834	0
02/21	279,371	349,285	340,375	340,758	326,263	56,899	14,042	15,463	17,094	16,917	15,303	72
02/28	299,214	334,438	342,676	343,354	344,019	67,716	16,758	16,400	16,999	16,974	15,032	0
03/07	317,573	347,785	349,977	352,689	346,799	62,865	16,751	16,575	16,355	17,309	15,127	5,876
03/14	321,569	344,712	348,598	353,847	338,802	59,938	17,350	17,227	16,986	17,645	17,506	8,165
03/21	318,826	348,102	352,961	351,334	345,584	67,027	17,891	19,090	16,953	18,409	19,202	13,672
03/28	313,548	353,766	362,564	359,720	348,916	85,160	19,949	16,844	18,501	17,616	9,522	3
04/04	217,117	358,355	364,733	361,569	342,853	89,085	15,372	14,851	14,722	13,577	12,468	6
04/11	300,365	344,663	348,632	339,710	328,288	53,808	14,610	13,613	14,845	14,657	14,262	0
04/18	335,266	354,517	347,555	347,384	342,819	36,415	15,353	14,921	14,865	15,457	14,313	1,223
04/25	296,659	334,060	325,361	320,345	323,641	36,012	13,984	15,580	15,972	15,532	13,262	19
05/02	293,101	329,787	335,465	340,684	327,851	25,612	13,595	14,559	14,618	14,722	12,977	3
05/09	290,410	309,314	320,337	338,000	332,519	24,086	13,122	14,016	14,736	14,480	13,283	797
05/16	296,064	329,394	335,268	326,822	317,719	19,992	13,330	14,269	14,590	15,614	14,985	0
05/23	288,123	332,359	326,538	327,694	316,614	23,363	13,642	13,639	15,378	14,925	14,485	0
05/30	3,685	334,358	349,884	354,347	346,664	33,476	2,259	15,460	15,376	15,323	14,000	2,258
06/06	298,821	320,416	328,288	334,735	331,683	22,258	13,459	14,266	15,538	14,430	14,691	4
06/13	301,989	335,284	334,589	332,674	325,752	22,629	13,757	12,482	13,353	14,171	14,368	127
06/20	281,592	330,239	327,487	334,657	325,793	23,238	13,511	14,505	13,572	14,722	14,173	17
06/27	288,888	325,413	329,517	339,378	325,523	37,834	12,926	13,932	14,042	14,669	12,722	17
07/04	301,110	333,134	343,023	330,126	2,082	6,909	13,088	15,419	15,495	13,911	312	0
07/11	296,167	330,448	328,057	334,374	314,327	30,583	13,924	12,880	11,902	12,503	11,333	3,190
07/18	286,708	337,834	335,628	340,105	317,532	22,492	13,692	13,588	13,616	13,404	11,656	5
07/25	279,685	336,509	338,362	329,487	312,035	17,144	12,971	11,775	12,590	14,140	11,607	12
08/01	275,077	323,398	335,083	333,299	318,164	1,060	12,957	13,831	14,046	13,875	8,134	108
08/08	260,970	340,076	345,915	341,171	330,670	28,645	13,491	15,179	11,932	14,049	9,324	29
08/15	304,601	342,878	347,941	343,063	329,255	34,942	14,251	14,772	11,952	14,303	11,334	264
08/22	306,099	340,846	343,391	356,016	336,002	43,895	11,309	16,537	14,496	16,093	13,945	42
08/29	326,165	358,561	359,547	359,920	353,981	44,017	15,173	15,341	15,825	16,530	13,390	69
09/05	2,149	358,278	363,813	362,619	359,903	155,360	232	16,933	17,336	16,233	15,972	25
09/12	348,988	364,611	359,993	362,724	359,301	62,224	14,630	15,703	14,106	14,266	12,589	1,464
09/19	340,376	362,167	367,381	364,240	375,198	64,776	14,379	15,060	14,594	15,203	13,226	114
09/26	353,715	363,829	359,973	362,295	356,950	59,781	13,938	14,914	14,304	13,938	12,861	1,509
10/03	336,914	344,957	342,582	360,731	352,478	75,485	12,148	14,245	14,409	14,901	12,081	47
10/10	342,968	363,548	366,384	369,973	356,905	95,789	13,741	15,374	14,139	13,678	12,415	48
10/17	352,719	363,597	367,303	361,384	361,391	85,214	11,316	14,520	14,564	14,466	11,301	59
10/24	350,874	363,331	358,579	361,406	364,911	66,365	14,529	14,307	14,289	14,517	11,138	43
10/31	350,608	368,787	374,603	372,542	374,414	116,470	12,672	15,336	15,657	15,621	11,872	577
11/07	340,600	375,770	371,348	370,654	369,345	99,522	14,283	15,921	17,299	16,698	9,964	781
11/14	356,944	331,059	377,055	369,327	360,089	104,786	14,271	15,161	16,259	17,454	12,926	3,061
11/21	350,742	373,166	375,896	376,710	376,220	127,484	14,929	16,243	17,260	15,239	12,309	1,865
11/28	362,603	376,363	375,113	617	360,218	202,649	14,955	16,014	15,786	1,341	13,248	5,134
12/05	342,780	379,533	369,691	376,726	381,886	92,234	14,795	17,070	15,103	15,151	14,145	734
12/12	362,932	371,967	361,752	375,771	381,898	57,584	16,907	17,607	14,954	15,311	14,772	2,550
12/19	354,017	380,752	381,876	386,247	375,558	183,578	16,734	18,206	16,257	14,774	13,674	934
12/26	381,490	377,398	207,183	99	300,797	190,228	13,955	16,368	11,997	1,057	12,209	1,067
01/02	380,978	377,858	327,019	1,094	365,984	219,039	10,871	15,582	14,159	0	14,486	707
	16,212,897	18,493,308	18,054,263	17,432,884	17,800,954	3,501,186	731,032	806,789	776,457	760,810	677,354	56,799

Source: USDA National Agricultural Statistics Service

## U.S. Federal Slaughter by Region Percentage of Total Slaughter by Region and Class - Cattle

1997	Region 1-5				Region 6				Region 7-8				Region 9-10			
Week Ending	Cow				Cow				Cow				Cow			
	Steer	Heifer	Dairy	Other	Steer	Heifer	Dairy	Other	Steer	Heifer	Dairy	Other	Steer	Heifer	Dairy	Other
01/03	5.24%	2.47%	6.73%	2.98%	10.00%	6.13%	0.31%	2.11%	26.44%	20.60%	0.70%	5.26%	5.17%	1.22%	1.76%	1.54%
01/10	5.20%	2.05%	6.62%	3.86%	9.13%	5.97%	0.46%	2.64%	26.78%	20.60%	0.82%	4.76%	4.81%	1.40%	2.14%	1.06%
01/17	5.37%	2.26%	5.43%	3.17%	9.43%	6.41%	0.37%	1.85%	28.38%	21.80%	0.58%	4.08%	4.62%	1.80%	1.99%	1.06%
01/24	5.52%	2.22%	5.93%	3.41%	8.02%	7.37%	0.47%	2.49%	26.36%	21.97%	0.74%	4.72%	4.20%	2.01%	2.08%	0.81%
01/31	5.60%	2.48%	5.84%	3.44%	8.83%	6.89%	0.41%	2.23%	28.02%	20.99%	0.73%	3.95%	4.03%	2.09%	2.16%	0.73%
02/07	5.47%	2.47%	5.74%	3.42%	10.47%	6.49%	0.43%	2.13%	26.99%	21.61%	0.73%	3.92%	4.10%	1.54%	2.07%	0.64%
02/14	5.43%	2.75%	5.83%	3.29%	9.31%	6.86%	0.49%	1.72%	26.65%	22.86%	0.76%	3.93%	3.84%	1.72%	2.17%	0.59%
02/21	5.98%	2.26%	5.64%	3.16%	10.43%	6.34%	0.43%	1.89%	27.94%	22.17%	0.75%	3.76%	3.69%	1.11%	2.04%	0.61%
02/28	6.09%	2.59%	5.64%	3.24%	9.96%	5.89%	0.52%	1.53%	27.57%	22.26%	0.81%	3.78%	4.06%	1.44%	2.16%	0.67%
03/07	6.27%	2.73%	5.24%	2.93%	10.37%	6.00%	0.51%	1.79%	27.65%	21.93%	0.79%	3.66%	4.04%	1.49%	2.16%	0.64%
03/14	6.33%	2.53%	5.78%	3.28%	8.74%	6.09%	0.50%	2.09%	27.91%	21.05%	0.78%	3.93%	4.03%	1.72%	2.24%	0.78%
03/21	6.68%	2.24%	5.83%	3.29%	10.43%	5.49%	0.45%	1.91%	27.30%	21.57%	0.76%	3.80%	4.07%	1.34%	1.91%	0.88%
03/28	6.33%	2.50%	5.51%	3.30%	9.75%	6.84%	0.38%	2.06%	27.27%	21.34%	0.74%	3.74%	3.86%	1.51%	1.82%	0.97%
04/04	6.77%	2.57%	5.23%	3.13%	8.53%	6.29%	0.39%	1.74%	28.23%	22.08%	0.70%	3.74%	4.05%	1.60%	1.88%	1.04%
04/11	6.37%	2.42%	5.46%	3.15%	10.56%	6.09%	0.37%	1.63%	28.19%	21.43%	0.63%	3.31%	3.92%	1.74%	1.72%	1.13%
04/18	6.63%	2.58%	5.21%	3.04%	9.99%	6.32%	0.44%	1.70%	29.81%	19.84%	0.66%	3.38%	4.18%	1.50%	1.67%	1.06%
04/25	6.21%	2.28%	5.31%	3.23%	10.57%	5.69%	0.32%	2.04%	29.27%	20.25%	0.57%	3.53%	4.11%	1.75%	1.62%	1.16%
05/02	6.68%	2.46%	4.80%	2.90%	9.95%	6.13%	0.32%	1.65%	30.15%	20.50%	0.58%	3.36%	4.21%	1.84%	1.48%	0.98%
05/09	6.72%	2.34%	4.76%	2.79%	10.86%	5.21%	0.32%	1.89%	30.40%	20.50%	0.53%	3.14%	4.68%	1.41%	1.50%	0.97%
05/16	7.01%	2.32%	4.71%	2.91%	11.07%	5.66%	0.37%	1.77%	30.74%	19.68%	0.53%	3.03%	4.23%	1.71%	1.43%	0.91%
05/23	6.54%	2.55%	4.61%	2.94%	9.78%	6.48%	0.34%	1.72%	29.40%	21.88%	0.52%	2.95%	4.27%	1.68%	1.48%	0.92%
05/30	6.64%	2.33%	4.68%	2.82%	9.59%	6.71%	0.32%	1.91%	30.47%	20.31%	0.49%	2.88%	4.41%	1.88%	1.56%	1.02%
06/06	6.65%	2.58%	4.65%	2.75%	9.57%	6.47%	0.30%	1.74%	29.51%	21.64%	0.50%	2.85%	4.31%	2.06%	1.43%	0.94%
06/13	6.43%	2.72%	4.10%	2.79%	10.14%	6.56%	0.29%	1.55%	30.78%	20.44%	0.52%	2.82%	4.37%	2.10%	1.58%	0.89%
06/20	5.97%	2.11%	4.07%	2.67%	9.47%	7.32%	0.27%	1.48%	30.05%	22.49%	0.51%	2.79%	4.63%	1.72%	1.52%	1.00%
06/27	6.58%	2.05%	4.19%	2.86%	9.23%	7.28%	0.33%	1.60%	29.77%	21.41%	0.51%	3.25%	4.29%	1.82%	1.73%	1.01%
07/04	6.22%	2.06%	4.31%	2.46%	9.62%	6.47%	0.35%	1.66%	29.36%	22.84%	0.59%	3.10%	4.44%	1.96%	1.61%	1.07%
07/11	6.08%	2.29%	4.80%	2.86%	10.71%	5.65%	0.37%	1.80%	30.91%	20.31%	0.56%	3.30%	4.07%	1.74%	1.57%	1.04%
07/18	5.83%	2.27%	4.42%	2.92%	9.11%	7.31%	0.38%	1.99%	29.80%	21.64%	0.53%	3.05%	4.58%	1.43%	1.63%	1.02%
07/25	6.32%	2.13%	4.69%	2.88%	9.43%	7.09%	0.35%	1.90%	30.25%	21.20%	0.58%	2.93%	4.30%	1.50%	1.59%	0.91%
08/01	6.54%	2.07%	4.66%	2.95%	9.36%	7.09%	0.34%	2.11%	30.18%	20.56%	0.62%	3.22%	4.18%	1.56%	1.62%	0.93%
08/08	6.84%	2.19%	4.75%	3.01%	9.16%	6.98%	0.42%	2.12%	30.21%	20.23%	0.73%	3.02%	4.11%	1.74%	1.57%	0.90%
08/15	6.57%	2.08%	5.11%	3.23%	9.83%	6.08%	0.39%	2.17%	30.64%	19.51%	0.73%	3.04%	4.51%	1.43%	1.66%	0.89%
08/22	6.61%	2.38%	4.95%	2.98%	9.31%	6.89%	0.43%	1.84%	29.67%	20.45%	0.71%	2.80%	5.00%	1.27%	1.68%	0.93%
08/29	6.55%	2.16%	4.75%	3.13%	8.47%	7.47%	0.45%	1.86%	29.39%	21.14%	0.73%	2.78%	5.23%	1.19%	1.68%	0.88%
09/05	6.63%	2.33%	4.97%	2.94%	9.09%	6.32%	0.41%	1.57%	30.01%	21.51%	0.66%	2.87%	4.65%	1.62%	1.78%	0.73%
09/12	6.35%	2.40%	5.14%	3.29%	9.38%	6.78%	0.45%	2.15%	27.94%	21.72%	0.63%	3.00%	4.66%	1.38%	1.72%	0.92%
09/19	6.75%	2.42%	5.28%	3.48%	7.80%	7.46%	0.43%	2.45%	28.10%	21.11%	0.65%	3.04%	4.59%	1.46%	1.89%	0.96%
09/26	6.45%	2.73%	5.80%	3.19%	8.81%	5.94%	0.44%	2.06%	27.39%	22.32%	0.70%	3.46%	4.56%	1.34%	1.84%	0.91%
10/03	6.50%	2.55%	5.22%	3.35%	8.53%	6.38%	0.46%	2.38%	26.99%	22.39%	0.63%	3.31%	5.17%	1.28%	1.79%	1.09%
10/10	6.18%	2.39%	5.05%	3.38%	8.87%	7.70%	0.39%	2.25%	26.50%	23.02%	0.62%	3.03%	4.18%	1.72%	1.82%	0.99%
10/17	6.31%	2.44%	5.60%	3.41%	8.23%	6.93%	0.48%	2.17%	26.28%	23.56%	0.65%	3.38%	4.02%	1.62%	1.79%	1.16%
10/24	6.19%	2.57%	6.15%	3.82%	7.67%	6.62%	0.40%	2.82%	26.20%	22.14%	0.63%	3.98%	3.86%	1.72%	1.85%	1.36%
10/31	6.56%	2.56%	6.38%	3.82%	7.27%	6.85%	0.41%	3.06%	26.09%	21.39%	0.63%	3.95%	3.95%	1.89%	1.73%	1.40%
11/07	6.41%	2.83%	6.27%	3.82%	8.06%	6.11%	0.40%	2.93%	27.11%	20.41%	0.69%	4.27%	4.18%	1.44%	1.65%	1.38%
11/14	6.57%	2.56%	6.42%	4.00%	7.64%	5.93%	0.47%	2.90%	25.91%	21.39%	0.66%	4.47%	4.23%	1.61%	1.90%	1.28%
11/21	5.97%	2.62%	6.28%	3.89%	8.33%	5.41%	0.47%	2.65%	26.15%	22.29%	0.64%	4.20%	4.30%	1.54%	1.98%	1.37%
11/28	5.81%	2.32%	6.00%	3.60%	8.77%	6.34%	0.34%	2.30%	29.14%	21.23%	0.57%	3.67%	3.98%	1.44%	1.55%	1.30%
12/05	5.75%	2.48%	6.76%	4.13%	7.86%	6.04%	0.48%	2.70%	28.53%	19.51%	0.71%	4.07%	4.01%	1.56%	2.22%	1.34%
12/12	6.60%	2.50%	6.66%	3.44%	7.50%	5.89%	0.51%	2.53%	28.43%	20.35%	0.73%	3.66%	4.04%	1.59%	2.22%	1.45%
12/19	5.80%	2.73%	6.05%	4.03%	8.27%	5.86%	0.49%	2.47%	28.42%	19.90%	0.79%	3.81%	4.35%	1.81%	2.08%	1.22%
12/26	5.44%	2.62%	5.42%	3.69%	8.74%	5.66%	0.40%	1.83%	30.45%	20.19%	0.66%	3.71%	4.51%	2.06%	2.03%	1.13%
01/02	5.86%	2.37%	5.69%	3.34%	8.86%	6.72%	0.31%	1.41%	28.52%	21.31%	0.76%	3.96%	4.12%	2.02%	2.31%	1.14%
	<b>6.23%</b>	<b>2.41%</b>	<b>5.38%</b>	<b>3.24%</b>	<b>9.22%</b>	<b>6.43%</b>	<b>0.40%</b>	<b>2.06%</b>	<b>28.50%</b>	<b>21.26%</b>	<b>0.65%</b>	<b>3.54%</b>	<b>4.30%</b>	<b>1.63%</b>	<b>1.81%</b>	<b>1.01%</b>

Regions: 1-5: CT,ME,NH,VT,MA,RI,NY,NJ,DE,MD,PA,WV,VA,AL,FL,GA,KY,MS,NC,SC,TN,IL,MI,MN,OH,& WI. Region 6: AR,LA,NM,OK, & TX.

Regions 7-8: IA,KS,MO,NE,CO,MT,ND,SD,UT, & WY. Regions 9-10: AZ,CA,HI,NV,ID,OR, & WA.

Source: NASS

1997

NATIONAL CARLOT MEAT TRADE  
REVIEW

Livestock Inventory



Livestock and Seed Program  
Livestock and Grain Market News Service  
Des Moines, Iowa

# Livestock Inventory

## Cattle on Feed; Cattle, Hog, and Sheep Inventory; Estimated Calf Slaughter

### Cattle on Feed in 7 States

Month	On Feed		% of	Placements		% of	Marketings		% of	Other		% of
	1996	1997	1996	1996	1997	1996	1996	1997	1996	1996	1997	1996
January	8,667	8,943	103.2%	1,312	1,663	126.8%	1,626	1,728	106.3%	49	65	132.7%
February	8,304	8,813	106.1%	1,441	1,552	107.7%	1,541	1,554	100.8%	52	42	80.8%
March	8,152	8,769	107.6%	1,666	1,694	101.7%	1,476	1,497	101.4%	56	62	110.7%
April	8,286	8,904	107.5%	1,150	1,296	112.7%	1,613	1,648	102.2%	65	68	104.6%
May	7,758	8,484	109.4%	1,300	1,640	126.2%	1,747	1,818	104.1%	58	80	137.9%
June	7,253	8,231	113.5%	1,068	1,224	114.6%	1,696	1,732	102.1%	47	44	93.6%
July	6,578	7,679	116.7%	1,483	1,751	118.1%	1,678	1,832	109.2%	46	42	91.3%
August	6,337	7,536	118.9%	1,965	2,111	107.4%	1,653	1,755	106.2%	37	42	113.5%
September	6,612	7,850	118.7%	2,267	2,278	100.5%	1,342	1,528	113.9%	51	42	82.4%
October	7,486	8,558	114.3%	2,536	2,434	96.0%	1,431	1,525	106.6%	57	77	135.1%
November	8,534	9,390	110.0%	1,953	1,826	93.5%	1,418	1,429	100.8%	66	69	104.5%
December	9,003	9,718	107.9%	1,728	1,695	98.1%	1,661	1,684	101.4%	68	86	126.5%

### Cattle Inventory

As of	Total Cattle		% of	All Cow		% of	Beef Cow		% of	Dairy Cow		% of
	1996	1997	1996	1996	1997	1996	1996	1997	1996	1996	1997	1996
January 1	103,487	101,209	97.8%	44,644	43,561	97.6%	35,228	34,280	97.3%	9,416	9,281	98.6%
July 1	111,500	108,800	97.6%	45,000	44,000	97.8%	35,600	34,700	97.5%	9,400	9,300	98.9%

### Hog Inventory

As of	Total Hogs			% of	Breeding Hogs			% of	Market Hogs			% of
	1995	1996	1997	1996	1995	1996	1997	1996	1995	1996	1997	1996
March 1	58,465	56,340	55,810	99.1%	6,998	6,765	6,838	101.1%	51,467	49,575	48,972	98.8%
June 1	59,560	57,150	58,100	101.7%	7,180	6,860	6,945	101.2%	52,380	50,290	51,155	101.7%
September 1	60,540	58,150	60,384	103.8%	6,898	6,765	6,943	102.6%	53,642	51,385	53,441	104.0%
December 1	58,264	56,141	59,920	106.7%	6,839	6,667	6,979	104.7%	51,425	49,474	52,941	107.0%

### Sheep and Lamb Inventory

As of	Total Sheep and Lambs			% of	Breeding Sheep and Lambs			% of	Market Sheep and Lambs			% of
	1995	1996	1997	1996	1995	1996	1997	1996	1995	1996	1997	1996
April 1	9,910	9,330	8,715	93.4%	6,280	5,970	5,670	95.0%	3,630	3,360	3,045	90.6%
July 1	10,900	10,330	9,900	95.8%	6,450	6,170	5,775	93.6%	4,450	4,130	4,125	99.9%
November 1	8,920	8,450	7,860	93.0%	6,200	5,890	5,415	91.9%	2,720	2,560	2,445	95.5%

### Estimated Calf Slaughter Under Federal Inspection

Month	Bob Veal		% of	Formula Fed		% of	Non-Formula Fed		% of	Other over 400#'s		% of
	1996	1997	1996	1996	1997	1996	1996	1997	1996	1996	1997	1996
January	66,840	74,435	111.4%	65,251	60,624	92.9%	3,022	2,687	88.9%	5,029	4,754	94.5%
February	67,639	58,461	86.4%	64,117	58,081	90.6%	3,002	2,267	75.5%	4,042	3,191	78.9%
March	68,916	64,745	93.9%	64,840	56,627	87.3%	3,252	2,992	92.0%	4,393	3,236	73.7%
April	57,370	59,684	104.0%	62,534	59,960	95.9%	3,157	2,183	69.1%	4,939	4,573	92.6%
May	60,705	47,987	79.0%	65,513	59,914	91.5%	2,504	2,416	96.5%	4,777	3,283	68.7%
June	66,903	52,955	79.2%	59,761	57,258	95.8%	2,293	1,672	72.9%	6,543	3,415	52.2%
July	86,015	67,818	78.8%	58,108	59,076	101.7%	3,633	1,383	38.1%	7,744	2,723	35.2%
August	82,766	61,797	74.7%	60,115	56,645	94.2%	2,931	1,282	43.7%	7,389	2,976	40.3%
September	75,302	63,507	84.3%	61,615	63,012	102.3%	2,280	1,890	82.9%	5,603	4,491	80.2%
October	76,252	68,261	89.5%	73,466	62,353	84.9%	2,486	2,264	91.1%	6,897	4,022	58.3%
November	73,874	62,676	84.8%	55,818	53,499	95.8%	1,969	2,024	102.8%	7,539	3,101	41.1%
December	75,452	72,547	96.1%	64,021	64,278	100.4%	2,102	1,829	87.0%	6,925	3,046	44.0%

Source: USDA National Agricultural Statistics Service

All numbers in 1,000 head except calves.

1997

NATIONAL CARLOT MEAT TRADE  
REVIEW

Meat Grading & Certification



Livestock and Seed Program  
Livestock and Grain Market News Service  
Des Moines, Iowa

## National Steer & Heifer Estimated Grading Percent Percent of Total of All Regions by Yield and Quality Grade

1997	Total Quality & Yield Graded							Quality Only			Yield Only		
Week Ending	By Quality Grade			By Yield Grade				Total Quality Graded Only			Total Yield Graded Only		
	Prime	Choice	Select	1	2	3	4	Prime	Choice	Select	1	2	3
01/03	1.00%	48.19%	29.09%	11.37%	43.05%	28.88%	0.84%	0.43%	5.05%	4.07%	2.02%	2.66%	1.21%
01/10	1.13%	46.21%	28.58%	11.43%	41.39%	28.59%	0.84%	0.41%	5.86%	4.32%	2.07%	2.78%	1.48%
01/17	1.12%	47.05%	27.72%	11.92%	42.62%	27.64%	0.78%	0.52%	6.80%	4.65%	2.42%	3.06%	1.59%
01/24	1.36%	49.44%	28.69%	12.09%	43.71%	29.24%	0.90%	0.53%	6.48%	4.44%	2.27%	2.92%	1.26%
01/31	1.25%	46.63%	26.71%	11.91%	41.44%	28.28%	0.88%	0.71%	6.91%	4.63%	2.59%	3.56%	1.77%
02/07	1.18%	45.32%	27.18%	11.87%	40.73%	27.63%	0.96%	0.62%	6.43%	4.01%	2.46%	3.24%	1.79%
02/14	1.39%	48.70%	27.42%	12.71%	42.92%	28.57%	0.90%	0.70%	7.01%	4.54%	2.57%	3.27%	1.76%
02/21	1.24%	48.38%	29.21%	12.67%	42.71%	29.70%	0.92%	0.66%	6.77%	3.75%	2.36%	3.12%	1.69%
02/28	1.48%	47.87%	27.01%	12.46%	41.42%	29.21%	0.88%	0.70%	7.21%	4.91%	2.58%	3.39%	1.67%
03/07	1.47%	47.70%	26.46%	11.70%	41.49%	28.73%	0.88%	0.69%	6.90%	4.64%	2.35%	3.08%	1.76%
03/14	1.54%	46.43%	24.99%	11.58%	39.83%	28.52%	0.83%	0.71%	7.18%	4.28%	2.54%	3.44%	1.76%
03/21	1.47%	47.65%	26.46%	11.70%	41.50%	28.74%	0.88%	0.69%	6.90%	4.64%	2.35%	3.08%	1.76%
03/28	1.60%	48.37%	25.26%	11.93%	40.75%	29.07%	0.95%	0.84%	6.72%	4.32%	2.48%	3.23%	1.76%
04/04	1.57%	45.39%	26.48%	12.80%	40.19%	27.55%	0.88%	0.66%	6.53%	4.48%	2.86%	3.46%	1.66%
04/11	1.70%	45.76%	28.33%	12.96%	41.98%	27.74%	0.98%	0.72%	7.04%	4.51%	2.81%	3.39%	1.65%
04/18	1.59%	44.79%	28.42%	13.41%	42.47%	26.79%	0.95%	0.68%	6.35%	4.21%	3.19%	3.75%	1.85%
04/25	1.74%	46.38%	30.06%	13.63%	43.26%	27.17%	0.90%	0.81%	6.63%	4.73%	2.75%	2.74%	1.30%
05/02	1.65%	44.24%	28.73%	12.33%	41.53%	26.50%	0.83%	0.62%	6.66%	5.00%	2.55%	2.71%	1.30%
05/09	1.81%	45.00%	29.62%	12.51%	42.67%	26.81%	0.80%	0.64%	6.67%	4.94%	2.40%	2.57%	1.40%
05/16	1.61%	44.02%	30.64%	13.62%	42.49%	26.05%	0.74%	0.63%	6.42%	5.47%	2.64%	2.71%	1.31%
05/23	1.76%	45.37%	30.62%	13.95%	42.51%	26.68%	0.83%	0.73%	6.50%	4.92%	2.80%	2.42%	1.03%
05/30	1.45%	44.53%	31.98%	13.66%	43.04%	26.81%	0.83%	0.67%	6.48%	4.79%	2.65%	2.48%	1.28%
06/06	1.50%	43.58%	31.41%	13.31%	41.54%	27.31%	0.83%	0.65%	6.45%	4.69%	2.79%	2.39%	1.33%
06/13	1.45%	44.31%	31.75%	13.36%	42.16%	27.68%	0.88%	0.70%	6.65%	5.22%	2.70%	2.59%	1.30%
06/20	1.49%	44.21%	30.94%	13.15%	41.33%	27.78%	0.94%	0.70%	6.51%	5.15%	2.61%	2.54%	1.42%
06/27	1.38%	43.15%	31.03%	12.15%	41.39%	27.74%	1.02%	0.74%	6.63%	4.57%	2.58%	2.75%	1.41%
07/04	1.44%	43.19%	30.75%	12.12%	40.88%	28.18%	0.88%	0.83%	7.05%	4.67%	2.63%	2.63%	1.47%
07/11	1.44%	43.39%	32.09%	11.72%	40.94%	29.12%	0.94%	0.77%	6.76%	5.71%	2.23%	2.34%	1.26%
07/18	1.47%	42.63%	31.48%	11.56%	39.68%	29.87%	1.05%	0.73%	6.62%	5.13%	2.44%	2.66%	1.50%
07/25	1.48%	42.90%	31.68%	11.63%	39.93%	30.05%	1.06%	0.73%	6.66%	5.16%	2.45%	2.68%	1.51%
08/01	1.38%	43.08%	31.70%	11.35%	40.46%	30.13%	1.03%	0.71%	6.63%	5.35%	2.47%	2.77%	1.60%
08/08	1.43%	43.59%	30.71%	11.20%	39.64%	30.40%	1.27%	0.83%	7.26%	5.19%	2.33%	2.70%	1.57%
08/15	1.45%	43.94%	31.83%	10.66%	40.37%	31.74%	1.18%	0.71%	7.01%	5.27%	2.37%	2.71%	1.70%
08/22	1.53%	43.91%	30.78%	10.26%	39.64%	31.64%	1.27%	0.71%	6.93%	5.05%	2.19%	2.80%	1.62%
08/29	1.50%	42.76%	29.59%	9.86%	38.48%	31.03%	1.10%	0.70%	7.25%	5.32%	2.25%	2.76%	1.64%
09/05	1.52%	44.14%	29.20%	9.20%	38.42%	32.38%	1.17%	0.82%	7.54%	5.37%	1.84%	2.65%	1.84%
09/12	1.47%	43.68%	31.61%	10.09%	39.02%	33.39%	1.32%	0.76%	7.01%	5.25%	2.23%	2.89%	1.97%
09/19	1.56%	42.56%	30.07%	9.68%	37.94%	32.14%	1.14%	0.80%	6.86%	5.62%	2.09%	2.75%	1.91%
09/26	1.60%	42.04%	30.11%	9.55%	38.23%	31.42%	1.23%	0.78%	7.32%	4.95%	1.97%	2.88%	1.86%
10/03	1.59%	42.72%	31.18%	10.39%	38.80%	31.69%	1.11%	0.81%	7.46%	5.13%	2.02%	2.69%	1.81%
10/10	1.61%	42.93%	30.82%	9.77%	38.74%	32.29%	1.14%	0.82%	7.16%	4.74%	1.95%	2.87%	1.77%
10/17	1.78%	43.93%	29.82%	9.22%	38.44%	32.58%	1.27%	0.80%	6.98%	4.97%	1.83%	2.62%	1.55%
10/24	1.75%	43.78%	29.89%	9.49%	39.87%	31.12%	1.03%	0.80%	7.52%	5.31%	1.84%	2.63%	1.64%
10/31	1.97%	43.54%	29.03%	9.72%	39.28%	30.74%	1.15%	0.79%	7.53%	5.15%	1.97%	2.80%	1.61%
11/07	1.89%	44.16%	29.07%	9.77%	39.68%	30.22%	1.23%	0.95%	7.77%	5.42%	1.72%	2.50%	1.59%
11/14	1.82%	44.21%	29.00%	9.85%	40.18%	29.02%	0.98%	0.88%	7.07%	5.01%	1.59%	2.14%	1.30%
11/21	1.66%	44.70%	29.52%	10.51%	41.12%	29.07%	0.95%	0.85%	7.78%	5.88%	1.76%	2.40%	1.61%
11/28	1.57%	44.64%	29.48%	10.75%	41.21%	28.51%	0.89%	0.61%	7.24%	4.95%	1.66%	2.50%	1.51%
12/05	1.50%	45.57%	31.57%	11.09%	42.08%	30.20%	0.97%	0.73%	6.30%	4.13%	1.80%	2.44%	1.47%
12/12	1.55%	46.33%	30.11%	10.55%	41.80%	30.14%	0.93%	0.65%	5.83%	4.52%	1.73%	2.28%	1.44%
12/19	1.68%	46.98%	29.65%	10.61%	41.44%	30.46%	0.90%	0.77%	6.09%	4.69%	1.61%	2.16%	1.34%
12/26	1.51%	50.61%	28.05%	9.82%	42.75%	31.13%	0.94%	0.73%	5.78%	4.07%	1.35%	1.95%	1.20%
01/02	1.54%	50.21%	29.29%	9.74%	42.33%	31.97%	0.96%	0.77%	6.34%	3.90%	1.12%	1.65%	1.20%
<b>Avg</b>	<b>1.52%</b>	<b>45.18%</b>	<b>29.49%</b>	<b>11.44%</b>	<b>40.97%</b>	<b>29.36%</b>	<b>0.98%</b>	<b>0.72%</b>	<b>6.78%</b>	<b>4.83%</b>	<b>2.26%</b>	<b>2.76%</b>	<b>1.55%</b>



## 1997 National Summary of Meats Graded

Beef by Number of Head										
Period Covered	Choice					Select				
	YG #1	YG #2	YG #3	YG #4	YG #5	YG #1	YG #2	YG #3	YG #4	YG #5
12/29 - 02/01	102,337	619,510	539,293	18,110	1,196	152,314	432,575	172,357	2,387	113
02/02 - 03/01	85,566	489,635	434,665	15,783	1,062	126,384	335,356	131,994	1,844	125
03/02 - 03/29	81,079	474,559	427,807	14,467	931	115,152	301,294	122,596	1,625	56
03/30 - 05/03	107,040	619,012	525,113	19,568	1,299	176,095	449,564	165,044	2,343	92
05/04 - 05/31	81,869	507,415	422,335	13,785	890	165,560	403,244	138,715	1,869	71
06/01 - 06/28	76,320	500,709	451,056	17,260	982	169,285	420,003	155,027	2,512	104
06/29 - 08/02	79,500	563,879	564,327	22,447	1,681	183,113	504,346	208,219	3,556	171
08/03 - 08/30	58,824	446,173	481,357	20,566	1,599	130,349	395,373	182,021	3,480	154
08/31 - 09/27	50,359	398,299	453,416	20,106	1,449	111,914	355,011	178,445	3,176	162
09/28 - 11/01	70,070	519,978	562,810	23,608	1,781	140,976	453,394	223,774	3,583	114
11/02 - 11/29	62,349	431,039	400,183	16,086	1,120	111,481	340,171	145,957	1,878	61
11/30 - 12/27	64,402	427,347	393,142	13,767	983	104,970	320,422	139,529	2,039	90

Beef by Number of Head										
Period Covered	Prime					Yield Only				
	YG #1	YG #2	YG #3	YG #4	YG #5	YG #1	YG #2	YG #3	YG #4	YG #5
12/29 - 02/01	686	10,665	19,239	1,200	97	61,471	80,947	39,673	1,240	103
02/02 - 03/01	656	9,113	17,764	1,085	63	53,443	69,978	37,220	1,122	99
03/02 - 03/29	673	10,543	19,869	1,045	81	51,727	68,537	36,131	1,127	81
03/30 - 05/03	1,139	15,398	29,275	1,907	163	78,782	89,216	43,075	1,694	133
05/04 - 05/31	772	12,102	22,390	1,286	75	60,541	58,805	28,961	819	79
06/01 - 06/28	664	11,282	21,554	1,302	63	63,747	61,295	32,576	834	77
06/29 - 08/02	656	12,182	26,030	1,693	108	68,992	75,199	42,205	1,098	59
08/03 - 08/30	507	10,107	22,042	1,584	91	52,827	63,381	37,729	2,347	57
08/31 - 09/27	528	9,352	21,351	1,721	130	43,641	59,822	40,624	1,120	107
09/28 - 11/01	758	13,815	30,178	2,445	134	52,044	73,793	45,414	1,357	98
11/02 - 11/29	709	10,473	22,629	1,825	140	34,509	48,811	30,810	1,116	43
11/30 - 12/27	496	9,604	18,527	1,239	86	31,139	42,323	26,096	823	49

Lamb & Mutton by Number of Head										
Period Covered	Prime					Choice				
	YG #1	YG #2	YG #3	YG #4	YG #5	YG #1	YG #2	YG #3	YG #4	YG #5
12/29 - 02/01	283	7,742	10,398	2,973	651	26,442	108,903	100,506	13,955	2,210
02/02 - 03/01	389	7,623	8,535	2,287	548	31,408	114,560	84,500	11,748	2,489
03/02 - 03/29	338	8,704	11,720	2,897	701	35,197	138,918	99,404	13,446	2,440
03/30 - 05/03	262	8,191	13,490	4,063	679	24,051	119,094	105,665	15,689	2,719
05/04 - 05/31	265	6,270	11,517	4,613	1,053	17,319	73,142	90,321	19,638	3,736
06/01 - 06/28	270	5,872	10,017	4,676	1,162	19,114	66,041	86,102	23,696	4,992
06/29 - 08/02	406	6,314	9,870	5,298	1,262	27,630	82,969	82,421	22,215	5,694
08/03 - 08/30	601	6,513	7,818	2,528	475	37,792	95,344	71,174	17,290	2,097
08/31 - 09/27	332	5,650	7,823	2,287	351	25,206	86,117	77,842	13,003	1,382
09/28 - 11/01	316	7,505	12,086	3,133	686	23,970	109,055	113,335	14,402	1,986
11/02 - 11/29	203	6,520	10,408	2,428	434	19,452	93,319	104,458	12,284	2,352
11/30 - 12/27	221	5,461	9,162	2,466	482	16,327	87,821	98,810	12,542	2,335

Source: USDA Meat Grading and Certification Branch

1997

NATIONAL CARLOT MEAT TRADE  
REVIEW

Beef Statistical Data



Livestock and Seed Program  
Livestock and Grain Market News Service  
Des Moines, Iowa

1997

NATIONAL CARLOT MEAT TRADE  
REVIEW

Boxed Beef



Livestock and Seed Program  
Livestock and Grain Market News Service  
Des Moines, Iowa

## Beef Market Statistics Boxed Beef Cutouts & Load Counts

1997	Boxed Beef Cutouts				Boxed Beef Load Count Breakdown									
Week Ending	CH 1-3 550-700	CH 1-3 700-850	SE 1-3 550-700	SE 1-3 700-850	Total Loads	Choice Cut Loads				Select Cut Loads				Other* Loads
						Rib	Chuck	Round	Loin	Rib	Chuck	Round	Loin	
01/03	105.97	104.99	99.57	98.70	784.0	38.5	98.0	185.5	67.0	33.0	139.5	87.0	66.0	69.5
01/10	101.56	100.77	95.80	95.26	1,487.0	72.0	221.0	347.0	155.0	68.5	248.5	217.5	98.5	59.0
01/17	102.19	101.22	96.87	96.04	1,383.5	114.0	209.5	311.5	111.5	60.5	183.0	227.0	97.5	69.0
01/24	101.71	100.32	96.04	95.20	1,310.5	52.0	137.0	305.5	102.5	44.0	205.0	254.0	129.5	81.0
01/31	98.08	96.66	94.03	92.16	1,451.0	55.0	215.0	314.5	154.5	75.5	254.5	182.0	141.5	58.5
02/07	97.32	95.74	93.41	92.07	1,039.5	43.5	164.0	220.5	98.5	40.5	181.5	172.5	72.0	46.5
02/14	96.65	95.61	93.08	92.01	1,461.5	74.5	209.5	328.5	132.5	62.0	236.5	233.0	120.0	65.0
02/21	97.46	97.04	94.27	93.61	1,129.0	50.5	149.5	276.5	107.0	55.5	174.5	157.0	95.5	63.0
02/28	104.49	104.29	100.83	100.51	985.0	36.5	147.5	223.0	79.5	41.0	133.0	196.0	90.0	38.5
03/07	107.18	107.00	103.24	102.68	1,146.0	55.5	213.0	254.5	79.0	65.5	166.5	186.0	88.0	38.0
03/14	104.09	103.44	98.86	98.20	1,733.5	87.0	296.0	338.0	124.0	80.0	353.0	228.5	167.0	60.0
03/21	104.03	103.38	98.63	98.01	837.0	28.0	166.0	182.5	59.0	24.0	124.5	152.5	52.0	48.5
03/28	104.18	103.50	98.58	97.97	1,343.0	55.0	217.0	318.0	87.5	54.5	259.0	240.0	68.0	44.0
04/04	101.85	101.03	96.59	95.82	1,307.0	77.5	177.0	260.0	119.0	97.5	191.5	212.5	108.5	63.5
04/11	100.91	100.06	95.96	95.40	1,627.5	87.5	208.5	285.5	140.5	81.0	296.5	281.5	165.0	81.5
04/18	106.05	105.48	101.19	100.81	971.5	64.0	154.0	207.0	81.0	52.5	158.0	144.5	77.5	33.0
04/25	106.22	105.70	101.10	100.52	1,340.5	64.5	232.0	246.0	109.5	63.0	205.0	265.5	100.5	54.5
05/02	105.81	105.52	100.43	99.82	1,329.0	64.5	193.5	245.0	129.0	61.0	186.0	267.0	135.0	48.0
05/09	107.60	107.50	101.86	101.05	1,220.5	61.0	212.0	205.5	99.5	65.0	218.0	187.5	113.5	58.5
05/16	106.20	106.27	99.42	99.01	1,491.0	47.5	159.0	304.5	100.0	61.5	297.5	348.0	109.0	64.0
05/23	105.70	105.26	99.64	98.83	1,252.0	68.0	189.0	241.5	93.0	60.5	212.5	190.5	126.5	70.5
05/30	104.40	103.87	97.70	97.10	1,208.5	50.0	149.5	210.0	103.0	56.0	289.0	190.5	115.5	45.0
06/06	103.20	102.43	96.75	96.03	1,653.0	73.5	212.0	338.0	148.5	78.0	298.0	283.5	141.0	80.5
06/13	99.38	99.07	93.84	93.42	1,607.5	75.5	216.5	295.5	140.5	92.0	298.5	242.5	175.5	71.0
06/20	102.44	102.64	97.45	96.80	1,078.5	62.0	162.5	212.0	100.5	45.5	185.5	187.5	61.0	62.0
06/27	102.28	102.38	97.01	96.35	1,549.0	44.0	205.5	361.0	88.0	40.0	305.5	361.5	93.0	50.5
07/04	101.23	100.91	96.00	94.95	904.0	44.5	131.0	166.5	67.5	48.5	159.5	163.5	84.5	38.5
07/11	99.78	99.45	93.62	93.09	1,279.0	70.0	133.5	216.5	111.5	66.0	231.5	202.5	172.5	75.0
07/18	100.41	100.25	95.76	95.28	1,189.0	54.0	112.0	260.5	119.0	70.0	178.0	221.5	114.5	59.5
07/25	102.81	103.32	98.01	97.60	1,024.5	43.5	126.0	211.5	93.5	59.5	182.5	157.0	103.0	48.0
08/01	107.69	108.23	101.11	101.02	949.5	43.0	139.5	183.0	74.5	51.5	174.5	174.0	70.0	39.5
08/08	106.13	105.93	98.61	97.95	1,281.0	39.5	210.0	252.0	77.5	64.5	248.0	245.5	103.0	41.0
08/15	103.59	103.23	97.00	95.62	1,140.0	32.0	179.0	244.5	97.5	71.0	142.5	168.5	138.0	67.0
08/22	106.06	105.14	98.11	96.77	1,221.0	56.5	173.0	267.5	94.0	75.0	157.5	231.5	79.0	87.0
08/29	104.78	103.67	96.48	95.23	1,407.0	51.5	182.0	271.5	117.0	101.0	207.5	259.5	137.5	79.5
09/05	102.93	101.30	94.43	93.18	1,206.5	61.5	171.0	212.0	93.5	77.0	221.0	169.5	143.0	58.0
09/12	105.05	103.27	96.80	95.34	1,207.0	47.5	167.0	236.5	121.0	101.0	160.0	203.0	110.5	60.5
09/19	105.58	104.10	97.53	96.28	1,164.0	50.5	147.5	220.0	109.5	60.0	166.5	226.5	115.0	68.5
09/26	102.69	101.65	95.12	93.70	1,344.0	37.5	149.0	277.0	116.5	74.0	170.5	278.5	175.5	65.5
10/03	102.99	102.29	95.13	93.73	1,163.5	31.5	127.5	252.0	104.0	62.5	190.0	219.5	111.0	65.5
10/10	102.90	101.82	93.19	92.28	1,559.5	73.5	181.0	265.5	97.5	103.0	336.0	266.5	151.5	85.0
10/17	102.10	101.13	91.93	91.17	1,258.0	42.0	170.0	227.5	98.5	71.5	211.5	204.5	151.0	81.5
10/24	104.51	103.81	94.32	93.55	1,071.0	54.0	130.5	234.0	111.0	60.0	163.5	163.0	98.5	56.5
10/31	106.09	105.28	96.19	95.61	1,125.0	54.5	162.5	231.5	95.5	96.0	161.5	169.5	93.0	61.0
11/07	105.36	104.52	95.60	95.27	1,227.0	48.0	163.0	289.0	112.5	72.0	215.5	171.0	89.0	67.0
11/14	104.98	104.26	94.60	94.78	1,342.0	35.0	186.0	283.5	136.5	52.5	282.0	187.0	103.5	76.0
11/21	104.49	103.70	94.81	94.43	1,097.5	31.5	149.5	213.0	116.5	60.5	157.5	234.5	77.5	57.0
11/28	103.70	102.47	94.64	94.16	700.5	23.0	112.5	141.0	85.0	27.5	108.5	101.0	54.5	47.5
12/05	102.27	101.16	93.66	93.07	1,288.0	40.5	195.0	263.5	130.5	62.5	224.5	197.0	114.0	60.5
12/12	103.40	102.46	95.01	94.21	1,015.5	28.5	164.0	222.5	74.0	27.5	222.0	154.0	87.0	36.0
12/19	101.85	100.72	93.98	93.16	1,162.0	39.0	174.5	221.0	98.5	47.0	242.5	187.0	88.5	64.0
12/26	100.98	99.52	93.78	93.07	604.0	28.0	87.5	125.5	53.5	26.5	80.5	122.5	48.5	31.5
01/02	99.01	98.27	94.13	93.43	921.0	103.5	137.0	167.5	113.5	53.5	100.5	124.5	74.0	47.0
	<b>103.21</b>	<b>102.51</b>	<b>96.64</b>	<b>95.87</b>	<b>64,577</b>	<b>2,865</b>	<b>9,075</b>	<b>13,173</b>	<b>5,529</b>	<b>3,300</b>	<b>10,896</b>	<b>10,898</b>	<b>5,695</b>	<b>3,147</b>

\* Other = back ribs, inside skirts, cap and wedge meat, and pectoral.

## Beef Market Statistics

### Boxed Beef Composite Primal Values - Choice

1997												
Choice Beef Composite Primal Values												
Week Ending	Choice 550-700 lbs.					Choice 700-850 lbs.					Ch 550-850 lbs.	
	Rib	Chuck	Round	Loin	Shrt Plate	Rib	Chuck	Round	Loin	Shrt Plate	Brisket	Flank
01/03	172.15	77.03	93.18	155.75	63.19	169.22	75.01	93.18	155.47	63.11	69.33	65.05
01/10	157.17	74.05	91.22	149.28	62.47	156.35	71.92	91.22	148.99	62.40	71.67	61.03
01/17	149.47	76.52	92.12	151.65	62.57	146.93	73.76	92.12	152.27	62.50	74.06	59.06
01/24	148.75	75.83	90.26	153.49	61.31	146.49	72.85	90.26	152.28	61.25	73.64	57.43
01/31	149.86	71.27	87.52	147.15	59.63	147.13	68.79	87.52	145.36	59.57	68.07	55.90
02/07	151.04	71.22	87.50	143.44	60.60	146.34	68.60	87.50	142.10	60.54	64.62	56.65
02/14	150.35	69.71	87.44	142.59	62.27	147.22	68.04	87.44	141.66	62.20	63.04	56.70
02/21	149.20	70.84	89.12	143.34	63.15	147.12	69.14	89.12	144.84	63.08	62.99	56.99
02/28	153.65	76.00	97.05	155.02	67.12	152.39	74.80	97.05	156.38	67.04	70.60	59.94
03/07	157.13	75.55	98.33	163.58	69.60	154.98	73.33	98.33	166.98	69.52	73.00	60.68
03/14	151.26	71.78	93.17	164.32	68.05	149.91	69.42	93.17	165.23	67.97	69.04	60.16
03/21	153.10	71.27	93.97	164.95	65.43	152.39	68.13	93.97	166.67	65.36	65.34	59.00
03/28	154.03	69.96	92.73	169.31	65.50	151.84	67.18	92.73	171.15	65.42	62.86	56.41
04/04	150.22	68.43	88.86	167.35	65.29	146.40	66.66	88.86	167.98	65.21	60.57	55.12
04/11	150.55	68.82	87.32	163.45	65.69	147.95	66.52	87.32	164.00	65.61	60.88	56.09
04/18	157.85	74.11	92.13	168.60	70.83	157.26	71.01	92.13	170.58	70.73	62.84	59.79
04/25	159.50	74.04	92.02	168.55	71.94	158.79	71.18	92.02	170.45	71.84	61.52	60.81
05/02	159.61	73.82	91.23	168.63	70.34	160.53	70.89	91.23	170.86	70.25	60.11	60.52
05/09	161.79	74.57	93.68	173.11	68.51	162.14	72.54	93.68	175.29	68.43	59.96	60.10
05/16	161.16	72.25	91.17	174.16	65.94	161.45	71.14	91.17	175.90	65.86	58.35	58.85
05/23	160.15	72.57	89.67	174.17	65.08	159.22	70.24	89.67	175.87	65.00	57.08	58.23
05/30	157.29	70.94	89.22	173.39	62.75	156.96	68.42	89.22	174.57	62.67	56.08	57.83
06/06	158.29	70.11	87.58	170.37	61.53	157.32	67.11	87.58	171.44	61.46	57.15	57.03
06/13	157.16	65.28	84.30	163.79	59.96	157.32	63.76	84.30	164.39	59.89	57.38	55.35
06/20	162.43	67.45	86.49	166.44	66.44	162.45	66.71	86.49	168.40	66.35	61.28	58.66
06/27	164.86	65.60	83.69	169.91	66.54	165.03	64.92	83.69	171.28	66.46	60.57	59.38
07/04	161.84	65.79	83.04	167.86	65.31	161.54	64.51	83.04	168.32	65.23	59.11	58.57
07/11	156.17	66.87	83.75	162.56	63.98	155.20	65.61	83.75	163.29	63.90	58.16	57.91
07/18	158.25	68.37	85.92	159.01	65.99	156.77	67.80	85.92	159.88	65.91	59.81	57.62
07/25	162.86	70.31	88.38	161.08	67.67	161.62	71.37	88.38	162.70	67.58	63.30	58.44
08/01	171.14	74.21	93.72	168.23	67.94	171.08	74.31	93.72	170.72	67.85	65.08	58.59
08/08	168.35	73.79	92.86	165.56	65.69	167.96	72.61	92.86	166.48	65.61	61.33	58.30
08/15	163.83	72.05	90.64	162.17	63.59	163.68	71.04	90.64	161.98	63.51	58.48	58.07
08/22	165.94	74.46	92.87	166.60	64.25	162.76	72.84	92.87	166.21	64.17	59.23	58.24
08/29	162.83	73.07	92.14	165.92	62.74	158.55	72.14	92.14	164.27	62.67	57.43	57.83
09/05	163.89	70.58	91.32	162.60	59.26	157.14	70.30	91.32	158.83	59.20	56.43	56.66
09/12	169.45	76.57	93.64	159.27	58.75	163.48	74.16	93.64	157.32	58.69	55.96	56.85
09/19	172.43	75.84	95.11	159.08	58.64	167.25	74.16	95.11	157.16	58.58	58.19	57.01
09/26	170.57	71.29	92.00	155.48	58.53	167.33	71.89	92.00	151.47	58.46	60.10	57.37
10/03	171.88	70.85	92.70	155.03	59.89	167.90	72.18	92.70	152.00	59.83	61.52	58.69
10/10	171.06	70.89	92.19	156.92	58.19	166.28	71.56	92.19	153.39	58.13	58.58	58.40
10/17	171.99	70.19	90.71	156.37	56.14	166.89	70.45	90.71	154.07	56.08	56.92	58.02
10/24	176.84	72.89	92.21	158.78	58.76	174.09	72.93	92.21	156.89	58.69	56.27	59.95
10/31	179.54	74.04	93.87	160.89	59.95	176.34	74.12	93.87	158.67	59.88	56.90	60.23
11/07	182.48	72.83	93.20	159.02	58.84	178.50	72.78	93.20	157.26	58.78	56.01	59.33
11/14	190.58	72.21	91.92	155.71	57.98	188.40	71.24	91.92	154.82	57.92	55.41	58.87
11/21	191.92	71.72	91.53	154.18	57.97	190.99	70.82	91.53	152.19	57.91	54.75	57.59
11/28	192.33	71.34	90.41	152.15	57.97	190.68	70.55	90.41	148.31	57.91	53.85	57.41
12/05	194.10	69.79	89.15	147.65	58.60	191.17	68.81	89.15	145.35	58.54	53.73	58.01
12/12	197.63	68.96	90.42	148.68	62.91	193.59	67.97	90.42	147.77	62.84	55.49	59.88
12/19	187.64	67.34	90.91	148.66	62.57	182.49	66.32	90.91	147.47	62.49	54.81	59.67
12/26	174.82	68.75	92.18	148.47	61.24	169.06	66.75	92.18	147.38	61.17	54.87	59.66
01/02	152.57	69.28	93.69	148.95	60.24	149.29	68.58	93.69	148.20	60.17	55.20	58.65
	<b>164.92</b>	<b>71.57</b>	<b>90.78</b>	<b>159.86</b>	<b>63.12</b>	<b>162.66</b>	<b>70.19</b>	<b>90.78</b>	<b>159.68</b>	<b>63.05</b>	<b>60.73</b>	<b>58.46</b>

All average reflect simple averages

## Beef Market Statistics

### Boxed Beef Composite Primal Values - Select

1997													Select Beef Composite Primal Values	
Week Ending	Select 550-700 lbs.					Select 700-850 lbs.					Se 550-850 lbs.			
	Rib	Chuck	Round	Loin	Shrt Plate	Rib	Chuck	Round	Loin	Shrt Plate	Brisket	Flank		
01/03	143.05	79.52	92.77	137.54	63.40	141.84	75.18	92.77	140.14	63.25	69.89	64.98		
01/10	137.41	74.36	89.94	133.41	62.69	135.88	72.16	89.94	134.77	62.54	71.05	61.10		
01/17	138.78	77.23	90.31	133.38	62.80	136.94	73.77	90.31	135.27	62.64	72.72	58.42		
01/24	140.73	75.88	88.97	132.20	61.53	139.76	72.45	88.97	133.54	61.38	73.08	57.66		
01/31	140.57	74.16	87.02	128.87	59.82	139.83	69.18	87.02	127.35	59.69	69.52	56.65		
02/07	140.68	72.11	86.93	129.40	60.79	140.41	68.75	86.93	127.90	60.65	65.03	57.63		
02/14	139.62	70.89	86.82	130.62	62.45	139.46	67.76	86.82	130.01	62.32	62.13	56.28		
02/21	139.67	72.08	88.57	132.34	63.33	139.23	69.32	88.57	133.28	63.20	62.84	55.70		
02/28	144.69	77.97	96.23	140.76	67.33	144.65	75.30	96.23	143.04	67.17	70.00	58.82		
03/07	146.69	78.14	97.77	147.19	69.82	146.76	74.11	97.77	150.17	69.66	73.87	60.39		
03/14	141.12	72.53	92.63	144.66	68.28	141.38	69.23	92.63	146.02	68.12	68.51	59.16		
03/21	142.36	72.89	92.10	144.59	65.66	142.03	69.05	92.10	147.24	65.50	66.64	57.55		
03/28	145.04	70.18	90.66	149.30	65.73	143.73	67.02	90.66	151.55	65.56	63.33	55.96		
04/04	139.52	69.71	87.10	148.28	65.52	138.72	66.68	87.10	149.33	65.36	60.06	54.73		
04/11	139.52	69.38	86.23	146.31	65.94	139.27	66.97	86.23	147.21	65.76	60.16	55.75		
04/18	146.62	74.73	90.97	151.87	71.11	146.65	72.44	90.97	153.28	70.91	62.80	59.41		
04/25	148.48	74.34	89.18	152.63	72.23	148.33	71.50	89.18	153.97	72.02	61.08	61.10		
05/02	149.31	74.34	87.59	151.53	70.61	149.70	71.40	87.59	152.60	70.42	60.10	60.91		
05/09	151.57	75.54	89.33	154.42	68.76	151.53	72.20	89.33	155.27	68.58	60.29	59.84		
05/16	149.87	72.71	86.41	152.57	66.18	150.07	70.29	86.41	153.93	66.01	57.75	58.13		
05/23	150.07	73.49	86.51	153.04	65.31	149.80	70.04	86.51	154.19	65.15	56.33	57.72		
05/30	148.12	70.55	85.64	150.88	62.97	148.17	68.01	85.64	151.60	62.81	56.31	56.63		
06/06	149.07	69.27	84.07	149.60	61.74	149.13	66.35	84.07	150.28	61.59	57.48	55.75		
06/13	150.47	65.55	81.86	143.56	60.16	150.40	63.61	81.86	144.33	60.02	56.86	54.44		
06/20	154.99	68.36	84.25	147.96	66.68	155.20	66.23	84.25	147.79	66.50	60.44	58.53		
06/27	156.54	66.54	81.49	150.45	66.79	156.91	63.82	81.49	150.97	66.61	60.40	58.49		
07/04	155.76	66.90	80.74	147.34	65.54	155.86	64.05	80.74	146.33	65.38	59.48	56.73		
07/11	149.80	66.83	81.90	139.21	64.20	149.76	65.09	81.90	139.17	64.04	56.81	56.87		
07/18	152.41	70.86	84.57	138.11	66.21	151.93	68.71	84.57	139.12	66.05	59.85	56.89		
07/25	154.72	72.80	86.87	140.70	67.90	154.17	70.54	86.87	142.28	67.73	63.05	58.75		
08/01	158.03	75.18	91.50	144.84	68.18	157.17	73.56	91.50	147.19	68.00	65.31	58.60		
08/08	151.69	72.92	89.49	143.34	65.93	150.28	70.41	89.49	144.46	65.76	61.78	58.22		
08/15	144.86	74.59	88.13	139.93	63.82	142.17	71.15	88.13	139.65	63.66	59.35	57.17		
08/22	144.60	76.66	89.60	140.88	64.50	143.14	72.31	89.60	141.38	64.32	58.82	56.83		
08/29	139.88	75.17	89.17	139.00	62.97	138.72	71.72	89.17	138.51	62.81	57.53	56.93		
09/05	140.06	72.31	88.67	135.41	59.45	138.38	69.82	88.67	133.87	59.32	56.09	56.23		
09/12	145.95	77.17	91.14	134.18	58.95	144.06	72.71	91.14	134.47	58.81	56.72	56.46		
09/19	147.77	75.90	91.83	136.71	58.84	146.01	72.88	91.83	135.94	58.70	60.36	57.24		
09/26	147.56	73.81	87.82	132.88	58.72	144.65	70.73	87.82	131.95	58.59	59.72	56.39		
10/03	146.21	73.97	88.72	132.21	60.10	143.08	71.12	88.72	131.23	59.96	58.42	56.91		
10/10	143.46	71.29	87.43	130.25	58.40	142.39	69.72	87.43	128.76	58.26	57.00	58.26		
10/17	141.94	70.57	86.77	128.21	56.34	141.00	69.24	86.77	127.00	56.21	55.53	56.30		
10/24	143.85	75.06	88.80	128.58	58.96	142.05	72.15	88.80	129.99	58.82	56.55	58.64		
10/31	146.25	76.06	91.26	131.46	60.15	144.25	73.85	91.26	132.88	60.01	57.31	59.32		
11/07	146.53	74.51	90.63	132.04	59.04	145.05	72.44	90.63	134.19	58.90	56.21	59.15		
11/14	148.56	71.46	89.96	131.84	58.17	148.38	70.81	89.96	133.75	58.04	55.52	57.93		
11/21	153.32	71.82	89.33	130.96	58.18	151.42	70.54	89.33	131.95	58.04	54.70	56.68		
11/28	155.71	71.58	88.59	130.20	58.19	153.63	70.61	88.59	130.42	58.04	53.54	56.88		
12/05	157.59	69.80	87.36	128.16	58.81	154.66	68.88	87.36	128.22	58.67	53.01	57.68		
12/12	157.45	70.37	88.84	129.82	63.12	156.45	68.38	88.84	129.37	62.97	54.96	60.43		
12/19	151.45	68.27	89.14	130.89	62.79	148.69	66.48	89.14	131.00	62.63	54.60	60.47		
12/26	145.70	69.74	89.01	131.45	61.47	144.05	67.64	89.01	131.93	61.31	54.80	60.60		
01/02	140.96	70.73	91.44	132.02	60.46	139.85	69.04	91.44	131.73	60.31	55.71	59.01		
	<b>146.92</b>	<b>72.62</b>	<b>88.49</b>	<b>139.21</b>	<b>63.34</b>	<b>145.98</b>	<b>69.95</b>	<b>88.49</b>	<b>139.84</b>	<b>63.18</b>	<b>60.59</b>	<b>57.99</b>		

All average reflect simple averages

## Beef Market Statistics

### Choice & Select Fabricated Boxed Beef Cuts

Weekly Weighted Averages & Load Counts																																	
1997																																	
Week Ending	107 Bone-In 3x4 Rib				109E Bn-in Lip-On Ribeye				112A Lip-On Ribeye 11-Dn				112A Lip-On Ribeye 11-Up																				
	Ch Lds	Ch \$	Se Lds	Se \$	Ch Lds	Ch \$	Se Lds	Se \$	Ch Lds	Ch \$	Se Lds	Se \$	Ch Lds	Ch \$	Se Lds	Se \$																	
01/03					16.5	319.21	12.5	267.44	3.5	403.14	5.5	322.64	14.0	392.36	14.0	319.68																	
01/10	3.5	205.79	0.5	174.00	22.0	295.09	16.0	255.55	17.0	362.21	21.0	307.45	26.5	353.92	28.5	303.32																	
01/17	6.0	182.50	7.0	178.29	38.0	283.89	15.5	265.58	20.5	354.66	8.0	322.38	48.5	336.77	28.5	312.12																	
01/24	2.0	177.50			18.5	287.78	12.0	271.38	2.0	354.00	3.5	323.57	26.5	337.64	27.0	317.47																	
01/31	1.0	184.00	34.5	177.10	27.5	287.49	14.0	269.68	3.0	357.83	7.0	322.29	20.0	341.48	18.5	318.76																	
02/07	1.0	185.00	1.0	175.00	9.5	285.26	12.5	272.22	4.5	357.56	8.5	324.24	25.5	337.49	17.5	320.11																	
02/14	0.5	185.00	0.5	170.00	25.0	283.26	13.5	266.69	7.5	341.07	15.0	306.57	39.0	332.91	31.0	309.05																	
02/21	4.0	185.00	7.5	179.07	20.5	282.66	17.0	267.47	3.5	336.43	8.5	314.29	20.5	338.93	21.5	311.02																	
02/28	1.5	202.67	1.0	192.00	12.0	303.71	12.5	283.22	3.0	363.33	5.5	337.45	19.0	357.29	19.0	335.71																	
03/07	1.0	208.00	1.5	187.67	14.5	300.45	19.5	275.24	5.5	369.18	8.5	325.65	31.0	356.15	36.0	333.82																	
03/14	1.5	194.00	11.5	179.65	41.5	286.52	29.5	264.61	6.0	349.67	13.5	320.37	33.5	342.79	24.5	319.86																	
03/21			1.0	194.00	11.0	298.68	8.0	271.69	3.5	360.57	5.0	339.20	11.0	357.27	9.0	333.61																	
03/28	1.0	200.00	0.5	190.00	19.5	299.21	18.0	278.82	5.0	359.20	6.0	331.96	28.5	352.77	29.0	328.42																	
04/04	2.5	192.20	1.5	180.00	18.5	286.93	22.0	262.06	9.0	350.11	20.5	313.38	45.5	339.32	53.5	314.35																	
04/11	4.5	202.22	8.0	180.50	28.0	294.84	19.0	267.16	6.0	369.08	21.5	325.95	44.5	344.91	31.0	321.53																	
04/18	0.5	197.00			30.5	316.54	25.0	292.42	9.5	369.89	8.5	342.41	22.5	368.93	18.5	340.57																	
04/25	0.5	213.00	8.5	194.47	26.0	315.07	24.5	281.82	15.5	370.81	10.5	337.52	21.0	366.90	18.5	343.41																	
05/02	1.0	210.00	4.5	195.78	36.5	316.67	20.0	289.14	14.0	374.04	19.5	344.65	13.0	375.94	17.0	347.24																	
05/09			1.0	203.00	18.0	324.86	22.5	294.96	15.5	386.03	10.5	356.95	26.0	385.31	30.5	356.38																	
05/16	1.5	207.33	6.5	186.31	21.5	323.74	27.5	294.49	8.5	384.94	7.0	356.64	15.5	381.16	19.5	354.96																	
05/23	0.5	213.50	4.5	204.33	31.0	319.67	12.0	294.83	10.0	385.75	14.5	350.62	26.5	377.51	29.0	349.36																	
05/30	6.0	204.50			19.5	315.03	27.0	290.48	7.0	373.00	12.5	347.44	17.0	375.91	16.5	346.36																	
06/06	1.0	218.00	3.0	197.50	32.5	316.68	28.0	289.89	9.5	375.89	12.0	349.13	30.0	370.96	35.0	348.51																	
06/13			7.0	191.43	32.5	310.29	50.0	291.32	19.5	361.46	14.0	350.57	23.0	366.59	20.0	352.05																	
06/20	3.0	215.17			23.0	322.82	18.5	310.34	14.0	382.79	10.5	365.79	20.5	383.24	16.5	368.58																	
06/27	1.0	206.00	1.0	198.00	18.5	328.51	21.5	310.55	7.0	387.43	6.0	376.54	17.5	386.71	11.0	377.57																	
07/04	2.0	207.00	1.5	199.67	15.5	318.13	24.0	305.29	9.5	379.89	11.5	364.22	17.0	379.24	11.5	364.52																	
07/11	3.0	200.00	0.5	193.00	22.0	296.55	32.5	278.57	16.0	360.28	13.5	340.96	28.5	353.96	18.5	342.31																	
07/18	0.5	230.00	5.0	192.70	23.0	299.72	30.5	288.89	5.5	370.00	10.5	343.29	24.0	362.71	22.5	344.58																	
07/25					19.0	310.45	29.5	289.89	5.0	380.80	7.5	351.80	18.5	373.30	22.5	348.11																	
08/01					19.5	337.79	21.0	302.57	9.5	418.32	8.5	364.24	13.5	403.76	22.0	360.40																	
08/08	0.5	230.50	0.5	190.00	18.5	328.19	16.5	281.91	5.5	403.64	9.0	333.00	15.0	383.80	38.5	332.36																	
08/15					18.0	317.36	17.5	272.34	1.0	375.00	14.5	317.21	13.0	379.15	39.0	312.53																	
08/22			1.0	185.50	26.5	322.42	34.0	268.54	5.0	418.00	10.0	324.50	24.5	375.29	30.0	322.33																	
08/29			6.0	167.67	19.0	312.18	33.0	261.89	6.0	395.83	22.5	311.60	26.5	368.70	39.5	308.03																	
09/05	2.0	206.00	1.0	185.00	20.0	302.11	22.5	258.64	7.0	450.21	13.5	312.30	29.0	363.78	37.5	305.27																	
09/12	3.0	220.00	16.0	181.50	16.5	320.05	49.0	270.64	8.5	464.12	6.5	331.23	19.5	381.49	29.5	317.64																	
09/19	0.5	230.00			19.0	329.63	21.0	275.62	9.5	447.68	1.5	334.33	21.0	387.88	37.0	326.27																	
09/26			2.5	183.80	14.0	326.68	30.0	271.35	4.5	430.00	2.5	331.70	19.0	388.11	37.0	317.08																	
10/03			8.5	179.65	14.5	333.72	18.0	272.04	3.5	437.14	6.5	323.65	13.5	395.37	29.5	311.80																	
10/10	0.5	210.00	40.0	176.34	21.0	329.12	29.0	268.57	14.5	436.86	6.5	323.54	36.5	391.86	27.5	314.51																	
10/17			2.0	180.50	22.5	334.13	20.5	261.95	1.5	463.67	11.5	310.70	18.0	398.96	35.0	311.20																	
10/24	1.0	229.00	6.5	181.15	30.0	350.19	15.5	267.61	6.5	457.85	3.0	327.83	16.5	414.79	34.0	311.26																	
10/31			4.0	189.69	17.5	349.47	50.0	265.68	7.0	462.36	8.5	319.41	28.0	420.29	32.5	309.74																	
11/07	1.0	239.00	3.0	176.67	12.5	363.48	29.5	270.46	5.5	480.45	3.0	322.67	28.0	429.71	36.5	318.99																	
11/14	1.0	245.00			17.0	392.54	29.5	281.46	1.0	494.50	1.5	339.00	16.0	452.84	21.0	331.88																	
11/21	0.5	271.00	5.5	192.64	19.0	396.29	31.5	292.47	2.5	488.20	0.5	345.00	9.5	452.37	21.5	339.21																	
11/28	1.0	261.00	1.5	214.33	7.5	396.00	15.0	293.23	4.0	483.75	0.5	340.00	10.5	456.95	10.5	346.76																	
12/05	2.5	253.00	0.5	211.00	23.5	391.74	35.0	296.06	1.5	492.50	2.5	353.00	12.5	451.84	24.5	341.31																	
12/12	1.0	266.00	0.5	205.00	13.5	397.96	11.5	287.20	3.5	488.14	4.0	345.50	10.5	451.05	11.0	344.55																	
12/19	1.5	242.00			22.0	366.98	13.5	283.65			5.0	347.10	15.5	425.39	28.5	335.79																	
12/26	2.0	225.75			10.0	335.60	7.0	273.50	2.5	418.20	8.0	324.63	13.0	387.04	11.5	322.61																	
01/02			0.5	178.50	41.5	283.27	18.0	264.28	14.5	371.31	8.5	322.29	47.5	338.68	26.5	315.31																	
<table border="1" style="width: 100%; border-collapse: collapse;"> <tr> <td style="width: 10%;"></td> <td style="width: 10%;">68.5</td> <td style="width: 10%;">208.08</td> <td style="width: 10%;">218.5</td> <td style="width: 10%;">182.47</td> <td style="width: 10%;">1,134.5</td> <td style="width: 10%;">317.94</td> <td style="width: 10%;">1,202.5</td> <td style="width: 10%;">279.36</td> <td style="width: 10%;">390.0</td> <td style="width: 10%;">389.98</td> <td style="width: 10%;">484.0</td> <td style="width: 10%;">331.93</td> <td style="width: 10%;">1,210.5</td> <td style="width: 10%;">371.47</td> <td style="width: 10%;">1,355.5</td> <td style="width: 10%;">327.39</td> </tr> </table>																		68.5	208.08	218.5	182.47	1,134.5	317.94	1,202.5	279.36	390.0	389.98	484.0	331.93	1,210.5	371.47	1,355.5	327.39
	68.5	208.08	218.5	182.47	1,134.5	317.94	1,202.5	279.36	390.0	389.98	484.0	331.93	1,210.5	371.47	1,355.5	327.39																	

All averages reflect true weighted averages.

# Beef Market Statistics

## Choice & Select Fabricated Boxed Beef Cuts

1997	Weekly Weighted Averages & Load Counts															
Week Ending	113A 2-Pc Sq-Cut Chuck				115 2-Piece Bnls Chuck				Semi-Bnls Neck-off Chuck				114 Shoulder Clod			
	Ch Lds	Ch \$	Se Lds	Se \$	Ch Lds	Ch \$	Se Lds	Se \$	Ch Lds	Ch \$	Se Lds	Se \$	Ch Lds	Ch \$	Se Lds	Se \$
01/03	2.0	87.00	2.0	89.50	24.5	98.31	35.5	98.04	13.5	95.78	16.5	96.03	28.0	96.00	31.0	97.60
01/10	10.5	82.95	9.5	85.00	53.0	93.10	94.0	95.39	33.0	92.67	31.5	92.75	61.0	92.02	39.5	93.37
01/17	10.5	85.10	16.0	86.63	60.5	96.43	69.5	97.79	30.5	95.54	29.5	96.34	45.5	102.19	13.5	100.70
01/24	2.0	85.25	10.5	88.57	36.0	92.94	92.5	94.97	20.5	91.22	28.5	91.23	28.0	103.80	28.0	103.79
01/31	5.0	82.90	4.5	82.44	53.5	90.66	117.0	92.47	22.0	89.84	16.5	90.58	53.0	96.69	47.5	97.18
02/07	2.5	83.20	12.5	82.12	29.5	91.02	79.5	91.43	24.0	90.60	29.0	90.00	37.5	96.48	18.5	97.85
02/14	3.0	79.50	11.5	83.35	42.0	89.57	91.5	89.29	24.0	89.23	24.5	88.86	37.0	96.78	24.5	97.35
02/21	4.5	81.78	4.5	82.78	24.5	91.37	75.5	92.01	19.0	89.42	31.5	90.33	23.5	103.32	20.0	104.75
02/28	6.5	89.38	5.5	90.49	29.0	100.86	47.5	101.18	31.5	98.46	27.0	98.44	28.5	111.32	19.5	113.64
03/07	3.0	85.67	7.5	88.60	54.5	95.45	51.5	96.98	25.5	94.78	17.0	93.65	47.5	101.63	34.5	103.01
03/14	6.0	78.25	31.5	78.97	58.0	86.96	141.0	87.55	38.5	87.18	48.5	85.55	65.5	92.31	47.0	93.71
03/21	2.5	78.00	11.5	78.67	42.5	86.88	64.0	90.39	13.5	86.93	9.5	87.16	56.5	88.83	11.0	93.36
03/28	6.5	73.69	6.5	75.85	29.5	86.36	142.5	86.07	29.5	84.71	33.0	84.52	44.0	87.23	26.0	86.50
04/04	2.5	71.80	4.0	74.50	34.5	86.03	84.5	87.25	38.0	84.24	15.0	85.33	31.5	86.02	25.5	86.76
04/11	8.0	73.06	19.0	74.42	44.0	85.09	145.5	87.18	24.0	84.04	37.5	84.01	44.0	84.77	29.5	85.91
04/18	4.5	80.72	2.5	84.00	32.5	91.25	55.0	93.96	15.5	89.32	31.0	91.75	32.5	92.69	24.5	97.88
04/25	5.0	80.80	11.0	82.34	49.0	91.21	62.0	91.32	32.0	89.41	43.5	89.90	47.5	94.45	25.0	92.12
05/02	1.0	80.50	17.0	81.74	31.5	91.84	56.0	92.30	23.5	90.64	32.5	89.77	20.5	97.11	28.5	98.63
05/09	1.5	82.00	10.5	82.69	48.5	95.11	83.5	94.14	42.0	90.80	19.5	92.18	48.0	101.94	30.0	102.02
05/16	3.5	78.29	12.0	79.67	30.0	92.22	125.0	91.56	10.0	88.35	56.5	89.17	45.0	100.90	25.5	100.63
05/23	2.5	82.60	11.0	81.41	30.0	91.67	62.0	91.94	16.0	90.25	18.0	90.17	40.5	98.05	14.0	100.93
05/30	1.0	77.00	4.5	78.67	37.5	89.51	82.5	90.08	27.0	87.93	39.5	87.38	40.0	93.56	66.0	92.36
06/06	3.5	75.14	15.5	76.61	42.5	87.44	140.0	86.73	26.5	85.17	34.0	85.73	55.0	91.50	35.5	91.72
06/13	2.0	69.00	12.0	72.88	51.5	81.10	120.5	82.71	31.5	80.90	60.5	81.60	46.0	89.04	27.5	89.13
06/20	6.5	70.00	15.5	73.18	28.5	84.84	61.5	84.86	24.0	83.17	24.0	83.42	37.0	92.27	22.5	92.29
06/27	6.5	66.62	7.5	69.40	25.0	77.82	152.0	79.03	27.5	77.84	28.0	77.41	75.5	83.55	64.0	85.42
07/04	2.0	67.50	16.5	73.14	25.0	83.46	30.5	83.39	8.0	80.13	15.0	80.73	40.5	82.25	49.5	82.73
07/11	1.5	74.00	5.5	72.91	28.0	85.28	56.0	86.43	13.0	82.69	47.5	81.82	28.5	84.58	21.5	85.33
07/18	1.5	74.00	8.5	81.53	14.5	87.28	44.0	91.42	14.0	84.57	17.5	88.29	29.0	90.47	24.0	92.29
07/25	1.5	77.00	4.0	81.00	25.0	94.20	78.0	92.58	17.5	91.40	18.5	91.84	37.0	92.36	22.5	95.38
08/01	1.0	85.00	8.0	84.06	22.0	98.27	65.0	97.31	16.0	96.50	23.5	96.00	50.5	95.90	36.0	97.88
08/08	10.0	77.90	1.5	72.00	32.0	93.17	113.0	90.89	23.5	92.04	44.0	89.39	48.0	90.23	31.5	89.44
08/15	2.0	84.50	14.5	86.10	41.0	92.59	36.0	94.33	22.0	89.23	23.5	88.64	32.5	91.00	14.5	94.62
08/22	1.5	90.67	2.5	90.20	29.5	94.59	56.0	95.16	20.5	91.34	19.0	91.24	41.5	96.73	36.5	95.89
08/29			4.5	88.78	41.5	95.64	60.5	95.44	21.5	87.93	26.0	91.42	48.5	95.60	41.5	95.22
09/05	5.0	84.20	4.0	85.75	19.0	91.58	88.5	93.86	19.0	88.55	19.5	89.54	47.5	97.94	39.5	97.64
09/12	6.0	91.50	9.0	90.33	29.0	99.47	38.5	98.44	14.5	97.07	28.0	97.04	52.0	104.93	15.5	104.76
09/19	5.0	90.80	6.0	91.83	25.5	96.43	54.5	95.57	22.0	93.82	28.5	94.05	35.5	107.36	25.0	108.14
09/26	3.5	87.43	14.5	88.45	18.0	92.75	41.5	91.98	28.0	89.34	20.5	90.63	35.5	104.65	15.0	105.43
10/03	0.5	91.00	19.0	86.05	19.0	91.84	45.0	92.67	17.0	87.47	13.0	86.54	33.5	103.91	32.0	105.89
10/10	0.5	83.00	21.5	83.55	43.0	92.71	117.5	90.85	7.5	88.47	23.0	88.87	43.0	103.30	48.0	104.29
10/17	2.0	83.00	3.5	82.43	17.5	90.26	64.5	91.06	10.5	86.67	25.5	86.84	43.0	100.24	55.0	101.50
10/24	2.0	89.25	15.5	88.44	19.0	95.39	45.5	97.74	14.0	93.79	18.0	93.64	36.0	105.44	24.0	105.25
10/31	2.0	89.75	7.5	90.33	19.0	97.63	56.5	99.05	14.0	94.79	19.5	94.59	46.0	105.05	32.5	104.58
11/07	1.0	87.00	7.5	89.40	25.5	97.57	81.0	96.52	25.5	93.33	17.0	93.32	45.5	101.60	33.0	102.06
11/14	0.5	89.00	7.5	85.60	31.5	95.49	100.0	94.66	35.0	93.37	47.0	90.90	30.0	94.85	44.5	96.31
11/21	1.0	88.00	14.5	88.62	18.5	93.84	32.5	96.05	17.0	89.71	27.0	90.89	46.0	93.62	26.0	95.58
11/28	1.0	80.00	7.0	86.57	13.0	92.08	30.0	94.98	20.5	89.79	22.5	89.44	26.5	92.06	13.0	94.85
12/05	3.0	80.17	4.0	81.88	35.0	89.54	67.0	91.18	20.5	86.80	45.0	88.10	64.0	90.60	41.0	91.52
12/12	4.0	81.00	16.0	81.02	36.0	88.33	80.5	90.21	10.5	82.90	19.5	86.08	36.5	92.86	21.0	93.11
12/19	7.5	78.87	16.5	79.91	25.5	84.14	77.5	87.20	27.0	80.54	47.5	82.09	43.5	91.13	23.0	91.48
12/26	2.5	77.40	2.5	80.00	11.0	83.45	15.5	87.68	12.0	81.92	16.5	85.64	22.5	91.51	17.0	92.62
01/02	3.5	81.57	3.5	80.71	17.5	92.69	33.5	93.13	11.0	88.09	10.5	87.40	26.0	98.08	12.5	97.96
	184.0	80.53	520.5	82.14	1,703.0	91.14	3,940.0	91.05	1,144.0	88.99	1,464.5	88.74	2,187.0	95.33	1,573.5	96.02

All averages reflect true weighted averages.



## Beef Market Statistics Choice & Select Fabricated Boxed Beef Cuts

Weekly Weighted Averages & Load Counts																
1997	116A Chuck Roll				116B Chuck Tender				120 Brisket				160 Shank-off Round			
	Week Ending	Ch Lds	Ch \$	Se Lds	Se \$	Ch Lds	Ch \$	Se Lds	Se \$	Ch Lds	Ch \$	Se Lds	Se \$	Ch Lds	Ch \$	Se Lds
01/03	18.5	122.38	18.0	121.64	0.5	121.00	1.0	116.50	9.5	110.47	12.0	109.25	3.0	112.33	6.0	109.17
01/10	37.5	115.67	36.0	115.53	5.0	119.20	4.5	118.72	18.0	114.14	19.0	113.26	13.0	107.50	5.0	106.90
01/17	37.0	116.45	36.5	113.80	5.5	120.45	3.0	121.25	9.0	119.36	8.5	117.24	10.0	107.60	19.0	104.39
01/24	28.0	114.27	29.5	113.45	7.0	124.93	1.0	124.25	10.5	118.90	5.0	117.70	5.5	105.64	11.5	103.09
01/31	28.5	107.84	28.0	106.98	4.0	123.63	2.0	122.25	48.0	107.21	18.5	112.24	20.5	100.59	18.5	100.70
02/07	34.0	104.99	18.5	105.46	8.5	118.68	3.5	121.07	27.0	100.59	14.0	102.00	9.0	101.44	13.0	99.08
02/14	34.5	102.88	38.5	102.71	8.5	112.94	4.0	114.00	21.5	97.73	33.0	95.72	15.0	99.53	18.0	98.36
02/21	27.5	104.44	21.0	103.12	12.0	112.29	3.0	111.75	32.0	97.36	9.5	98.55	9.0	105.28	12.0	103.17
02/28	26.0	114.23	15.0	114.33	3.5	123.14	1.0	118.00	19.5	111.62	11.0	112.41	4.5	113.33	10.0	114.40
03/07	46.5	105.27	30.5	105.13	7.0	121.50	3.0	124.00	22.0	113.91	13.0	115.73	8.5	113.82	10.5	112.69
03/14	54.0	101.23	18.0	101.42	20.0	112.64	4.0	110.94	42.5	107.44	37.5	106.87	8.0	108.50	34.5	105.93
03/21	22.5	100.80	14.0	101.93	5.5	108.64	3.5	102.86	17.5	101.37	10.0	103.73	7.0	106.43	14.0	107.21
03/28	45.5	97.49	9.0	98.78	14.5	103.41	3.0	102.92	33.5	96.70	30.0	97.27	5.5	102.95	26.5	101.56
04/04	32.5	97.38	24.5	97.80	11.5	97.43	2.5	98.30	22.5	93.11	27.5	92.09	7.0	102.71	22.5	97.60
04/11	38.0	96.57	25.5	96.94	14.0	98.93	3.0	95.58	20.5	94.16	27.0	91.96	8.0	100.47	14.5	98.69
04/18	36.0	101.31	22.0	102.91	8.0	103.94	3.5	104.14	24.0	95.49	14.0	96.43	2.5	109.60	5.0	106.65
04/25	33.0	102.00	24.0	103.04	8.0	108.81	1.0	108.00	37.5	92.51	30.0	91.57	8.5	106.65	26.5	103.30
05/02	37.5	101.88	28.0	101.70	8.5	113.82	2.0	114.75	68.5	90.93	16.5	90.88	7.5	106.07	26.5	101.60
05/09	27.0	103.43	25.5	103.39	5.5	117.00	3.0	116.67	21.5	91.26	37.0	91.88	4.5	108.00	5.5	99.55
05/16	26.0	102.21	35.0	97.73	10.0	120.48	1.0	118.50	32.0	87.98	34.0	88.10	2.0	105.25	11.0	98.86
05/23	20.5	103.07	21.0	101.57	8.5	122.12	3.5	119.64	63.5	86.39	77.5	85.96	1.5	108.33	7.5	98.33
05/30	12.5	102.02	18.5	99.51	6.5	121.85	2.0	116.75	22.0	86.59	63.0	86.84	7.0	103.29	14.5	97.03
06/06	37.5	98.59	41.5	97.76	14.0	111.91	3.5	112.57	30.5	88.48	11.0	88.59	1.5	103.00	16.5	95.73
06/13	30.0	95.63	38.0	93.79	27.5	98.62	6.0	99.83	25.0	89.27	21.5	88.26	6.5	99.23	19.5	92.85
06/20	19.0	96.66	30.0	94.63	12.5	100.76	4.5	100.56	18.5	93.78	21.5	92.48	3.5	98.29	16.5	94.27
06/27	33.0	92.11	31.5	92.06	13.0	96.79	8.5	98.06	21.5	89.88	11.5	92.09	2.5	95.60	24.5	91.84
07/04	16.0	96.31	24.5	93.09	9.0	96.94	5.0	96.80	20.0	90.99	16.5	90.55	2.5	96.40	5.0	91.60
07/11	17.5	101.74	28.0	96.11	20.5	98.32	4.5	97.33	22.5	86.78	66.0	85.28	7.5	95.20	7.0	93.57
07/18	22.5	106.38	33.0	106.08	11.5	104.22	3.5	103.57	18.5	90.89	41.0	92.33	3.5	99.29	6.5	98.35
07/25	18.5	116.89	36.5	107.30	10.5	108.00	6.0	105.75	15.0	96.37	10.5	95.24	4.0	104.75	7.0	100.64
08/01	17.0	121.37	24.5	116.15	9.5	114.16	5.0	113.20	18.0	100.81	9.5	101.47	6.0	107.83	5.5	105.09
08/08	29.5	117.76	34.5	106.36	9.5	107.26	5.0	110.10	34.5	92.91	13.5	93.78	9.5	105.05	6.0	102.17
08/15	19.0	114.34	23.5	108.66	16.0	101.56	3.0	106.33	44.5	89.43	21.5	91.02	13.0	104.00	8.0	100.00
08/22	27.5	114.90	27.0	108.50	18.0	109.03	4.0	105.63	33.0	91.21	11.0	90.00	2.0	107.00	9.5	102.58
08/29	17.0	116.65	17.5	111.36	10.0	112.85	2.0	112.25	43.5	87.34	47.0	87.63	1.5	107.67	7.0	104.36
09/05	18.0	117.79	37.5	109.47	13.5	114.41	4.0	111.25	45.5	85.65	21.0	85.29	4.0	109.50	9.0	105.50
09/12	18.5	121.03	30.5	113.21	9.0	122.36	2.0	124.75	33.0	86.89	26.5	89.45	2.0	112.50	3.0	111.83
09/19	14.5	120.38	24.5	113.99	10.5	125.79	1.5	130.00	25.0	91.34	14.0	95.39	7.0	113.14	14.5	109.14
09/26	22.0	117.20	38.5	108.65	6.5	127.85	4.0	132.50	17.5	94.06	17.0	93.59	3.0	109.67	6.5	106.08
10/03	18.5	119.97	30.5	111.21	11.5	132.78	3.0	134.83	20.5	96.76	31.5	90.10	2.5	114.40	7.5	105.00
10/10	20.5	115.56	51.0	105.45	23.5	128.28	8.0	131.84	37.0	90.61	38.0	88.53	9.0	112.33	27.0	101.21
10/17	26.0	110.75	27.0	105.59	10.5	126.33	2.5	124.60	27.5	88.80	23.5	86.96	4.0	112.13	5.0	103.30
10/24	24.5	115.94	17.0	110.85	7.5	125.67	5.5	126.55	21.5	87.07	29.0	87.67	4.0	115.00	3.5	107.29
10/31	30.0	117.15	16.0	115.41	10.0	121.55	2.5	123.40	39.5	88.10	20.5	88.56	6.0	114.67	10.0	112.20
11/07	24.5	116.51	22.5	115.62	10.0	112.30	7.5	111.97	23.5	86.04	44.0	86.47	6.5	111.08	6.5	110.62
11/14	34.0	113.78	52.0	111.54	22.0	103.66	5.5	102.64	30.5	85.46	22.5	86.11	10.0	107.45	6.0	104.83
11/21	16.0	113.72	23.5	112.26	11.5	99.65	9.0	99.14	19.5	85.77	20.0	85.68	2.0	104.50	19.5	102.31
11/28	9.0	112.89	13.5	112.22	13.0	98.65	1.5	100.67	26.0	83.96	19.5	81.64	3.0	105.00	7.5	101.20
12/05	36.5	105.21	24.5	106.43	10.5	94.90	6.5	96.12	20.5	83.02	29.0	81.71	2.0	105.75	9.5	100.79
12/12	32.5	99.40	32.5	100.86	9.5	103.05	5.5	102.64	23.0	83.98	31.5	83.21	4.5	106.44	6.0	103.92
12/19	19.0	96.11	33.5	95.27	13.5	108.28	7.5	106.90	32.0	83.06	31.5	82.70	5.5	105.00	8.0	102.56
12/26	12.0	96.88	7.5	98.20	6.0	112.83	1.5	111.00	20.5	84.83	17.5	84.66	2.0	105.75	10.0	104.90
01/02	25.0	99.00	10.0	99.10	10.0	119.20	0.5	119.00	35.5	85.70	24.5	85.96	5.5	110.55	2.5	105.80
	1,408.0	106.88	1,418.5	105.32	572.0	110.64	196.5	110.41	1,465.5	92.55	1,310.5	91.21	313.0	105.77	632.0	101.77

All averages reflect true weighted averages.

# Beef Market Statistics

## Choice & Select Fabricated Boxed Beef Cuts

1997	Weekly Weighted Averages & Load Counts															
Week Ending	161 Shank-off Bnls Round				167 Knuckle				167A Peeled Knuckle				168 Top Inside Round			
	Ch Lds	Ch \$	Se Lds	Se \$	Ch Lds	Ch \$	Se Lds	Se \$	Ch Lds	Ch \$	Se Lds	Se \$	Ch Ld	Ch \$	Se Ld	Se \$
01/03	32.0	120.97	15.5	118.13	36.0	122.58	11.5	121.61	22.0	143.59	4.5	142.67	42.0	122.85	22.5	122.47
01/10	51.0	116.45	32.5	115.09	22.0	120.55	23.0	118.76	27.0	139.46	13.5	139.78	97.5	116.54	75.0	115.24
01/17	58.0	117.12	56.0	114.08	41.0	121.27	13.0	120.19	47.0	139.94	8.0	139.41	82.5	115.58	45.5	112.06
01/24	41.5	113.13	52.5	112.13	31.5	116.56	33.0	115.36	49.0	133.66	12.5	134.86	103.0	110.94	77.5	109.79
01/31	50.0	110.46	28.5	109.56	46.5	112.53	22.0	111.88	34.0	130.81	18.5	128.62	79.5	110.09	33.0	110.26
02/07	53.5	111.46	60.5	108.88	15.5	113.10	11.5	112.78	27.0	130.25	6.0	131.33	47.5	111.15	29.0	111.45
02/14	53.0	109.95	52.0	109.30	33.0	113.36	25.5	111.47	41.0	129.93	24.5	128.01	62.0	111.11	46.5	110.99
02/21	72.0	112.67	30.0	112.45	21.5	112.72	18.0	114.89	29.0	132.10	10.0	131.55	54.0	118.70	29.0	117.73
02/28	38.5	123.14	41.5	120.70	31.0	125.18	23.5	124.46	34.0	142.28	13.0	140.92	46.0	133.63	57.5	130.54
03/07	41.5	123.13	42.0	121.99	34.0	121.25	21.0	121.83	39.0	140.65	15.5	140.58	54.5	131.48	28.0	132.53
03/14	48.0	116.35	41.0	116.06	37.0	114.85	28.0	116.27	52.5	131.62	21.5	131.93	67.0	124.69	39.5	122.78
03/21	31.5	115.92	35.0	116.63	23.5	116.89	22.0	117.30	19.5	136.56	13.5	131.07	40.5	129.49	33.0	124.33
03/28	71.0	113.61	60.0	111.64	38.5	114.70	14.0	115.29	28.5	133.18	13.5	130.67	78.0	124.76	45.5	122.76
04/04	39.5	111.57	38.5	109.34	20.5	112.34	24.5	110.61	35.5	127.94	15.0	126.08	73.5	118.53	37.5	117.52
04/11	79.0	109.98	100.0	110.75	29.0	113.98	34.0	112.16	34.0	128.16	23.0	126.72	52.5	119.33	32.0	117.30
04/18	35.5	116.65	31.0	115.36	32.0	117.20	24.0	118.44	19.0	135.55	12.5	134.66	38.0	129.67	28.5	126.02
04/25	36.5	116.04	37.5	112.44	22.5	117.27	30.0	115.94	27.5	135.64	20.5	131.85	42.5	129.31	56.0	120.54
05/02	28.0	116.23	44.0	110.43	12.0	119.25	21.5	116.19	22.0	137.91	23.0	133.87	52.0	128.40	73.0	117.36
05/09	36.5	118.41	41.0	111.24	31.5	121.73	20.5	117.98	26.0	137.46	25.5	135.55	29.0	136.78	27.5	124.55
05/16	58.0	112.92	78.5	107.62	33.5	114.74	28.5	113.63	36.0	133.06	14.5	131.72	44.0	134.39	73.5	119.62
05/23	35.5	113.87	28.5	108.15	20.5	117.29	26.0	115.79	30.5	130.21	17.0	131.35	50.5	132.18	29.0	122.21
05/30	33.0	113.30	33.0	106.89	28.5	118.28	30.5	112.79	25.0	135.72	13.5	132.93	42.5	131.20	50.5	120.93
06/06	65.0	111.84	68.5	104.42	26.5	115.96	20.5	112.95	40.5	130.98	29.0	129.36	93.0	127.15	74.5	119.05
06/13	41.5	109.12	45.0	102.24	29.5	111.53	27.0	110.70	34.5	127.84	20.0	125.49	69.0	121.69	56.5	116.05
06/20	55.5	108.78	33.5	104.62	18.0	111.28	16.5	109.76	26.0	127.29	20.0	124.50	25.5	127.65	38.5	121.90
06/27	56.5	103.09	76.0	98.35	55.0	102.22	33.0	101.23	33.5	120.90	31.5	118.46	74.5	120.99	55.5	116.19
07/04	34.0	105.09	30.0	100.59	13.5	104.11	27.5	103.30	25.5	119.76	19.5	115.81	38.5	119.61	31.5	115.97
07/11	25.0	106.02	33.5	102.06	26.5	107.79	28.0	105.33	36.5	122.32	26.5	121.81	44.0	120.73	51.5	114.76
07/18	42.5	110.31	50.5	106.16	35.0	113.34	20.5	110.45	39.0	130.00	20.5	129.32	44.5	119.20	39.5	116.13
07/25	44.5	113.13	35.0	110.11	19.0	115.72	17.0	115.94	26.5	132.82	16.5	131.50	64.0	121.27	30.0	117.69
08/01	27.5	119.69	38.5	114.24	17.0	124.10	8.0	122.53	26.0	140.88	18.5	140.08	43.0	127.70	45.5	122.03
08/08	47.5	114.73	52.5	111.10	17.0	120.74	21.0	117.07	25.0	137.44	22.0	132.64	67.5	121.87	56.5	116.18
08/15	61.0	114.31	25.0	110.16	20.0	117.90	23.5	115.64	33.5	133.15	23.0	130.65	41.0	120.18	32.5	116.00
08/22	40.5	116.26	42.5	113.25	42.5	119.25	27.0	115.78	39.5	135.90	29.5	132.05	53.0	123.68	52.5	116.66
08/29	72.5	116.34	44.5	114.61	28.5	117.82	33.0	114.55	38.5	133.38	29.0	130.63	57.5	120.46	59.0	113.25
09/05	32.0	117.17	26.5	114.72	31.5	116.29	25.5	113.57	42.0	129.92	13.0	126.75	45.0	118.09	31.0	114.58
09/12	35.5	120.40	37.5	119.39	23.0	118.72	19.0	116.50	27.5	135.18	22.5	132.44	47.0	123.50	33.0	118.55
09/19	40.5	121.14	47.5	119.46	24.0	120.29	18.5	117.41	33.5	138.03	25.5	133.96	38.0	124.68	62.5	118.07
09/26	30.5	118.25	51.0	113.88	26.0	117.81	27.0	114.31	41.0	133.46	24.5	128.96	68.5	119.89	73.0	112.64
10/03	60.5	119.98	44.5	115.38	16.5	118.21	20.5	115.98	35.0	135.31	15.0	131.30	43.0	124.31	64.5	114.94
10/10	23.5	118.81	39.0	112.38	39.0	116.73	30.5	113.77	35.0	133.61	24.5	128.90	59.0	123.74	56.0	114.71
10/17	36.5	120.60	29.5	111.85	16.5	117.00	18.0	114.64	18.5	134.08	18.5	129.41	73.5	118.75	60.0	113.47
10/24	33.0	122.33	29.0	114.93	25.0	124.44	19.5	117.79	37.5	142.20	11.0	135.95	43.5	120.86	34.5	116.77
10/31	34.0	122.19	32.5	119.17	16.5	127.33	20.0	121.63	34.5	143.19	16.0	138.13	54.5	121.48	42.5	117.61
11/07	31.5	120.70	22.0	117.91	17.5	124.54	19.5	120.56	66.0	138.82	20.0	136.45	77.5	119.58	53.5	115.87
11/14	43.0	116.63	26.0	114.06	18.0	120.28	20.5	117.64	43.0	135.71	24.5	132.10	71.5	117.46	57.5	114.25
11/21	36.0	115.54	44.0	112.22	19.0	118.37	39.5	114.44	27.5	134.64	26.5	130.90	52.0	115.45	46.0	114.75
11/28	23.0	113.46	7.5	111.27	19.5	118.23	11.5	114.30	12.0	132.08	7.0	130.00	31.0	114.08	25.0	112.80
12/05	37.5	114.04	23.0	110.61	33.0	116.52	18.5	114.65	40.5	130.43	14.5	127.69	50.0	114.94	44.0	112.89
12/12	32.5	113.32	26.5	112.41	18.0	117.89	19.0	116.89	38.0	131.88	19.5	128.97	62.5	116.46	31.0	115.85
12/19	30.5	113.94	42.0	112.53	18.0	117.94	10.0	117.40	32.5	132.83	16.0	130.69	38.5	120.04	41.5	117.43
12/26	13.5	115.19	22.5	114.38	13.0	118.69	7.0	118.64	18.5	134.09	8.0	133.44	17.5	124.59	46.0	116.79
01/02	37.0	117.27	23.0	116.16	13.0	122.58	9.0	120.94	30.5	137.26	5.5	139.27	21.0	126.19	29.0	121.78
	2,247.0	114.74	2,127.5	111.38	1,376.0	116.74	1,161.0	114.67	1,742.5	133.76	956.5	130.74	2,887.0	121.33	2,423.0	117.22

All averages reflect true weighted averages.

## Beef Market Statistics Choice & Select Fabricated Boxed Beef Cuts

1997	Weekly Weighted Averages & Load Counts															
Week Ending	170 Gooseneck Round				171B Outside Round				171C Eye of Round				174 Short Loin			
	Ch Lds	Ch \$	Se Lds	Se \$	Ch Lds	Ch \$	Se Lds	Se \$	Ch Lds	Ch \$	Se Lds	Se \$	Ch Lds	Ch \$	Se Lds	Se \$
01/03	22.0	106.77	9.0	107.44	17.0	133.59	14.0	131.50	8.5	176.29	1.0	166.00	11.5	255.22	13.0	229.62
01/10	34.5	104.70	32.5	104.16	87.5	129.57	24.5	128.93	8.5	173.12	9.5	166.16	26.0	246.67	24.0	212.98
01/17	26.5	111.04	25.5	110.32	29.0	135.66	49.5	133.02	16.5	177.48	9.5	167.37	20.0	258.85	21.0	217.17
01/24	20.5	109.22	23.5	108.06	44.5	134.63	36.0	131.74	10.0	172.95	7.5	168.27	14.0	258.43	21.5	214.56
01/31	29.5	105.05	24.0	104.71	39.5	130.95	29.5	128.41	15.0	165.18	8.0	162.06	12.0	251.96	27.0	203.96
02/07	27.0	105.30	24.5	105.41	27.5	130.33	19.5	128.26	13.0	162.00	7.5	161.07	17.0	237.47	14.0	207.55
02/14	31.5	106.98	21.0	106.98	60.0	127.71	22.0	127.73	16.0	159.63	8.0	158.94	27.0	241.37	31.0	208.69
02/21	26.0	108.52	18.5	107.27	44.5	130.22	31.5	130.98	18.5	162.84	6.0	156.58	11.0	255.45	16.5	222.09
02/28	23.5	116.57	18.5	116.19	33.0	140.87	27.0	140.21	12.5	177.00	5.0	173.85	16.5	286.85	12.5	253.72
03/07	26.5	115.28	20.5	116.02	35.0	139.14	31.5	134.26	14.5	169.21	13.0	163.96	17.5	297.63	25.0	259.44
03/14	36.0	109.21	28.0	109.52	74.5	126.95	23.0	125.89	14.0	162.86	11.0	156.27	22.0	290.93	26.0	250.13
03/21	17.5	110.17	9.0	109.61	34.5	130.55	22.0	128.82	7.5	169.37	2.0	155.50	7.5	307.80	8.5	274.71
03/28	36.5	109.88	26.0	107.32	45.0	130.14	35.0	126.78	11.0	162.32	10.5	158.86	17.0	304.94	19.0	272.83
04/04	33.0	103.71	40.5	100.40	37.5	125.01	24.5	122.37	13.0	151.62	9.5	150.50	23.5	290.96	15.5	264.94
04/11	36.5	99.87	37.5	98.07	30.5	121.92	30.0	118.05	16.0	145.28	10.5	142.00	21.5	286.12	36.0	257.44
04/18	40.0	103.42	16.0	104.14	24.5	125.61	18.5	121.76	15.0	148.08	9.0	145.14	17.0	303.16	20.5	270.12
04/25	36.5	101.40	40.5	98.07	50.0	121.20	38.0	115.59	22.0	140.86	16.0	136.63	18.0	300.33	20.5	267.07
05/02	36.5	101.01	31.0	100.32	64.0	119.52	28.5	116.46	15.0	138.60	14.5	136.03	20.0	307.60	37.5	261.49
05/09	32.5	101.71	29.0	99.84	27.5	119.85	27.5	115.15	17.0	143.09	9.0	138.78	18.0	316.11	22.0	272.39
05/16	35.5	95.95	48.0	94.31	74.5	113.25	67.5	108.59	19.0	138.26	13.5	136.89	14.5	312.62	19.5	261.58
05/23	35.5	93.77	33.0	93.74	49.5	109.97	38.5	107.19	18.0	139.61	9.5	138.13	16.0	311.94	30.5	254.59
05/30	18.5	92.19	17.0	92.18	40.0	108.13	24.0	106.68	15.5	137.97	7.5	136.03	21.0	297.86	24.5	250.04
06/06	47.5	90.81	30.0	90.01	43.5	108.98	31.5	105.83	20.5	136.41	13.0	135.35	22.5	292.00	35.0	249.14
06/13	29.5	87.41	29.0	87.70	66.0	106.06	26.5	104.66	19.0	132.55	19.0	129.63	28.5	277.32	35.5	244.85
06/20	22.5	90.67	26.5	90.66	32.0	109.75	26.5	106.25	23.0	135.59	9.5	132.89	14.0	290.32	15.0	266.45
06/27	50.5	85.80	35.5	86.25	72.5	104.70	93.0	100.69	16.0	137.92	11.5	133.00	18.0	286.06	25.5	267.05
07/04	16.0	87.94	17.5	87.00	24.0	106.94	25.5	103.53	12.5	140.08	7.0	135.14	13.5	276.56	18.0	254.56
07/11	23.5	90.28	21.5	90.91	35.0	106.21	22.0	105.70	14.0	142.82	12.5	138.56	26.0	259.79	46.0	235.63
07/18	18.0	96.08	28.5	96.49	58.0	110.91	33.0	109.56	18.5	149.84	20.5	151.48	23.0	258.24	25.5	237.90
07/25	24.0	101.42	19.0	100.36	22.0	118.73	24.0	116.75	7.5	162.33	7.5	159.33	17.5	264.13	21.5	241.09
08/01	16.5	108.86	20.0	109.45	35.5	131.55	32.0	127.52	11.5	179.15	6.0	170.92	15.0	292.00	16.0	249.56
08/08	22.5	110.06	23.0	105.13	44.0	125.85	45.0	120.74	11.0	179.23	6.5	167.62	15.0	275.50	20.0	239.80
08/15	28.5	108.86	21.0	105.69	36.5	123.95	26.0	120.15	10.0	175.45	9.5	165.21	23.0	272.07	23.5	234.28
08/22	24.0	111.29	25.0	107.86	54.0	128.20	34.0	123.73	11.0	176.82	11.5	171.13	20.5	281.78	15.0	242.17
08/29	37.0	111.81	41.5	110.89	20.5	133.23	31.5	124.58	15.5	171.94	14.0	160.84	20.0	276.58	34.5	233.39
09/05	20.5	113.12	17.5	109.21	28.5	137.09	34.5	132.86	8.5	169.21	12.5	156.04	18.5	262.38	27.5	222.65
09/12	40.0	115.80	26.0	113.44	45.5	138.96	45.0	136.30	14.0	180.29	13.0	161.12	17.5	263.29	25.0	224.51
09/19	16.0	117.05	28.5	112.44	47.0	138.89	18.0	138.25	13.5	179.15	11.0	155.32	22.0	261.32	38.5	225.53
09/26	34.5	110.19	39.0	107.14	52.5	134.92	40.0	130.24	20.5	169.15	17.0	149.79	23.5	251.17	24.5	216.76
10/03	28.0	110.73	31.5	108.17	37.5	137.17	22.0	131.18	23.0	159.46	8.5	148.85	12.5	257.80	21.5	210.81
10/10	26.0	108.92	41.0	105.94	44.5	136.11	36.0	129.63	29.5	155.51	12.5	144.32	9.0	263.11	35.0	203.93
10/17	23.5	105.40	25.0	103.79	46.0	132.91	39.0	128.94	9.0	150.72	9.0	142.06	17.0	264.12	20.0	198.60
10/24	26.0	108.12	29.5	105.34	45.0	136.82	19.5	132.03	16.0	159.11	12.0	150.79	25.5	270.55	21.5	207.20
10/31	26.0	110.83	15.0	109.00	41.0	139.28	19.5	136.21	16.5	166.58	10.0	158.20	15.5	279.10	8.5	218.18
11/07	28.0	111.11	21.5	108.06	46.0	139.64	24.5	137.14	16.0	167.64	3.5	153.57	15.5	279.13	14.0	224.57
11/14	22.5	111.91	19.0	111.08	55.0	138.80	22.5	137.13	16.5	175.12	7.0	169.14	27.5	268.64	10.5	223.62
11/21	23.5	113.67	21.5	110.88	39.5	139.84	29.5	135.54	13.5	179.26	8.0	171.75	22.5	256.38	16.5	214.06
11/28	14.0	112.79	15.5	110.66	32.5	136.59	19.5	129.76	6.0	180.75	7.5	167.80	10.0	235.35	11.0	204.45
12/05	33.0	106.09	37.5	106.55	53.0	131.45	39.0	124.91	11.0	177.50	7.0	162.07	31.5	233.44	23.0	199.15
12/12	14.0	109.52	14.0	108.11	27.5	131.13	25.0	124.02	19.0	177.68	9.5	160.50	10.5	246.67	17.0	205.49
12/19	23.5	107.62	27.5	106.81	59.5	125.53	30.5	124.29	13.0	176.46	11.5	156.65	13.5	251.81	16.0	215.53
12/26	9.5	108.21	16.0	106.86	44.0	125.30	7.0	122.00	7.5	178.73	6.0	152.33	9.0	255.17	8.5	213.82
01/02	14.0	110.79	15.5	109.87	34.5	127.71	25.0	126.84	8.5	187.65	11.0	157.27	23.5	257.91	14.5	214.72
	1,444.5	104.65	1,352.0	103.30	2,292.0	126.24	1,608.5	122.38	767.5	159.41	522.0	151.76	969.5	272.62	1,169.5	235.10

All averages reflect true weighted averages.

# Beef Market Statistics

## Choice & Select Fabricated Boxed Beef Cuts

1997	Weekly Weighted Averages & Load Counts																
Week Ending	175 Bone-in Strip Loin				180 Bnls Strip Loin 12-14#				184 Top Butt 12-14#				189A Trmd Tenderloin 5#/dn				
	Ch Lds	Ch \$	Se Lds	Se \$	Ch Lds	Ch \$	Se Lds	Se \$	Ch Lds	Ch \$	Se Lds	Se \$	Ch Ld	Ch \$	Se Ld	Se \$	
01/03			0.5	201.00	3.5	261.71	4.5	220.11	6.0	159.92	5.0	142.60	1.5	735.33	0.5	680.00	
01/10	5.0	198.80			2.5	247.60	4.0	213.38	19.5	148.41	21.5	133.58	1.0	725.00	1.0	619.50	
01/17	2.5	214.60	0.5	177.00	1.5	282.33	1.0	221.00	14.0	155.98	13.5	135.07					
01/24	1.5	212.33			0.5	268.00	11.5	198.43	19.0	152.26	32.0	129.93	1.5	739.67	0.5	674.00	
01/31	0.5	205.00	1.5	164.67	2.5	254.80	18.5	187.32	17.0	145.47	13.5	122.67	2.5	654.00	1.0	655.00	
02/07	1.0	200.00	1.0	168.00	4.5	257.78	1.5	196.67	11.5	150.43	15.0	126.33	1.5	632.67	1.0	632.50	
02/14	0.5	200.00			1.5	263.67	10.0	198.55	17.5	149.23	16.5	139.52	3.0	593.67	0.5	615.00	
02/21	0.5	203.00	0.5	183.00	4.5	253.89	5.0	207.80	15.0	154.17	14.5	145.38	3.0	605.67	0.5	620.00	
02/28					5.5	285.91	5.0	245.00	11.5	181.87	19.0	160.97	2.0	640.00	1.5	640.00	
03/07	1.5	248.67			2.0	310.00	6.0	261.33	15.5	194.10	21.0	155.90	0.5	700.00	1.5	695.00	
03/14	1.0	235.00			7.5	306.80	8.5	248.59	19.5	182.13	33.0	146.83	2.0	678.75	1.5	648.67	
03/21	1.0	248.00			4.0	299.63	2.5	267.20	15.0	184.17	9.0	142.89				0.5	660.00
03/28	0.5	257.00			6.0	310.42	7.0	274.43	25.0	187.70	17.5	147.30	3.5	702.86	3.0	674.67	
04/04	0.5	235.00	1.0	218.00	8.5	300.85	4.0	265.50	19.0	180.95	19.0	144.08	1.0	702.50	2.5	670.20	
04/11	1.0	247.00	0.5	221.00	4.5	283.67	8.0	262.28	25.0	180.80	23.0	147.75	1.5	658.33	2.0	626.25	
04/18	1.0	260.00			5.5	307.82	4.5	271.11	14.0	189.89	14.0	163.61	3.5	678.57	3.0	657.50	
04/25	1.0	244.00	1.0	261.00	8.0	305.47	7.5	264.73	18.5	183.00	17.0	162.18	8.0	666.69	8.5	649.12	
05/02	0.5	275.00	0.5	235.00	13.5	315.96	13.5	258.70	21.5	185.51	14.0	165.46	10.0	660.00	5.0	641.80	
05/09	2.0	266.00	0.5	215.00	9.5	333.39	11.0	271.41	12.0	197.79	14.0	182.14	4.0	674.88	5.0	644.00	
05/16					8.5	346.26	7.5	266.33	11.5	187.70	9.0	182.11	2.5	670.00	3.5	632.71	
05/23					5.5	345.23	7.0	268.79	8.5	198.18	11.0	187.09	3.0	660.00	6.5	613.46	
05/30					0.5	355.00	5.0	264.70	15.0	200.43	17.5	183.26	4.0	650.50	6.0	611.33	
06/06					10.0	324.15	6.0	262.25	17.5	193.71	26.0	171.75	8.5	644.12	7.0	600.71	
06/13	2.0	251.50			13.0	290.65	14.5	249.69	19.0	180.45	31.5	155.35	6.5	632.12	4.5	571.11	
06/20	1.5	254.33			11.0	316.02	8.0	269.84	23.5	200.02	14.0	168.86	1.5	630.00	2.0	572.25	
06/27	2.0	260.00			6.5	324.15	7.5	269.33	8.0	210.31	11.0	175.82				1.5	560.00
07/04	1.0	259.00			5.5	306.18	6.0	260.96	7.0	205.43	5.0	166.20				1.0	549.50
07/11	0.5	255.00	1.0	234.00	5.0	289.30	9.5	249.89	6.5	194.77	28.5	142.45	2.5	614.00	4.5	509.33	
07/18	2.0	227.00			11.0	284.82	15.0	248.33	17.0	196.19	16.0	150.31	5.0	612.80	3.5	510.71	
07/25					5.0	287.10	12.0	252.54	12.0	201.54	20.0	154.15	2.5	622.00	2.0	527.50	
08/01	1.0	246.00			2.5	324.40	9.0	263.39	17.0	220.03	15.0	167.75	2.5	662.00	2.5	565.60	
08/08			0.5	209.00	2.5	304.40	9.0	250.44	10.0	208.30	13.0	155.42	3.5	651.71	1.0	542.00	
08/15	1.5	241.67	0.5	207.00	3.0	312.17	6.5	245.77	10.5	199.00	21.5	148.26	3.0	653.33	4.0	550.50	
08/22					5.5	320.45	7.0	250.57	11.0	213.59	12.0	153.33	1.5	659.33	1.5	552.00	
08/29					6.0	302.50	14.5	244.83	11.5	207.35	17.0	146.35	3.0	670.00	4.5	557.22	
09/05	0.5	223.00					3.5	230.43	4.5	195.89	10.5	136.76	1.0	680.00	2.0	561.00	
09/12	2.0	225.50	1.0	192.00	1.0	288.00	5.0	237.50	10.0	186.10	11.0	136.11	1.0	672.50	0.5	560.00	
09/19	1.0	231.00	0.5	194.00	2.0	308.50	0.5	256.00	12.5	174.44	11.0	136.77	1.0	682.50	1.5	608.33	
09/26					4.5	279.00	11.5	218.26	8.0	160.88	19.5	123.79	1.0	687.50	0.5	615.00	
10/03	1.0	243.50			3.0	300.25	7.5	219.13	7.0	160.00	9.5	121.95	0.5	715.00	1.0	628.00	
10/10	1.0	228.00			4.5	304.56	9.5	194.95	3.0	163.00	8.0	123.13				0.5	612.00
10/17	1.5	240.00			2.5	299.80	6.5	191.85	5.0	159.20	20.0	119.55	0.5	665.00			
10/24	0.5	222.00			4.0	310.63	0.5	195.00	3.0	174.67	1.5	123.00	1.5	687.33			
10/31					1.0	344.50	2.0	216.25	6.5	167.23	6.0	120.25	0.5	680.00			
11/07					1.5	327.33	2.5	222.10	9.0	158.22	13.5	117.91	1.0	690.00			
11/14			0.5	186.00			1.0	217.00	20.5	150.90	11.0	116.36				0.5	685.00
11/21			1.0	174.00	2.0	321.50	2.0	212.00	1.0	152.00	2.5	117.80	1.5	708.00			
11/28	2.0	224.00	0.5	156.00	1.5	288.33	2.0	202.50	1.0	151.50	2.5	114.00	2.0	719.50	1.0	712.50	
12/05	0.5	210.00			4.0	253.75	11.0	198.50	12.0	148.71	11.5	115.65				0.5	692.00
12/12							4.5	196.89	4.5	146.78	8.0	121.91	1.5	717.33			
12/19							5.0	204.10	14.0	144.75	17.0	123.71					
12/26					2.0	288.75	1.5	209.33	3.0	151.33	0.5	123.00	1.0	680.00			
01/02	2.0	221.00			6.0	260.67	3.5	202.86	6.5	153.54	6.5	135.46					
	45.0	232.44	13.0	198.92	236.0	302.05	357.0	237.78	652.5	178.78	770.0	146.37	113.5	659.30	102.5	606.26	

All averages reflect true weighted averages.

## Beef Market Statistics

### Choice & Select Fabricated Boxed Beef Cuts

Weekly Weighted Averages & Load Counts														
1997	189A Trmd Tenderloin 5#/up				193 Flank Steak				Inside Skirt		Pectoral Meat		Cap & Wedge Meat	
	Ch Lds	Ch \$	Se Lds	Se \$	Ch Lds	Ch \$	Se Lds	Se \$	Lds	\$	Lds	\$	Lds	\$
01/03	6.5	725.62	7.0	671.50	5.0	274.20	1.0	260.00	24.5	122.16	34.0	165.87	5.5	139.55
01/10	1.5	742.67	3.5	656.00	5.0	255.20	5.5	250.00	36.0	116.53	14.0	172.18	2.5	138.60
01/17	5.0	749.60	6.5	673.46	13.0	237.96	10.5	232.38	34.0	122.16	12.0	173.42	5.0	145.90
01/24	7.5	716.53	2.5	674.20	6.5	235.15	4.0	233.75	23.5	125.94	53.5	165.33	1.5	150.00
01/31	8.0	652.50	4.0	639.81	7.5	234.27	2.5	239.40	31.5	127.59	10.5	178.33	4.0	148.00
02/07	9.0	627.72	4.5	627.89	7.0	236.00	3.5	234.14	28.0	133.30	6.0	180.67	4.0	148.88
02/14	9.5	617.84	10.5	613.71	13.5	222.15	9.5	216.32	30.0	134.32	21.0	179.40	3.5	147.43
02/21	9.0	638.72	7.5	633.60	8.5	223.76	7.5	214.13	34.0	135.29	10.5	183.36	5.0	147.30
02/28	1.5	665.00	3.5	685.57	9.5	240.00	5.0	236.60	22.5	143.07	4.5	201.67	3.5	159.71
03/07	4.0	725.50	3.0	717.50	6.5	233.08	3.0	229.33	25.0	143.26	6.5	206.08	3.0	162.33
03/14	7.0	698.07	9.5	670.68	7.0	243.57	6.5	233.54	42.5	134.02	4.5	200.89	4.5	159.67
03/21	3.5	707.57	2.5	681.20	3.5	242.14	1.5	231.33	26.5	128.21	9.5	190.47	8.0	153.63
03/28	4.0	725.13	3.0	703.67	8.5	222.65	3.0	214.33	20.0	125.53	14.5	192.83	4.5	154.11
04/04	6.5	703.62	10.0	666.45	10.0	213.63	6.5	212.08	36.0	116.51	22.0	181.27	1.5	145.67
04/11	11.0	682.95	22.5	643.96	6.5	221.62	7.5	217.27	53.5	112.50	12.0	182.21	10.0	125.80
04/18	4.0	698.38	4.0	668.75	5.5	241.00	2.0	238.25	20.5	120.22	7.0	193.57	4.0	136.00
04/25	6.0	697.08	12.0	666.67	7.5	240.67	5.0	239.10	36.0	117.01	9.0	199.67	6.5	126.31
05/02	6.0	692.75	17.0	667.68	5.0	239.00	4.0	240.00	30.0	121.80	10.0	197.40	5.0	123.15
05/09	3.5	707.71	8.5	671.32	5.0	246.60	5.0	233.10	28.0	126.95	19.5	198.95	4.5	133.22
05/16	9.5	692.55	17.0	642.93	8.5	246.71	7.0	239.79	26.5	122.06	21.0	197.30	7.0	127.64
05/23	7.0	680.64	27.5	621.36	5.0	243.90	6.5	234.92	35.0	115.07	14.0	195.93	12.5	120.96
05/30	4.5	672.22	9.0	621.67	11.0	242.00	4.5	229.56	23.5	107.49	13.0	191.46	1.0	119.50
06/06	10.5	660.24	5.5	612.36	10.0	237.95	7.5	228.27	35.0	107.25	32.5	185.05	5.5	111.36
06/13	8.5	646.82	19.5	573.53	5.0	228.10	6.5	222.85	42.5	105.72	9.0	187.56	17.0	108.32
06/20	8.0	665.44	2.5	579.00	5.5	234.36	3.0	230.00	18.0	115.99	27.0	187.56	6.5	122.54
06/27	7.5	652.33	9.0	560.97	3.0	240.00	5.0	229.95	27.0	121.57	17.0	184.18	3.5	126.43
07/04	4.0	640.00	14.5	540.88	2.0	232.50	6.0	220.92	15.5	124.35	15.0	179.20	4.5	130.78
07/11	5.0	633.90	21.0	514.44	10.0	231.55	5.5	223.82	19.5	127.49	43.5	171.11	3.5	136.43
07/18	11.0	630.43	9.0	526.39	11.5	225.91	8.0	218.22	24.0	137.00	24.5	174.62	7.0	141.32
07/25	6.0	650.92	7.5	560.40	6.5	227.31	5.0	224.70	14.0	149.25	14.0	172.71	4.5	149.78
08/01	5.0	684.50	7.0	582.07	9.5	234.47	3.5	231.43	12.0	158.50	17.5	175.69	6.5	164.00
08/08	3.5	664.86	3.0	573.50	8.0	235.50	3.0	231.67	9.0	150.89	21.0	169.76	5.0	162.70
08/15	6.5	661.00	24.5	558.24	9.5	236.29	4.5	227.67	29.5	141.05	27.0	161.02	5.5	153.09
08/22	5.0	667.25	8.5	556.47	7.5	238.33	4.5	225.89	29.0	133.47	19.0	163.97	9.5	140.16
08/29	8.0	666.19	12.0	549.04	12.5	234.60	3.0	227.83	41.5	127.81	27.5	157.58	6.5	132.62
09/05	9.0	656.22	22.5	551.96	7.0	233.71	3.0	230.83	19.0	129.37	23.5	151.90	9.5	135.26
09/12	11.0	679.66	12.0	583.46	12.5	242.56	2.5	239.40	26.0	136.29	24.5	155.84	4.0	144.06
09/19	14.5	666.79	5.5	606.09	12.5	242.56	1.0	245.50	29.5	138.51	25.0	155.50	6.5	148.77
09/26	13.0	654.46	21.5	601.26	9.0	243.89	6.0	233.42	38.0	133.39	19.0	155.97	6.5	143.54
10/03	9.5	670.84	9.0	612.00	7.0	252.64	2.0	241.00	35.0	132.54	16.5	155.97	10.0	138.45
10/10	20.5	667.29	21.0	614.60	9.0	255.22	2.5	251.80	35.0	130.46	37.5	153.21	6.5	137.12
10/17	8.0	681.00	6.0	625.83	10.5	256.33	3.0	241.67	38.0	127.11	21.0	152.02	9.0	132.39
10/24	18.0	690.19	6.5	649.00	7.0	257.86	5.5	246.00	17.5	133.57	25.5	154.69	7.0	145.86
10/31	16.0	686.19	18.0	659.06	12.0	254.38	1.5	250.33	21.5	139.86	29.5	153.83	1.5	150.67
11/07	10.5	696.14	8.0	667.69	12.5	251.44	2.5	246.80	29.5	141.41	30.0	152.07	3.0	149.50
11/14	4.5	700.11	12.0	680.12	6.0	252.83	10.0	243.40	37.0	143.24	26.5	151.11	7.5	150.27
11/21	6.0	706.25	6.0	691.58	8.5	249.47	6.5	240.77	29.5	145.24	17.0	151.09	5.5	156.18
11/28	4.0	709.25	1.0	712.50	4.0	248.13	2.0	245.75	11.0	147.41	25.0	149.82	4.5	153.94
12/05	6.5	709.62	11.0	693.27	12.5	247.04	5.0	241.80	26.0	146.22	24.0	152.46	5.5	153.45
12/12	6.5	712.54	5.0	690.00	8.0	243.41	3.0	245.67	22.0	147.36	9.5	161.11	3.5	157.64
12/19	8.0	697.13	7.0	686.36	7.5	245.87	2.5	253.00	40.5	136.09	12.0	160.46	7.5	146.33
12/26	3.5	690.71	7.5	680.47	6.0	252.58	3.5	257.29	19.0	132.89	9.5	162.42	1.5	139.67
01/02	11.0	675.86	12.0	661.21	8.0	253.44	3.5	253.14	22.5	128.36	13.0	169.27	8.5	139.18
Total														
	402.5	676.43	530.0	617.95	425.0	240.23	241.5	232.47	1,480.0	128.96	1,011.5	169.12	299.0	139.14

All averages reflect true weighted averages.

# Beef Market Statistics

## Choice & Select Closely Trimmed Fabricated Boxed Beef Cuts

1997	Weekly Weighted Averages & Load Counts															
Week Ending	Chuck Roll, Neck-off				Chuck, Semi-Bnls				Clod, Special Trim				Brisket, Point-off			
	Ch Lds	Ch \$	Se Lds	Se \$	Ch Lds	Ch \$	Se Lds	Se \$	Ch Lds	Ch \$	Se Lds	Se \$	Ch Ld	Ch \$	Se Ld	Se \$
01/03	17.5	145.29	17.0	142.94	4.0	100.63	8.0	100.38	31.0	115.65	18.0	114.08	2.0	173.00	1.0	180.50
01/10	78.0	128.96	28.0	131.43	22.0	95.00	26.0	96.90	41.5	113.93	42.0	112.67	2.5	183.40		
01/17	36.0	131.90	45.0	129.19	4.0	98.00	17.5	100.46	42.5	124.60	7.0	125.29	2.0	187.50	0.5	195.00
01/24	41.0	125.54	34.0	125.54	3.0	98.00	15.0	96.67	26.5	120.79	11.5	120.13	2.0	187.75	0.5	196.00
01/31	56.5	119.97	44.0	119.74	9.0	94.17	49.0	93.57	32.0	116.27	15.0	116.00	1.0	177.00		
02/07	26.5	118.30	27.0	117.59	3.0	95.33	4.0	95.81	12.5	117.08	10.0	116.05			0.5	166.00
02/14	48.5	113.45	43.0	113.47	22.5	89.20	1.0	91.00	38.0	113.34	13.5	113.07	0.5	163.00	0.5	165.00
02/21	32.0	115.86	50.0	113.76	22.0	90.23	15.0	91.80	11.5	117.67	15.0	115.87	1.5	165.00	0.5	170.00
02/28	34.0	125.65	14.0	126.43	2.5	102.00	11.0	103.39	12.0	129.94	7.0	132.00	1.5	181.67		
03/07	32.0	118.13	27.5	118.91	6.5	97.46	26.0	95.51	10.0	119.60	30.0	115.82	1.5	187.00		
03/14	70.0	106.20	35.5	108.21	47.5	89.02	12.0	89.08	49.0	110.07	28.5	108.65	1.5	185.33		
03/21	34.0	110.37	15.5	111.94	11.5	89.70	3.0	90.50	24.0	108.88	26.5	109.36	2.5	182.80	1.0	171.00
03/28	35.0	107.81	17.5	109.10	12.0	87.75	4.0	89.13	34.5	105.35	23.5	104.78	2.5	176.60		
04/04	32.5	106.21	25.0	105.95	15.0	85.70	58.0	86.38	18.0	101.22	19.5	102.79	3.0	172.50	0.5	165.00
04/11	49.5	105.34	29.5	105.29	5.5	86.00	15.5	88.87	32.0	100.63	34.5	99.80	1.5	178.67	0.5	178.50
04/18	41.0	114.79	41.0	113.55	6.0	96.33	1.5	96.00	14.0	113.34	7.0	111.25	0.5	185.00	1.0	182.25
04/25	60.0	112.50	25.5	111.31	6.0	93.17	2.5	93.00	20.0	111.15	12.0	109.79	2.5	173.00		
05/02	36.5	113.75	30.0	110.65	3.0	93.33	0.5	98.00	24.5	113.07	14.5	112.78	0.5	173.00		
05/09	44.5	114.88	39.0	112.54	10.0	93.00	27.5	91.40	27.0	114.94	17.5	114.49				
05/16	20.5	111.59	66.5	106.54	10.0	93.00	57.0	90.64	41.0	110.74	16.5	110.45	1.0	163.50	1.0	157.50
05/23	37.5	112.52	17.5	111.77	14.5	92.69	6.5	90.46	14.0	111.61	6.0	113.75	1.5	148.00	1.0	156.50
05/30	26.5	113.23	20.0	111.69	15.0	94.80	27.0	88.20	32.0	106.02	38.0	105.63	1.5	146.67		
06/06	37.0	111.91	36.0	110.35	3.5	90.57	14.5	87.45	43.0	107.24	17.5	107.09	1.0	147.00	0.5	152.00
06/13	53.5	107.42	22.0	106.27	6.5	85.23	5.5	86.05	42.5	101.98	13.5	103.22				
06/20	47.0	109.30	28.0	107.12	10.0	88.05	10.0	86.60	38.5	103.74	25.5	104.27	2.0	152.13	0.5	155.00
06/27	61.0	101.20	62.5	98.94	22.0	79.86	13.0	80.48	66.5	97.42	52.5	96.64	0.5	150.00		
07/04	26.0	109.37	15.5	102.55	6.5	83.46	5.5	84.18	32.0	96.23	10.5	98.38				
07/11	26.0	114.03	23.5	104.52	14.0	84.93	14.5	85.81	36.0	101.13	43.0	98.35			0.5	149.00
07/18	22.5	124.58	36.0	114.51	6.0	97.00	3.0	93.17	38.5	108.94	39.5	108.37	1.5	147.00	2.0	147.25
07/25	21.0	137.13	17.0	124.26	10.0	97.00	35.5	95.13	39.5	112.06	21.0	111.55	0.5	147.00	1.0	156.50
08/01	20.0	141.79	24.0	127.43	17.0	100.29	17.0	98.56	51.5	112.78	20.0	113.16	1.0	167.00	0.5	168.00
08/08	38.0	133.00	45.0	120.59	11.0	96.64	6.5	97.27	30.0	105.53	24.0	106.02				
08/15	52.0	125.35	26.0	120.10	14.0	99.21	22.5	97.09	40.5	107.19	29.0	105.21	1.5	147.00		
08/22	50.0	130.75	32.5	122.18	25.0	99.58	22.5	98.70	63.0	110.17	37.0	110.04	1.0	151.00	0.5	148.00
08/29	27.0	134.59	43.5	123.01			8.0	99.34	69.0	112.93	40.5	111.51	0.5	138.00		
09/05	32.5	134.85	34.5	123.00	7.5	96.07	1.5	96.67	39.0	116.31	20.0	113.68	1.0	138.00		
09/12	32.5	138.22	28.0	125.63	16.5	103.45	30.5	100.02	28.5	119.94	30.0	118.28	3.0	145.83	0.5	144.00
09/19	42.5	136.41	42.5	127.03	15.0	100.00	14.0	97.29	37.5	123.97	63.5	122.33	2.0	170.75		
09/26	63.0	131.25	54.5	122.75	4.0	100.63	7.0	96.29	32.0	120.92	24.0	120.81	3.5	170.71	0.5	166.00
10/03	40.0	136.46	28.5	122.07	8.0	100.63	27.0	96.56	40.5	121.83	19.5	119.90	2.0	168.75	0.5	170.00
10/10	73.5	127.76	81.5	118.09	6.5	97.73	22.5	95.19	48.0	121.23	29.0	119.74	1.5	169.50	1.0	160.00
10/17	51.5	124.10	48.5	116.56	13.0	97.46	10.0	92.40	37.5	117.89	33.0	118.12	0.5	157.00	0.5	160.00
10/24	42.0	131.43	38.5	122.56	9.0	101.83	4.0	96.88	39.0	121.56	10.5	122.14	0.5	150.00		
10/31	30.0	136.17	21.0	127.76	5.5	99.86	6.5	101.15	35.5	121.94	28.5	122.03	1.5	145.50	2.5	144.80
11/07	41.5	136.06	31.5	129.13	7.5	100.60	10.0	97.08	43.5	118.10	29.0	118.36	2.5	147.20		
11/14	60.0	129.93	31.0	127.73	14.5	96.62	14.5	97.72	64.0	111.48	69.5	112.71	1.5	149.67	0.5	149.00
11/21	35.5	128.69	30.0	125.85	7.5	97.27	22.0	96.40	53.0	110.64	27.5	110.89	2.5	145.00		
11/28	29.0	126.76	32.0	121.91	13.0	96.31	14.0	96.14	17.5	109.37	11.0	109.55	0.5	144.00		
12/05	107.5	117.35	27.0	117.19	6.5	94.31	10.5	94.07	57.0	105.79	32.0	104.55	2.5	149.20		
12/12	82.5	108.67	52.0	111.38	6.5	91.38	38.5	89.72	53.5	105.07	38.5	104.58	3.5	149.00	0.5	145.00
12/19	110.5	104.23	81.0	105.73	14.5	90.31	11.0	88.95	112.5	101.12	37.5	103.31	3.5	152.86	2.0	148.25
12/26	25.5	107.20	22.5	107.59	2.5	92.30	2.0	98.00	22.5	104.51	11.0	104.34	1.5	156.00		
01/02	35.5	111.93	18.0	111.67	10.5	94.00	5.0	94.30	35.0	111.01	37.0	111.38	1.5	151.33		
	2,305.5	119.74	1,806.0	116.46	568.0	93.52	816.0	93.34	1,974.0	111.00	1,337.5	110.72	77.5	162.79	22.5	159.47

All averages reflect true weighted averages.

## Beef Market Statistics

### Choice & Select Closely Trimmed Fabricated Boxed Beef Cuts

Weekly Weighted Averages & Load Counts																
1997																
Week Ending	Bone-in Round w/Pld Knuckle				Bnls Round w/ Pld Knuckle				Bnls Round w/ Pld Knkl heel/o				Inside Round			
	Ch Lds	Ch \$	Se Lds	Se \$	Ch Lds	Ch \$	Se Lds	Se \$	Ch Lds	Ch \$	Se Lds	Se \$	Ch Lds	Ch \$	Se Lds	Se \$
01/03			2.0	114.25	1.0	135.00			4.5	144.33	17.0	131.91	11.5	134.74	1.5	132.33
01/10	2.0	116.00	0.5	119.50	2.0	134.00	6.0	129.25	18.5	136.76	19.0	130.51	33.0	126.01	37.5	126.49
01/17	0.5	118.00	1.0	113.00			21.5	121.84	7.5	140.93	8.0	141.25	33.5	124.99	8.0	127.63
01/24	5.0	113.20	4.0	112.00	1.0	134.00	1.0	125.00	15.0	136.43	6.5	130.31	31.5	121.26	8.0	124.72
01/31			6.0	107.50			18.5	110.36	11.5	130.37	42.5	120.05	20.0	120.75	14.5	122.93
02/07	1.0	111.00	1.5	108.00			5.5	114.00	6.5	129.38	7.5	128.73	14.0	122.96	9.0	119.83
02/14			1.0	106.00			22.5	118.67	12.5	127.24	6.5	125.69	32.0	121.05	13.5	118.00
02/21	1.0	113.00	0.5	110.00					9.0	130.83	18.0	129.51	27.5	127.16	12.5	129.32
02/28	1.0	123.00					1.0	138.00	10.0	146.10	12.5	145.80	10.5	145.90	3.0	143.00
03/07	0.5	123.00	2.0	122.00	6.0	134.17	3.5	136.57	7.5	145.73	5.0	144.00	10.0	143.75	13.0	144.81
03/14	2.5	115.80	1.0	115.00			1.5	127.00	21.0	132.81	1.0	132.00	27.0	135.30	63.0	130.13
03/21	2.0	119.00	20.0	112.40			11.0	125.82	14.5	135.52	7.0	133.86	25.0	134.64	22.5	134.24
03/28	2.0	113.00	2.0	113.00			12.0	119.25	7.0	132.86	4.5	133.50	12.0	133.50	5.5	133.73
04/04	2.0	113.00	4.0	110.63			0.5	124.50	4.0	130.50	22.5	124.00	18.5	127.74	11.0	127.61
04/11	1.5	111.00	3.0	111.33			2.0	122.00	8.5	129.82	30.5	125.05	34.0	127.82	11.0	127.00
04/18	0.5	118.50			3.5	129.71	1.0	136.50	6.0	137.50	5.5	137.05	5.0	140.20	16.0	134.56
04/25	0.5	111.00	31.0	109.68	2.0	133.00			3.5	134.43	7.5	127.87	18.5	136.93	16.0	130.83
05/02	5.0	114.65	2.0	112.25			2.5	116.80	12.0	130.92	27.5	125.11	13.0	139.15	16.0	132.75
05/09	1.5	113.33	17.0	110.29			9.0	116.00	8.0	135.19	5.0	132.20	16.0	146.25	9.5	136.76
05/16			3.0	113.33					11.0	132.27	31.5	125.51	30.0	142.85	20.0	131.68
05/23			5.0	108.00					12.5	132.68	8.0	126.06	21.0	142.29	32.5	131.16
05/30									6.0	133.58	5.5	126.09	17.5	139.80	15.0	130.77
06/06									2.0	126.25	3.0	121.50	27.0	136.88	24.0	129.92
06/13	0.5	104.00	1.0	106.00			3.0	111.67	11.5	124.65	15.0	117.50	28.0	131.16	11.0	127.32
06/20	3.0	107.00	1.0	122.00					7.0	123.82	3.5	120.64	24.5	135.65	35.0	129.49
06/27	2.0	102.50	1.5	101.67	2.0	114.00	21.0	109.57	7.5	120.80	38.5	114.03	32.0	131.00	30.0	124.55
07/04	1.5	104.83					2.0	107.00	20.5	118.54	3.0	114.33	19.0	127.55	16.0	125.27
07/11			1.0	101.00			3.0	109.00	14.5	121.38	3.0	118.50	31.5	127.56	13.0	124.33
07/18			5.0	105.80			2.0	113.00	7.0	128.07	21.5	124.70	39.0	128.64	32.5	127.51
07/25	2.5	112.80	3.5	109.57	5.0	123.00	1.5	121.00	14.5	132.48	36.0	121.49	41.5	128.36	47.5	125.86
08/01	0.5	116.00	2.0	120.00	1.0	134.75			16.0	137.72	1.0	136.00	22.0	134.73	17.0	133.04
08/08			3.0	112.50	0.5	129.50	2.5	122.80	8.5	135.65	14.0	125.36	49.0	132.63	43.5	125.66
08/15	0.5	110.00	2.5	110.80			5.0	128.80	14.0	131.04	14.5	129.02	16.5	127.52	15.5	124.29
08/22	0.5	116.00			1.0	125.00	4.0	122.75	6.0	135.67	4.0	132.50	34.0	130.78	15.0	125.80
08/29					5.0	130.00	2.0	124.00	2.5	138.60	15.0	130.50	29.5	126.31	33.5	125.24
09/05	0.5	117.00			0.5	132.00			11.5	136.39	8.5	132.53	21.0	126.88	32.0	125.35
09/12			5.0	115.50	0.5	138.00	1.0	126.00	7.0	144.93	5.5	139.00	39.0	134.77	27.0	128.69
09/19			1.0	121.00			6.0	126.67	6.5	141.27	4.5	139.28	30.5	131.43	17.5	126.80
09/26	1.5	118.67	17.0	113.00			39.5	122.41	10.0	138.95	22.5	137.83	19.0	129.84	28.0	123.20
10/03					5.0	135.00	10.0	122.75	19.0	140.24	10.0	130.00	18.0	131.35	44.5	120.87
10/10			1.5	115.67	3.0	134.00	2.0	122.00	12.0	139.38	64.5	128.63	21.5	131.16	44.0	121.88
10/17			2.0	112.50			5.0	120.00	15.5	134.87	9.0	129.89	23.0	128.17	38.0	122.11
10/24	2.0	116.00	3.0	116.00	5.0	138.40	6.0	125.83	8.0	141.88	2.0	131.88	26.5	132.43	11.5	126.91
10/31			1.0	113.00					24.0	136.38	4.0	135.19	27.0	131.58	15.5	128.58
11/07	7.0	117.43	5.0	116.00	2.0	137.38	2.0	121.00	13.5	135.93	2.0	135.75	29.5	130.27	31.0	125.76
11/14			1.5	115.67					19.0	136.61	7.0	133.14	37.5	126.25	32.5	123.26
11/21	0.5	114.00	10.5	112.90			3.0	122.00	9.5	133.89	19.5	126.15	33.0	124.02	30.5	122.52
11/28	4.0	112.00	2.5	111.00	4.5	123.00	1.0	121.00	8.5	132.24	2.0	130.50	13.0	126.00	12.0	122.50
12/05					1.0	140.00	25.0	120.68	4.0	132.00	43.5	126.18	18.5	122.04	23.0	121.96
12/12	1.0	114.00	2.0	106.50	4.5	125.44	21.5	117.85	11.0	133.16	7.0	128.07	24.0	124.58	15.0	123.72
12/19	1.0	114.00	3.5	109.43	5.0	130.00	4.0	121.25	24.5	132.27	18.0	129.28	19.5	130.00	16.0	126.44
12/26			5.0	109.80	3.0	128.00			4.0	133.50	3.0	129.67	27.5	126.77	6.5	128.42
01/02									10.5	136.24	1.0	132.00	7.0	134.21	10.5	129.48
	57.0	113.71	187.5	111.44	64.0	130.47	291.0	119.74	566.0	133.72	704.0	127.12	1,289.5	130.39	1,127.0	126.77

All averages reflect true weighted averages.

# Beef Market Statistics

## Choice & Select Closely Trimmed Fabricated Boxed Beef Cuts

1997	Weekly Weighted Averages & Load Counts															
Week Ending	Inside Round, Denuded				Flat & Eye Combination				Flat & Eye Combo, Heel/out				Top Butt, Bnls			
	Ch Lds	Ch \$	Se Lds	Se \$	Ch Lds	Ch \$	Se Lds	Se \$	Ch Lds	Ch \$	Se Lds	Se \$	Ch Ld	Ch \$	Se Ld	Se \$
01/03	1.0	153.00	0.5	146.00	6.0	134.33			3.0	148.33			18.0	180.50	24.0	158.29
01/10	10.5	148.50	2.0	147.88	7.0	134.14			16.0	135.00	5.5	137.73	16.0	177.91	14.0	156.54
01/17	2.5	144.80	1.5	147.17	4.0	143.63			10.0	138.10	1.0	144.00	11.5	178.41	14.5	158.60
01/24	5.0	140.00	0.5	140.00					8.0	138.63	2.5	144.40	23.0	174.65	20.0	148.21
01/31	5.0	139.10	6.5	133.77					6.5	136.62	7.5	138.93	21.5	167.05	26.5	145.30
02/07	2.0	140.25	1.0	136.50	2.5	144.20	2.0	141.00	5.0	132.40	6.0	135.50	16.0	171.41	13.5	144.15
02/14	4.5	140.67	0.5	140.00	1.0	134.00			10.0	135.30	8.0	133.88	14.5	170.84	15.5	158.19
02/21	11.0	154.45	2.0	146.75	2.0	133.00			3.5	134.71	8.0	136.38	22.0	178.25	6.5	166.62
02/28	4.0	170.88	4.0	161.13					10.0	136.10			16.5	201.70	17.0	183.41
03/07	2.0	171.00	11.0	152.18					19.5	146.64	6.0	145.75	17.5	214.69	18.0	181.11
03/14	6.0	158.75	2.0	145.00	1.0	133.00	12.0	120.00	5.5	140.09	5.0	140.20	19.0	206.16	34.0	166.00
03/21	2.5	159.40	1.0	152.00					1.5	142.00	1.5	140.33	34.5	210.35	42.0	165.20
03/28	7.5	155.27	0.5	152.00			0.5	138.00	7.5	140.93	9.5	137.74	14.5	215.03	12.5	167.32
04/04	6.0	149.67	0.5	148.00					7.0	129.43	6.0	133.17	14.5	212.05	24.0	170.70
04/11	2.0	149.50	4.5	140.22	15.0	120.20			17.5	127.66	15.5	126.68	17.5	208.91	24.5	165.66
04/18	1.0	159.50	3.0	157.33					10.0	137.05	5.5	133.45	17.0	220.56	25.0	184.63
04/25	8.0	154.94	1.0	153.00	2.0	125.75	4.0	123.00	13.0	127.00	7.5	124.33	14.5	214.90	22.5	184.53
05/02	7.5	155.33	2.0	149.50					9.0	128.44	8.0	122.38	29.5	212.31	22.0	192.39
05/09	3.0	159.33	2.0	157.75	3.5	127.00	2.0	119.00	16.5	131.21	16.0	125.91	23.0	223.52	16.0	203.92
05/16	0.5	156.00	3.5	143.71			22.0	117.00	9.5	126.47	10.0	119.80	26.5	221.11	34.5	201.46
05/23	2.5	163.60	3.0	141.67	6.5	114.15			8.0	117.50	1.0	116.00	16.5	227.45	18.5	213.39
05/30	4.0	167.88			29.0	112.74	6.0	111.83	8.0	110.00	6.0	113.00	15.0	227.13	11.5	208.29
06/06	4.5	156.44	4.0	156.00	8.0	110.25	3.5	109.71	22.0	112.36	8.0	112.50	27.5	223.73	22.0	199.01
06/13	5.5	148.27	1.0	141.50	1.0	111.00	33.0	105.32	11.0	109.00	6.0	108.17	24.5	214.98	42.0	185.82
06/20	4.0	157.25	0.5	152.00	2.0	111.00	14.0	108.00	11.0	112.91	9.5	109.89	16.0	228.06	10.5	187.76
06/27	6.0	145.25	0.5	149.00	4.0	109.00	2.0	105.00	16.5	107.97	9.5	106.58	9.5	235.42	16.0	187.16
07/04	1.5	147.67			1.0	110.50			16.0	109.44	7.5	105.87	15.5	220.45	19.5	189.00
07/11	2.5	145.20	1.5	148.67	6.0	112.00			12.5	112.64	12.5	111.92	12.5	214.12	17.0	175.71
07/18	1.5	150.00			7.0	115.50	3.5	114.71	10.0	115.00	4.0	112.25	13.0	217.29	43.5	173.56
07/25	4.0	147.88	0.5	139.00	1.0	127.50			12.5	121.28	9.0	116.89	16.0	233.88	40.0	174.89
08/01	4.5	155.22			10.0	137.05			6.0	135.00	3.5	136.29	7.5	246.23	21.5	189.00
08/08	2.0	152.88	0.5	148.00			3.0	131.00	11.5	133.91	24.5	125.92	13.0	237.88	16.5	176.06
08/15	2.5	146.20	1.0	152.00	4.0	135.50			20.0	135.60	7.0	128.86	7.5	234.20	10.5	173.57
08/22	1.5	147.33	2.5	152.60					24.5	139.49	18.0	136.64	8.0	235.69	19.0	177.99
08/29	1.5	142.00	0.5	138.00			3.0	134.00	26.5	138.79	18.5	133.70	9.5	227.84	16.0	167.20
09/05	4.0	148.00	1.0	140.00			20.0	130.50	7.0	141.43	9.5	137.74	5.0	205.40	8.5	154.41
09/12	2.0	149.75	1.5	148.00	3.0	138.83			20.0	145.35	15.5	139.71	14.5	201.48	39.0	155.28
09/19	3.0	157.17	1.5	151.00					12.0	148.33	9.5	144.13	32.0	196.78	39.5	153.20
09/26	2.0	143.00	1.0	137.00	1.0	140.00			19.5	143.77	14.0	138.57	14.0	189.32	31.0	146.25
10/03	3.5	151.00	2.0	149.00	21.5	140.31	0.5	130.00	18.5	142.46	19.0	136.05	19.0	184.97	15.0	145.30
10/10	3.0	161.50	1.0	152.00			18.0	130.00	11.0	137.36	12.5	133.04	20.5	182.17	36.0	139.18
10/17	2.5	151.40	2.0	142.00	1.0	131.75	19.0	123.00	14.5	134.55	18.0	129.63	6.5	185.54	29.0	137.72
10/24	7.5	152.93			6.0	137.75	3.0	137.00	16.0	137.13	13.5	132.22	10.5	183.19	10.5	137.43
10/31	7.5	152.27			0.5	136.00			25.0	140.32	21.0	139.05	8.5	184.94	22.0	133.25
11/07	2.0	148.25	0.5	148.00	19.5	134.95	2.0	135.00	28.0	140.46	19.0	137.13	13.5	178.15	10.0	131.25
11/14	3.0	147.67			2.0	138.25			14.5	143.24	11.5	142.35	30.5	169.68	65.5	129.58
11/21	4.0	144.25	2.0	143.00					11.5	142.30	9.5	141.00	16.5	167.88	22.5	131.78
11/28	2.0	142.50	1.5	132.83			2.0	132.50	4.0	145.25	3.0	139.00	18.0	163.94	29.0	126.10
12/05	2.5	139.60			2.0	138.00			12.0	136.08	16.0	135.22	18.0	161.61	28.5	132.54
12/12	2.0	148.50			2.0	136.00	1.0	120.50	12.0	137.08	8.5	135.03	23.5	164.59	18.5	136.84
12/19	3.0	145.33	1.0	148.00	1.0	128.00			9.5	137.68	12.5	135.60	39.5	163.00	21.0	139.00
12/26	1.5	149.67	1.0	148.00					4.5	136.22	6.5	135.62	21.0	165.40	6.5	144.85
01/02	0.5	160.00	2.0	155.00	3.0	136.00			8.0	140.63	6.5	139.08	5.0	174.60	13.5	151.70
	195.0	151.61	83.0	147.56	186.0	126.87	176.0	119.11	652.0	133.04	499.0	130.95	914.5	197.61	1,196.0	162.81

All averages reflect true weighted averages.



## Beef Market Statistics

### Choice & Select Closely Trimmed Fabricated Boxed Beef Cuts

Weekly Weighted Averages & Load Counts																
1997	Butt Tender, peeled				Strip Loin, 1x1, bone-in				Strip Loin, 0x1, bnls				Shortloin, 0x1			
	Ch Lds	Ch \$	Se Lds	Se \$	Ch Lds	Ch \$	Se Lds	Se \$	Ch Lds	Ch \$	Se Lds	Se \$	Ch Lds	Ch \$	Se Lds	Se \$
01/03	3.0	704.33	1.5	598.67	12.0	281.29	0.5	242.00	3.5	349.00	11.5	279.00	12.5	345.82	16.0	296.59
01/10	2.0	700.75	3.5	600.71	6.5	273.15	5.0	240.00	4.0	337.13	6.5	294.62	20.0	319.40	35.5	277.54
01/17	5.5	680.00	7.5	582.23	6.5	283.23	6.0	227.00	5.5	351.45	19.5	286.24	23.0	339.24	14.0	275.09
01/24	2.5	661.00	1.5	590.00			0.5	294.00	6.0	351.17	11.5	276.70	24.5	343.90	21.5	271.31
01/31	2.0	626.50	2.5	591.30	2.0	285.25	5.0	220.80	4.5	344.00	10.0	264.93	15.5	332.19	32.0	264.69
02/07	4.0	603.75	3.0	588.67	4.0	274.25	4.0	221.00	8.0	340.56	5.0	265.80	6.0	313.33	16.0	275.25
02/14	4.5	600.44	5.0	579.40	23.0	271.52			4.5	336.67	9.5	273.29	17.5	323.03	31.0	267.02
02/21	5.5	582.45	3.5	570.00	0.5	282.00			4.5	360.33	7.0	286.43	11.5	341.04	10.5	286.67
02/28	0.5	650.00	1.0	576.50	2.5	331.20	1.0	278.50	1.5	401.33	3.0	328.67	4.0	394.13	10.5	339.86
03/07	7.0	620.64	8.0	586.25	3.0	340.58	1.0	283.00	6.5	413.23	8.0	330.75	8.5	396.76	12.0	341.58
03/14	8.0	621.56	5.0	589.30	1.5	325.00	8.0	258.94	10.5	393.05	15.5	338.35	22.0	383.20	22.5	330.46
03/21	1.0	662.50	2.0	603.75	6.5	328.85	2.5	286.40	4.5	410.89	3.0	338.67	11.0	396.86	10.5	348.67
03/28	4.5	638.33	4.5	625.89	2.5	348.00			4.0	424.63	3.0	352.50	11.0	401.23	7.5	354.73
04/04	5.0	640.20	8.0	608.16			2.0	290.75	5.5	410.45	4.0	359.38	23.5	394.52	18.0	350.28
04/11	4.5	637.56	4.5	606.22	20.0	322.30	6.5	279.85	13.0	394.23	8.5	345.79	28.5	372.49	19.0	339.95
04/18	5.0	654.40	5.5	626.45			9.5	294.16	0.5	427.00	7.0	364.79	13.0	392.25	13.5	357.02
04/25	6.0	650.33	9.0	614.11	2.0	343.00	4.0	276.25	1.5	448.00	10.5	329.52	14.5	389.76	22.5	345.60
05/02	4.5	652.56	6.5	606.65	3.5	364.14	4.5	290.22	5.5	435.09	7.0	353.29	20.0	396.85	23.5	343.20
05/09	6.0	661.83	9.5	613.42	2.0	347.00	10.5	291.76	3.0	479.17	4.5	365.67	24.0	421.69	33.5	349.65
05/16	3.0	666.83	7.0	617.57	8.0	380.38	17.0	286.85	9.5	484.79	11.0	360.70	18.5	421.97	42.5	340.01
05/23	5.0	663.00	5.5	617.05	11.5	382.17	12.0	284.58	11.5	475.98	6.0	368.50	20.5	407.22	42.5	333.59
05/30	2.0	675.00	6.0	616.75	1.5	378.00	12.5	292.12	7.0	473.64	4.0	357.00	16.0	398.61	30.5	331.05
06/06	2.5	674.80	6.0	615.00	4.5	351.22	21.0	290.98	10.0	455.05	7.0	354.71	22.0	384.83	44.5	330.71
06/13	3.5	666.43	7.5	602.80	14.5	336.69	5.0	293.60	12.0	420.13	9.5	356.95	35.5	369.58	31.0	325.76
06/20	2.0	675.00	1.5	608.33	7.5	354.73	2.5	316.00	6.5	447.38	10.5	370.62	18.5	382.00	24.5	338.37
06/27	2.0	676.63	1.5	605.00	7.0	345.71	2.5	317.80	5.5	460.27	7.0	358.68	12.5	383.16	10.5	348.71
07/04	2.5	661.60	4.5	583.33	3.5	350.50	1.0	310.00	1.5	445.33	5.5	349.09	9.0	364.83	16.5	330.97
07/11	4.5	638.67	11.0	534.66	9.5	307.24	12.0	271.42	7.5	410.33	10.5	340.76	27.0	349.19	56.5	307.27
07/18	6.5	630.69	6.0	505.33	6.5	315.12	8.0	279.81	6.0	390.75	9.5	342.68	29.0	339.54	37.0	300.48
07/25	3.0	613.33	5.5	493.73	5.0	317.10	4.5	278.17	5.0	390.40	5.0	352.55	26.0	346.90	34.0	307.43
08/01	7.5	634.47	2.5	509.00	7.5	342.73	6.0	293.25	2.5	422.20	6.0	355.58	13.5	378.37	21.0	324.63
08/08	4.5	599.78	5.5	493.64	1.0	350.00	2.5	275.20	8.5	421.68	13.0	343.63	13.5	372.22	37.5	311.52
08/15	5.5	599.64	7.5	494.07	3.5	331.71	1.5	281.67	4.5	414.44	4.5	337.56	11.5	360.96	15.0	301.97
08/22	6.5	614.85	4.0	502.25	9.5	333.05	1.0	280.00	5.0	421.90	8.0	345.69	9.5	354.47	32.0	315.54
08/29	5.0	592.00	8.5	497.65	0.5	315.00	5.0	274.30	11.0	403.59	6.5	330.00	15.5	361.71	30.0	302.03
09/05	3.5	593.00	9.0	497.58			9.5	240.21	11.5	380.70	5.0	313.80	13.0	336.62	52.0	288.06
09/12	6.0	610.83	5.5	526.64	4.0	311.25	8.0	253.50	7.0	373.25	5.0	305.00	35.0	338.84	52.5	280.40
09/19	5.0	595.60	7.0	534.86	8.0	294.69	2.0	253.00	6.5	371.46	9.5	301.42	23.5	339.11	25.5	286.84
09/26	6.5	596.23	7.5	534.33	1.0	293.00	8.0	254.31	3.0	369.33	11.5	264.39	15.0	326.93	47.0	273.22
10/03	9.0	621.89	10.0	536.25	0.5	293.00	5.5	230.91	6.0	375.00	6.5	264.62	15.0	335.03	23.5	271.57
10/10	8.5	644.06	4.0	537.00	6.5	297.15	2.5	211.80	18.0	375.06	19.0	254.05	17.0	344.18	51.0	264.32
10/17	2.5	641.00	5.5	541.91	3.0	299.58	6.0	210.00	4.5	368.78	12.0	248.96	20.0	335.38	55.0	258.72
10/24	6.5	676.96	9.0	575.22	3.5	306.57	2.5	233.00	7.5	386.27	1.5	282.67	13.0	349.04	21.0	270.44
10/31	2.5	687.60	8.0	580.63	3.5	320.71	1.0	255.25	7.5	398.20	3.5	289.71	9.5	362.03	18.5	274.89
11/07	3.0	693.67	6.0	623.75	3.0	320.83	3.0	262.00	10.5	405.05	5.5	299.55	8.0	362.94	17.5	277.97
11/14	3.5	701.00	4.5	623.33	4.5	318.22	1.0	241.00	7.0	403.86	4.0	285.63	19.5	346.13	17.5	282.23
11/21	3.5	705.57	5.5	641.82	10.5	298.90	4.5	211.22	10.0	384.90	8.0	262.75	21.0	327.36	24.0	272.59
11/28	1.5	708.67	1.5	639.00			6.0	210.00	7.0	362.21	3.0	255.17	12.5	312.60	11.0	254.14
12/05	3.0	702.67	3.0	638.67	8.0	281.13	1.0	219.00	17.0	360.31	5.5	255.00	28.5	306.44	20.0	252.00
12/12	1.0	695.00	3.5	635.07	1.5	295.00	16.0	220.44	8.0	371.00	17.0	251.51	8.0	317.78	11.5	250.67
12/19	1.5	691.33	6.0	623.33	2.5	302.00	1.0	211.00	5.0	374.60	12.5	258.54	17.5	326.76	21.5	261.53
12/26	2.5	684.80	6.0	621.38	1.0	298.00			4.5	367.89	1.5	268.67	9.0	329.00	4.0	273.75
01/02	3.5	658.00	3.5	620.00	5.5	285.45	7.0	224.71	5.5	364.55	6.5	279.46	15.0	334.20	11.5	274.83
	219.5	640.94	286.5	575.39	266.0	316.86	268.5	264.02	356.0	398.18	415.0	308.70	908.5	358.04	1,359.5	300.65

All averages reflect true weighted averages.

1997

NATIONAL CARLOT MEAT TRADE  
REVIEW

Processing Beef



Livestock and Seed Program  
Livestock and Grain Market News Service  
Des Moines, Iowa

# Beef Market Statistics

## Beef Coarse Grinds and Coarse Grind Blends

1997	Weekly Weighted Averages & Load Counts											
Week End	Coarse Grinds										Coarse Grind Blends	
	73%		75%		81%		Round		Chuck		73%	
01/03	21.5	75.78	10.5	79.00	16.5	81.52	3.0	99.08	36.5	83.60	18.0	79.11
01/10	58.5	75.56	66.5	75.63	49.0	81.63	9.5	101.11	65.0	84.44	19.0	78.11
01/17	43.0	81.95	13.5	84.15	40.0	85.71	8.0	107.44	23.5	93.50	29.0	80.71
01/24	47.0	76.96	18.0	77.31	24.0	83.93	8.0	104.88	35.5	87.27	24.5	79.41
01/31	123.5	66.76	81.5	65.91	59.0	77.42	5.5	103.82	69.5	82.03	20.5	76.12
02/07	54.0	66.42	17.0	67.47	46.0	76.92	6.0	99.75	48.0	79.79	24.5	73.92
02/14	47.0	65.97	7.0	67.79	43.5	76.14	14.5	94.93	45.0	80.46	22.0	73.18
02/21	62.0	66.91	21.5	70.60	27.0	77.74	11.0	90.18	32.0	80.93	26.0	74.54
02/28	44.5	72.14	10.0	74.80	24.0	81.48	7.0	95.43	36.5	84.20	14.5	75.86
03/07	69.5	74.91	7.5	78.53	59.5	85.69	6.0	105.29	33.5	89.14	16.0	83.09
03/14	43.5	75.97	15.5	79.92	16.5	89.86	7.0	106.36	26.0	93.50	15.0	84.40
03/21	61.5	75.13	29.5	78.05	35.5	86.61	8.5	102.41	30.0	88.67	16.0	81.44
03/28	52.5	74.88	14.5	74.14	38.5	84.51	6.0	97.58	64.5	86.52	17.0	79.85
04/04	55.5	75.55	4.5	78.89	33.0	87.75	14.5	99.52	61.5	88.08	11.0	81.55
04/11	33.0	78.61	6.0	82.08	24.5	88.79	2.5	96.20	28.5	91.31	25.0	82.12
04/18	54.0	86.78	8.5	91.53	13.5	98.11	4.0	103.25	26.5	101.13	19.0	86.95
04/25	37.0	85.14	36.0	86.04	23.5	96.15	17.0	104.35	49.0	98.73	25.0	86.54
05/02	65.5	79.40	41.5	82.17	34.5	92.25	11.5	102.20	43.0	95.86	27.5	86.44
05/09	41.5	77.01	1.0	84.00	42.0	87.88	6.0	104.17	24.0	94.15	32.0	86.03
05/16	25.0	79.56	9.0	81.11	20.5	88.51	11.0	104.59	24.0	95.11	37.5	84.76
05/23	50.0	75.29	25.0	74.28	43.5	84.22	7.5	102.67	24.0	89.86	41.5	84.82
05/30	59.5	72.02	50.5	74.89	46.0	80.33	8.0	100.38	36.0	83.49	23.5	80.13
06/06	47.5	70.48	15.0	72.13	60.0	79.54	7.5	97.80	64.0	82.17	31.5	75.62
06/13	53.0	69.23	5.0	71.60	26.5	75.75	8.5	91.82	32.5	84.75	25.0	74.04
06/20	17.0	80.06	8.0	79.69	21.5	85.12	0.5	102.00	13.5	91.43	17.5	82.03
06/27	20.0	79.01	11.0	79.43	12.0	87.40	11.5	99.11	14.0	93.89	38.0	85.72
07/04	38.0	74.18	39.0	74.29	21.0	82.79	3.0	96.17	20.5	86.93	35.5	83.86
07/11	70.0	71.89	33.5	72.01	56.5	79.60	15.5	91.90	48.0	83.99	20.0	78.95
07/18	72.0	72.55	50.0	73.90	47.0	82.51	14.0	92.38	29.5	87.49	25.0	80.68
07/25	50.0	74.87	21.0	73.79	25.0	82.85	11.0	89.52	23.0	87.43	26.0	81.65
08/01	34.0	77.10	5.0	78.80	20.5	89.32	16.0	94.47	38.0	90.93	29.0	83.14
08/08	80.5	76.02	40.5	78.59	40.0	85.52	13.0	96.44	38.5	89.66	26.0	83.00
08/15	24.5	77.22	6.0	79.83	25.5	83.88	4.5	98.00	26.0	91.25	18.5	80.97
08/22	24.0	79.75	4.0	82.50	16.5	89.91	11.5	99.48	14.5	93.10	26.0	82.31
08/29	71.0	67.74	14.0	72.14	20.5	84.91	12.0	96.52	25.0	85.84	22.5	80.87
09/05	70.0	62.41	45.5	66.89	40.5	75.56	11.0	92.73	64.5	80.83	15.0	72.60
09/12	38.0	69.19	6.0	71.50	26.0	79.60	10.0	93.58	29.5	83.84	15.5	71.23
09/19	48.5	69.16	22.0	69.91	21.0	79.17	14.0	92.54	36.0	84.18	35.0	72.17
09/26	26.5	68.11	3.5	69.43	39.0	77.53	2.0	92.00	69.0	81.62	33.0	71.06
10/03	51.0	70.47	37.5	72.32	37.5	82.61	8.0	92.72	39.5	83.92	25.0	71.12
10/10	47.0	70.73	12.5	72.88	23.5	79.63	24.5	91.21	44.0	83.45	32.0	72.22
10/17	26.5	71.15	22.5	70.27	24.0	79.13	11.5	91.26	27.5	82.42	32.0	71.19
10/24	39.5	72.37	27.0	73.41	23.0	80.83	12.5	94.62	20.5	86.35	26.0	71.77
10/31	32.0	70.68	6.0	75.17	29.5	82.71	10.0	95.80	23.0	83.50	35.0	71.71
11/07	47.0	67.80	19.5	70.05	19.0	79.47	10.5	96.76	48.0	82.63	33.0	71.12
11/14	55.5	68.79	41.5	71.76	29.0	79.45	10.5	96.14	57.5	81.96	34.0	71.94
11/21	21.5	73.51	8.0	74.19	14.5	82.62	12.5	94.72	45.0	84.14	29.0	73.34
11/28	16.5	75.21	26.5	75.25	12.5	82.64	8.5	94.53	28.5	85.43	27.5	75.18
12/05	48.0	70.33	3.5	74.43	24.5	81.14	12.0	94.88	23.0	86.14	31.5	73.43
12/12	57.0	71.75	8.5	74.24	30.5	85.32	5.0	97.00	22.0	88.14	28.0	75.36
12/19	18.0	74.49	6.0	76.67	21.5	84.93	14.0	100.04	39.0	87.83	33.5	76.07
12/26	8.5	72.47	3.0	78.67	9.5	86.16	8.0	99.34	13.5	88.19	27.0	79.78
01/02	33.0	73.83	12.0	76.58	35.5	84.25	7.5	103.60	20.0	88.03	26.0	77.08
	2,434.5	72.91	1,057.5	74.39	1,613.0	82.82	502.5	97.12	1,899.0	86.31	1,362.5	78.18

All averages reflect true weighted averages.

## Beef Market Statistics Beef Coarse Grind Blends

1997 Weekly Weighted Averages & Load Counts														
Week End	Coarse Grind Blends													
	75%		80%		85%		90%		Round		Chuck		Sirloin	
01/03	3.0	81.00	7.5	84.47	4.5	96.11	5.5	111.00	6.0	101.00	10.0	89.30	2.0	105.00
01/10	5.0	81.00	7.5	84.47	9.0	92.78	6.5	111.08	7.5	98.80	17.0	87.06	7.0	118.43
01/17	6.5	83.15	7.5	86.87	7.5	96.20	11.0	109.68	9.0	100.89	20.0	92.15	4.0	118.25
01/24	9.0	82.50	15.5	86.97	7.0	97.71	16.5	103.23	10.5	104.00	18.5	92.24	6.0	107.50
01/31	5.5	76.09	9.5	86.05	9.0	95.06	10.5	106.95	26.5	100.49	21.0	88.07	4.5	119.11
02/07	10.0	74.70	5.5	84.00	9.0	91.89	11.0	108.59	5.5	100.27	26.5	86.81	5.0	114.00
02/14	7.5	73.80	7.5	81.37	8.0	87.63	11.5	107.74	8.0	98.13	12.5	85.64	3.5	111.43
02/21	11.5	74.43	6.0	81.17	4.0	90.00	10.0	111.15	14.0	99.75	11.0	86.09	5.0	113.60
02/28	5.0	76.60	9.0	84.78	6.5	93.54	9.0	108.17	9.0	100.22	11.0	88.27	5.0	113.80
03/07	4.0	81.75	8.5	90.35	7.0	100.86	6.5	112.46	10.5	104.76	13.5	93.33	6.0	116.00
03/14	4.0	85.00	6.0	93.00	4.0	103.00	7.5	116.00	5.0	107.50	10.5	94.62	5.5	119.55
03/21	9.0	79.56	5.0	91.40	3.0	103.67	7.0	114.64	10.0	107.20	17.0	93.44	8.0	124.38
03/28	5.0	82.05	6.0	92.17	5.5	104.27	7.5	114.90	8.5	103.47	10.5	92.00	4.5	120.67
04/04	4.0	85.00	8.0	93.75	8.0	102.38	4.0	118.00	13.0	105.92	12.0	93.17	5.0	120.20
04/11	14.0	83.36	9.0	93.89	4.0	105.00	5.0	117.00	21.0	105.00	17.0	94.65	9.0	121.89
04/18	4.5	88.00	4.0	95.25	5.5	105.18	8.0	117.13	16.5	110.64	15.0	98.73	7.0	123.64
04/25	6.0	90.50	4.0	100.75	6.0	108.33	6.0	117.17	34.0	107.53	20.0	100.35	10.0	125.60
05/02	5.0	87.00	4.0	97.25	6.0	107.50	6.0	117.67	11.5	106.48	29.5	102.54	5.0	121.40
05/09	5.5	85.00	5.0	95.10	9.0	106.44	6.0	117.67	18.0	111.56	19.0	100.89	8.0	125.00
05/16	11.0	87.18	5.0	96.20	10.5	106.14	5.5	117.09	20.0	109.08	18.5	98.92	16.0	131.75
05/23	5.0	81.60	6.0	87.00	5.5	100.09	7.0	116.86	12.0	109.29	19.0	98.47	6.0	126.83
05/30	5.0	75.00	4.5	91.56	11.0	102.16	8.5	112.82	14.5	107.10	36.5	100.56	10.0	131.00
06/06	5.0	72.00	6.0	85.00	9.0	97.44	7.0	112.57	21.0	98.95	18.0	91.78	4.0	118.50
06/13	6.0	70.00	5.0	82.20	9.5	91.42	10.0	103.70	24.0	95.71	24.5	89.22	9.0	123.67
06/20	5.0	82.00	6.0	87.83	5.5	98.27	5.0	115.00	7.0	106.71	18.0	92.72	4.0	117.50
06/27	6.0	84.67	12.5	86.80	6.5	101.15	8.0	116.88	9.5	106.32	41.5	99.00	12.0	125.25
07/04	6.5	81.92	6.5	89.69	0.5	105.00	6.5	117.92	9.5	106.16	25.5	95.86	5.0	129.00
07/11	6.0	75.83	8.5	86.65	3.5	99.14	6.0	114.83	7.0	102.00	17.0	87.59	6.0	124.00
07/18	6.0	79.67	1.0	90.00	2.0	106.50	2.5	111.00	15.0	102.07	21.0	93.76	6.0	127.00
07/25	6.0	80.67	5.0	90.60	8.0	102.63	5.0	113.80	14.0	105.00	35.0	98.31	15.0	129.87
08/01	5.0	85.00	3.0	91.67	5.0	102.60	11.5	113.04	12.5	107.22	22.5	96.39	9.0	126.44
08/08	5.0	80.10	5.0	93.20	10.0	101.45	3.5	110.29	8.0	106.50	24.0	98.63	11.0	127.09
08/15	5.0	80.00	6.0	93.50	4.5	100.22	4.5	111.00	14.0	106.96	14.5	94.17	6.0	124.17
08/22	6.0	83.67	7.0	92.86	5.0	104.20	6.0	110.33	16.5	106.94	40.5	98.94	10.0	122.50
08/29	4.0	81.00	4.5	90.89	5.5	102.82	3.5	108.71	7.0	106.57	14.0	92.25	7.0	121.71
09/05	5.0	71.00	4.5	82.44	7.0	98.57	3.0	106.00	7.0	104.57	16.0	89.69	7.0	121.86
09/12	7.0	71.14	3.0	84.67	8.5	97.24	4.0	106.50	15.0	98.40	8.0	91.75	8.0	122.63
09/19	9.0	70.67	3.0	82.00	13.0	91.08	6.0	103.17	12.0	102.58	34.0	89.09	8.0	119.00
09/26	7.0	70.14	1.0	81.00	7.0	99.00	5.0	101.60	14.0	98.36	21.0	86.57	9.0	113.33
10/03	7.0	72.14	2.0	83.50	7.5	96.53	6.0	102.00	9.0	98.44	15.0	84.47	6.0	114.50
10/10	7.0	71.86	4.0	86.75	8.5	96.00	8.0	102.75	21.0	94.24	36.0	86.99	11.0	118.36
10/17	6.0	73.00			6.0	99.33	4.0	101.75	14.0	100.21	37.0	85.78	9.0	114.44
10/24	6.0	74.00	7.0	85.00	9.5	97.37	8.0	102.25	8.0	101.63	23.5	86.38	16.0	115.56
10/31	6.0	74.00	6.0	86.83	9.0	96.78	7.0	102.00	12.0	98.50	41.0	87.32	10.0	116.20
11/07	7.0	72.57	3.0	83.33	18.0	91.00	8.0	101.75	17.0	98.53	59.0	89.42	10.0	113.00
11/14	6.0	72.00	5.5	81.82	9.0	95.34	7.0	102.14	12.0	98.33	21.0	85.05	11.0	115.09
11/21	7.0	75.29	7.0	84.71	7.0	95.71	5.0	105.00	13.0	99.69	22.0	88.05	9.0	111.11
11/28	8.0	77.25	4.0	84.50	8.0	95.50	7.0	107.57	9.0	99.67	20.0	87.55	8.5	114.35
12/05	7.0	75.86	4.5	83.67	7.0	97.43	8.0	105.75	12.0	97.75	21.0	85.86	11.5	113.87
12/12	7.0	73.86	4.0	82.75	8.5	95.76	7.0	101.00	12.0	100.92	37.0	90.59	13.0	119.00
12/19	7.0	76.14	6.0	86.83	11.0	96.77	9.5	102.84	13.0	102.00	21.0	90.62	11.0	115.00
12/26	7.0	80.14	3.0	87.00	8.0	97.00	5.0	111.80	9.0	103.78	19.0	91.32	5.0	116.20
01/02	7.0	78.43	1.0	91.00	6.0	98.50	4.0	108.00	10.0	104.00	20.0	91.50	10.0	118.00
	339.5	78.24	295.0	87.97	382.5	98.07	366.5	109.46	674.5	102.95	1,173.0	92.18	419.0	120.26

All averages reflect true weighted averages.

## Beef Market Statistics Boneless Beef & Carcass Equivalent Index

1997	Fresh Processing Beef & Beef Trimmings										Carcass Equivalent			
Week Ending	Fresh 50%		Fresh 65%		Fresh 75%		Fresh 85%		Fresh 90%		CH 1-3 550-700	CH 1-3 700-850	SE 1-3 550-700	SE 1-3 700-850
	Loads	Price	Loads	Price	Loads	Price	Loads	Price	Loads	Price				
01/03	128.0	43.50	18.0	60.86	4.0	75.00	13.0	85.12	34.0	88.72	99.17	97.19	92.77	90.90
01/10	159.0	41.03	38.0	56.93	12.0	71.54	49.0	75.82	40.0	81.10	95.74	93.96	89.98	88.44
01/17	154.0	37.54	30.0	53.05	11.0	67.91	42.0	76.70	54.0	84.81	96.18	94.21	90.86	89.02
01/24	148.0	35.87	21.0	51.19	10.0	68.30	22.0	75.16	38.0	83.05	96.03	93.64	90.36	88.52
01/31	136.0	35.54	13.0	51.15	11.0	68.45	29.0	77.14	40.0	85.21	93.09	90.68	89.05	86.18
02/07	173.0	38.56	41.0	52.15	5.0	69.30	48.0	78.91	44.0	85.76	92.26	89.68	88.35	86.01
02/14	136.0	42.73	32.0	53.66	8.0	68.06	42.0	80.76	54.0	86.30	91.49	89.45	87.93	85.85
02/21	128.0	42.77	21.0	54.50	10.0	68.90	45.0	82.50	36.0	91.35	92.37	90.95	89.18	87.52
02/28	145.0	47.08	38.0	57.88	5.0	74.30	25.0	87.42	59.0	97.08	98.64	97.43	94.97	93.64
03/07	145.0	48.94	12.0	65.00	4.0	80.25	35.0	97.54	45.0	107.57	100.66	99.48	96.72	95.16
03/14	130.0	41.05	12.0	64.83	8.0	78.38	24.0	93.02	52.0	103.13	98.54	96.88	93.31	91.65
03/21	127.0	41.47	22.0	62.70	10.0	77.80	50.0	88.14	48.0	97.36	98.30	96.66	92.90	91.28
03/28	110.0	43.88	34.0	64.56	15.0	80.13	38.0	94.47	40.0	104.85	98.30	96.62	92.70	91.09
04/04	123.0	43.33	35.0	63.70	9.0	80.00	38.0	92.74	46.0	100.55	97.41	95.60	92.16	90.39
04/11	153.0	44.98	39.0	63.77	15.0	80.43	47.0	93.16	52.0	101.23	96.47	94.62	91.52	89.96
04/18	178.0	50.42	31.0	65.39	9.0	81.33	44.0	96.77	25.0	103.94	100.33	98.76	95.47	94.09
04/25	186.0	50.92	14.0	67.00	15.0	80.57	52.0	92.02	54.0	97.37	100.07	98.55	94.94	93.36
05/02	175.0	50.31	22.0	67.61	10.0	80.20	29.0	94.91	47.0	99.15	99.91	98.62	94.53	92.92
05/09	176.0	45.77	15.0	63.57	4.0	79.75	17.0	89.71	33.0	94.94	101.56	100.46	95.82	94.00
05/16	151.0	40.89	15.0	61.13	2.0	72.00	35.0	87.99	29.0	92.55	101.11	100.24	94.39	92.98
05/23	169.0	41.99	13.0	63.19	2.0	73.00	25.0	88.90	45.0	95.04	99.65	98.21	93.59	91.78
05/30	140.0	40.53	4.0	60.00	5.0	72.40	27.0	84.46	38.0	91.11	98.38	96.85	91.68	90.08
06/06	160.0	38.14	13.0	58.54	2.0	67.00	20.0	76.90	43.0	83.50	96.79	95.03	90.34	88.62
06/13	198.0	37.66	13.0	53.88	5.0	66.40	25.0	74.30	31.0	81.74	93.57	92.26	88.04	86.61
06/20	132.0	47.96	37.0	60.82	5.0	73.80	38.0	90.03	47.0	96.34	96.11	95.31	91.12	89.47
06/27	144.0	45.55	23.0	61.78	5.0	74.60	15.0	91.53	58.0	99.55	95.18	94.28	89.90	88.24
07/04	147.0	45.25	29.0	61.26	10.0	73.40	21.0	91.43	38.0	98.43	94.81	93.49	89.58	87.53
07/11	177.0	46.65	29.0	63.47	11.0	73.95	36.0	92.61	49.0	99.15	93.78	92.45	87.62	86.09
07/18	185.0	49.99	13.0	64.96	8.0	74.44	25.0	89.24	49.0	92.83	94.74	93.59	90.10	88.62
07/25	166.0	51.77	24.0	66.56	6.0	76.17	16.0	93.22	43.0	98.73	96.13	95.64	91.33	89.93
08/01	152.0	46.23	20.0	66.00	12.0	79.25	25.0	95.70	67.0	101.44	100.18	99.72	93.60	92.51
08/08	162.0	44.55			2.0	76.00	15.0	89.27	46.0	95.14	99.35	98.15	91.83	90.17
08/15	177.0	42.87	5.0	61.20	5.0	75.90	9.0	85.22	41.0	90.21	97.71	96.35	91.12	88.74
08/22	121.0	41.86	13.0	59.62	4.0	73.50	11.0	83.00	52.0	87.29	99.78	97.86	91.84	89.49
08/29	162.0	43.27			7.0	70.57	10.0	83.40	37.0	87.34	98.90	96.79	90.60	88.35
09/05	157.0	40.61	18.0	56.17	5.0	68.80	19.0	80.47	35.0	86.09	97.46	94.82	88.96	86.71
09/12	177.0	36.66	27.0	51.33	7.0	68.43	9.0	80.00	24.0	86.42	99.74	96.95	91.48	89.02
09/19	156.0	35.56	47.0	47.33	8.0	58.94	34.0	70.99	33.0	79.67	100.06	97.59	92.01	89.77
09/26	143.0	38.04	44.0	48.34	8.0	62.88	9.0	76.17	41.0	83.28	97.81	95.77	90.24	87.81
10/03	147.0	37.61	35.0	49.66	3.0	63.50	24.0	75.63	30.0	79.93	98.10	96.40	90.24	87.84
10/10	124.0	33.72	22.0	48.39	8.0	63.25	20.0	74.70	28.0	78.95	97.75	95.66	88.04	86.13
10/17	167.0	31.42	42.0	48.79	6.0	65.50	19.0	79.42	36.0	86.67	98.03	96.06	87.86	86.10
10/24	189.0	37.21	32.0	49.63	12.0	65.88	12.0	78.00	39.0	81.90	100.19	98.49	90.00	88.23
10/31	122.0	38.08	28.0	50.46	13.0	61.54	20.0	71.70	42.0	74.93	101.42	99.62	91.52	89.94
11/07	155.0	37.17	34.0	50.54	5.0	62.20	28.0	73.84	53.0	81.08	101.22	99.39	91.46	90.13
11/14	127.0	35.01	21.0	52.40	14.0	63.07	25.0	78.90	42.0	82.82	100.21	98.49	89.83	89.01
11/21	115.0	32.64	26.0	52.83	12.0	66.42	16.0	81.81	40.0	88.53	99.64	97.85	89.96	88.58
11/28	153.0	32.43	31.0	52.32	12.0	64.67	23.0	79.87	38.0	84.71	99.51	97.28	90.45	88.97
12/05	180.0	36.83	26.0	54.15	9.0	63.67	17.0	80.06	57.0	86.23	98.21	96.11	89.61	88.01
12/12	145.0	43.79	16.0	57.09	16.0	65.00	10.0	79.30	45.0	84.13	98.72	96.79	90.34	88.54
12/19	122.0	41.57	18.0	59.61	11.0	70.91	17.0	86.24	43.0	93.14	97.22	95.10	89.36	87.54
12/26	85.0	38.40	11.0	59.73	2.0	72.00	16.0	88.44	26.0	95.25	96.68	94.22	89.48	87.77
01/02	162.0	36.70	12.0	57.96	7.0	71.57	13.0	84.85	32.0	92.69	95.98	94.25	91.09	89.41
	<b>7,979.0</b>	<b>41.55</b>	<b>1,229.0</b>	<b>56.78</b>	<b>424.0</b>	<b>71.28</b>	<b>1,373.0</b>	<b>85.02</b>	<b>2,238.0</b>	<b>91.26</b>	<b>97.75</b>	<b>96.05</b>	<b>91.17</b>	<b>89.41</b>

Trim and process beef averages reflect true weighted averages

## Beef Market Statistics Imported Beef - CAF Ex-Dock

1997	East Coast										West Coast	
Week Ending	Bnls Bull 95%	Cow 90%	CFM Fores 85%	Shank 85-90%	Chuck 85%	Trim 85%	Trim 80%	Trim 75%	Trim 70%	Trim 65%	Bnls Bull 95%	Cow 90%
01/03	89.00	85.00	81.25	82.00	82.50	80.00	75.50	72.00		67.50	87.50	84.50
01/10	88.50	84.50	81.00	81.50	82.50	78.00	74.50	71.50	68.00		86.75	83.00
01/17	86.50	84.00	80.00	81.25	81.50	79.00	75.00	70.50	66.00		86.00	83.25
01/24	87.00	84.00	80.00	81.50	80.50	78.50	73.50	68.50	66.00	63.00	86.50	84.00
01/31	88.75	86.75	81.75	81.50	82.00	81.00	75.00	70.00	66.00	63.00	87.50	85.50
02/07	91.00	88.75	83.25	84.50	84.00	83.25	75.75	70.75		63.00	90.25	88.75
02/14	91.50	89.50	83.50	84.50	84.00	82.50	76.00	70.50	66.00	62.25	91.50	90.50
02/21	94.25	93.00	85.75	86.00	85.75	83.50	77.25	72.25	67.00	62.00	93.50	93.00
02/28	104.00	101.50	90.50	94.00	94.50	92.00	80.25	75.50	71.00	64.50	101.50	99.50
03/07	108.00	103.50	96.50	96.50	96.75	95.00	87.00	78.25	71.50	65.50	107.75	103.00
03/14	105.50	101.25	93.00	94.50	94.00	91.00	83.00	76.00	67.00	60.00	104.50	101.25
03/21	104.50	97.50	88.00	91.50	89.50	90.00	82.50	73.00	68.00	61.00	105.00	99.00
03/28		103.00	95.00	97.50	97.00	93.00	85.00	76.00	68.00		108.50	103.00
04/04	106.50	100.00	93.00	94.50	93.00	91.00	85.50	74.00	65.00	60.50	106.00	99.50
04/11	107.00	99.50	93.00	95.50	94.00	92.00	84.00	74.00	66.00	61.00	106.25	99.00
04/18	105.50	96.50	91.50	94.50	92.00	90.50	82.50	72.50	64.50	61.50	105.25	96.25
04/25	101.75	94.00	87.75	92.25	89.25	87.50	79.50	71.00	63.00	59.50	102.00	94.25
05/02	101.00	91.00	87.00	91.75	87.00	85.50	78.50	70.00	64.00	60.00	101.00	91.00
05/09	99.50	89.75	86.75	92.00	86.00	85.00	76.50	68.25		58.50	98.75	89.00
05/16	100.00	89.00	85.00	90.75	85.75	84.00	76.50	68.75	62.00	58.00	99.00	89.00
05/23	101.00	90.00	87.00	92.00	87.50	85.50	78.00	70.75	64.00	59.50	100.23	91.00
05/30	98.50	88.50	84.00	91.00	85.00	82.50	76.00	68.50	63.00	59.00	98.00	88.50
06/06	94.50	84.50	77.50	85.50	80.00	76.50	73.51	66.50	61.50		94.00	85.50
06/13	95.50	87.50	79.50	87.00	81.00	78.75	74.00	69.50	66.00	61.00	95.50	86.50
06/20	97.00	89.50	81.50	89.00	83.00	80.50	76.25	71.50		62.00	96.00	87.75
06/27	93.50	86.00	78.25	86.50		77.50	73.00	68.25	62.00	61.00	92.00	86.50
07/04	93.50	88.00	80.75	87.00	81.00	80.00	74.25	71.25			93.00	87.00
07/11	95.00	89.50	82.50	89.00	83.25	80.00	76.50	72.50		64.50	94.25	89.00
07/18	95.00	87.50	81.00	89.00	82.00	80.00	75.00	72.50	67.00	65.00	95.25	88.50
07/25	98.50	91.50	84.00	91.50	87.50	83.50	80.00	76.50		66.50	98.50	92.00
08/01	101.00	94.25	85.50	92.75	92.50	84.50	81.25	78.25		67.00	100.00	92.25
08/08	99.50	92.50	83.00	91.00	83.50	82.50	78.50	74.50			100.00	91.00
08/15	100.00	91.50	84.00	91.50	86.00	83.25	79.50	76.00			100.00	91.00
08/22	99.00	90.75	82.00	89.00	83.00	82.00	76.50	74.50			99.75	89.00
08/29	97.00	88.00	80.50	86.50	81.00	79.75	75.50	73.50	69.00	64.00	97.25	86.50
09/05	95.50	86.00	80.25	85.25	81.00	79.50	75.00	72.00			95.50	86.00
09/12	97.00	88.00	82.50	86.75	82.50	81.50	76.00	72.50			96.00	86.75
09/19	94.75	85.00	79.50	84.00	81.50	78.75	74.50	70.00	67.00		95.25	85.50
09/26	95.50	87.00	81.00	85.00	81.50	80.00	74.75	70.50			95.00	86.00
10/03	93.00	85.25	80.00	82.25	80.25	78.50	74.00	69.50	64.50		93.50	84.50
10/10	91.00	84.50	79.00	81.00	78.50	78.50	73.00	68.50			91.00	84.00
10/17	91.50	86.25	80.50	83.00	81.50	79.50	74.00	71.00			91.50	86.00
10/24	87.75	84.00	79.50	80.50	80.00	78.00	73.50	70.50			88.50	84.75
10/31	88.50	86.00	79.50	81.00	81.00	79.00	75.75	71.50			88.25	85.50
11/07	92.00	88.50	82.00	84.00	83.00	81.00	78.25	75.00			91.25	88.00
11/14	91.50	87.75	82.50	83.75	84.00	81.50	77.75	74.00			91.25	88.25
11/21	96.00	91.75	85.50	87.25	87.25	84.50	80.75	76.25	73.00		94.75	90.00
11/28	95.75	92.25	85.50	86.75	86.75	84.75	80.00	76.75	71.50	65.75	95.50	91.50
12/05	93.75	90.50	83.75	85.00	85.75	83.00	78.50	75.00	70.00		93.50	89.75
12/12	95.50	91.00	85.00	86.50		84.25	79.50	75.50			94.25	91.50
12/19	95.00	92.50	85.00	86.00	86.00	84.00	78.25	74.50	71.00		94.25	91.25
12/26	94.00	91.50	84.00	85.00	85.50	83.25	78.25	74.00	70.00	65.00	94.00	91.50
01/02	92.50	91.00	81.75	83.50	83.00	81.50	76.00	72.00			92.00	90.75
	<b>96.13</b>	<b>90.38</b>	<b>83.99</b>	<b>87.60</b>	<b>85.23</b>	<b>83.02</b>	<b>77.52</b>	<b>72.39</b>	<b>66.73</b>	<b>62.45</b>	<b>95.92</b>	<b>90.00</b>

Imported from Australia & New Zealand

## Beef Market Statistics

### Cow Carcasses & Cutter Cuts

1997	Carcasses				Cutter Cuts								
Week Ending	Cutter Cutout	Cow Carcasses			Top Round	Flats & Eyes	S.P.B.	Pld Knuckle	Tenderloins		Ribeye Roll		Flank Steaks
		Brkrs	Boners	Cutter				2-3#	3-4#	4-6#	6-8#		
01/03	72.34	52.00	56.00	53.67	124.13	117.75	115.75	100.50	188.50	238.00	97.75	103.25	141.50
01/10	66.96	52.00	56.00	52.80	123.85	117.70	116.60	100.80	188.60	240.20	99.10	106.10	140.70
01/17	67.67	52.60	56.60	53.00	124.10	117.30	116.00	102.30	186.10	231.90	98.00	104.90	143.80
01/24	67.96	53.00	57.00	54.00	124.15	119.50	116.40	106.20	186.20	229.50	95.00	103.60	142.50
01/31	68.36	53.00	57.00	55.20	124.30	120.80	117.20	108.20	180.30	227.00	96.60	105.80	141.80
02/07	69.35	55.00	59.00	57.30	125.85	121.10	117.90	108.50	183.00	232.00	98.20	110.00	143.00
02/14	69.43	55.00	59.00	58.00	127.90	122.80	119.70	107.90	188.50	233.40	97.00	111.80	142.80
02/21	72.28	56.38	60.38	59.50	128.30	124.60	122.30	107.60	191.00	235.60	100.20	116.10	142.50
02/28	76.50	60.20	64.50	64.13	130.00	126.50	124.50	111.10	200.50	251.50	106.60	118.10	142.50
03/07	83.36	62.00	70.40	68.25	135.60	131.60	127.20	119.60	218.50	275.00	112.40	122.50	145.50
03/14	83.14	66.33	71.80	69.80	141.10	137.60	131.20	126.10	229.50	292.00	117.70	129.60	150.00
03/21	79.94	65.00	70.00	68.80	145.30	140.30	135.70	125.90	232.50	296.00	119.40	128.20	152.00
03/28	83.50	68.50	71.40	69.00	152.00	144.60	141.30	125.50	237.50	300.50	121.10	128.20	156.00
04/04	82.33	67.40	71.40	69.30	158.40	149.20	149.20	123.20	242.00	309.00	120.30	128.80	156.50
04/11	82.01	67.00	71.00	68.00	160.00	155.30	153.90	121.00	248.50	319.00	120.60	127.20	159.40
04/18	83.38	67.30	71.30		164.10	161.90	158.40	119.90	268.00	326.20	120.50	127.50	166.20
04/25	80.63	66.60	70.60	68.00	167.60	166.50	164.00	120.50	272.50	330.00	118.40	126.90	167.50
05/02	80.77	67.20	71.30	68.00	167.80	168.80	167.00	121.10	270.50	338.40	117.90	126.20	170.20
05/09	79.46	68.00	71.80	70.63	169.60	168.90	166.20	122.00	270.50	343.90	118.70	125.90	174.40
05/16	78.01	68.00	71.10	70.00	170.30	167.75	164.60	123.40	277.20	347.60	120.00	126.40	176.40
05/23	79.63	68.00	71.50	70.00	170.00	167.10	164.10	125.10	283.50	362.40	121.50	129.70	176.00
05/30	77.62	68.00	71.13	70.00	170.25	165.50	163.75	123.75	287.75	366.25	121.50	131.75	178.25
06/06	73.92	66.20	69.80	66.25	170.20	164.60	163.45	121.60	286.50	366.20	120.90	131.20	176.70
06/13	72.06	63.00	67.00	64.80	169.85	162.30	162.85	119.70	284.00	367.80	122.00	132.40	177.10
06/20	80.19	65.25	69.25	64.50	170.80	162.80	161.90	120.60	280.50	367.50	123.20	136.60	181.30
06/27	82.06	67.50	71.50	71.50	171.00	164.00	161.50	120.50	281.50	364.50	120.90	138.50	185.20
07/04	81.69	67.00	71.00	71.50	169.63	164.63	160.13	119.13	288.13	360.00	121.13	140.25	187.00
07/11	81.65	67.00	71.00	71.30	170.60	166.50	161.70	119.50	282.00	359.00	120.00	139.60	181.20
07/18	78.85	66.50	70.50	69.67	171.70	166.10	162.10	118.70	271.00	346.50	120.00	135.50	170.10
07/25	81.13	66.25	70.40	68.00	172.40	165.10	160.60	117.90	278.50	333.00	121.40	132.50	167.70
08/01	82.88	66.20	70.20	70.00	173.00	165.30	162.10	119.30	287.50	341.10	122.70	130.10	168.70
08/08	80.54	65.50	69.50	69.80	172.60	163.70	161.40	120.90	282.50	338.90	121.50	126.30	166.10
08/15	76.99	65.10	69.10	69.20	171.40	160.30	159.00	119.90	274.00	325.50	121.50	125.60	164.00
08/22	74.79	64.25	68.25	68.83	171.10	161.50	159.00	114.90	278.50	318.50	121.90	125.60	161.40
08/29	74.25	62.00	66.00	66.00	171.60	160.70	159.00	112.60	282.50	314.50	122.90	126.50	157.50
09/05	73.03	60.33	64.63	64.75	170.25	159.75	158.00	118.75	272.50	320.00	123.00	127.75	159.50
09/12	73.26	59.30	63.40	64.00	167.30	159.60	156.80	120.90	263.00	306.50	122.10	126.00	158.90
09/19	70.15	58.00	62.20	63.80	165.60	158.60	155.70	119.30	248.70	285.50	121.30	123.10	155.80
09/26	70.84	58.00	62.00	63.00	167.20	157.40	154.10	119.50	240.80	287.00	120.60	125.30	158.60
10/03	68.98	58.00	62.00	62.80	165.60	155.50	152.70	116.20	239.50	277.50	115.00	125.00	157.60
10/10	67.86	56.80	60.80	61.00	165.40	153.40	150.10	114.10	242.50	270.00	110.10	125.00	152.90
10/17	71.97	57.60	61.20	59.00	165.40	150.90	148.20	115.40	239.50	275.00	117.00	125.20	155.50
10/24	70.05	56.80	60.80	58.00	163.90	149.50	148.30	114.40	238.40	277.50	120.50	124.90	155.10
10/31	66.00	53.30	57.30	58.00	161.80	151.40	148.20	111.80	232.10	265.00	119.40	122.20	149.00
11/07	67.75	51.50	55.50	59.00	158.00	151.00	147.70	112.70	222.00	258.50	119.40	121.10	149.30
11/14	69.42	51.70	55.95	59.20	154.50	149.30	145.50	112.30	218.50	260.20	119.10	123.50	150.80
11/21	71.72	52.50	57.70	60.60	154.35	148.20	143.40	109.20	212.50	266.30	118.80	121.10	147.60
11/28	70.77	52.50	57.50	59.75	153.63	146.75	143.75	108.00	240.00	272.50	117.00	117.00	144.00
12/05	70.77	52.80	57.80	58.90	152.40	147.10	144.60	107.30	230.20	268.00	116.20	117.50	139.50
12/12	69.99	54.30	59.40	60.50	152.60	147.00	144.60	110.10	214.40	273.00	114.00	118.40	140.00
12/19	74.36	57.00	61.15	63.75	152.80	146.10	146.50	110.90	222.00	279.00	114.50	117.50	143.50
12/26	76.79	59.00	62.67	63.75	154.17	146.50	148.67	109.00	223.17	275.83	116.83	117.50	138.33
01/02	75.85	59.00	63.00	63.75	155.00	146.25	147.88	110.75	224.50	276.50	116.50	117.50	140.00
	75.19	60.73	64.88	64.08	156.80	150.28	147.78	115.77	243.63	298.53	115.85	123.67	157.54

All averages reflect simple averages.

## Beef Market Statistics Utility Cow Cuts

1997													Utility Cow Cuts		
Week Ending	Ribeye, Lip-Off		Peeled	Top Insides		Flats	Eyes	Striploin	Shortloin 1x1		Tenderloins				
	6-8#	8/up#	Knuckle	12-16#	16/up#			1x1	16/dn#	16/up#	2-3#	3-4#	4/up#		
01/03	130.25	144.25	101.50	114.50	116.00	111.00	117.00	129.00	113.50	121.50	188.50	236.75	298.25		
01/10	130.70	144.70	102.00	113.80	115.20	111.90	117.10	130.10	113.50	121.00	188.60	241.70	297.60		
01/17	131.80	145.40	103.20	111.20	112.40	111.20	118.20	131.60	115.40	121.00	186.10	236.40	300.40		
01/24	130.00	142.60	106.20	110.00	110.00	112.30	119.30	131.50	116.40	120.20	186.20	233.50	295.30		
01/31	128.30	138.10	108.40	110.60	109.60	114.10	121.50	130.20	118.00	120.20	180.30	233.00	295.10		
02/07	134.10	140.60	109.00	111.30	108.60	114.80	123.20	130.70	120.10	122.60	183.00	232.00	297.90		
02/14	139.30	148.80	109.80	111.40	110.20	115.70	124.30	130.60	121.20	124.10	188.50	233.40	299.10		
02/21	143.10	157.50	111.40	112.00	113.50	117.50	125.50	130.80	122.10	125.20	191.00	233.60	303.00		
02/28	149.50	161.10	114.20	121.20	122.10	120.10	125.70	134.20	129.20	131.70	202.50	248.50	312.50		
03/07	161.60	167.50	121.10	134.00	135.00	126.80	132.80	145.10	145.70	149.20	222.50	275.00	327.00		
03/14	165.40	170.40	126.90	131.90	134.00	131.40	143.60	158.50	153.50	159.90	233.00	293.00	345.30		
03/21	164.70	169.70	127.10	132.60	133.50	132.00	143.50	160.30	144.40	156.70	237.50	301.50	355.80		
03/28	165.10	170.10	126.50	135.00	135.00	132.60	142.40	160.50	141.70	157.10	240.50	306.50	356.40		
04/04	164.80	174.20	124.90	134.60	134.60	132.90	142.60	161.10	144.60	157.30	242.00	309.00	358.00		
04/11	165.40	175.00	121.30	134.80	134.80	130.80	141.00	159.50	143.50	156.40	248.50	319.00	358.00		
04/18	185.10	187.10	119.90	136.00	136.00	128.80	139.70	162.90	150.30	160.60	268.00	326.20	361.50		
04/25	184.40	192.80	120.50	136.00	134.40	126.70	138.80	164.90	150.50	158.90	272.50	326.80	357.00		
05/02	179.10	192.20	120.30	136.00	133.60	126.20	138.20	166.20	149.80	155.80	270.50	329.40	356.50		
05/09	182.50	194.00	121.20	135.00	135.00	127.30	138.20	164.40	150.80	159.00	270.50	337.60	364.50		
05/16	185.60	193.60	124.00	132.90	132.90	124.80	136.90	163.30	152.30	163.20	277.00	348.60	369.50		
05/23	187.80	193.80	125.10	132.00	132.40	127.40	138.80	162.60	156.60	165.60	283.20	365.90	376.50		
05/30	187.00	197.00	124.75	134.00	134.50	128.50	138.00	162.25	159.00	170.50	287.75	371.25	392.50		
06/06	188.90	202.40	124.60	141.20	136.00	127.10	137.70	162.70	158.20	176.90	286.50	369.20	403.10		
06/13	191.90	204.90	123.80	146.20	138.40	126.30	137.60	163.40	156.80	181.30	285.00	367.80	397.40		
06/20	191.00	199.00	123.50	141.20	141.20	125.40	136.60	166.00	156.90	180.30	282.00	367.50	385.50		
06/27	190.20	197.20	123.30	140.00	140.00	124.30	135.40	168.60	157.90	178.40	281.50	365.50	381.50		
07/04	187.75	197.13	123.13	141.00	141.00	124.50	134.25	169.75	160.50	180.63	288.13	362.50	380.00		
07/11	190.00	196.50	123.30	142.00	142.00	124.00	134.50	171.60	164.90	177.00	280.20	358.50	379.00		
07/18	199.60	206.60	121.40	139.40	139.40	123.60	137.60	168.50	161.70	172.60	270.30	343.50	370.50		
07/25	194.90	207.90	119.80	139.00	139.00	127.50	140.60	172.30	162.50	174.20	281.50	332.00	359.00		
08/01	192.90	206.40	122.00	137.50	137.50	128.50	144.90	174.50	161.70	170.00	287.50	337.60	361.10		
08/08	201.90	208.40	123.10	137.50	137.50	129.00	148.00	172.00	156.20	164.70	282.50	335.90	363.90		
08/15	199.60	205.60	122.10	137.50	137.50	125.90	145.00	162.40	155.30	161.50	273.00	325.50	361.00		
08/22	192.50	203.00	118.90	137.50	137.50	126.90	145.20	158.00	152.50	159.10	277.00	326.50	364.50		
08/29	183.00	198.00	118.40	137.50	137.50	131.60	145.90	157.70	151.00	157.00	282.50	330.50	365.50		
09/05	177.50	192.50	123.00	143.00	143.00	130.50	147.00	160.00	149.00	152.50	271.25	326.25	360.00		
09/12	174.00	188.00	122.50	148.70	148.90	130.00	147.50	167.00	148.80	151.50	258.50	310.00	347.50		
09/19	169.70	183.00	121.70	148.40	149.90	129.80	148.50	165.60	149.90	152.00	244.20	284.50	329.50		
09/26	170.70	182.20	119.10	144.30	144.70	130.70	148.80	157.00	148.90	154.40	240.80	281.00	320.00		
10/03	178.30	184.70	115.60	136.10	134.00	131.50	145.60	152.40	150.80	152.30	239.50	278.50	308.50		
10/10	172.00	177.10	114.10	131.60	131.60	129.20	144.10	150.00	144.50	146.30	242.50	274.50	301.50		
10/17	159.80	167.50	116.00	133.90	133.90	127.40	145.60	165.00	132.30	140.00	239.50	277.50	300.20		
10/24	154.00	164.50	115.50	134.60	134.60	126.70	145.50	173.50	129.50	141.80	238.40	276.50	305.30		
10/31	151.50	160.00	112.50	130.70	132.50	126.40	143.40	147.50	131.50	142.70	232.10	272.00	310.50		
11/07	151.00	161.00	111.10	127.80	132.50	125.50	141.10	139.00	130.00	138.20	222.00	268.50	308.50		
11/14	150.50	159.50	109.40	129.10	135.50	122.70	138.40	138.10	129.00	132.30	222.50	269.00	306.00		
11/21	148.50	155.00	109.80	128.50	133.60	120.10	138.70	137.40	124.90	127.50	218.50	270.50	304.00		
11/28	148.75	153.75	108.00	125.75	128.25	124.25	139.00	132.50	124.25	131.25	240.00	272.50	305.00		
12/05	146.50	152.50	108.50	131.50	134.50	124.60	138.50	127.00	128.50	136.00	231.20	268.00	297.00		
12/12	141.00	151.50	111.30	135.50	137.30	121.70	136.20	122.50	125.00	133.10	215.90	273.00	300.50		
12/19	138.40	148.00	110.00	131.10	135.60	121.30	130.10	121.50	119.10	126.10	227.40	283.00	314.50		
12/26	141.50	152.17	110.00	130.67	132.17	122.33	130.33	120.67	121.00	126.67	232.17	282.50	319.67		
01/02	141.25	162.00	113.00	129.00	127.00	120.25	131.50	128.50	127.50	132.00	225.75	276.50	324.50		
	166.31	176.01	117.13	132.05	132.40	124.80	137.16	151.75	141.18	149.58	244.30	300.10	337.97		

All averages reflect simple averages.



1997

NATIONAL CARLOT MEAT TRADE  
REVIEW

Beef By-Products



Livestock and Seed Program  
Livestock and Grain Market News Service  
Des Moines, Iowa

# Beef Market Statistics

## Beef Drop Value & Variety Meats

1997																		Beef Variety Meats - FOB Central U.S.																	
Week Ending	Drop Value	Cheek Meat		Head Meat		Regular Hearts		Lips		SI Liver/2 bx		SI Liver Exp		Oxtails		Scalded Tripe																			
		Lds	Price	Lds	Price	Lds	Price	Lds	Price	Lds	Price	Lds	Price	Lds	Price	Lds	Price																		
01/03	9.66	10.0	68.50	11.0	42.91	6.5	23.69					21.0	36.50	3.0	124.00																				
01/10	9.64	11.0	68.09	1.0	44.50	5.5	23.82	1.0	72.00			7.0	37.79	3.0	130.33	4.0	23.00																		
01/17	9.63	11.0	65.55			12.0	23.71	3.0	72.00			5.0	35.70			11.0	18.64																		
01/24	9.53	19.0	63.87	4.0	45.50	8.0	25.19									5.0	20.10																		
01/31	9.35	5.0	64.00	11.0	43.64	6.5	26.04					30.0	36.00			10.0	17.00																		
02/07	9.31	29.5	58.90	1.0	44.00	13.5	26.70			2.0	30.00	13.0	35.88			2.0	18.00																		
02/14	9.48	20.0	58.03	8.0	44.88	1.5	27.33			1.0	35.00	2.0	36.75	0.5	143.00																				
02/21	9.64	15.0	58.33			1.0	28.00			1.0	37.00	8.0	39.13			3.0	19.00																		
02/28	9.64	21.0	62.71	2.0	48.00	1.0	29.00			3.0	38.00	12.0	40.33	1.0	151.00	1.0	20.00																		
03/07	9.62	18.5	71.11	7.0	55.71	7.0	29.29					3.0	41.00																						
03/14	9.65	1.0	72.00	1.0	60.00	3.0	30.75					39.0	40.50	0.5	158.50	4.0	17.75																		
03/21	9.66	9.0	69.89			18.5	28.68			1.0	39.00	24.0	40.50	1.0	165.00																				
03/28	9.61	6.0	69.50			12.0	27.71	4.0	79.00																										
04/04	9.48	6.5	68.23			10.0	27.00			1.0	39.00					4.0	21.88																		
04/11	9.36	9.0	65.67			12.0	25.25					5.0	40.00	1.0	160.50	1.0	21.00																		
04/18	9.26	15.0	65.20	4.0	55.13	5.0	25.40			0.5	40.00	23.5	39.47	1.5	164.83	3.0	21.67																		
04/25	9.19	20.0	65.05	5.0	52.50	11.0	24.09	1.0	77.00			26.0	41.42																						
05/02	9.09	14.0	68.07	0.5	58.50	24.5	25.56			3.0	40.50	4.0	40.25																						
05/09	8.93	6.0	70.00			2.0	26.38									3.0	21.33																		
05/16	8.83	9.0	70.00			9.0	27.94			1.0	38.00			2.0	150.00																				
05/23	8.73	6.0	69.75	3.0	57.83	1.0	29.00					5.0	39.40			2.0	20.00																		
05/30	8.66	6.0	70.00			5.0	28.00	2.0	70.00					7.0	141.43																				
06/06	8.57	8.5	68.12	1.0	58.00	3.5	27.71	4.0	68.50			6.5	37.85	0.5	143.00																				
06/13	8.47	12.5	65.68			2.0	27.00			1.0	38.50	4.5	37.58	2.0	138.50																				
06/20	8.37	19.5	65.92	13.0	54.08	13.0	26.29							0.5	136.00																				
06/27	8.22	13.0	67.00	2.0	52.50			7.0	47.86	1.0	34.00	6.0	37.50			1.0	29.00																		
07/04	8.14	21.0	68.19			3.0	26.00			1.0	37.00	1.0	37.50			3.0	25.67																		
07/11	8.09	25.0	72.28	16.0	52.25	15.0	26.13	18.0	55.78	4.0	35.50	3.0	39.00	0.5	139.00	1.0	24.00																		
07/18	8.17	2.0	76.00	3.0	54.00	1.0	27.00	1.0	52.00	2.0	36.00	11.0	33.68	0.5	161.00	5.0	25.00																		
07/25	8.19	17.0	73.59	1.0	54.00	15.0	27.43			0.5	33.00	19.0	35.68	0.5	145.00	4.0	25.88																		
08/01	8.31	13.0	75.38	9.0	54.11	12.0	28.33	1.0	55.00	3.5	35.57	8.0	35.94			10.0	26.70																		
08/08	8.30	15.0	75.93	5.0	51.00	5.0	30.00	0.5	55.00	1.0	35.00	4.0	37.38	0.5	157.00	3.0	31.33																		
08/15	8.26	9.5	76.03							2.0	36.50	4.0	38.25			11.5	28.09																		
08/22	8.25	23.0	75.20			12.0	27.83			0.5	35.00	1.0	38.50			17.0	29.94																		
08/29	8.27	19.0	73.63	0.5	51.00	8.5	26.41	4.5	57.56			21.5	37.72			3.0	30.00																		
09/05	8.36	14.0	72.89			7.0	25.07	2.0	74.00			2.0	38.50			4.0	31.38																		
09/12	8.40	14.5	74.00	1.0	51.00	11.0	23.64	4.0	69.00			6.0	38.83	1.0	156.00	23.0	28.96																		
09/19	8.60	10.0	75.05	4.0	45.50	17.0	21.50	1.0	76.00			1.0	39.00			8.0	31.81																		
09/26	8.67	15.0	77.80			16.5	24.15			0.5	37.50	9.5	39.74			9.0	29.72																		
10/03	8.72	8.0	81.00	9.0	43.72	0.5	26.00	6.0	66.00			1.0	40.00	1.0	144.00	11.5	29.02																		
10/10	8.77	5.0	81.00			2.5	26.80	1.0	67.50					3.0	144.00	21.0	25.60																		
10/17	8.82	11.0	78.36			7.5	26.67	9.0	65.67			10.0	38.50	5.0	143.00	19.0	26.80																		
10/24	8.86	25.5	72.67	1.0	46.00	14.0	25.64					20.0	39.50	0.5	139.00	4.0	27.63																		
10/31	8.83	12.5	73.68			14.0	27.21									10.0	27.50																		
11/07	8.82	5.5	74.91	6.0	41.38	4.5	30.22					4.0	35.75			13.0	24.96																		
11/14	8.75	12.0	67.13			2.5	28.00	1.0	58.00			8.0	38.50	1.0	136.00	8.0	24.38																		
11/21	8.77	10.5	62.90			15.0	25.13	1.0	65.00	0.5	38.00	1.0	39.00			3.0	27.33																		
11/28	8.79	13.0	62.73	2.0	38.00	12.0	24.17			0.5	36.00	1.0	39.00																						
12/05	8.76	6.5	61.92			4.5	25.56			1.0	38.00	2.0	39.00			3.0	27.00																		
12/12	8.57	27.5	61.01			12.0	26.25			0.5	36.00	1.5	39.50			1.0	28.00																		
12/19	8.32	15.5	60.92			1.0	27.00																												
12/26	7.92					5.5	25.23					3.0	37.67	1.0	136.00	1.0	27.00																		
01/02	7.60	9.5	63.00			2.0	25.75					2.0	39.00	1.0	132.00	2.0	26.00																		
	8.83	681.0	68.36	132.0	49.21	414.5	26.09	72.0	62.57	33.0	36.52	389.0	38.42	39.0	142.71	252.0	25.95																		

All averages reflect true weighted averages.

## Beef Market Statistics Tallows, Greases, Lard & Feed Supplements

1997	Chicago Basis						Gulf Basis				Central Basis					
Week Ending	Loose Lard		Edible Tallow		Packer Tallow		Edible Tallow		Packer Tallow		White Grease		M.B.M. 50%		Blood Meal	
	Cars	Price	Cars	Price	Cars	Price	Cars	Price	Cars	Price	Lds	Price	Lds	Price	Lds	Price
01/03							2.0	25.00			6.0	23.42	121.0	269.33	6.0	585.00
01/10	4.0	24.50	21.0	25.98	4.0	24.50	6.0	25.83			6.0	23.46	113.0	265.32	13.0	577.31
01/17	4.0	25.25	6.0	26.50	14.0	24.64	8.0	26.19	12.0	24.58	7.0	23.68	180.0	263.98	4.0	575.00
01/24	2.0	25.50	21.0	26.33	26.0	22.96			20.0	22.63	8.0	22.06	148.0	262.82	5.0	555.00
01/31			6.0	25.00	20.0	22.63	10.0	24.50	20.0	23.00	6.0	21.50	135.0	257.54	4.0	541.25
02/07			7.0	25.36	5.0	23.00	5.0	25.00	10.0	23.00	8.0	21.88	134.0	254.59	22.0	506.82
02/14	2.0	25.50	12.0	25.50	14.0	22.50	10.0	25.00	15.0	22.50	6.0	21.33	120.0	254.33	3.0	503.33
02/21					5.0	22.50	10.0	25.00	20.0	22.00	1.0	21.00	91.0	260.96		
02/28			7.0	25.75	2.0	20.00			8.0	21.00			160.0	266.75	23.0	520.00
03/07	1.0	25.50	21.0	25.38	5.0	19.50			29.0	19.90	7.0	19.00	172.0	275.68	16.0	525.00
03/14	3.0	24.50	24.0	24.17			20.0	24.00	10.0	20.00	10.0	18.50	100.0	286.78	7.0	530.00
03/21	5.0	24.30	4.0	23.50			10.0	22.00	32.0	19.19	18.0	17.33	118.0	287.75	3.0	545.00
03/28	5.0	23.10	21.0	22.48	28.0	18.00	10.0	21.00	10.0	18.00	25.0	16.51	116.0	287.88	11.0	550.45
04/04	4.0	21.50	19.0	21.00			6.0	21.00	4.0	17.75	10.0	15.20	163.0	293.26	12.0	564.58
04/11			6.0	20.00	2.0	17.00	5.0	20.00	5.0	17.00	17.0	14.51	119.0	294.74	4.0	600.00
04/18	4.0	19.25	13.0	19.85	28.0	16.79					5.0	13.60	108.0	291.03	3.0	620.00
04/25	2.0	19.50	3.0	20.25	6.0	17.25	5.0	20.25	10.0	17.25	6.0	13.38	50.0	280.96	4.0	621.25
05/02	2.0	19.75	6.0	20.50			13.0	20.25	20.0	17.50	9.0	14.67	126.0	274.64	11.0	625.91
05/09	3.0	20.00			5.0	18.00	13.0	20.50	5.0	18.00	2.0	15.50	116.0	275.41	4.0	628.75
05/16	9.0	21.47	11.0	20.93	18.0	19.31	10.0	20.50	10.0	18.00	7.0	16.04	78.0	275.55	5.0	622.00
05/23			4.0	21.75					10.0	19.00	3.0	16.75	87.0	281.47	4.0	620.00
05/30					5.0	19.50	10.0	22.00	20.0	20.00			131.0	281.18	16.0	604.38
06/06	2.0	22.50	13.0	22.31	15.0	20.00					2.0	17.50	87.0	282.87	2.0	597.50
06/13	6.0	20.42	6.0	22.50	1.0	20.00	11.0	22.00	11.0	20.00	2.0	17.75	100.0	276.70	8.0	587.50
06/20	2.0	22.75	12.0	21.67					15.0	19.50	4.0	17.94	116.0	278.50	4.0	585.00
06/27	9.0	23.78	16.0	21.13	17.0	19.50	5.0	21.00	10.0	19.50	3.0	18.50	87.0	280.20	1.0	585.00
07/04			29.0	21.24	2.0	20.25					7.0	18.86	108.0	276.41	2.0	575.00
07/11	4.0	24.00	7.0	21.00	2.0	19.75	5.0	21.00	10.0	20.00	1.0	19.00	95.0	273.05	13.0	570.00
07/18	1.0	24.00	13.0	20.50	16.0	19.50			20.0	19.50	12.0	19.42	120.0	274.10	3.0	565.00
07/25	3.0	24.00	17.0	20.85	20.0	19.88	15.0	20.83	10.0	20.00	2.0	19.50	112.0	269.25	8.0	565.63
08/01									6.0	20.00	6.0	19.48	53.0	263.04	6.0	565.00
08/08	6.0	24.00	6.0	21.50	26.0	20.00	3.0	21.00	3.0	20.00	10.0	18.85	83.0	262.30	6.0	565.00
08/15	8.0	24.00	13.0	22.00	6.0	20.00			10.0	20.00	7.0	18.93	84.0	259.82	4.0	565.00
08/22	8.0	24.00	12.0	22.50			9.0	22.00			9.0	18.67	102.0	259.50	3.0	565.00
08/29	3.0	23.50	7.0	23.00	20.0	20.50	10.0	23.00	10.0	20.50	2.0	18.50	74.0	259.51	2.0	565.00
09/05	1.0	23.50	10.0	23.50	15.0	21.00					5.0	18.35	34.0	259.16	4.5	570.00
09/12	9.0	23.00	4.0	24.00	13.0	21.00			20.0	21.00	7.0	17.75	78.0	268.10	5.0	572.00
09/19			14.0	24.39	5.0	21.00	10.0	24.00	10.0	21.00	19.0	17.72	109.0	275.84	6.0	580.00
09/26	2.0	23.00	24.0	24.15	17.0	21.09	10.0	24.50	5.0	21.00	14.0	17.57	54.0	279.21	1.0	580.00
10/03			8.0	24.50	10.0	22.00			15.0	21.50			96.0	269.05	8.0	580.00
10/10			3.0	25.50	10.0	23.00	1.0	25.50			30.0	18.58	74.0	264.71	3.0	580.00
10/17	2.0	23.50	5.0	25.75	4.0	23.00	10.0	25.75	20.0	23.25			79.0	264.86	9.0	580.00
10/24	3.0	24.00	16.0	25.95	15.0	24.03	6.0	25.92	10.0	24.00	2.0	18.50	72.0	258.22	4.0	567.75
10/31									10.0	23.50	2.0	19.00	46.0	249.63	4.0	513.75
11/07	10.0	24.00	10.0	26.00	14.0	23.07	7.0	26.00	19.0	23.53	3.0	19.00	97.0	230.28	6.0	456.67
11/14	6.0	24.00	10.0	25.00	10.0	21.20	10.0	24.75	15.0	22.50	1.0	19.00	85.0	216.85	17.0	457.06
11/21	25.0	23.98	3.0	25.00	12.0	21.50	6.0	25.00	10.0	22.50			95.0	212.95	3.0	446.67
11/28			3.0	25.00	2.0	21.00					3.0	19.00	104.0	213.29		
12/05	6.0	23.38					10.0	25.00	5.0	22.50	3.0	19.17	63.0	217.77	7.0	461.43
12/12	2.0	23.00	12.0	25.00	11.0	21.61	15.0	24.50			17.0	17.69	90.0	228.19	4.0	463.75
12/19	2.0	22.50	20.0	23.80	7.0	21.86	10.0	24.00			9.0	17.00	63.0	231.95	5.0	471.00
12/26	7.0	21.50			4.0	21.75			5.0	21.50			34.0	228.94	1.0	465.00
01/02					11.0	21.00	3.0	23.00	5.0	21.50	22.0	16.94	47.0	226.93	2.0	460.00
	<b>177.0</b>	<b>23.22</b>	<b>505.0</b>	<b>23.34</b>	<b>472.0</b>	<b>20.78</b>	<b>309.0</b>	<b>23.18</b>	<b>524.0</b>	<b>20.82</b>	<b>371.0</b>	<b>18.07</b>	<b>5,227.0</b>	<b>265.69</b>	<b>331.5</b>	<b>550.24</b>

All averages reflect true weighted average

Cars = Railcars (120,000 pounds)

## Beef Market Statistics

### Major Packer Hides

1997											
Major Packer Hides											
Week Ending	Hvy Native Steer		Colorado Brnd Str		Butt Brnd Str		Hvy Native Heifer		Branded Heifer		Hvy Tx Str
	Cwt	Piece	Cwt	Piece	Cwt	Piece	Cwt	Piece	Cwt	Piece	
01/03	91.38	75.06			84.00	71.00			91.75	63.50	73.50
01/10	90.16	75.75	82.88	69.50	84.09	71.94	98.25	68.00	91.75	63.50	72.94
01/17	89.50	75.90	80.45	68.70	84.05	71.55	98.40	68.00	95.56	65.13	72.03
01/24	89.08	76.45	78.63	67.95	83.58	71.25	98.93	68.25	90.03	65.10	71.33
01/31	88.03	75.20	79.30	67.90	82.63	70.80	97.63	67.55	88.60	65.00	71.75
02/07	91.05	77.60	79.40	67.90	83.48	70.70	94.18	68.50	90.65	64.83	72.10
02/14	92.55	80.78	79.60	67.90	85.05	71.95	98.53	70.25	91.93	65.20	72.20
02/21	94.23	79.40	80.75	68.35	86.33	72.60	100.25	71.80	92.60	65.90	70.33
02/28	96.35	80.45	83.48	69.18	86.75	72.65	106.85	71.80	97.23	65.78	71.35
03/07	95.00	80.60	83.43	68.48	86.10	72.90	109.88	72.25	98.70	65.73	71.19
03/14	96.65	80.40	85.17	68.08	90.60	71.85	106.30	72.30	99.18	65.60	69.65
03/21	98.68	80.15	84.80	68.05	90.05	70.55	106.00	72.75	96.48	65.15	70.35
03/28	103.23	79.20	87.00	67.00	89.00	71.00	107.80	71.00	88.50	59.00	70.00
04/04	102.83	78.60			95.00	70.60	114.20	70.20	88.50	59.00	68.90
04/11	101.68	77.70	87.75	67.50	92.05	69.95	110.15	68.00	88.38	57.50	69.50
04/18	101.10	76.70	87.75	67.50	87.85	69.00	105.70	66.20	86.60	56.60	70.05
04/25	95.33	75.20			85.65	67.75	97.75	63.28	84.25	54.00	69.40
05/02	91.23	72.70			85.60	67.30	93.10	59.95	80.95	53.00	70.30
05/09	91.73	71.90			81.08	65.65	96.45	59.80	75.90	50.70	64.80
05/16	88.75	69.10	79.25	59.00	80.58	64.10	91.43	57.10	75.95	50.10	66.20
05/23	88.53	66.75	76.20	58.25	79.43	64.40	85.85	54.60	79.53	50.10	61.33
05/30	85.28	65.00	74.13	57.19	78.78	64.06	83.38	53.69	77.94	49.88	61.31
06/06	83.88	65.20	75.50	58.00	78.48	61.30	84.88	53.25	77.25	49.50	63.00
06/13	81.75	62.80	74.00	56.00	76.10	59.93	77.00	49.25			59.45
06/20	79.78	62.70	73.75	56.00	76.55	59.45	77.00	49.25			58.65
06/27	78.35	60.75	73.75	56.00	76.28	58.50	72.50	46.50	76.00	48.67	57.90
07/04	77.56	60.31	73.75	55.75	74.38	57.63	72.88	46.75	74.38	47.63	57.00
07/11	78.23	59.70	72.13	55.88	73.40	57.50	75.20	48.15	73.90	47.10	58.17
07/18	78.73	61.00	72.10	57.30	76.10	59.35	77.78	50.35	74.85	48.80	60.35
07/25	81.08	64.20	73.83	58.55	74.63	60.50	80.00	52.50	78.00		62.30
08/01	82.98	65.10	76.75	59.00	77.38	61.70	81.15	53.50	78.00	50.00	56.35
08/08	84.10	66.45			76.60	62.05	84.60	55.50	78.00	49.00	57.90
08/15	84.25	67.15	72.75	56.00	74.20	61.45	84.08	55.40	76.88	48.75	60.40
08/22	84.00	65.50	72.13	56.00	73.30	63.10	84.60	54.80	75.90	48.60	62.30
08/29	83.25	64.05	73.13	56.75	74.68	62.75	85.30	54.75	76.80	49.20	60.20
09/05	82.41	66.06	74.75	57.50	76.75	60.78	85.72	54.75	77.81	49.88	61.13
09/12	82.93	66.45	77.58	60.33	76.65	61.90	85.68	55.45	78.00	50.00	63.85
09/19	82.23	64.80	78.75	61.40	78.78	63.60	86.43	56.15	80.25	53.50	63.10
09/26	82.30	65.85	80.50	62.00	78.68	64.50	88.45	58.40	80.93	53.95	63.83
10/03	85.15	69.25	75.50	62.00	78.60	64.43	89.63	59.70	82.30	54.40	63.35
10/10	85.63	69.45	75.50	61.20	78.88	64.28	88.85	59.40	81.80	53.60	62.08
10/17	86.00	70.30	76.00	60.40	79.85	64.15	88.50	59.90	79.80	54.40	63.93
10/24	86.28	70.15	76.45	61.30	81.45	64.70	84.55	60.50	78.70	55.30	66.40
10/31	87.45	70.55	75.80	61.95	80.75	65.00	91.95	61.00	79.95	55.95	64.45
11/07	88.03	72.25	75.48	62.85	79.50	65.40	94.15	62.50	81.80	56.40	65.38
11/14	89.13	72.85	75.00	63.50	80.73	66.80	94.38	63.40	85.70	58.05	66.15
11/21	90.23	71.25			81.88	67.25	92.63	64.75	85.90	59.50	65.53
11/28	89.88	73.88			81.19	66.50			84.50	58.50	64.06
12/05	88.18	71.90	69.75	59.00	77.58	64.85	90.71	60.83			64.80
12/12	85.18	69.80	68.75	58.20	73.53	61.70	87.28	59.70	76.50	53.00	61.50
12/19	81.33	66.40	65.45	55.40	67.45	56.35	83.00	56.60	76.50	53.00	56.75
12/26	77.75	65.50	60.33	51.00	64.38	53.50	84.13	56.00			52.33
01/02	72.44	61.50	55.50	47.00	57.34	47.88	74.09	50.75	62.00	43.00	49.50
	<b>87.60</b>	<b>70.45</b>	<b>76.32</b>	<b>61.22</b>	<b>79.96</b>	<b>64.95</b>	<b>90.75</b>	<b>60.10</b>	<b>82.92</b>	<b>55.62</b>	<b>64.58</b>

All averages reflect simple averages. (Cwt = per hundredweight conventional; Piece = per piece cured & fleshed)

1997

NATIONAL CARLOT MEAT TRADE  
REVIEW

Pork Statistical Data



Livestock and Seed Program  
Livestock and Grain Market News Service  
Des Moines, Iowa

1997

NATIONAL CARLOT MEAT TRADE  
REVIEW

Pork Cuts & Trim



Livestock and Seed Program  
Livestock and Grain Market News Service  
Des Moines, Iowa

## Pork Market Statistics Pork Cutouts and Retail Pork Cuts

1997	Pork Cutouts		Fresh Retail Pork Cuts													
Week Ending	U.S. No 1	U.S. No 2	Cmtdty	14-18# Regular Loins				Ctr Cut Strp-on		Ctr Cut Strp-off		4-8# Boston Butts			SprRib 3.5#dn	
				Lds	1/4"	Lds	1/8"	Lds	Price	Lds	Price	Lds	Cmtdty	1/4"	Lds	Price
01/03	72.49	70.65	113.29	39.5	131.92	14.0	142.07	4.0	208.88	6.5	240.15	39.0	74.74	93.36	1.0	118.00
01/10	71.25	69.48	105.23	45.5	123.99	27.0	131.26	2.0	203.50	24.0	223.56	40.0	64.03	82.83	5.0	119.40
01/17	74.76	72.85	115.08	7.5	136.20	18.5	139.68	1.0	230.00	10.0	243.80	24.5	71.39	89.82	3.5	122.00
01/24	73.68	71.77	111.49	23.0	133.70	39.5	134.44	5.0	213.70	13.0	243.42	30.0	65.88	84.50	4.0	123.50
01/31	73.75	71.89	114.14	18.0	133.31	22.5	139.44	0.5	226.00	10.5	252.62	42.5	60.51	79.21	3.0	124.00
02/07	73.55	71.65	113.72	21.5	134.14	18.0	137.53	2.5	209.80	8.0	249.31	33.0	64.45	82.89	3.0	128.00
02/14	72.48	70.60	109.57	21.5	129.58	31.5	133.56	0.3	216.00	2.3	231.00	18.5	71.14	89.62	1.5	128.67
02/21	69.62	67.86	104.33	21.0	126.95	31.0	126.68	6.0	201.08	2.0	223.00	50.5	62.91	81.62	0.8	129.00
02/28	71.70	69.91	107.61	17.0	127.00	21.5	132.56	2.5	216.00			25.0	67.56	86.28	5.0	129.60
03/07	71.53	69.74	104.92	34.5	124.71	30.5	129.18	3.5	199.14	12.0	227.21	34.5	63.94	82.65	3.5	129.86
03/14	68.58	66.87	102.24	33.0	123.80	32.0	127.03	4.2	192.67	18.8	219.89	32.5	63.45	81.88	7.5	129.40
03/21	69.03	67.32	100.63	21.5	120.91	33.0	124.12	5.0	194.30	1.0	207.00	17.5	65.83	84.43	1.0	131.00
03/28	73.39	71.49	117.05	14.0	136.00	23.0	142.87	2.5	242.40	7.5	260.27	29.5	76.46	94.69	7.5	130.07
04/04	72.65	70.77	114.93	20.0	134.43	22.5	139.40	4.5	234.33			22.5	77.06	95.66	6.5	131.15
04/11	72.64	70.77	113.10	26.0	133.17	36.0	137.19	1.5	225.33	5.0	236.60	47.5	74.26	92.96	8.5	129.76
04/18	74.53	72.59	119.01	33.0	137.24	38.0	144.97	0.5	234.00	9.0	239.22	31.5	81.06	99.41	3.0	132.83
04/25	75.84	73.92	115.47	23.5	134.02	24.5	141.82	7.5	210.47	5.0	260.20	32.0	86.08	104.53	3.0	135.17
05/02	77.10	75.14	117.86	22.5	138.00	37.0	142.38	6.0	226.42	7.0	241.86	51.5	79.71	98.36	1.5	142.00
05/09	77.67	75.58	126.39	19.5	147.03	16.0	150.19	5.5	238.73	3.0	252.33	22.5	80.42	99.02	1.5	145.33
05/16	81.11	78.93	134.32	13.5	152.63	23.5	160.04	2.5	254.80	7.0	268.93	26.5	89.89	108.21	3.5	149.71
05/23	79.68	77.64	125.17	32.0	143.27	28.5	152.12	5.5	228.91	6.5	258.38	34.0	80.46	99.24	3.0	147.67
05/30	77.09	75.17	116.40	37.5	135.85	36.0	141.01	4.0	223.50	12.5	241.92	34.0	73.26	91.88	6.0	134.08
06/06	77.18	75.25	116.82	21.0	138.95	32.0	139.58	7.0	220.57	4.5	240.00	33.0	72.67	91.32	0.5	135.00
06/13	76.85	74.82	117.27	30.0	135.05	28.0	144.36	3.8	217.93	8.8	249.60	27.5	81.45	99.76	3.0	138.67
06/20	77.89	75.85	114.04	36.5	133.21	34.5	139.49	5.5	209.73	15.0	236.50	21.0	96.43	114.67	3.0	149.00
06/27	79.87	77.84	116.10	39.0	135.28	31.0	143.42	4.5	213.33	9.5	245.84	27.0	98.13	116.52	1.0	150.00
07/04	80.03	78.04	120.30	22.0	139.70	20.0	145.88	2.0	219.75	9.5	235.95	22.0	93.36	111.68	6.0	140.25
07/11	78.88	76.89	121.00	19.0	142.11	25.5	145.04	2.5	218.80	9.5	240.74	42.0	84.68	103.45	15.5	124.97
07/18	82.55	80.50	127.63	14.0	146.64	14.5	153.52	3.0	220.00			24.5	83.29	102.08	3.5	124.57
07/25	80.09	78.09	123.28	28.5	142.18	36.0	148.75	1.0	220.00	8.8	244.34	55.0	75.26	94.10	5.0	125.00
08/01	79.51	77.54	121.54	13.0	140.38	30.5	147.16	4.0	229.88	7.5	240.13	23.0	73.83	92.09	1.5	129.00
08/08	80.69	78.70	123.71	15.5	142.81	32.5	149.46	1.5	220.00	6.5	243.08	43.5	77.89	96.32	1.0	133.00
08/15	79.77	77.74	123.79	25.0	142.82	27.5	149.60	2.6	220.90	11.0	254.64	29.5	83.07	101.25	2.0	137.50
08/22	78.08	76.17	117.79	38.0	137.21	29.5	143.42	5.0	220.60	5.0	239.70	41.5	78.96	97.61	0.5	138.00
08/29	74.95	73.20	110.33	47.5	129.49	34.5	135.95	5.0	210.60	9.5	232.32	50.5	69.39	87.96	4.0	123.00
09/05	73.64	71.89	109.73	20.0	131.25	31.0	133.74	3.0	216.67	12.0	228.13	24.5	67.61	86.24	5.0	111.90
09/12	72.32	70.45	108.87	44.5	128.52	38.0	134.17	4.5	214.00	14.5	227.97	39.5	66.92	85.27	12.0	106.04
09/19	73.80	71.85	117.02	24.0	135.71	32.5	143.34	2.5	232.40	14.0	234.64	41.0	73.41	91.82	4.5	106.78
09/26	71.14	69.18	112.35	45.5	132.27	27.5	137.13	1.5	219.33	4.5	235.22	67.0	70.45	89.08	1.5	112.00
10/03	69.40	67.49	105.90	52.5	124.79	31.5	132.56	1.0	211.00	10.5	226.05	49.0	62.95	81.72	3.5	112.00
10/10	69.30	67.41	101.59	45.5	121.10	28.5	127.02	0.5	204.00	6.0	217.67	37.5	65.97	84.33	0.5	112.00
10/17	66.64	64.76	98.10	35.0	118.17	32.5	122.78	6.5	196.77	11.5	212.35	25.5	68.76	87.31	1.5	114.00
10/24	66.24	64.47	96.96	38.5	117.08	20.5	121.41	2.5	191.20	3.0	214.67	34.0	62.88	81.63	1.0	114.00
10/31	68.21	66.45	96.71	37.5	116.12	27.0	122.63	2.0	194.00	5.0	202.20	49.0	57.71	76.41	3.0	111.33
11/07	66.99	65.17	89.56	41.5	109.72	32.0	113.55	4.5	178.56	8.5	193.71	57.0	54.51	73.20	1.5	114.00
11/14	66.57	64.74	82.44	48.0	102.14	29.0	107.07	3.0	174.67	8.0	185.94	26.0	57.23	75.83	3.5	114.00
11/21	68.37	66.43	83.38	35.0	102.96	38.0	108.11	2.3	178.11	3.5	194.29	17.5	61.63	80.26	3.0	114.00
11/28	67.51	65.61	88.13	13.5	106.67	38.5	113.73			2.0	203.00	11.5	62.39	81.83	3.0	114.00
12/05	66.11	64.27	84.36	32.0	104.02	25.5	110.18	3.5	168.14	11.5	197.52	46.0	57.85	76.53	0.5	114.00
12/12	62.59	60.88	75.57	26.5	95.21	37.0	100.59	6.0	160.33	17.0	185.97	51.0	53.31	71.80	1.5	113.00
12/19	59.18	57.63	82.02	25.0	100.55	30.5	109.00	1.0	184.00	13.5	194.85	33.0	58.43	76.81	1.5	114.00
12/26	55.36	53.88	79.77	30.5	99.21	28.0	105.45	4.0	166.50	2.0	185.00	28.0	55.16	73.63	2.5	114.00
01/02	53.59	52.15	77.31	26.0	95.11	28.0	104.96	12.5	160.36	11.0	180.73	49.0	49.72	68.23	2.0	114.00
	<b>72.59</b>	<b>70.72</b>	<b>107.70</b>	<b>1,515.0</b>	<b>126.26</b>	<b>1,535.5</b>	<b>132.79</b>	<b>184.6</b>	<b>206.17</b>	<b>433.5</b>	<b>228.44</b>	<b>1,845.0</b>	<b>70.06</b>	<b>88.63</b>	<b>180.8</b>	<b>125.13</b>

All retail cut averages reflect true weighted averages.

# Pork Market Statistics

## Processing Pork Cuts

1997														Processing Pork Cuts	
Week Ending	17-20# Sel Ham		20-26# Sel Ham		12-14# Belly		14-16# Belly		16-18# Belly		18-20# Belly		20-25# Belly		
	Lds	Price	Lds	Price	Lds	Price	Lds	Price	Lds	Price	Lds	Price	Lds	Price	
01/03	24.0	60.58	84.5	60.61	15.0	72.37	27.0	73.39	15.0	71.20	4.0	59.50	1.0	55.00	
01/10	18.0	66.56	58.0	66.04	14.5	72.41	30.5	74.08	16.0	71.19	3.0	60.67	1.0	56.50	
01/17	20.0	72.33	87.5	70.42	13.5	72.78	21.5	74.05	17.5	69.94	2.0	59.00			
01/24	23.0	73.43	107.0	67.09	31.5	69.10	33.5	70.52	24.0	67.46	2.5	56.00	5.5	51.18	
01/31	40.0	74.13	134.0	67.54	13.0	71.92	24.0	75.08	10.0	72.30	2.0	60.50	1.0	58.00	
02/07	42.0	74.49	131.0	67.37	25.0	68.74	32.5	69.51	12.5	68.56	6.5	62.69	4.0	58.00	
02/14	54.0	73.48	136.5	65.78	22.0	66.45	25.5	67.61	19.5	66.87	3.5	59.14	5.0	56.00	
02/21	49.5	67.83	143.0	59.85	26.0	65.17	40.5	66.73	29.0	65.64	2.0	57.00			
02/28	28.0	68.50	113.0	63.06	10.5	70.90	20.0	71.43	17.0	68.88	2.0	62.50	1.0	62.00	
03/07	32.0	69.89	120.0	58.98	13.5	69.41	33.5	69.48	16.0	70.09	1.0	63.00	4.0	58.50	
03/14	42.0	65.06	121.0	55.93	23.0	65.17	34.5	66.20	19.5	65.00	4.0	58.00	3.0	56.00	
03/21	40.0	64.08	115.5	54.74	16.0	68.84	24.0	68.81	15.0	66.47	1.0	65.00	1.0	56.00	
03/28	43.0	63.81	145.0	56.46	13.0	70.85	28.0	70.77	14.0	70.07	3.0	64.00			
04/04	29.5	60.97	135.0	54.17	9.0	73.00	17.5	72.77	11.5	71.09	3.5	66.86	0.5	64.00	
04/11	22.0	62.36	103.0	57.05	16.0	74.88	35.0	74.76	11.0	71.27					
04/18	22.0	63.55	67.0	60.82	21.5	79.21	34.0	78.01	9.0	75.44	3.0	70.00	1.0	70.00	
04/25	19.0	63.54	64.0	60.74	14.0	85.11	11.0	86.05	7.0	83.43	1.0	77.00	1.0	75.00	
05/02	22.0	66.64	83.5	63.90	10.0	86.55	11.5	87.13	9.0	85.67	2.0	80.00			
05/09	18.0	66.00	84.0	62.49	16.5	78.79	30.0	77.78	11.0	77.91	3.0	73.00			
05/16	15.0	65.33	97.0	64.03	8.5	81.12	17.5	79.83	8.0	79.25	3.0	73.67	1.0	70.00	
05/23	17.0	66.26	93.0	63.57	13.5	86.78	10.0	87.30	8.0	83.63	2.0	81.50	1.0	75.00	
05/30	27.0	67.00	94.0	63.71	20.5	84.83	22.5	86.91	12.5	87.52	5.5	78.64	4.0	72.00	
06/06	27.0	68.04	106.0	65.98	18.0	85.17	26.5	85.70	11.5	83.48	3.5	78.14	1.5	74.00	
06/13	24.0	70.00	114.0	65.39	22.5	75.31	32.5	77.06	20.0	75.95	9.0	70.78	1.0	68.00	
06/20	11.5	71.30	92.5	65.69	18.5	77.49	23.5	79.30	8.0	76.69	5.0	72.60	2.0	68.00	
06/27	13.5	72.00	75.0	68.72	16.0	84.06	10.0	84.40	9.0	81.22	2.0	76.50	2.0	69.50	
07/04	23.0	70.00	66.0	65.51	14.0	87.64	16.5	88.06	8.5	86.76	1.0	80.00			
07/11	14.5	69.38	96.0	65.41	21.5	81.00	11.0	81.45	9.0	81.11					
07/18	15.5	72.61	69.0	71.22	12.5	89.56	13.5	89.67	12.0	86.17	3.0	82.33	2.0	78.50	
07/25	17.0	71.71	103.0	68.16	21.0	83.26	18.0	85.44	9.0	85.33	2.0	79.00	1.0	76.00	
08/01	4.0	71.00	93.5	68.78	6.0	88.17	17.0	88.18	4.0	85.75	2.0	82.00	1.0	80.00	
08/08	22.5	70.64	105.0	67.69	22.0	86.16	26.0	86.06	4.0	86.50	1.0	84.00	1.0	80.00	
08/15	18.0	70.22	85.5	65.46	18.0	80.53	17.0	79.91	5.0	78.00	3.0	76.00	1.0	75.00	
08/22	34.0	69.06	115.0	62.91	20.5	84.10	27.0	84.52	9.0	80.89	1.0	76.00			
08/29	41.5	66.12	125.5	59.59	12.5	87.44	13.5	87.48	3.0	86.33	1.0	80.00	1.0	77.00	
09/05	27.0	66.07	79.0	61.48	25.0	84.00	41.0	85.20	5.0	82.40					
09/12	35.0	69.74	126.0	64.03	19.0	71.13	31.0	73.58	9.0	69.89	2.0	73.50	2.0	72.00	
09/19	40.0	69.90	116.0	64.19	27.0	72.04	36.0	72.38	7.0	70.57					
09/26	38.0	67.64	126.5	60.49	38.5	60.95	35.0	62.30	11.0	61.09	4.0	61.63	4.0	61.13	
10/03	23.0	69.65	139.5	62.70	35.0	58.11	45.5	57.79	3.0	58.00	3.0	56.67	2.0	56.00	
10/10	33.0	72.03	124.5	64.21	30.0	59.23	39.5	59.54	8.5	57.53	4.5	53.11	3.5	52.86	
10/17	34.0	68.15	99.0	59.26	16.5	50.45	21.5	51.19	17.0	48.06	6.0	42.83	5.0	38.60	
10/24	10.5	66.05	153.0	51.68	25.0	57.60	34.0	56.50	17.0	50.47	8.0	43.88	3.0	41.33	
10/31	18.0	72.67	158.0	59.31	11.0	63.64	32.0	64.31	30.0	58.37	4.0	48.00	5.0	40.40	
11/07	17.5	80.14	159.5	64.24	16.5	55.06	34.5	53.81	21.0	51.21	7.0	44.71	7.0	36.21	
11/14	11.0	86.27	140.0	65.67	20.5	53.73	34.5	53.97	19.0	50.68	4.0	40.00	2.0	36.00	
11/21	23.5	95.70	107.5	67.67	17.5	53.09	36.0	52.40	38.0	48.34	10.0	38.80	3.0	34.67	
11/28	29.0	87.86	153.0	59.44	15.5	53.00	16.5	53.36	24.0	47.75	6.0	35.50	1.0	32.00	
12/05	31.0	83.90	117.0	62.91	21.0	52.74	26.0	52.52	28.0	46.50	11.0	35.59	3.0	32.00	
12/12	42.0	78.83	156.5	70.10	23.0	50.13	33.0	49.70	23.0	45.13	6.0	36.50	2.0	32.00	
12/19	45.0	57.38	174.0	53.21	32.0	50.06	44.0	50.35	16.5	45.77	10.0	37.50			
12/26	34.0	51.56	80.5	44.05	7.0	43.21	18.0	44.86	15.0	43.03	3.0	30.00	1.0	28.00	
01/02	29.0	51.14	119.5	43.18	16.5	41.14	36.5	42.27	22.5	39.69	1.0	27.00	1.0	27.00	
	<b>1,433.5</b>	<b>69.07</b>	<b>5,891.5</b>	<b>61.97</b>	<b>985.5</b>	<b>69.49</b>	<b>1,410.5</b>	<b>68.93</b>	<b>738.5</b>	<b>64.15</b>	<b>182.5</b>	<b>56.13</b>	<b>93.0</b>	<b>53.47</b>	

All averages reflect true weighted averages.



## Pork Market Statistics Pork Trimmings and Processing Pork

1997 Fresh & Frozen Pork Trimmings																
Week Ending	Fresh 42%		Frozen 42%		Fresh 72%		Frozen 72%		Fresh Bnls		Picnics Frzn Bnls		Picnics		Fresh Jowls	
	Lds	Price	Lds	Price	Lds	Price	Lds	Price	Lds	Price	Lds	Price	Lds	Price	Lds	Price
01/03	23.0	33.23	1.0	38.00	61.0	60.16	3.0	67.00	3.0	67.00					2.0	32.00
01/10	27.5	33.15	2.0	41.00	60.0	60.51	1.0	65.00	4.0	65.00					3.0	30.00
01/17	32.5	32.11	8.5	39.06	64.0	58.59	53.0	64.94	5.0	64.10		3.0	66.33		4.0	28.25
01/24	34.0	29.60	19.0	35.95	61.5	55.71	13.5	64.78	5.0	63.00		12.0	62.75		1.0	28.00
01/31	29.0	31.64	2.0	39.00	36.0	58.23	4.5	65.56	10.0	58.80		3.0	68.00		5.0	29.40
02/07	12.0	31.00	2.0	36.50	40.0	57.64	2.0	63.00	22.0	58.48		1.0	64.00		3.0	27.83
02/14	28.5	29.58	7.0	35.86	55.5	50.59	74.0	58.14	16.0	52.69		24.0	60.19		1.0	26.00
02/21	21.0	30.38			69.5	53.14	10.0	60.60	18.0	54.94		2.0	66.00		2.0	26.00
02/28	31.0	30.45	3.0	38.67	57.0	60.25	18.0	65.00	16.0	61.88					3.5	26.00
03/07	26.5	29.89	3.0	40.00	50.0	59.50	32.0	63.52	23.0	60.52		50.0	62.62		1.5	26.00
03/14	32.0	30.80			48.5	55.33	18.0	60.11	25.0	57.66		12.0	64.00		6.0	27.33
03/21	7.0	37.14	1.0	41.00	49.5	53.93	40.0	58.63	11.0	59.09		18.0	68.17		2.0	32.00
03/28	30.0	31.43	3.0	37.00	48.5	58.75	18.0	61.56	6.0	64.00		7.0	75.00		3.0	26.00
04/04	30.5	29.85	6.0	36.00	63.5	57.46	11.0	63.45	13.0	62.23					3.0	26.00
04/11	23.5	31.40	1.0	41.00	74.5	58.64	12.0	65.17	14.0	62.89					2.0	27.50
04/18	16.0	36.47			57.5	59.74			6.0	64.83		5.0	65.00		2.0	32.00
04/25	19.0	34.13	6.0	38.67	75.0	55.71	19.0	62.00	6.0	62.83					2.0	29.00
05/02	24.0	34.48	1.0	39.00	40.0	62.14			12.0	65.33					2.0	30.00
05/09	24.0	34.08	2.0	37.00	58.0	65.66	6.0	64.00	12.0	67.50					1.0	30.00
05/16	23.5	34.89			46.0	68.03			22.0	71.77		1.0	78.00		2.5	32.80
05/23	28.0	34.09			47.0	65.57			10.0	72.80					1.0	30.00
05/30	29.0	31.95	7.0	37.14	54.5	66.52	11.0	65.64	12.0	69.71						
06/06	32.0	32.19			57.5	70.11	4.0	68.00	41.0	70.62		5.0	74.20		0.5	30.00
06/13	34.0	31.41			79.5	65.19	3.0	70.00	19.5	68.74						
06/20	15.0	36.50			65.5	62.67			15.5	67.65					2.0	34.00
06/27	24.5	33.78	12.0	37.67	63.0	62.36			10.0	67.20		1.0	71.00		1.0	31.00
07/04	22.5	29.44	4.0	36.25	49.0	61.94	30.0	66.57	17.0	67.06					1.0	29.00
07/11	13.5	33.07	3.0	37.33	29.5	71.51			24.5	71.80					3.0	32.67
07/18	16.0	44.38	3.0	39.33	42.5	79.55	1.0	80.00	22.5	80.60					2.0	37.50
07/25	34.5	33.86			70.5	66.18	25.0	71.84	21.0	70.05		5.0	74.80		3.0	31.00
08/01	29.0	35.72	2.0	40.00	43.5	75.15			25.5	75.06		5.5	75.27		2.0	32.00
08/08	28.0	39.13	1.0	40.00	61.5	73.63			20.0	75.45		1.0	78.00		4.0	36.19
08/15	14.5	46.21			72.5	72.68			21.0	74.71					4.5	40.89
08/22	34.5	43.71	1.5	49.00	75.0	64.51	6.0	72.00	12.0	66.67					3.0	39.00
08/29	35.0	36.17	5.0	47.00	61.0	58.44	20.0	65.15	8.0	62.50		11.0	67.00		2.0	34.00
09/05	32.0	31.13	1.0	39.00	60.5	59.21	9.0	64.89	20.0	60.15		1.0	69.00		3.0	30.67
09/12	42.0	26.82	19.0	33.66	48.5	61.08	1.0	67.00	12.0	63.67		6.0	68.00		2.0	25.50
09/19	36.0	25.36	10.0	32.55	81.5	59.52	17.0	65.50	12.0	63.25					3.0	23.67
09/26	37.0	23.24			79.0	56.78	18.0	64.89	5.0	63.40		1.0	71.00			
10/03	37.0	23.43	4.0	28.00	63.0	56.84	11.0	64.55	6.0	66.17					1.0	21.00
10/10	40.5	24.37			60.5	56.71	25.0	62.70	4.0	66.25					1.0	20.00
10/17	31.5	25.69			53.5	51.81	3.0	59.67	11.0	62.73					3.0	21.00
10/24	20.0	31.03	5.0	35.10	69.5	53.64	8.0	60.94	11.5	62.50		4.0	70.25		4.0	25.00
10/31	26.0	31.19	1.0	36.00	79.0	56.46	11.0	63.18	11.0	62.05		1.0	68.50			
11/07	37.5	25.39	16.0	31.94	52.5	53.96	17.0	60.68	14.0	60.54		5.0	66.00		4.0	20.50
11/14	29.5	21.93	11.0	28.68	82.0	50.68	25.0	58.32	4.0	58.00		6.0	65.42		4.5	19.67
11/21	27.5	21.65	5.0	27.50	53.0	48.57			5.0	57.60		4.0	62.63		1.0	19.00
11/28	24.0	19.90	5.0	25.70	66.0	47.54	10.0	54.60	9.0	54.00		17.0	59.29		4.0	18.25
12/05	33.0	19.18	11.0	24.95	70.0	48.22	22.0	54.95	10.0	54.85		14.0	60.89			
12/12	38.0	21.32	2.0	28.00	80.5	47.27	15.0	55.20	19.5	53.77		1.0	61.00		6.0	18.00
12/19	17.5	28.40			40.0	48.73	30.0	54.45	2.0	54.00					1.0	21.00
12/26	24.5	19.04			42.0	41.73	5.0	51.00	2.0	51.00		1.0	58.00		2.0	18.00
01/02	26.0	18.00			85.5	38.93	6.0	47.00	6.0	45.67		2.0	52.50		3.0	18.00
	<b>1,444.0</b>	<b>29.93</b>	<b>196.0</b>	<b>34.66</b>	<b>3,154.0</b>	<b>58.47</b>	<b>668.0</b>	<b>61.85</b>	<b>692.5</b>	<b>65.01</b>	<b>229.5</b>	<b>64.71</b>	<b>123.0</b>	<b>27.50</b>		

All averages reflect true weighted averages.

1997

NATIONAL CARLOT MEAT TRADE  
REVIEW

Pork By-Products



Livestock and Seed Program  
Livestock and Grain Market News Service  
Des Moines, Iowa

# Pork Market Statistics

## Pork Variety Meats

1997																	Pork Variety Meats - FOB Central U.S.																
Week Ending	Neck Bones		Feet		Feet, Export		Tails		Cheek Meat		Sq-Cut Ears		Prtl Snouts		Hearts, Dom.																		
	Lds	Price	Lds	Price	Lds	Price	Lds	Price	Lds	Price	Lds	Price	Lds	Price	Lds	Price																	
01/03	4.0	11.63	3.0	24.67					2.0	76.00			0.5	40.00	1.0	29.00																	
01/10	8.5	13.35	6.5	24.85					6.0	77.33	3.0	106.33			2.0	29.50																	
01/17	2.5	15.20	6.0	24.83					2.0	77.00	1.0	110.00			3.5	30.64																	
01/24	4.0	16.00	6.5	24.46					3.0	74.00			1.0	46.00	1.0	32.00																	
01/31	1.0	17.00	3.5	24.89					6.5	73.31					1.0	33.00																	
02/07	4.5	17.22	2.0	23.00					5.0	74.00	1.0	110.00	1.0	48.00	2.0	33.00																	
02/14	4.0	17.94	2.5	24.00					3.0	70.33																							
02/21	4.0	17.06	8.0	23.94	4.0	22.00			3.5	70.86					2.0	33.50																	
02/28	7.5	17.07	4.0	24.25			1.5	58.67	5.0	71.00					1.0	34.00																	
03/07	5.5	16.82	1.0	24.00	2.5	21.50	1.0	65.00	9.0	70.89			1.0	48.00																			
03/14			2.5	22.60	13.5	21.63			5.5	71.00					0.5	34.00																	
03/21	2.0	17.50	5.0	22.50					6.0	70.42			1.0	50.00	1.0	35.00																	
03/28	4.0	14.75			1.0	23.00			4.0	72.25																							
04/04	6.5	13.12	1.5	21.00	5.0	22.00			9.0	73.28			3.5	49.57	7.0	33.04																	
04/11	5.5	10.50	4.0	20.94	12.0	20.17	2.0	64.50	2.0	75.00	2.0	124.25																					
04/18			6.0	21.08	17.5	19.29			2.0	75.00			4.0	46.25	1.0	33.00																	
04/25	3.5	11.71	1.0	20.50					6.0	72.50					1.0	33.00																	
05/02	4.0	10.00			1.0	22.50			3.0	71.00	2.0	98.75																					
05/09	2.0	11.00	1.5	21.00	6.0	21.83			10.5	70.33			3.0	43.33	1.5	32.33																	
05/16	3.5	11.29	1.5	20.00					9.0	69.89					8.0	33.00																	
05/23	0.5	14.00	4.0	21.13					6.0	71.13			5.0	42.60																			
05/30	1.0	11.00			1.0	23.50			4.5	74.11	4.0	106.88	1.0	43.00	5.0	32.60																	
06/06	4.0	12.88	1.0	22.00					9.0	75.89			2.0	43.50	1.0	33.00																	
06/13	2.0	10.50	3.0	22.33					7.0	77.39																							
06/20	3.0	12.17	2.0	22.00	1.0	25.00					1.0	102.00			1.0	32.00																	
06/27			1.0	23.00					3.0	81.00			2.0	44.00																			
07/04	1.0	13.00	1.0	23.00					2.0	81.00					2.0	34.00																	
07/11	1.0	13.00	8.0	24.13			3.0	65.00	5.0	80.60			3.0	39.00																			
07/18	2.0	14.00			2.5	27.00			4.0	82.88			2.0	38.75																			
07/25	3.0	13.67	3.0	24.92	2.5	27.00			4.0	84.00	0.5	78.00	1.0	39.00																			
08/01			2.0	26.00	2.5	27.00			2.0	85.50			1.0	37.50	1.0	35.00																	
08/08	2.5	13.80	6.5	26.62					4.5	86.61			4.0	34.00	1.0	36.00																	
08/15	3.0	15.00	3.0	28.67			1.0	67.00	4.0	83.50	2.5	90.00			3.5	37.29																	
08/22	3.5	13.07	4.0	30.75	2.5	30.00			8.0	84.56			3.0	34.00	5.0	39.20																	
08/29	4.0	13.75	3.0	30.17					3.0	83.50	5.5	87.82	7.0	30.00																			
09/05	2.0	13.00	5.0	30.10					4.0	79.25			2.0	30.00	1.0	38.00																	
09/12	4.5	14.33	1.5	28.67			2.0	65.00	10.0	77.60	2.5	92.00	1.0	31.00	2.0	37.50																	
09/19	2.0	15.25	3.5	27.79	20.0	26.25			9.0	78.50	1.0	92.00	1.5	30.00	3.5	35.71																	
09/26	2.0	13.50	2.0	26.00	15.0	26.75	2.0	60.75	5.5	79.82	4.0	103.00			3.5	35.43																	
10/03	4.5	13.67	3.0	26.67	9.0	27.11			4.0	78.00					2.0	34.00																	
10/10	2.5	13.80	4.0	27.00	5.0	29.00	1.0	59.00	4.0	77.88					1.0	34.00																	
10/17			0.5	28.00	2.5	28.00			1.0	76.00	0.5	93.00	2.0	27.00	1.0	34.00																	
10/24	1.0	15.00	2.0	28.00	2.5	30.00	1.0	56.00	5.0	73.00			8.0	26.38	1.0	29.50																	
10/31	3.0	13.50			2.5	29.00	0.5	58.00	4.0	71.25	4.0	102.50	1.5	26.00	2.5	28.00																	
11/07	1.0	13.00	1.0	26.00	5.0	33.50			6.0	66.00	3.0	108.83	1.5	25.00	2.0	28.00																	
11/14	9.0	13.78	4.0	27.25	5.0	27.00	1.0	55.00	10.0	64.40					6.0	27.08																	
11/21			6.0	26.00	6.5	24.00			7.0	64.64					3.0	25.50																	
11/28	4.0	13.00	3.0	25.67	7.5	27.33			2.0	63.50	2.0	99.00	1.0	28.00	3.0	25.83																	
12/05	7.5	13.53	7.0	26.86			1.0	47.00	6.0	63.50			2.0	25.00	2.5	25.30																	
12/12	1.0	14.00	2.0	26.00	3.0	26.00	0.5	48.00	2.0	63.25	1.0	110.00	1.0	25.00	2.0	25.25																	
12/19			1.0	24.50	4.0	27.50			5.5	59.64	1.0	92.00																					
12/26									1.0	58.00																							
01/02	1.0	14.00	1.0	23.00			0.5	48.00	2.0	58.00	1.0	111.00	1.0	23.50	2.0	24.75																	
	152.0	13.93	154.0	25.03	162.0	24.75	18.0	60.54	256.0	73.70	42.5	100.93	68.5	35.83	91.0	32.04																	

All averages reflect true weighted averages.

## Pork Market Statistics Pork Variety Meats

1997 <span style="float: right;">Pork Variety Meats - FOB Central U.S.</span>																
Week Ending	Hearts, Export		Hocks		Salivaries		Sm Stomachs		Sm Stom Exp		Livers		Livers, Exp		Chitterlings	
	Lds	Price	Lds	Price	Lds	Price	Lds	Price	Lds	Price	Lds	Price	Lds	Price	Lds	Price
01/03	3.0	30.00	3.0	38.17	3.0	25.50	0.5	66.00								
01/10			3.0	39.00	2.0	25.50	3.5	66.43	2.5	66.00	1.0	16.00			4.0	28.25
01/17	1.0	30.00			0.5	26.00					4.0	18.00				
01/24					7.5	25.60	1.5	67.33			10.0	16.25				
01/31	6.0	33.50	1.0	44.00	3.0	28.67	1.0	63.00	7.5	65.00	16.0	16.00				
02/07									1.0	63.00					2.0	37.50
02/14	4.0	34.50			3.0	31.00	4.0	62.50	2.5	66.00						
02/21			1.0	51.50	3.0	30.00	2.0	62.25	6.0	65.92	9.0	16.28	7.0	16.00		
02/28	4.0	34.50			1.0	31.00	2.0	63.00	2.5	64.00	3.0	18.00				
03/07			1.0	42.00	1.0	31.00	5.0	66.00								
03/14					4.0	31.00	1.0	61.00			1.0	18.00				
03/21	1.0	34.50	4.0	40.88	2.0	30.50	0.5	64.00								
03/28	2.0	34.00			4.5	30.22					6.0	15.50				
04/04	1.0	34.00			1.0	30.00	1.0	63.00	4.0	57.00						
04/11					1.0	30.00					1.0	16.00				
04/18							3.0	58.33			10.0	13.60	10.0	13.50		
04/25	8.0	30.75	1.0	31.00	3.0	28.83										
05/02	6.0	31.00	6.0	27.83	2.0	26.00					2.0	14.00				
05/09			3.0	21.83	4.0	24.75	2.5	56.30	5.0	59.00						
05/16			2.0	20.00	6.0	23.67	4.0	56.00			3.0	14.83				
05/23			1.5	20.83	6.0	22.17	2.5	58.80					6.0	15.00		
05/30	4.0	33.00			1.0	22.00			1.0	60.00						
06/06			6.0	19.42	2.0	21.00			2.5	56.50						
06/13	4.0	32.00			8.0	20.63	2.0	58.50			0.5	16.00				
06/20	8.5	32.29			1.0	21.00	1.0	59.00								
06/27					2.0	19.50					1.0	15.00				
07/04			2.0	20.00	1.0	19.00					1.0	15.00				
07/11					1.0	18.00										
07/18			1.0	25.50	6.0	19.00							12.0	15.50	10.0	42.50
07/25	1.0	36.00	1.0	30.00	9.0	20.11										
08/01	1.0	35.00	2.0	35.00	6.0	20.42	1.0	58.00					6.0	16.50	6.0	43.33
08/08					3.0	20.67									4.0	46.00
08/15	4.0	36.50			7.0	20.71	1.0	59.00								
08/22	3.0	39.00	2.0	41.50	2.0	21.00	1.0	60.00					5.0	21.00	2.0	49.00
08/29	2.0	39.00	1.0	44.00	9.0	21.06	1.0	63.50	5.0	64.50					2.5	56.00
09/05			1.0	48.00	3.0	21.00							2.5	17.50		
09/12	7.5	39.20			3.0	20.67			2.5	67.00	1.0	20.50	5.0	19.80		
09/19	5.0	36.00			4.5	20.89			1.0	71.00	3.0	18.33				
09/26	2.5	42.00	2.0	44.50	3.0	21.00					4.0	18.00	1.0	17.50		
10/03	2.0	35.00					1.0	60.00					9.0	18.00		
10/10	1.0	34.00	1.0	40.00	4.0	20.00	0.5	60.00	7.5	70.00	0.5	18.00				
10/17	13.0	29.31	2.5	42.00	2.5	19.20	1.0	60.00								
10/24					5.0	18.00			5.0	68.50			5.0	18.00		
10/31			1.0	34.50	8.0	16.94			5.5	65.00			13.0	18.00		
11/07					16.0	17.00			5.0	64.00						
11/14			1.5	34.00	1.0	17.00	1.0	58.00	2.5	66.00	1.0	18.00	8.0	18.00		
11/21					2.0	16.25							6.0	18.67		
11/28	2.0	25.50	2.0	29.00	5.0	16.00			2.5	73.00						
12/05	1.0	25.00			5.0	15.20	3.0	63.33	5.0	63.00			9.0	18.00		
12/12	2.0	25.00														
12/19	1.0	24.50	1.0	26.00	3.0	15.00	1.0	61.50								
12/26																
01/02			1.0	24.00	5.0	14.20							4.0	16.00	1.0	40.00
<b>100.5 33.10 54.5 32.14 185.5 21.39 48.5 61.42 76.0 64.85 78.0 16.09 108.5 17.10 31.5 42.38</b>																

All averages reflect true weighted averages.

1997

NATIONAL CARLOT MEAT TRADE  
REVIEW

Lamb Statistical Data



Livestock and Seed Program  
Livestock and Grain Market News Service  
Des Moines, Iowa

# Lamb Market Statistics

## Lamb Carcasses & Distributive Cuts

1997	Lamb Carcasses			Cutouts		Distributive Lamb Cuts								
Week Ending	CAF East Coast Basis			CH & PR 1-4		55/dn#	Hind	Legs	Drop	Trmd	Racks		Chucks	Fore
	55/dn#	55-65#	65-75#	65/dn#	65/up#	Carc.	Saddle	Double	Loins	Loins	7/dn	7/up		Shanks
01/03	176.25	176.25	174.25	200.05	199.45	191.50	230.00	230.00	212.50	295.00	497.50	510.00	95.00	230.00
01/10	179.75	179.75	177.75	201.00	199.85	196.50	235.00	220.00	212.50	312.50	492.50	497.50	107.50	230.00
01/17	181.25	181.25	181.25	206.23	206.20	202.50	232.50	222.50	240.00	327.50	500.00	510.00	120.00	230.00
01/24	185.50	185.50	185.50	218.65	218.35	209.00	237.50	227.50	260.00	342.50	525.00	537.50	135.00	237.50
01/31	187.75	187.75	187.75	220.75	220.45	212.50	240.00	225.00	262.50	350.00	530.00	540.00	137.50	237.50
02/07	187.75	187.75	187.75	225.90	225.60	215.00	245.00	225.00	277.50	357.50	557.50	572.50	140.00	240.00
02/14	187.75	187.75	187.75	228.00	227.70	215.00	242.50	225.00	287.50	367.50	572.50	585.00	140.00	240.00
02/21	189.75	189.75	189.75	227.70	226.55	210.00	245.00	227.50	280.00	370.00	557.50	562.50	137.50	240.00
02/28	189.75	189.75	189.75	222.05	223.15	213.50	250.00	230.00	287.50	385.00	530.00	545.00	122.50	255.00
03/07	189.75	189.75	189.75	223.48	223.73	214.00	259.50	247.50	287.50	380.00	537.50	542.50	120.00	257.50
03/14	189.75	189.75	189.75	225.78	225.18	215.00	267.50	267.50	287.50	377.00	535.00	542.50	100.00	257.50
03/21	189.75	189.75	189.75	225.78	225.18	214.50	272.50	275.00	277.50	372.50	520.00	535.00	95.00	257.50
03/28	189.75	189.75	189.75	226.50	225.90	216.00	275.00	285.00	267.50	362.50	515.00	520.00	97.50	257.50
04/04	189.75	189.75	189.75	224.25	222.25	214.00	262.50	257.50	267.50	362.50	510.00	515.00	101.50	257.50
04/11	189.75	189.75	189.75	213.20	211.20	211.50	255.00	230.00	270.00	365.00	500.00	512.50	97.50	257.50
04/18	194.88	189.88	184.88	211.68	209.68	212.50	250.00	220.00	275.00	375.00	507.50	522.50	102.50	257.50
04/25	194.75	189.75	179.75	204.95	200.13	217.50	242.50	207.50	277.50	362.50	510.00	515.00	97.50	250.00
05/02	194.75	189.75	179.75	203.90	197.38	215.00	240.00	205.00	282.50	365.00	517.50	517.50	95.00	250.00
05/09	194.75	189.75	179.75	208.00	198.65	215.00	237.50	200.00	287.50	372.50	537.50	537.50	97.50	247.50
05/16	194.75	189.75	179.75	207.03	197.68	218.50	237.50	195.00	290.00	387.50	525.00	525.00	102.50	240.00
05/23	194.75	189.75	179.75	205.50	196.15	217.50	230.00	190.00	292.50	392.50	512.50	512.50	102.50	232.50
05/30	194.75	189.75	179.75	202.60	192.40	219.00	230.00	182.50	297.50	392.50	512.50	512.50	100.00	232.50
06/06	194.75	189.75	179.75	201.35	191.15	220.00	227.50	175.00	302.50	410.00	502.50	502.50	105.00	227.50
06/13	186.75	181.75	171.75	199.40	189.20	217.50	225.00	172.50	302.50	402.50	492.50	492.50	102.50	225.00
06/20	181.63	176.63	166.63	193.00	182.80	214.00	220.00	160.00	297.50	397.50	485.00	485.00	101.00	225.00
06/27	181.50	176.50	166.50	188.35	178.15	205.00	212.50	152.50	290.00	390.00	477.50	477.50	100.00	225.00
07/04	171.75	166.75	159.75	183.29	173.09	207.00	205.00	150.00	280.00	385.00	460.00	460.00	100.00	222.50
07/11	171.75	166.75	159.75	179.41	170.91	197.50	200.00	145.00	287.50	382.50	445.00	445.00	100.00	225.00
07/18	171.75	166.75	159.75	175.81	165.61	195.00	197.50	140.00	277.50	375.00	430.00	430.00	100.00	210.00
07/25	171.75	166.75	159.75	176.36	166.16	195.00	197.50	142.50	287.50	385.00	430.00	430.00	100.00	215.00
08/01	171.75	166.75	159.75	175.01	166.51	195.00	197.50	145.00	287.50	385.00	412.50	412.50	105.00	215.00
08/08	174.75	171.75	169.75	182.91	177.81	195.00	207.50	157.50	290.00	392.50	407.50	407.50	122.50	215.00
08/15	181.75	181.75	181.75	195.94	193.39	201.50	220.00	172.50	307.50	410.00	420.00	420.00	137.50	217.50
08/22	184.25	184.25	184.25	213.35	213.35	211.00	235.00	180.00	350.00	460.00	447.50	447.50	152.50	220.00
08/29	185.75	185.75	185.75	218.25	218.53	214.50	240.00	180.00	362.50	472.50	472.50	477.50	157.50	220.00
09/05	185.75	185.75	185.75	218.34	218.62	212.00	240.00	177.50	362.50	467.50	472.50	477.50	157.50	220.00
09/12	176.63	176.63	176.63	214.74	215.01	212.50	240.00	175.00	362.50	462.50	447.50	457.50	155.00	220.00
09/19	172.88	172.88	172.88	209.19	209.46	204.50	235.00	165.00	355.00	462.50	440.00	452.50	153.50	220.00
09/26	171.25	171.25	171.25	197.09	199.29	202.50	227.50	160.00	340.00	447.50	402.50	425.00	142.50	202.50
10/03	166.25	166.25	166.25	192.69	194.06	195.00	217.50	155.00	335.00	437.50	400.00	415.00	132.50	202.50
10/10	166.25	166.25	166.25	191.17	193.09	195.00	220.00	160.00	325.00	437.50	387.50	387.50	120.00	215.00
10/17	166.25	166.25	166.25	186.69	186.96	192.00	222.50	162.50	320.00	432.50	397.50	405.00	110.00	227.50
10/24	166.25	166.25	166.25	184.41	184.96	190.00	220.00	167.50	315.00	415.00	397.50	402.50	107.50	227.50
10/31	168.25	166.25	162.25	184.84	185.39	192.50	222.50	172.50	305.00	407.50	395.00	400.00	107.50	227.50
11/07	168.25	166.25	162.25	185.71	186.26	190.00	225.00	180.00	307.50	405.00	392.50	400.00	109.50	227.50
11/14	168.25	166.25	162.25	187.04	187.59	192.50	225.00	185.00	300.00	387.50	402.50	410.00	107.50	225.00
11/21	168.25	166.25	162.25	186.86	187.41	191.50	227.50	185.00	300.00	395.00	402.50	410.00	105.00	225.00
11/28	168.25	166.25	162.25	186.99	187.26	190.50	227.50	195.00	280.00	365.00	407.50	420.00	102.50	232.50
12/05	168.25	166.25	162.25	190.24	190.51	191.50	230.00	205.00	270.00	355.00	407.50	420.00	102.50	232.50
12/12	168.25	166.25	162.25	192.04	191.46	190.00	237.50	225.00	250.00	325.00	412.50	420.00	100.00	232.50
12/19	168.25	166.25	162.25	192.09	191.51	190.00	237.50	222.50	240.00	325.00	415.00	417.50	100.00	232.50
12/26	163.25	161.25	157.25	192.26	191.69	190.00	237.50	225.00	235.00	315.00	425.00	430.00	97.50	232.50
01/02	163.25	161.25	157.25	183.46	182.89	187.50	222.50	200.00	235.00	312.50	432.50	437.50	97.50	232.50
	<b>180.02</b>	<b>178.08</b>	<b>174.57</b>	<b>201.72</b>	<b>198.92</b>	<b>204.58</b>	<b>232.40</b>	<b>195.94</b>	<b>289.43</b>	<b>384.47</b>	<b>468.35</b>	<b>474.43</b>	<b>113.88</b>	<b>231.93</b>

All averages reflect simple averages.

\* FOB Omaha Basis

## Lamb Market Statistics

### Boxed Lamb Cuts - CAF East Coast Basis

1997 <b>Boxed Lamb Cuts - Choice and Prime 1-4</b>													
Week Ending	3-Way Carcass		8 Rib Rack		Cross Cut	Sq Chuck	Breast	Denver	Fore	Loins	Dbl Legs	Sngl Legs	Sngl Legs
	55/dn#	55-65#	7#/dn	7#/up	Shoulder	n/o split	Sq-Cut	Ribs	Shanks	Trmd 4x4	Trot-on	Trot-off	Bnls
01/03	190.00		449.00	525.00	92.50	122.50	48.00	189.00	215.00	312.50	230.00	240.00	347.50
01/10	194.50		479.00	510.00	116.50	135.00	50.00	189.00	222.00	340.00	220.00	230.00	329.50
01/17	200.50			529.50	122.50	149.00	49.50	189.00	215.00	350.00	227.50	235.00	337.00
01/24	205.00		530.00	557.50	135.00	165.00			219.50	357.50	237.50	242.50	352.50
01/31	213.00	205.00	535.00	550.00	135.00	167.00	52.50	189.00	225.00	367.50	240.00	242.50	350.00
02/07		206.00		555.00	145.00	167.00	52.50	189.00	232.50	357.50	237.50	247.50	275.00
02/14		210.00		560.00	142.00	170.00	52.50	189.00	242.50	377.50	240.00	249.50	275.00
02/21		210.00		565.00	140.00	167.00	52.50	189.00	242.50	375.00	247.50	252.00	377.00
02/28		211.00		552.50	130.00	164.00	52.50	189.00	240.00	377.50	257.50	265.00	377.00
03/07		214.00	525.00	562.50	123.50	145.00	50.00	184.50	237.50	377.50	252.50	262.50	382.00
03/14	214.00	209.00		562.50	105.00	137.50	55.50	189.00	242.00	385.00	265.00	277.50	394.00
03/21	214.00	209.00		545.00	122.50	137.50	52.50	189.00	242.00	390.00	265.00	280.00	392.00
03/28		212.00		540.00	97.50	137.50	53.00	189.00	235.00	380.00	267.50	280.00	390.00
04/04	214.00			542.50	102.00	140.00	52.50	189.00	235.00	377.50	237.50	253.50	380.00
04/11	214.00			540.00	97.50	135.00	52.50	189.00	235.00	377.50	222.50	242.50	379.50
04/18	214.00			535.00	97.50	120.00	52.50	189.50	217.50	377.50	215.00	227.50	347.00
04/25	217.00			535.00	97.50	127.00	52.50	189.50	227.50	377.50	205.00	219.50	342.00
05/02	217.00			522.00	87.50	120.00	51.50	189.00	227.50	380.00	205.00	210.00	302.00
05/09	217.50			530.00	87.00	120.00	51.50	189.00	230.00	390.00	190.00	202.50	302.00
05/16				540.00	97.50	127.50	50.00	189.00	222.50	392.50	180.00	187.50	
05/23	217.50	212.00	520.00	520.00	95.00	132.50	50.00	189.00	217.50	407.50	175.00	182.50	282.50
05/30	217.50	212.00		515.00	95.00	127.50	50.00	189.00	225.00	402.50	167.50	177.50	266.00
06/06	217.50	212.00	475.00	510.00	92.50	127.50	50.00	189.00	217.50	417.50	162.50	172.50	258.50
06/13	213.50	212.00		505.00	100.00	130.00	50.00	189.50	207.50	417.50	152.50	162.50	275.00
06/20	209.00	201.00		497.50	114.50	124.50	50.00	189.00	207.50	412.50	152.50	157.50	265.00
06/27	207.50	198.50		485.00	110.00	110.00	50.00	189.00	202.50	395.00	145.00	150.00	237.00
07/04	206.00			475.00	105.00	110.00	50.00	189.00	200.00	402.50	142.50	155.00	217.50
07/11	197.50	190.00		450.00	100.00	115.00	50.00	189.00	190.00	385.00	135.00	147.50	210.00
07/18	197.50	185.00		422.50	100.00	120.00	50.00	189.00	182.50	382.50	132.50	147.50	210.00
07/25	189.00			412.50	104.00	122.50	50.00	189.00	182.50	382.50	137.50	147.00	220.00
08/01	191.50		349.00	400.00	110.50	130.00	50.00	189.00	182.50	385.00	145.00	152.50	225.00
08/08	194.50	185.00	349.00	417.50	122.50	142.50	50.00	187.00	182.50	422.50	150.00	162.50	241.50
08/15	201.00		400.00	442.50	142.50	162.00	50.00	189.50	200.00	420.00	162.50	175.00	260.00
08/22	208.50		349.00	450.00	157.50	182.50	50.00	187.00	202.50	450.00	172.50	185.00	277.50
08/29	207.50	207.00	374.00	452.50	158.50	180.50	50.00	189.00	202.50	472.50	177.50	187.50	272.00
09/05	207.50	207.00	374.00	452.50	160.00	182.50	50.00	188.00	207.50	462.50	175.00	190.00	277.00
09/12	203.50		369.00	447.50	152.50	175.00	50.00	189.00	202.00	465.00	175.00	180.00	270.00
09/19	196.00	200.00	404.50	427.00	152.50	172.50	50.00	189.00	202.50	460.00	165.00	170.00	247.00
09/26	187.50	190.00	387.00	419.50	145.00	170.00	52.50	200.00	207.50	455.00	157.50	166.50	230.00
10/03	188.50		374.00	412.50	135.00	165.00	52.50	194.50	207.50	437.50	150.00	165.00	229.50
10/10	192.00		382.00	413.50	127.50	162.50	50.00	189.00	209.50	427.50	150.00	165.00	213.00
10/17	180.00		374.00	392.50	107.50	140.00	52.50	189.00	187.50	420.00	147.50	162.00	242.50
10/24	183.50		374.00	400.00	107.50	147.50	52.50	189.00	192.50	410.00	155.00	172.50	254.50
10/31	184.50		374.00	397.50	105.00	142.50	52.50	189.00	202.50	402.50	162.50	180.00	262.00
11/07	185.50		364.00	395.00	102.50	137.00	52.50	189.00	195.00	400.00	175.00	192.50	277.50
11/14	188.00	175.50	364.00	402.50	100.00	125.00	52.50	189.00	202.50	382.50	185.00	192.50	290.00
11/21	187.00	178.00	374.00	415.00	102.50	125.00	52.50	189.00	200.00	382.50	190.00	205.00	297.50
11/28	188.00		384.00	417.50	97.50	122.50	52.50	189.00	200.00	367.50	195.00	207.50	307.50
12/05	188.00		374.00	420.00	100.00	112.50	52.50	189.00	200.00	365.00	200.00	212.50	305.00
12/12	185.00			407.50	97.50	120.00	52.50	189.00	195.00	340.00	205.00	220.00	331.00
12/19	188.00			382.50	95.00	120.00	52.50	192.00	200.00	307.50	210.00	230.00	323.50
12/26	188.00	185.00		402.50	95.00	120.00	55.00	189.00	200.00	330.00	202.50	219.50	300.00
01/02	183.00			405.00	95.00	120.00	52.50		200.00	307.50	190.00	197.00	275.00
	<b>200.08</b>	<b>201.44</b>	<b>407.94</b>	<b>475.92</b>	<b>114.31</b>	<b>140.19</b>	<b>51.38</b>	<b>189.24</b>	<b>211.69</b>	<b>390.52</b>	<b>191.37</b>	<b>202.58</b>	<b>293.87</b>

All averages reflect simple averages.

1997

NATIONAL CARLOT MEAT TRADE  
REVIEW

Veal Statistical Data



Livestock and Seed Program  
Livestock and Grain Market News Service  
Des Moines, Iowa



# Veal Market Statistics

## Veal Carcasses & Distributive Veal Cuts

1997	Veal Carcasses *				Distributive Veal Cuts (Ch & Pr Special-Fed)								
Week Ending	Northeast		North Central		Regular	Hind	Loins	Loins	Racks	Racks	Racks	Sq-Cut	Full
	Hd-On	Hd-Off	Hd-On	Hd-Off	Foreshd	Saddle	Regular	Trmd 4x4	8-Rib	7-Rib	6-Rib	Chuck	Shoulder
01/03	150.50	171.50	155.00	173.00	145.00	250.00	240.00	412.50	367.50	400.00	447.50	102.50	140.00
01/10	150.50	171.50	155.50	167.50	145.00	247.50	240.00	410.00	397.50	435.00	482.50	102.50	140.00
01/17	153.13	173.00	154.75	172.50	145.00	247.50	245.00	420.00	385.00	417.50	467.50	100.00	140.00
01/24	155.00	176.33	156.50	181.50	147.50	245.00	240.00	420.00	385.00	417.50	467.50	102.50	142.50
01/31	158.75	178.13	156.75	181.00	145.00	245.00	240.00	420.00	385.00	415.00	465.00	102.50	142.50
02/07	165.50	183.25	158.00	187.50	147.50	247.50	247.50	420.00	390.00	417.50	467.50	120.00	145.00
02/14	169.75	186.67	166.50	196.17	150.00	250.00	245.00	420.00	395.00	420.00	470.00	120.00	147.50
02/21	173.25	190.33	167.50	199.50	150.00	252.50	245.00	425.00	397.50	422.50	475.00	122.50	147.50
02/28	176.00	195.75	175.00	203.50	150.00	252.50	245.00	425.00	397.50	422.50	477.50	122.50	147.50
03/07	182.00	200.88	175.00	208.50	160.00	267.50	262.50	450.00	410.00	447.50	487.50	125.00	150.00
03/14	182.00	201.17	175.25	211.00	160.00	267.50	262.50	450.00	415.00	450.00	495.00	125.00	150.00
03/21	181.67	201.83	177.50	207.00	160.00	267.50	262.50	442.50	415.00	450.00	497.50	122.50	147.50
03/28	178.38	198.67	177.50	204.67	160.00	265.00	262.50	450.00	432.50	460.00	495.00	120.00	147.50
04/04	174.75	197.33	176.75	195.50	160.00	265.00	262.50	442.50	430.00	460.00	495.00	120.00	147.50
04/11	170.50	190.75	173.50	195.00	160.00	257.50	252.50	437.50	435.00	470.00	510.00	110.00	147.50
04/18	167.50	186.83	170.00	190.00	160.00	255.00	257.50	432.50	442.50	470.00	515.00	100.00	140.00
04/25	164.25	183.88	165.00	182.25	155.00	255.00	252.50	430.00	435.00	467.50	500.00	97.50	135.00
05/02	164.00	183.88	164.25	180.00	155.00	255.00	252.50	430.00	435.00	470.00	505.00	97.50	135.00
05/09	164.00	184.67	162.75	183.13	150.00	255.00	252.50	430.00	440.00	475.00	532.50	100.00	142.50
05/16	165.50	186.88	164.00	189.00	147.50	257.50	262.50	450.00	450.00	477.50	537.50	97.50	142.50
05/23	166.67	186.75	163.13	186.25	147.50	257.50	262.50	450.00	450.00	477.50	537.50	97.50	142.50
05/30	167.67	187.83	164.00	190.00	147.50	257.50	262.50	450.00	450.00	477.50	537.50	97.50	142.50
06/06	167.17	187.88	167.00	190.25	150.00	257.50	270.00	475.00	440.00	467.50	505.00	100.00	147.50
06/13	167.17	187.90	166.25	190.50	150.00	257.50	270.00	475.00	435.00	462.50	505.00	100.00	147.50
06/20	166.50	187.88	167.00	193.00	150.00	257.50	270.00	475.00	435.00	462.50	505.00	100.00	147.50
06/27	166.00	187.88	164.75	190.00	150.00	257.50	270.00	475.00	435.00	462.50	505.00	100.00	147.50
07/04	165.33	187.38	164.75	188.00	150.00	257.50	270.00	475.00	435.00	462.50	505.00	100.00	147.50
07/11	164.83	186.13	164.50	190.00	150.00	255.00	265.00	462.50	402.50	440.00	482.50	91.00	137.50
07/18	164.67	185.50	164.00	184.00	147.50	250.00	257.50	462.50	395.00	427.50	487.50	87.50	135.00
07/25	164.33	185.50	162.50	185.50	147.50	250.00	257.50	462.50	395.00	427.50	487.50	90.00	135.00
08/01	165.50	186.00	163.25	186.00	147.50	250.00	257.50	462.50	395.00	427.50	487.50	90.00	135.00
08/08	173.25	194.50	164.00	196.50	155.00	260.00	265.00	477.50	402.50	445.00	497.50	100.00	145.00
08/15	175.38	200.33	172.50	202.33	160.00	267.50	270.00	487.50	410.00	455.00	502.50	107.50	145.00
08/22	180.67	204.25	175.25	212.50	162.50	275.00	285.00	500.00	425.00	462.50	550.00	116.50	147.50
08/29	184.00	209.67	191.25	225.00	167.50	292.50	297.50	527.50	452.50	480.00	540.00	127.50	150.00
09/05	188.00	210.50	182.00	209.00	172.50	295.00	312.50	550.00	455.00	482.50	542.50	130.00	155.00
09/12	190.00	211.25	188.50	202.25	172.50	297.50	307.50	557.50	465.00	495.00	547.50	132.50	155.00
09/19	187.17	209.83	188.25	211.00	172.50	300.00	307.50	562.50	465.00	495.00	547.50	130.00	157.50
09/26	185.67	209.25	187.75	206.25	172.50	295.00	307.50	555.00	455.00	485.00	547.50	130.00	150.00
10/03	183.50	204.75	187.00	203.50	172.50	295.00	307.50	550.00	440.00	472.50	535.00	125.00	150.00
10/10	180.25	203.00	179.00	200.50	167.50	292.50	292.50	525.00	437.50	472.50	530.00	125.00	150.00
10/17	177.00	199.88	179.00	203.00	157.50	285.00	287.50	525.00	420.00	442.50	520.00	115.00	145.00
10/24	175.00	197.17	177.75	197.50	152.50	282.50	287.50	500.00	412.50	437.50	495.00	112.50	142.50
10/31	173.00	194.17	174.00	198.00	152.50	280.00	280.00	500.00	385.00	420.00	490.00	102.50	142.50
11/07	169.33	189.38	172.50	193.50	152.50	280.00	280.00	500.00	385.00	407.50	480.00	100.00	142.50
11/14	167.00	188.17	170.63	186.00	152.50	275.00	280.00	500.00	385.00	410.00	480.00	97.50	140.00
11/21	166.75	188.83	170.50	184.25	147.50	272.50	272.50	500.00	380.00	412.50	480.00	95.00	140.00
11/28	166.67	188.00	169.25	186.00	150.00	270.00	275.00	520.00	395.00	432.50	485.00	90.00	132.50
12/05	166.50	187.83	169.25	190.00	150.00	272.50	275.00	517.50	400.00	430.00	492.50	90.00	142.50
12/12	166.00	189.33	168.75	192.00	150.00	275.00	275.00	522.50	412.50	440.00	492.50	90.00	145.00
12/19	167.00	189.63	167.75	190.00	150.00	275.00	275.00	517.50	442.50	465.00	522.50	90.00	145.00
12/26	167.00	189.25	167.50	189.00	150.00	275.00	275.00	517.50	457.50	477.50	520.00	90.00	145.00
01/02	167.00	187.75	167.50	187.00	150.00	275.00	275.00	517.50	457.50	480.00	542.50	92.50	145.00
	<b>170.36</b>	<b>191.44</b>	<b>169.96</b>	<b>193.34</b>	<b>154.34</b>	<b>266.04</b>	<b>268.54</b>	<b>474.95</b>	<b>419.76</b>	<b>450.19</b>	<b>503.30</b>	<b>106.65</b>	<b>144.43</b>

All averages reflect simple averages.

\* Special Fed, Hot Basis, Choice & Prime

## Veal Market Statistics Distributive & Boxed Veal Cuts (Ch & Pr Special-Fed)

1997	Distributive Veal Cuts							Boxed Veal Cuts - North Central Basis						
Week Ending	Legs Double	Legs TBS	Legs BHS	Top Rnd Trimmed	Breast	Bnls Trim	Stew Meat	Fore Quarter	Kosher Foresdle	Hind Quarter	Loins Trmrd 4x4	Strips Bnls 0x0	Short Tender	Rack 7-Rib
01/03	250.00	555.00	382.50	700.00	73.50	57.00	200.00	172.50	180.00	280.00	427.50	1025.00	955.00	407.50
01/10	245.00	542.50	385.00	700.00	75.00	58.00	200.00	172.50	180.00	280.00	427.50	1025.00	955.00	412.50
01/17	250.00	557.50	397.50	700.00	75.00	58.00	200.00	172.50	180.00	280.00	427.50	1030.00	952.50	415.00
01/24	247.50	562.50	400.00	695.00	75.00	58.00	205.00	172.50	180.00	280.00	427.50	1030.00	952.50	425.00
01/31	247.50	550.00	400.00	675.00	75.00	58.00	205.00	176.00	180.00	280.00	427.50	1030.00	950.00	425.00
02/07	252.50	562.50	417.50	662.50	75.00	56.50	205.00	178.50	182.50	282.50	425.00	1022.50	950.00	430.00
02/14	265.00	557.50	425.00	690.00	75.00	56.00	200.00	188.50	182.50	300.00	425.00	1022.50	950.00	430.00
02/21	265.00	557.50	432.50	685.00	75.00	56.00	200.00	191.50	185.00	302.50	427.50	1050.00	950.00	437.50
02/28	265.00	557.50	432.50	685.00	75.00	56.00	200.00	192.50	187.50	305.00	432.50	1062.50	957.50	452.50
03/07	272.50	585.00	440.00	675.00	72.50	56.50	212.50	195.00	197.50	307.50	462.50	1067.50	957.50	455.00
03/14	272.50	587.50	432.50	675.00	72.50	59.00	212.50	197.50	197.50	310.00	440.00	1077.50	962.50	455.00
03/21	270.00	587.50	435.00	675.00	72.50	59.00	212.50	197.50	197.50	311.00	437.50	1072.50	962.50	455.00
03/28	272.50	587.50	435.00	675.00	70.00	59.50	212.50	197.50	197.50	311.00	437.50	1070.00	962.50	462.50
04/04	272.50	587.50	427.50	675.00	70.00	59.50	212.50	197.50	197.50	311.00	437.50	1105.00	962.50	462.50
04/11	267.50	567.50	405.00	687.50	72.50	61.00	212.50	195.00	197.50	306.00	430.00	1105.00	962.50	462.50
04/18	260.00	562.50	380.00	687.50	72.50	61.00	212.50	192.50	192.50	306.00	430.00	1105.00	962.50	462.50
04/25	257.50	535.00	387.50	687.50	72.50	63.00	212.50	182.50	185.00	302.50	420.00	1072.50	955.00	462.50
05/02	257.50	535.00	387.50	687.50	72.50	63.00	212.50	182.50	185.00	302.50	417.50	1075.00	957.50	462.50
05/09	257.50	545.00	380.00	717.50	72.50	63.50	207.50	182.50	185.00	302.50	417.50	1075.00	960.00	467.50
05/16	257.50	555.00	370.00	725.00	69.00	62.00	200.00	182.50	185.00	300.00	412.50	1072.50	960.00	467.50
05/23	257.50	555.00	370.00	725.00	69.00	63.00	200.00	185.00	190.00	302.50	420.00	1072.50	960.00	475.00
05/30	257.50	555.00	370.00	730.00	69.00	63.00	200.00	185.00	190.00	302.50	427.50	1080.00	960.00	475.00
06/06	257.50	555.00	380.00	750.00	69.00	63.00	200.00	185.00	190.00	305.00	430.00	1080.00	960.00	445.00
06/13	257.50	560.00	390.00	750.00	69.00	64.00	200.00	185.00	190.00	305.00	430.00	1080.00	960.00	442.50
06/20	257.50	560.00	390.00	750.00	69.00	64.00	200.00	185.00	190.00	305.00	435.00	1080.00	967.50	442.50
06/27	257.50	555.00	382.50	750.00	67.50	63.00	200.00	185.00	190.00	305.00	435.00	1080.00	967.50	442.50
07/04	257.50	555.00	382.50	750.00	67.50	63.00	200.00	185.00	187.50	305.00	435.00	1080.00	967.50	442.50
07/11	255.00	545.00	365.00	715.00	67.50	64.00	200.00	185.00	187.50	305.00	435.00	1080.00	967.50	442.50
07/18	247.50	537.50	352.50	712.50	67.50	64.00	187.50	185.00	187.50	305.00	435.00	1080.00	967.50	442.50
07/25	247.50	537.50	352.50	712.50	67.50	64.00	187.50	185.00	187.50	305.00	435.00	1080.00	967.50	442.50
08/01	247.50	545.00	352.50	712.50	67.50	60.50	187.50	185.00	187.50	305.00	447.50	1092.50	967.50	442.50
08/08	257.50	562.50	365.00	750.00	67.50	61.50	192.50	185.00	192.50	310.00	472.50	1102.50	967.50	447.50
08/15	267.50	580.00	380.00	780.00	70.00	56.50	197.50	190.00	195.00	322.50	480.00	1105.00	967.50	445.00
08/22	277.50	597.50	407.50	812.50	72.50	56.50	200.00	190.00	195.00	322.50	497.50	1122.50	967.50	450.00
08/29	292.50	605.00	430.00	887.50	67.50	63.00	200.00	190.00	195.00	327.50	525.00	1175.00	967.50	450.00
09/05	295.00	622.50	437.50	895.00	69.00	63.00	200.00	192.50	195.00	330.00	542.50	1202.50	987.50	460.00
09/12	297.50	622.50	442.50	925.00	75.00	63.00	200.00	197.00	210.00	335.00	537.50	1210.00	1002.50	450.00
09/19	300.00	622.50	447.50	925.00	75.00	63.00	200.00	197.00	210.00	335.00	545.00	1217.50	1002.50	450.00
09/26	295.00	607.50	452.50	925.00	75.00	63.00	200.00	197.00	212.50	335.00	545.00	1205.00	1007.50	452.50
10/03	295.00	607.50	452.50	912.50	75.00	63.00	200.00	197.00	212.50	335.00	545.00	1205.00	1007.50	452.50
10/10	297.50	617.50	450.00	887.50	75.00	62.00	200.00	190.00	212.50	315.00	537.50	1242.50	1007.50	450.00
10/17	290.00	597.50	430.00	862.50	65.00	62.00	200.00	190.00	185.00	320.00	532.50	1242.50	1007.50	447.50
10/24	282.50	587.50	412.50	830.00	67.50	57.50	195.00	185.00	190.00	320.00	532.50	1242.50	1007.50	442.50
10/31	280.00	575.00	392.50	795.00	67.50	60.00	195.00	175.00	187.50	317.50	535.00	1217.50	1007.50	442.50
11/07	277.50	575.00	392.50	775.00	65.00	56.00	172.50	175.00	187.50	317.50	535.00	1217.50	1007.50	442.50
11/14	277.50	575.00	370.00	775.00	70.00	55.50	180.00	167.50	192.50	317.50	520.00	1212.50	1010.00	435.00
11/21	272.50	555.00	362.50	752.50	70.00	54.00	172.50	167.50	192.50	312.50	520.00	1212.50	1010.00	435.00
11/28	270.00	550.00	350.00	775.00	65.00	53.00	172.50	167.50	192.50	312.50	520.00	1212.50	1017.50	430.00
12/05	270.00	550.00	355.00	772.50	65.00	55.50	182.50	167.50	192.50	312.50	527.50	1212.50	1017.50	440.00
12/12	270.00	550.00	350.00	750.00	65.00	54.00	182.50	167.50	190.00	312.50	530.00	1212.50	1017.50	460.00
12/19	270.00	550.00	360.00	742.50	65.00	54.00	195.00	167.50	190.00	312.50	530.00	1212.50	1042.50	467.50
12/26	270.00	527.50	357.50	737.50	65.00	54.50	192.50	167.50	190.00	312.50	530.00	1212.50	1042.50	467.50
01/02	270.00	527.50	357.50	762.50	65.00	54.00	192.50	167.50	190.00	312.50	530.00	1212.50	1047.50	467.50
	<b>267.55</b>	<b>567.22</b>	<b>396.13</b>	<b>751.84</b>	<b>70.36</b>	<b>59.63</b>	<b>198.49</b>	<b>183.87</b>	<b>191.37</b>	<b>308.63</b>	<b>470.28</b>	<b>1122.41</b>	<b>978.68</b>	<b>447.74</b>

All averages reflect simple averages.

# Veal Market Statistics

## Boxed Veal Cuts (Ch & Pr Special-Fed)

1997	Boxed Veal Cuts - North Central Basis													
Week Ending	Ribeye	Sq-Cut Chuck	Chuck Rolls	Shoulder Clod	Legs Single	Legs Slices	Legs TBS	Legs BHS	Top Rnd Trimmed	Butt Tender	Breasts	Bnls Trim	Osso Buco Fore	Osso Buco Hind
01/03	1112.50	95.00	230.00	292.50	245.00	527.50	565.00	387.50	712.50	687.50	80.00	61.50	325.00	472.50
01/10	1112.50	95.00	230.00	292.50	245.00	525.00	565.00	380.00	700.00	700.00	80.00	62.50	325.00	472.50
01/17	1112.50	95.00	230.00	292.50	245.00	525.00	565.00	380.00	700.00	700.00	80.00	62.50	325.00	472.50
01/24	1112.50	97.50	230.00	292.50	247.50	525.00	565.00	380.00	700.00	700.00	80.00	62.50	325.00	495.00
01/31	1145.00	102.50	230.00	292.50	255.00	537.50	572.50	386.50	707.50	712.50	82.50	62.50	330.00	497.50
02/07	1145.00	105.00	230.00	292.50	257.50	540.00	572.50	391.50	680.00	712.50	82.50	62.50	330.00	497.50
02/14	1162.50	107.50	230.00	292.50	262.50	545.00	572.50	396.50	690.00	712.50	82.50	62.50	385.00	507.50
02/21	1192.50	117.50	237.50	292.50	267.50	547.50	572.50	395.00	690.00	712.50	82.50	62.50	385.00	507.50
02/28	1225.00	122.50	240.00	290.00	275.00	555.00	580.00	402.50	700.00	712.50	82.50	62.50	385.00	515.00
03/07	1262.50	125.00	240.00	295.00	277.50	560.00	575.00	415.00	715.00	727.50	84.00	62.50	367.50	515.00
03/14	1275.00	127.50	240.00	287.50	280.00	560.00	575.00	425.00	725.00	715.00	84.00	63.50	367.50	515.00
03/21	1275.00	127.50	240.00	287.50	280.00	560.00	575.00	425.00	727.50	715.00	84.00	63.50	367.50	515.00
03/28	1275.00	127.50	240.00	287.50	277.50	560.00	572.50	425.00	720.00	715.00	82.50	62.50	345.00	512.50
04/04	1275.00	117.50	240.00	287.50	275.00	560.00	572.50	425.00	715.00	715.00	82.50	62.50	345.00	512.50
04/11	1275.00	115.00	240.00	282.50	270.00	550.00	572.50	422.50	712.50	715.00	82.50	62.50	345.00	512.50
04/18	1275.00	102.50	225.00	282.50	267.50	530.00	572.50	400.00	712.50	715.00	82.50	62.50	345.00	512.50
04/25	1275.00	95.00	225.00	282.50	262.50	505.00	557.50	395.00	712.50	715.00	82.50	65.00	345.00	512.50
05/02	1275.00	95.00	225.00	282.50	262.50	500.00	557.50	392.50	712.50	712.50	82.50	65.00	345.00	512.50
05/09	1287.50	95.00	225.00	282.50	262.50	500.00	557.50	387.50	712.50	720.00	82.50	65.00	345.00	512.50
05/16	1287.50	95.00	225.00	282.50	260.00	500.00	557.50	387.50	712.50	802.50	82.50	65.00	337.50	512.50
05/23	1287.50	97.50	225.00	282.50	270.00	540.00	565.00	397.50	722.50	820.00	86.50	65.00	342.50	515.00
05/30	1287.50	97.50	225.00	282.50	272.50	540.00	565.00	397.50	737.50	865.00	86.50	65.00	342.50	515.00
06/06	1312.50	100.00	225.00	282.50	272.50	535.00	562.50	387.50	745.00	850.00	85.00	65.00	342.50	515.00
06/13	1312.50	100.00	225.00	282.50	270.00	517.50	552.50	387.50	752.50	862.50	85.00	62.50	342.50	515.00
06/20	1312.50	100.00	225.00	282.50	270.00	517.50	552.50	387.50	752.50	880.00	85.00	62.50	342.50	515.00
06/27	1312.50	100.00	225.00	282.50	270.00	517.50	552.50	387.50	752.50	887.50	85.00	62.50	342.50	515.00
07/04	1312.50	97.50	225.00	282.50	270.00	517.50	552.50	387.50	747.50	897.50	85.00	62.50	342.50	515.00
07/11	1312.50	97.50	225.00	282.50	270.00	517.50	552.50	387.50	747.50	897.50	85.00	62.50	342.50	515.00
07/18	1312.50	92.50	225.00	282.50	270.00	517.50	552.50	387.50	747.50	897.50	85.00	62.50	342.50	515.00
07/25	1312.50	95.00	225.00	282.50	270.00	517.50	552.50	387.50	747.50	897.50	85.00	62.50	342.50	515.00
08/01	1287.50	100.00	225.00	287.50	270.00	517.50	552.50	377.50	747.50	897.50	85.00	62.50	332.50	515.00
08/08	1297.50	110.00	240.00	290.00	277.50	537.50	552.50	385.00	770.00	912.50	85.00	62.50	332.50	515.00
08/15	1300.00	115.00	241.50	292.50	280.00	549.00	555.00	390.00	797.50	937.50	82.50	65.50	337.50	510.00
08/22	1310.00	120.00	241.50	292.50	287.50	557.50	555.00	390.00	835.00	937.50	82.50	65.50	337.50	510.00
08/29	1310.00	122.50	241.50	292.50	297.50	562.50	560.00	397.50	862.50	947.50	82.50	65.50	337.50	510.00
09/05	1322.50	125.00	241.50	292.50	302.50	570.00	562.50	397.50	877.50	975.00	82.50	65.50	337.50	510.00
09/12	1304.00	130.00	241.50	292.50	305.00	570.00	567.50	432.50	907.50	980.00	82.50	64.50	337.50	510.00
09/19	1304.00	130.00	241.50	292.50	305.00	570.00	567.50	432.50	912.50	980.00	82.50	64.50	337.50	510.00
09/26	1316.50	130.00	241.50	292.50	307.50	552.50	567.50	432.50	920.00	997.50	80.00	64.50	360.00	500.00
10/03	1316.50	130.00	241.50	292.50	307.50	552.50	567.50	432.50	920.00	997.50	80.00	64.50	360.00	500.00
10/10	1305.00	127.50	230.00	292.50	307.50	537.50	567.50	427.50	912.50	997.50	80.00	63.50	352.50	475.00
10/17	1255.00	122.50	225.00	292.50	302.50	537.50	562.50	412.50	912.50	992.50	80.00	63.50	357.50	475.00
10/24	1255.00	117.50	225.00	292.50	302.50	537.50	562.50	412.50	880.00	992.50	80.00	63.50	357.50	475.00
10/31	1300.00	107.50	225.00	290.00	290.00	535.00	562.50	397.50	852.50	1000.00	78.50	60.00	357.50	475.00
11/07	1300.00	107.50	225.00	290.00	285.00	535.00	562.50	397.50	842.50	1000.00	78.50	60.00	357.50	475.00
11/14	1300.00	102.50	225.00	290.00	277.50	500.00	562.50	387.50	812.50	1005.00	78.50	60.00	357.50	475.00
11/21	1300.00	100.00	225.00	290.00	277.50	500.00	562.50	382.50	817.50	1005.00	78.50	60.00	357.50	475.00
11/28	1267.50	95.00	225.00	302.50	277.50	500.00	552.50	377.50	817.50	1012.50	72.50	55.50	357.50	470.00
12/05	1267.50	95.00	225.00	302.50	280.00	500.00	552.50	377.50	817.50	1035.00	72.50	55.50	357.50	470.00
12/12	1267.50	95.00	225.00	300.00	280.00	512.50	552.50	377.50	817.50	1035.00	72.50	55.50	357.50	470.00
12/19	1272.50	95.00	225.00	300.00	280.00	512.50	552.50	377.50	782.50	1057.50	72.50	55.50	322.50	470.00
12/26	1272.50	92.50	225.00	300.00	280.00	512.50	552.50	377.50	782.50	1057.50	72.50	55.50	322.50	470.00
01/02	1272.50	92.50	225.00	300.00	280.00	505.00	552.50	377.50	782.50	1062.50	72.50	55.50	322.50	470.00
	<b>1266.72</b>	<b>107.55</b>	<b>230.75</b>	<b>289.72</b>	<b>276.23</b>	<b>532.34</b>	<b>562.26</b>	<b>397.07</b>	<b>773.40</b>	<b>865.80</b>	<b>81.35</b>	<b>62.30</b>	<b>346.08</b>	<b>499.39</b>

All averages reflect simple averages.

1997

NATIONAL CARLOT MEAT TRADE  
REVIEW

Livestock Statistical Data



Livestock and Seed Program  
Livestock and Grain Market News Service  
Des Moines, Iowa

## Direct Live Cattle Market Statistics 5-Area Direct Live Cattle \*

1997	Price				Weight				Head Count				
Price Ending	Live Steer	Live Heifer	Drsd Steer	Drsd Heifer	Live Steer	Live Heifer	Drsd Steer	Drsd Heifer	Live Steer	Live Heifer	Drsd Steer	Drsd Heifer	Total
01/03	66.08	66.11	108.60	108.36	1210	1088	1245	1107	63,691	47,735	19,025	17,086	147,537
01/10	65.06	65.10	106.51	106.25	1200	1098	1255	1137	72,735	49,697	52,048	47,233	221,713
01/17	65.87	65.91	106.26	106.21	1206	1087	1265	1115	82,087	68,853	44,410	32,749	228,099
01/24	65.06	65.02	106.01	105.78	1198	1085	1261	1119	78,980	57,739	44,072	39,263	220,054
01/31	64.00	63.98	103.82	103.61	1202	1094	1265	1113	82,734	54,880	38,508	30,767	206,889
02/07	63.07	63.06	103.27	103.13	1194	1086	1267	1124	65,140	49,704	44,041	29,305	188,190
02/14	63.82	63.74	103.55	103.50	1200	1083	1263	1125	128,231	83,353	59,020	40,852	311,456
02/21	65.41	65.38	106.02	105.80	1191	1083	1266	1117	111,925	82,226	54,327	39,144	287,622
02/28	68.68	68.60	111.47	111.38	1194	1092	1262	1120	105,775	80,618	61,346	40,452	288,191
03/07	68.06	68.07	111.72	111.73	1179	1072	1264	1121	63,608	41,095	36,592	24,000	165,295
03/14	67.73	67.69	109.77	109.78	1176	1093	1254	1123	83,563	57,024	37,166	24,966	202,719
03/21	67.53	67.61	109.92	109.87	1192	1082	1260	1117	93,051	70,570	51,176	32,347	247,144
03/28	67.15	67.20	109.83	109.74	1185	1082	1263	1122	95,310	61,114	54,172	38,617	249,213
04/04	67.08	67.00	109.08	109.00	1199	1076	1254	1104	59,454	47,764	40,810	27,414	175,442
04/11	66.38	66.33	108.49	108.53	1201	1093	1255	1118	100,116	64,824	58,924	37,946	261,810
04/18	69.02	69.08	111.87	111.73	1185	1086	1257	1108	108,706	66,645	61,416	42,937	279,704
04/25	68.03	68.01	110.87	110.88	1186	1070	1225	1100	91,314	60,058	54,638	31,427	237,437
05/02	67.96	67.85	109.97	109.82	1188	1080	1220	1106	136,900	67,432	85,401	50,921	340,654
05/09	68.95	68.81	111.05	110.99	1172	1068	1210	1103	93,799	62,594	52,381	40,843	249,617
05/16	67.95	67.91	110.39	110.17	1161	1057	1225	1118	68,562	51,583	58,894	37,788	216,827
05/23	66.87	66.85	107.89	107.61	1178	1070	1221	1108	101,662	67,019	39,416	23,964	232,061
05/30	65.08	65.08	105.50	105.35	1168	1071	1211	1115	60,902	45,445	46,724	38,065	191,136
06/06	64.07	63.98	103.86	103.76	1179	1073	1218	1091	86,767	64,971	57,639	40,439	249,816
06/13	63.02	63.00	101.82	101.62	1187	1081	1227	1113	83,370	63,488	43,527	27,504	217,889
06/20	64.25	64.20	105.05	104.96	1193	1089	1228	1119	85,349	74,698	61,531	43,130	264,708
06/27	63.16	63.07	102.60	102.60	1196	1090	1231	1125	82,561	63,054	42,885	29,810	218,310
07/04	63.16	63.08	102.54	102.26	1200	1088	1246	1119	69,535	48,670	51,702	37,575	207,482
07/11	61.96	61.91	100.94	100.33	1192	1088	1244	1123	86,560	69,724	59,470	28,498	244,252
07/18	64.09	64.09	103.90	103.79	1198	1084	1244	1133	69,373	77,244	72,045	48,220	266,882
07/25	64.09	64.12	103.98	103.83	1200	1098	1256	1129	92,024	62,514	53,941	31,290	239,769
08/01	66.12	66.09	106.27	106.34	1218	1098	1252	1125	78,525	61,195	68,064	36,775	244,559
08/08	64.91	64.86	105.26	105.19	1206	1101	1257	1130	55,522	33,598	32,131	19,092	140,343
08/15	65.04	65.01	105.13	105.18	1212	1095	1261	1130	101,736	88,620	79,250	43,439	313,045
08/22	66.03	66.07	106.19	106.02	1188	1094	1261	1132	94,960	83,779	54,978	39,325	273,042
08/29	65.01	64.99	104.78	104.77	1211	1092	1262	1133	48,524	43,363	37,945	25,761	155,593
09/05	65.02	65.05	104.58	104.51	1213	1100	1277	1140	108,482	78,351	57,057	33,624	277,514
09/12	66.95	66.94	106.88	106.90	1210	1098	1269	1140	93,384	79,493	61,495	44,653	279,025
09/19	66.74	66.74	106.44	106.54	1204	1090	1264	1144	40,005	30,022	26,608	14,749	111,384
09/26	65.97	65.99	104.92	104.94	1203	1107	1265	1136	83,819	68,602	47,476	29,044	228,941
10/03	65.97	65.88	105.27	105.15	1213	1092	1267	1138	67,888	49,317	40,866	32,574	190,645
10/10	65.09	65.04	104.00	103.98	1213	1093	1281	1148	75,694	70,918	52,583	43,596	242,791
10/17	65.97	65.93	104.97	105.00	1208	1106	1275	1163	84,673	62,733	52,007	44,093	243,506
10/24	67.94	67.97	107.72	107.74	1208	1104	1275	1167	87,527	84,988	66,944	62,046	301,505
10/31	69.77	69.81	109.40	109.36	1206	1100	1275	1158	57,323	52,659	36,011	28,977	174,970
11/07	68.88	68.89	108.11	107.99	1204	1105	1282	1152	65,640	58,428	34,705	25,897	184,670
11/14	67.85	67.83	107.18	107.26	1223	1104	1278	1146	62,767	65,610	47,463	33,853	209,693
11/21	67.00	66.95	107.17	107.17	1219	1108	1273	1159	83,931	56,696	49,678	40,154	230,459
11/28	67.00	67.01	107.48	107.42	1200	1110	1270	1159	66,839	58,027	45,524	27,740	198,130
12/05	66.73	66.73	106.75	106.69	1210	1097	1279	1154	54,458	49,000	64,583	31,371	199,412
12/12	65.97	65.99	106.78	106.58	1275	1110	1283	1154	63,583	50,887	48,942	28,942	192,354
12/19	65.00	65.00	104.77	104.79	1217	1102	1272	1170	61,818	50,763	46,289	31,156	190,026
12/26	65.79	65.75	104.55	104.27	1208	1115	1277	1142	23,459	18,871	17,576	15,366	75,272
01/02	65.15	65.26	105.51	105.29	1282	1146	1285	1156	3,247	2,077	44,758	25,190	75,272
	<b>66.04</b>	<b>66.00</b>	<b>106.57</b>	<b>106.49</b>	<b>1198</b>	<b>1090</b>	<b>1256</b>	<b>1130</b>	<b>4,167,588</b>	<b>3,160,332</b>	<b>2,650,180</b>	<b>1,811,969</b>	<b>11,790,069</b>

All averages reflect true weighted averages for weeks running Monday-Friday.

5-Area = TX-OK, KS, NE, IA-Sth MN, and CO.

## National Carcass Discounts & Premiums Slaughter Steers and Heifers

1997	Quality				Cutability					Carcass Weight			
Week Ending	From Choice				YG 1-2	YG 2-3	YG 3-4	YG 4-5	YG 5 <	From 550-950 lbs.			
	Prime	Avg CH <	Select	Standard	<.1" fat	<.4" fat	<.8" fat	<1.2" fat	>1.2" fat	400-500	500-550	950-1000	> 1000
01/03	6.50	1.50	-9.00	-21.50	1.50	1.00	-0.50	-13.50	-18.50	-21.50	-20.00	-12.50	-16.00
01/10	6.50	1.50	-7.59	-19.50	1.50	1.00	-0.50	-13.50	-18.50	-21.50	-20.00	-12.50	-16.00
01/17	6.50	1.50	-6.32	-19.00	1.50	1.00	-0.50	-13.00	-18.00	-20.00	-16.00	-12.50	-15.50
01/24	6.50	1.50	-6.00	-18.00	1.50	1.00	-0.50	-12.50	-17.50	-20.00	-15.00	-12.50	-15.00
01/31	6.50	1.50	-6.00	-18.00	1.50	1.00	-0.50	-12.50	-17.50	-20.00	-15.00	-12.50	-15.00
02/07	6.50	1.25	-5.50	-17.50	1.50	1.00	-0.50	-14.00	-19.00	-20.00	-15.00	-12.50	-17.00
02/14	6.50	1.25	-5.00	-17.00	1.50	1.00	-0.50	-13.50	-18.50	-20.00	-15.00	-12.50	-16.00
02/21	6.50	1.25	-4.79	-17.00	1.50	1.00	-0.50	-14.00	-19.00	-20.00	-15.00	-12.50	-16.50
02/28	6.50	1.25	-4.50	-16.00	1.50	1.00	-0.50	-14.00	-19.00	-20.00	-15.00	-12.50	-16.50
03/07	6.50	1.25	-4.00	-15.50	1.50	1.00	-0.50	-14.00	-19.00	-20.00	-17.50	-12.50	-16.50
03/14	6.50	1.25	-4.50	-17.00	1.50	1.00	-0.50	-14.00	-19.00	-20.00	-17.50	-12.50	-17.00
03/21	6.50	1.25	-5.00	-17.00	1.50	1.00	-0.50	-14.00	-19.00	-20.00	-17.50	-12.50	-17.50
03/28	6.50	1.25	-5.50	-17.50	1.50	1.00	-0.50	-14.00	-19.00	-20.00	-17.50	-12.50	-17.50
04/04	6.50	1.25	-5.75	-17.50	1.50	1.00	-0.50	-14.00	-19.00	-20.00	-17.50	-12.50	-17.50
04/11	6.50	1.25	-5.75	-17.50	1.50	1.00	-0.50	-14.00	-19.00	-20.00	-17.50	-12.50	-17.50
04/18	6.50	1.25	-5.50	-17.50	1.50	1.00	-0.50	-14.00	-19.00	-20.00	-17.50	-12.50	-17.50
04/25	6.50	1.25	-5.39	-17.50	1.50	1.00	-0.50	-14.00	-19.00	-20.00	-17.50	-12.50	-17.50
05/02	6.50	1.25	-6.00	-18.00	1.50	1.00	-0.50	-14.00	-19.00	-20.00	-17.50	-12.50	-17.50
05/09	6.50	1.25	-6.76	-19.00	1.50	1.00	-0.50	-14.00	-19.00	-22.50	-17.50	-12.50	-17.50
05/16	6.50	1.25	-7.00	-19.00	1.50	1.00	-0.50	-14.00	-19.00	-22.50	-17.50	-12.50	-17.50
05/23	6.50	1.25	-8.50	-20.00	1.50	1.00	-0.50	-14.00	-19.00	-24.50	-17.50	-12.50	-17.50
05/30	6.50	1.25	-7.13	-20.00	1.50	1.00	-0.50	-14.00	-19.00	-24.50	-17.50	-12.50	-17.50
06/06	6.50	1.25	-7.00	-19.50	1.50	1.00	-0.50	-14.00	-19.00	-24.50	-17.50	-12.50	-17.50
06/13	6.50	1.25	-6.82	-16.50	1.50	1.00	-0.50	-14.00	-19.00	-24.50	-17.50	-12.50	-17.50
06/20	6.50	1.25	-6.03	-16.00	1.50	1.00	-0.50	-14.00	-19.00	-24.50	-17.50	-12.50	-17.50
06/27	6.50	1.25	-6.22	-16.00	1.50	1.00	-0.50	-14.00	-19.00	-24.50	-17.50	-12.50	-17.50
07/04	6.50	1.25	-6.33	-16.00	1.50	1.00	-0.50	-14.00	-19.00	-24.50	-17.50	-12.50	-17.50
07/11	6.50	1.25	-6.00	-16.00	1.50	1.00	-0.50	-14.00	-19.00	-24.50	-17.50	-12.50	-17.50
07/18	6.50	1.25	-6.50	-16.00	1.50	1.00	-0.50	-14.00	-19.00	-24.50	-17.50	-12.50	-17.50
07/25	6.50	1.25	-5.91	-16.00	1.50	1.00	-0.50	-14.00	-19.00	-24.50	-17.50	-12.50	-17.50
08/01	6.50	1.25	-6.16	-16.00	1.50	1.00	-0.50	-14.00	-19.00	-24.50	-17.50	-12.50	-17.50
08/08	6.50	1.25	-6.50	-16.00	1.50	1.00	-0.50	-14.00	-19.00	-24.50	-17.50	-12.50	-17.50
08/15	6.50	1.25	-7.50	-17.50	1.50	1.00	-0.50	-14.00	-18.50	-22.00	-17.50	-15.00	-17.50
08/22	6.50	1.25	-7.00	-16.50	1.50	1.00	-0.50	-14.00	-18.50	-22.00	-17.50	-15.00	-17.50
08/29	6.50	1.25	-8.00	-18.50	1.50	1.00	-0.50	-14.00	-18.50	-22.00	-17.50	-15.00	-17.50
09/05	6.50	1.25	-8.50	-18.50	1.50	1.00	-0.50	-15.00	-20.00	-22.00	-17.50	-15.00	-17.50
09/12	6.50	1.25	-8.50	-18.50	1.50	1.00	-0.50	-15.00	-20.00	-22.00	-17.50	-15.00	-17.50
09/19	6.50	1.25	-8.50	-18.50	1.50	1.00	-0.50	-15.00	-20.00	-22.00	-17.50	-15.00	-17.50
09/26	6.50	1.25	-8.47	-18.50	1.50	1.00	-0.50	-15.00	-20.00	-22.00	-17.50	-15.00	-17.50
10/03	6.50	1.25	-8.35	-18.50	1.50	1.00	-0.50	-15.00	-20.00	-22.00	-17.50	-15.00	-17.50
10/10	6.50	1.25	-9.50	-18.50	1.50	1.00	-0.50	-15.00	-20.00	-22.00	-17.50	-17.50	-20.00
10/17	6.50	1.25	-10.00	-19.50	1.50	1.00	-0.50	-16.00	-21.00	-22.00	-17.50	-17.50	-20.00
10/24	6.50	1.25	-10.00	-19.50	1.50	1.00	-0.50	-16.00	-21.00	-22.00	-18.50	-17.50	-20.00
10/31	6.50	1.25	-10.00	-19.50	1.50	1.00	-0.50	-16.00	-21.00	-22.00	-18.50	-17.50	-20.00
11/07	6.50	1.25	-10.00	-19.50	1.50	1.00	-0.50	-16.00	-21.00	-22.00	-18.50	-17.50	-20.00
11/14	6.50	1.25	-10.00	-19.50	1.50	1.00	-0.50	-16.00	-21.00	-22.00	-18.50	-17.50	-20.00
11/21	6.50	1.25	-10.00	-19.50	1.50	1.00	-0.50	-16.00	-21.00	-22.00	-18.50	-17.50	-20.00
11/28	6.50	1.25	-9.50	-19.50	1.50	1.00	-0.50	-15.00	-20.00	-22.00	-18.50	-17.50	-20.00
12/05	6.50	1.25	-9.00	-19.00	1.50	1.00	-0.50	-15.00	-20.00	-22.00	-18.50	-17.50	-20.00
12/12	6.50	1.25	-8.50	-18.50	1.50	1.00	-0.50	-15.00	-20.00	-22.00	-18.50	-17.50	-20.00
12/19	6.50	1.25	-8.50	-18.50	1.50	1.00	-0.50	-15.00	-20.00	-22.00	-18.50	-17.50	-20.00
12/26	6.50	1.25	-8.00	-18.50	1.50	1.00	-0.50	-15.00	-20.00	-22.00	-18.50	-17.50	-20.00
01/02	6.50	1.25	-7.50	-18.00	1.50	1.00	-0.50	-15.00	-20.00	-22.00	-18.50	-17.50	-20.00
	<b>6.50</b>	<b>1.27</b>	<b>-7.17</b>	<b>-17.98</b>	<b>1.50</b>	<b>1.00</b>	<b>-0.50</b>	<b>-14.35</b>	<b>-19.32</b>	<b>-21.96</b>	<b>-17.49</b>	<b>-14.10</b>	<b>-17.82</b>

Based on individual packer's buying programs. Values reflect average weekly adjustments to base prices, dollars per cwt. on a carcass basis.

## Slaughter Sheep & Hog Market Statistics Weekly Averages & Head Counts

1997	Auct Lambs*		Direct Lambs *				IA-So MN Direct Hogs				Western Cornbelt			
Week Ending	San Angelo	Midwest Markets	Colorado Rcpts	Price	Midwest Markets Rcpts	Price	US 1-3 230-250	500-600	Iowa Receipts	Avg Weight	170-191#	Carcass 45-46%	Lean 47-48%	Value 49-50% 51-52%
01/03	N/A	93.25	21,900	86.63	5,700	91.75	53.94	52.88	463,000	253.1	70.80	73.31	73.93	76.12
01/10	91.50	95.63	22,600	88.00	3,200	94.00	52.75	48.20	450,000	255.1	70.78	72.96	73.43	75.81
01/17	97.50	95.50	23,300	89.50	2,100	95.40	53.45	47.20	552,000	254.3	70.78	73.06	73.75	76.00
01/24	98.50	102.38	N/A	N/A	3,700	100.80	52.50	47.70	532,000	253.7	70.32	72.38	73.01	75.35
01/31	98.00	103.63	22,100	94.00	2,500	102.20	54.90	51.75	521,000	251.7	72.16	74.49	75.21	77.47
02/07	99.50	103.38	23,100	94.00	3,700	102.50	53.75	50.60	486,000	252.7	70.48	72.83	73.54	75.75
02/14	101.50	100.50	26,600	95.50	3,000	101.30	52.20	50.00	518,000	252.8	68.59	70.77	71.41	73.64
02/21	101.50	99.38	27,300	95.50	2,000	100.00	49.55	49.00	515,000	252.3	65.52	67.62	68.27	70.42
02/28	100.50	100.50	26,500	95.50	2,300	101.30	50.25	49.95	538,000	254.1	66.26	68.44	69.10	71.20
03/07	103.00	99.63	29,600	96.00	4,000	101.30	48.70	48.65	550,000	254.1	64.00	66.18	66.82	68.83
03/14	101.25	99.00	32,700	96.00	2,700	99.50	47.45	46.90	546,000	253.6	62.78	64.82	65.46	67.49
03/21	99.00	95.75	34,600	97.50	4,600	99.70	47.15	46.90	554,000	254.1	62.71	64.72	65.34	67.56
03/28	97.50	99.50	36,000	97.50	4,500	100.50	49.60	47.70	587,000	253.1	65.30	67.12	67.86	70.03
04/04	95.50	96.63	26,800	97.50	3,100	99.30	50.55	46.50	549,000	253.1	67.32	69.06	69.80	72.11
04/11	95.50	95.88	23,400	97.50	4,000	97.50	52.60	46.00	555,000	252.7	69.61	71.44	72.20	74.43
04/18	97.00	94.00	25,500	95.38	3,600	95.20	54.20	47.10	558,000	253.4	72.35	74.39	75.12	77.39
04/25	94.00	86.50	24,900	93.25	5,000	87.50	56.15	47.10	486,000	253.3	73.94	75.55	76.57	78.90
05/02	90.50	84.13	23,720	92.00	3,675	86.00	57.15	49.20	511,000	254.3	74.93	76.93	77.67	80.00
05/09	N/A	85.25	24,520	90.38	3,275	87.00	56.70	50.20	490,000	254.4	75.82	77.32	78.36	80.86
05/16	86.50	89.50	24,500	89.75	2,200	91.00	59.55	52.10	512,000	254.4	78.16	80.34	81.10	83.49
05/23	81.75	90.50	24,900	89.75	6,400	93.17	58.05	51.70	499,000	253.2	77.21	79.08	79.79	82.09
05/30	N/A	90.90	25,234	90.00	3,550	91.50	55.88	50.13	447,000	255.1	74.27	76.20	76.76	79.12
06/06	82.00	86.75	22,853	85.89	2,975	91.63	56.55	47.60	508,000	256.1	74.93	76.55	77.47	79.67
06/13	85.00	86.00	24,238	89.50	1,700	83.00	56.90	47.80	532,000	254.3	75.78	77.51	78.28	80.55
06/20	N/A	80.75	22,000	86.50	2,600	79.60	57.25	47.20	499,000	253.0	76.49	77.77	78.96	81.13
06/27	82.50	78.38	22,400	80.00	3,600	79.00	59.10	48.30	511,000	252.1	78.70	80.00	81.23	83.78
07/04	N/A	78.25	22,400	80.00	2,000	76.75	60.06	47.63	419,000	250.9	79.85	81.45	82.54	84.86
07/11	81.50	74.90	19,980	74.00	3,925	74.30	58.40	47.40	514,000	250.4	77.89	79.24	80.41	82.62
07/18	76.50	73.75	24,044	75.50	1,925	73.20	59.60	48.10	531,000	250.9	79.56	81.19	82.00	84.33
07/25	77.25	80.63	23,000	75.50	2,900	75.63	58.75	48.10	530,000	250.0	78.50	79.93	81.09	83.33
08/01	81.00	83.38	19,300	74.50	3,500	80.25	56.70	47.50	491,000	248.9	75.56	76.94	78.10	80.30
08/08	82.50	88.13	23,000	81.50	3,600	86.17	56.50	48.40	524,000	248.7	75.00	76.43	77.50	79.28
08/15	90.00	91.75	19,300	N/A	5,000	89.50	55.85	47.80	553,000	249.3	74.47	76.10	76.95	78.61
08/22	94.00	92.50	17,900	N/A	3,750	95.53	54.50	46.40	560,000	250.2	72.43	74.13	74.88	77.17
08/29	93.00	95.75	20,100	N/A	4,100	94.40	51.60	44.70	601,000	249.6	68.30	70.16	70.72	72.60
09/05	92.75	89.75	22,500	94.50	2,500	91.67	50.00	43.00	514,000	251.1	66.37	67.91	68.47	71.24
09/12	86.75	85.63	21,579	94.00	2,800	87.13	49.80	42.80	587,000	251.8	65.94	68.12	68.56	70.88
09/19	82.50	81.13	23,792	92.00	3,025	82.06	51.45	41.90	638,000	251.9	68.14	70.32	70.84	72.95
09/26	84.00	81.50	19,700	87.50	4,300	81.00	49.20	40.90	580,000	252.6	65.02	67.06	67.66	69.70
10/03	83.50	80.75	21,000	86.00	5,900	80.60	48.85	40.60	560,000	253.7	64.79	66.70	67.32	69.75
10/10	83.50	81.38	18,600	85.50	5,075	81.50	48.30	41.40	629,000	254.8	63.65	66.01	66.28	68.52
10/17	82.00	81.38	19,600	84.50	4,600	82.13	45.85	39.45	605,000	255.5	60.57	62.80	63.24	65.41
10/24	83.00	81.75	19,900	83.00	6,300	82.00	45.50	38.40	599,000	255.9	60.12	61.80	62.60	64.84
10/31	82.50	82.00	20,453	81.50	4,950	82.20	45.45	37.20	660,000	256.9	60.06	62.39	62.87	64.77
11/07	80.50	80.13	18,700	81.50	5,700	81.55	44.75	36.40	612,000	257.0	58.99	61.96	62.21	64.23
11/14	81.50	77.50	20,600	81.50	6,300	79.31	44.40	35.40	608,000	258.5	58.30	61.00	61.34	63.73
11/21	79.00	78.50	20,600	80.50	4,200	78.33	45.05	37.70	628,000	258.2	59.23	62.21	62.51	64.49
11/28	N/A	79.88	N/A	N/A	2,600	79.92	43.94	37.25	510,000	256.6	57.74	60.74	60.81	62.95
12/05	83.00	82.50	20,270	82.00	6,300	81.10	43.70	35.80	638,000	258.5	57.76	60.51	60.75	62.67
12/12	80.75	81.50	22,300	82.00	4,000	81.00	42.50	36.90	630,000	258.0	56.18	58.73	59.01	61.21
12/19	83.50	81.88	25,700	82.00	3,800	81.00	38.80	34.90	665,000	257.7	50.92	53.27	53.66	55.94
12/26	N/A	82.00	24,200	80.50	3,300	79.88	36.25	31.50	467,000	258.8	47.13	48.99	49.61	52.31
01/02	N/A	77.50	16,000	79.00	3,700	79.00	33.83	29.67	524,000	259.9	44.97	46.91	47.53	49.67
	<b>88.98</b>	<b>87.90</b>	<b>1,185,783</b>	<b>87.53</b>	<b>199,725</b>	<b>88.09</b>	<b>51.25</b>	<b>44.82</b>	<b>28,846,000</b>	<b>253.8</b>	<b>67.88</b>	<b>69.88</b>	<b>70.56</b>	<b>72.78</b>

All averages reflect simple averages.

\* Choice & Prime 2-4 120-140 Lbs. Shorn & Woolled Lambs

1997

NATIONAL CARLOT MEAT TRADE  
REVIEW

Stocks in Cold Storage



Livestock and Seed Program  
Livestock and Grain Market News Service  
Des Moines, Iowa



# 1997 Stocks in Cold Storage

## Stocks in All Warehouses

Month	Beef				Pork									
	Boneless Beef	% of 1996	Beef Cuts	% of 1996	Picnics Bone-in	% of 1996	Hams Bone-in	% of 1996	Hams Boneless	% of 1996	Bellies	% of 1996	Loins Bone-in	% of 1996
January	265,492	80%	24,817	73%	6,577	98%	25,726	85%	24,056	83%	38,030	82%	9,184	107%
February	239,825	73%	21,839	65%	9,010	100%	26,796	90%	28,909	115%	44,277	95%	10,728	113%
March	268,243	85%	22,178	68%	7,180	78%	26,160	142%	29,635	172%	54,767	115%	11,562	130%
April	259,405	85%	26,043	81%	7,353	78%	43,204	130%	42,549	149%	54,015	94%	15,415	205%
May	254,868	92%	23,870	82%	7,782	90%	51,722	104%	46,853	155%	55,274	87%	13,876	226%
June	281,485	102%	24,015	81%	7,937	109%	53,471	101%	46,243	173%	52,274	92%	8,963	135%
July	274,418	104%	28,268	101%	8,890	136%	65,752	130%	47,453	169%	33,657	118%	8,966	142%
August	294,276	107%	30,419	104%	9,986	167%	64,394	121%	49,091	162%	18,346	97%	7,408	115%
September	319,614	112%	29,406	105%	11,930	194%	59,928	96%	41,350	130%	11,154	88%	6,482	120%
October	318,174	120%	33,382	112%	13,786	194%	50,207	93%	38,582	145%	14,408	89%	7,738	114%
November	346,963	134%	31,197	110%	10,940	208%	32,284	98%	29,047	184%	25,365	82%	12,671	138%
December*	319,192	124%	31,637	112%	7,318	159%	23,148	125%	21,623	144%	44,832	118%	10,644	119%

Month	Pork						Lamb & Veal							
	Loins Boneless	% of 1996	Butts	% of 1996	Ribs	% of 1996	Trim	% of 1996	Other	% of 1996	Veal	% of 1996	Lamb & Mutton	% of 1996
January	10,431	88%	8,246	79%	72,938	115%	34,557	70%	79,128	89%	7,162	100%	9,557	98%
February	9,484	98%	9,177	92%	70,438	114%	46,697	88%	92,958	108%	6,624	102%	9,861	76%
March	9,704	113%	11,123	114%	68,526	108%	52,436	130%	92,957	117%	6,270	95%	11,163	91%
April	10,297	119%	11,563	130%	62,646	101%	52,642	147%	96,181	118%	5,515	89%	13,027	95%
May	8,957	165%	8,001	124%	45,672	88%	46,951	150%	81,378	105%	3,986	78%	15,220	125%
June	10,905	206%	6,624	144%	30,858	83%	45,061	160%	88,859	116%	4,478	85%	16,594	121%
July	7,758	130%	4,833	121%	29,902	85%	45,855	165%	78,271	96%	5,045	90%	18,535	141%
August	7,218	114%	4,069	104%	23,445	81%	42,445	125%	83,724	94%	5,117	74%	19,383	132%
September	8,834	111%	4,463	80%	31,240	92%	41,099	121%	72,757	84%	5,876	90%	16,116	143%
October	9,870	157%	6,906	128%	39,370	97%	37,950	124%	80,229	101%	6,532	96%	16,894	161%
November	10,534	137%	7,829	157%	47,797	87%	41,107	131%	73,738	96%	6,587	101%	16,534	169%
December*	11,581	125%	9,920	167%	55,610	78%	51,583	158%	70,584	99%	8,037	111%	13,705	154%

Stock poundage in thousand pounds.

\* December figures are preliminary estimates, all other months reflect actual totals.

### Notes:

Loins, boneless: Includes pork tenderloins

Trimming: Includes 42% & 72% trimmings, boneless picnic meat, jowls, neckbone trim, and blade, cheek, head, and ham shank meat.

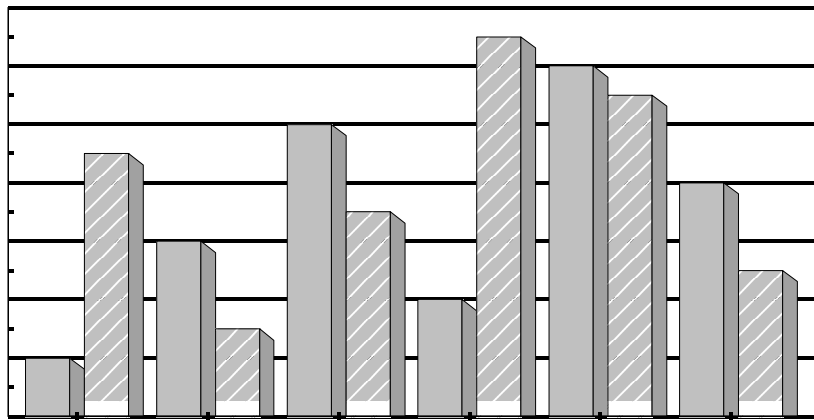
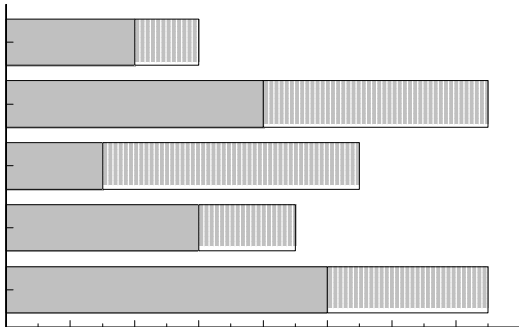
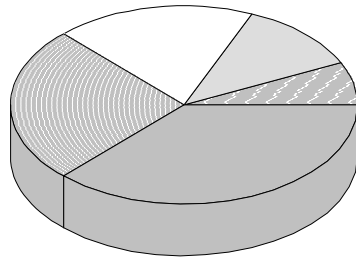
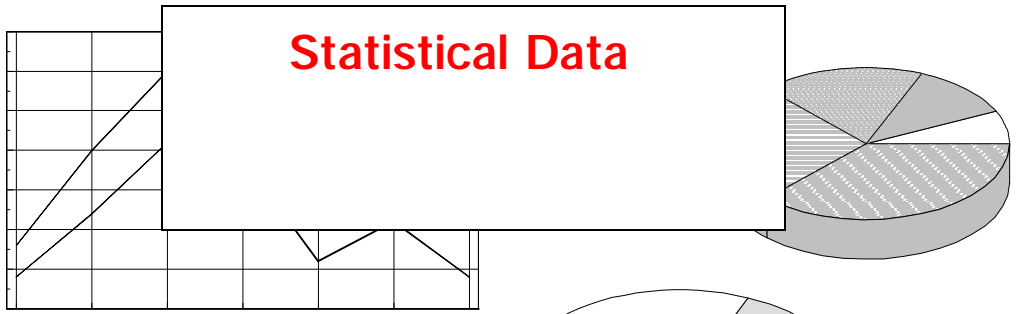
Other: Includes ears, tails, feet, neckbones, and snouts.

Variety Meats: Includes tongues, kidneys, livers, stomachs, chitterlings, hearts and salivary glands.

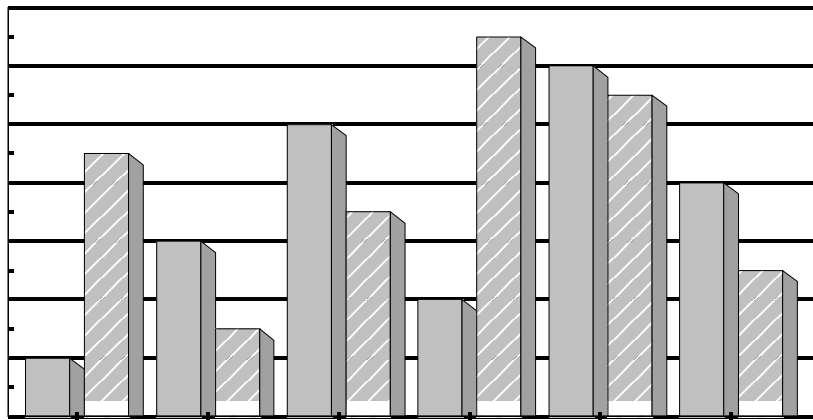
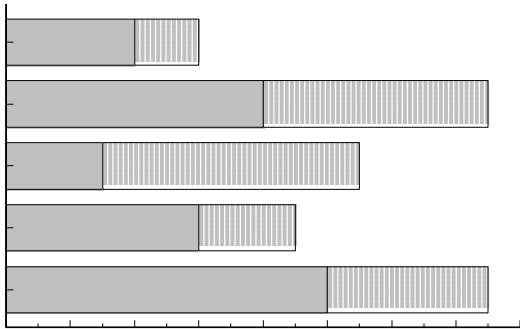
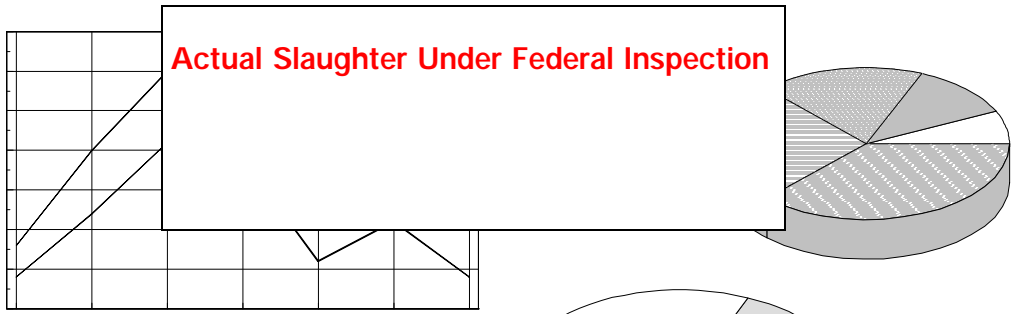
Hams, boneless includes full hams, bone removed, and individual muscles separated.

Source: USDA National Agricultural Statistics Service

# Graph Section



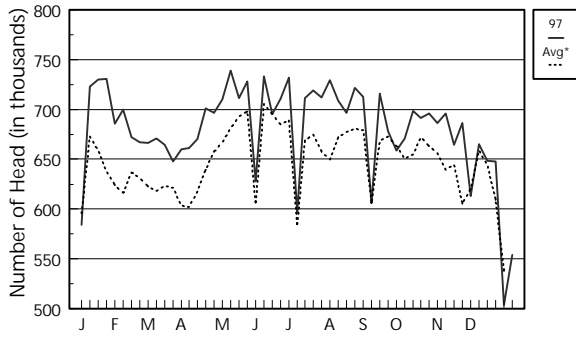
# Graph Section



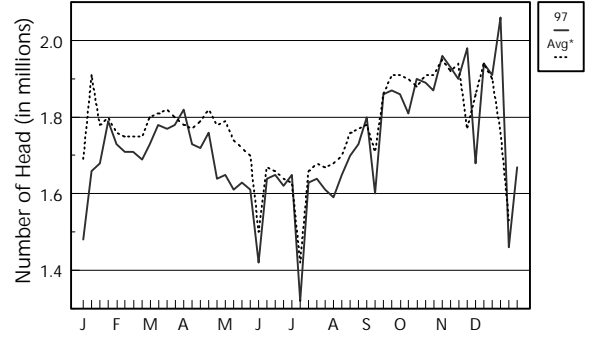
# Actual Slaughter

## Total Slaughter by Species

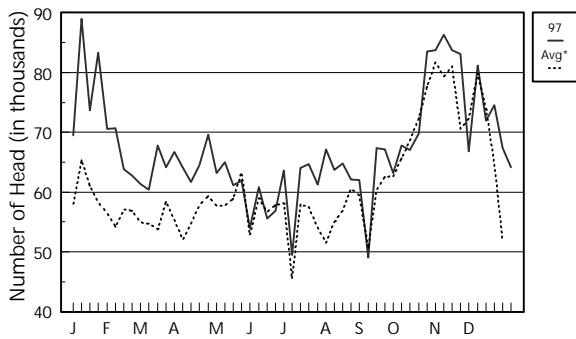
### Total Cattle Slaughter



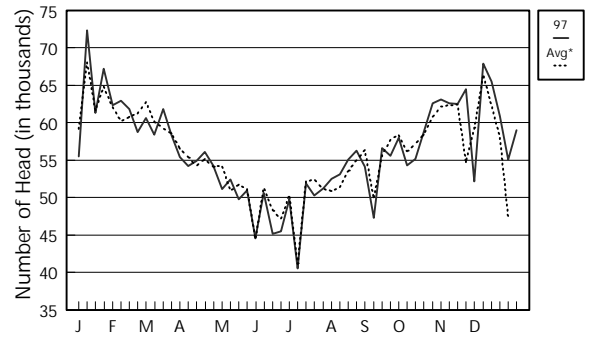
### Total Hog Slaughter



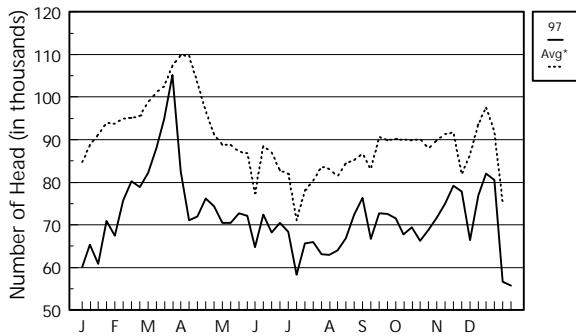
### Beef Cow Slaughter



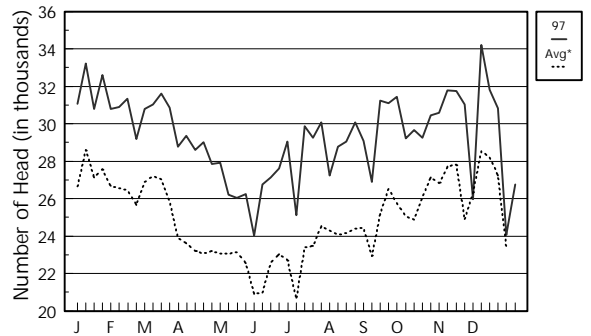
### Dairy Cow Slaughter



### Total Sheep Slaughter



### Total Veal & Calf Slaughter



\*Note: Avg = 5-year average (1992-1996)

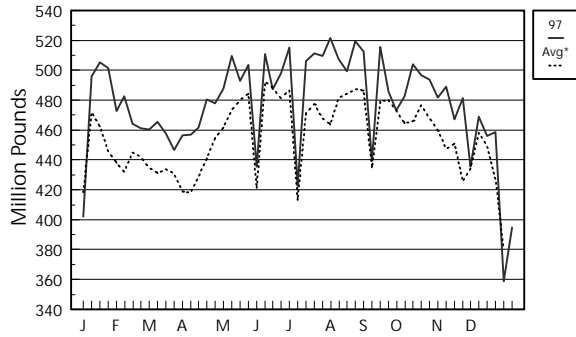


# Actual Slaughter

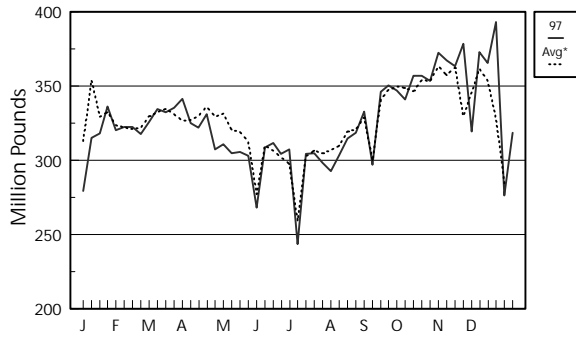
## Meat Production by Species

### Cattle & Hog Dressing Percentages

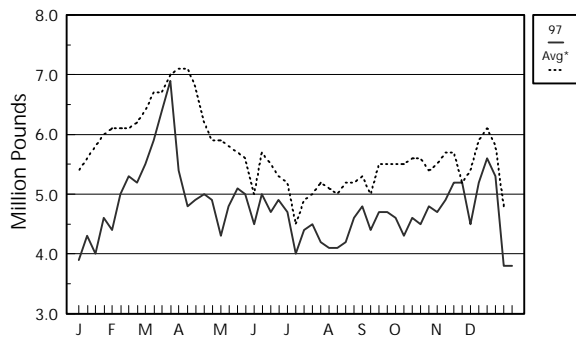
#### Total Beef Production



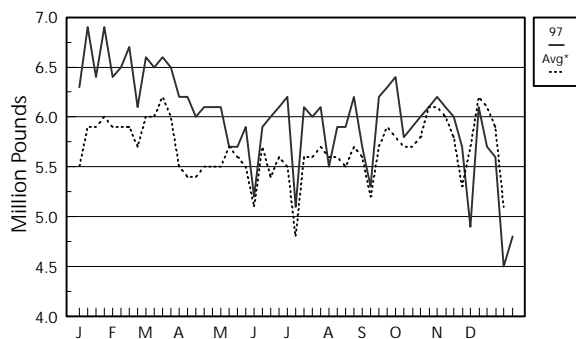
#### Total Pork Production



#### Total Lamb Production

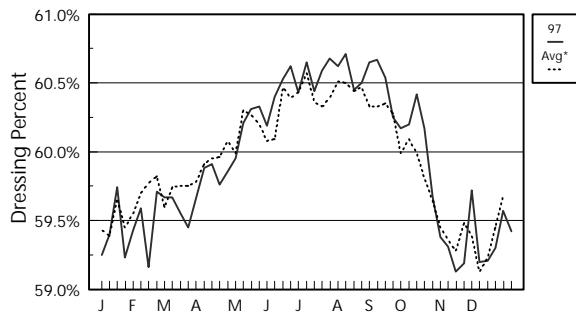


#### Total Veal Production



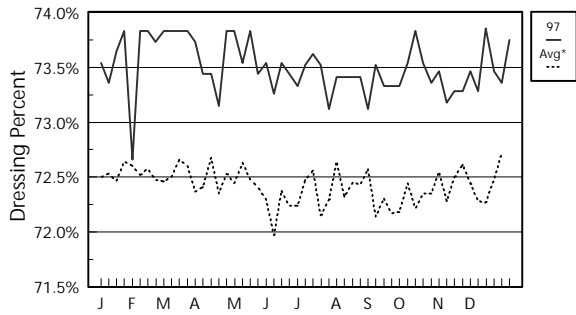
#### All Cattle Dressing Percent

(Dressed weight divided by Live weight)



#### All Hog Dressing Percent

(Dressed weight divided by Live weight)

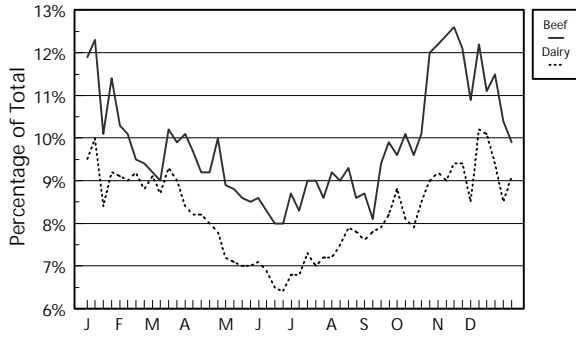


\*Note: Avg = 5-year average (1992-1996)

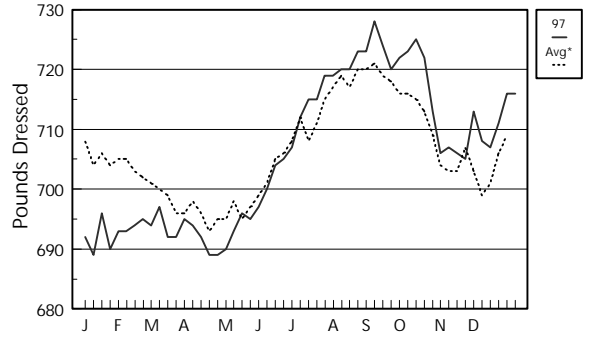
# Actual Slaughter

## Dressed Weights by Species

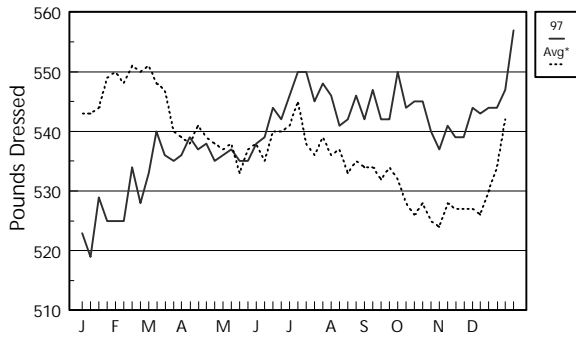
Beef vs Dairy Cow Slaughter %



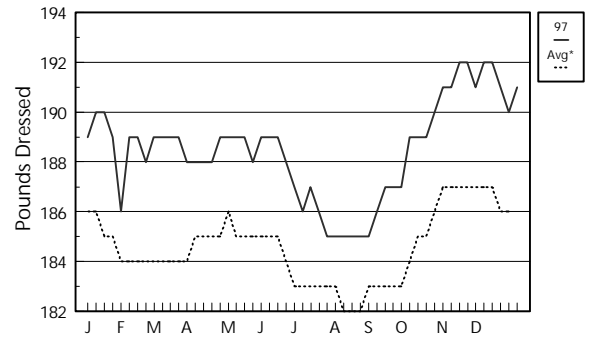
All Cattle Dressed Weight



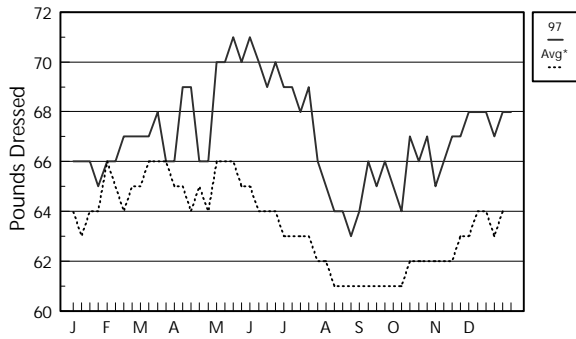
All Cow Dressed Weight



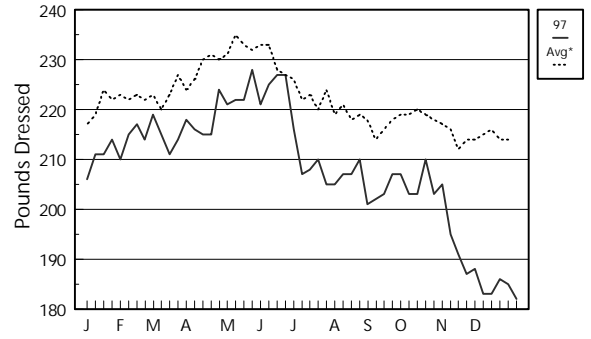
All Hog Dressed Weight



Lamb Dressed Weight



Veal & Calf Dressed Weight



\*Note: Avg = 5-year average (1992-1996)

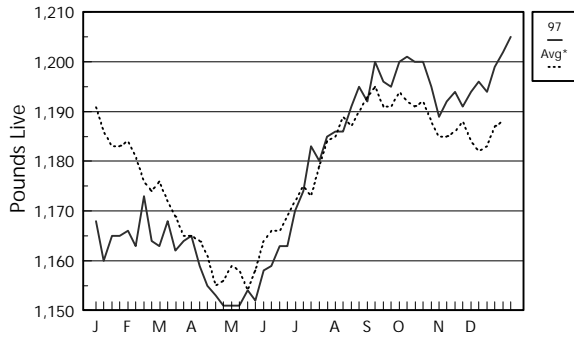


# Actual Slaughter

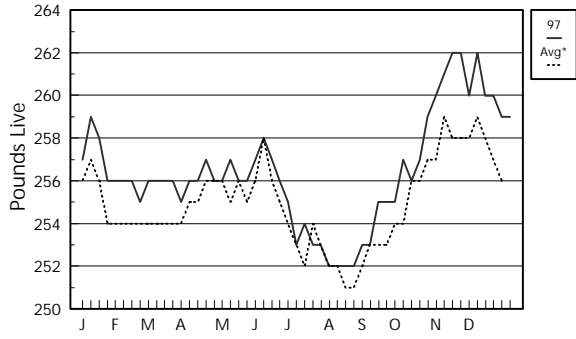
## Live Weights by Species

### Cattle & Hog by Class Comparisons

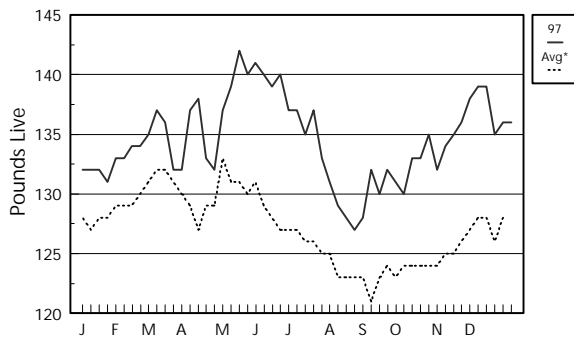
#### All Cattle Live Weight



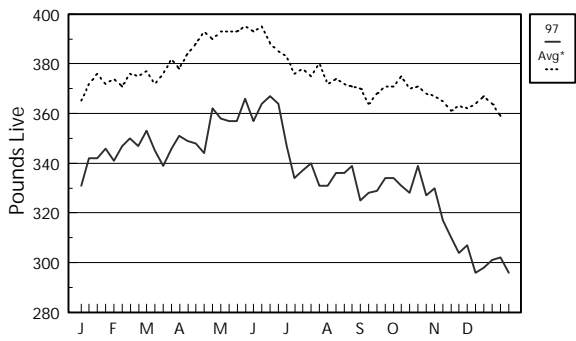
#### All Hog Live Weight



#### All Sheep Live Weight

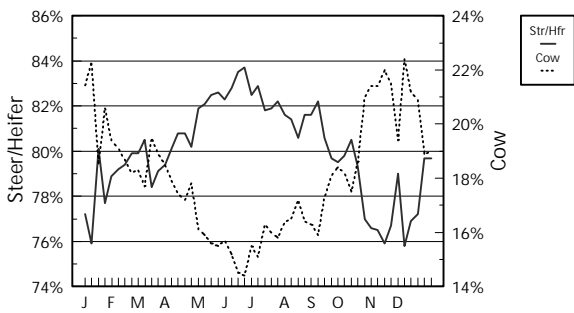


#### Veal & Calf Live Weight



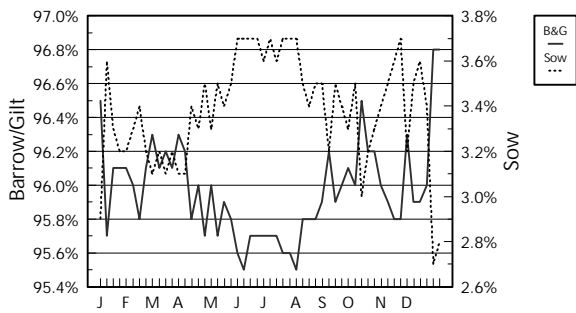
#### Steer/Heifer vs Cow Slaughter

% of Total Cattle Slaughter



#### Barrow/Gilt vs Sow Slaughter

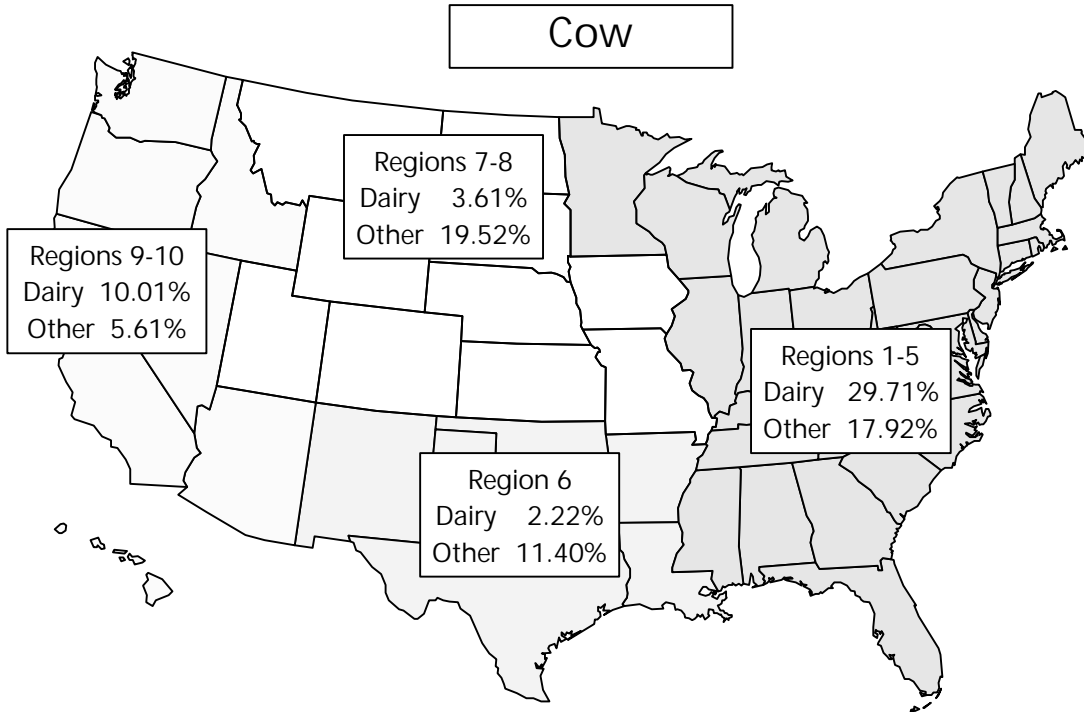
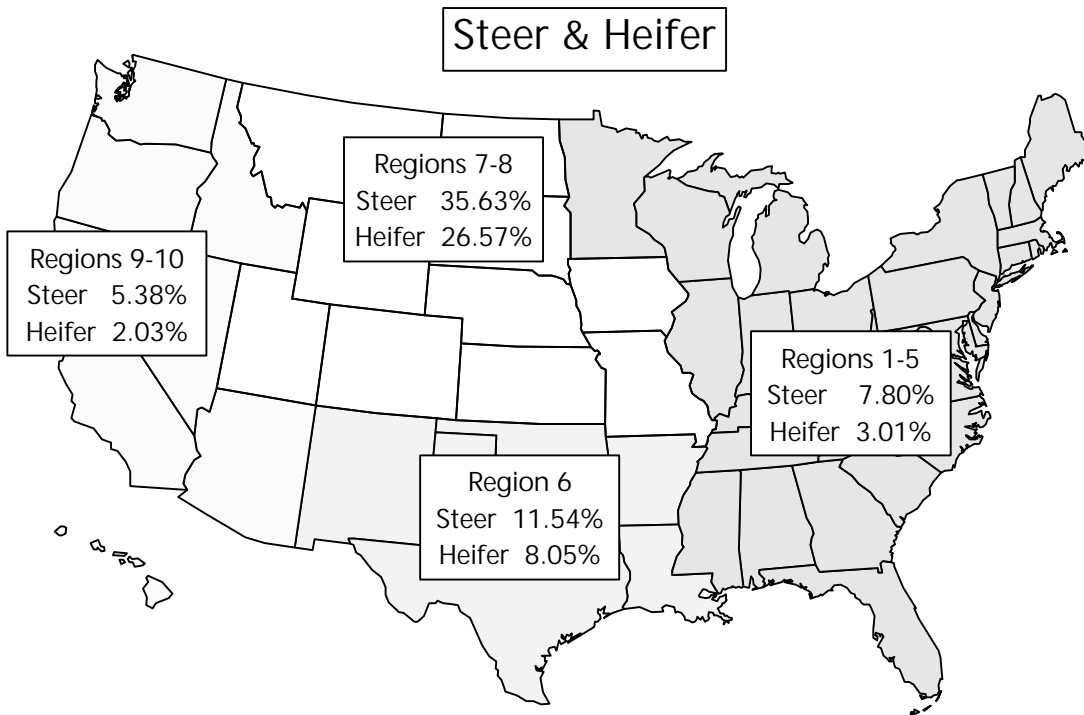
% of Total Hog Slaughter



\*Note: Avg = 5-year average (1992-1996)

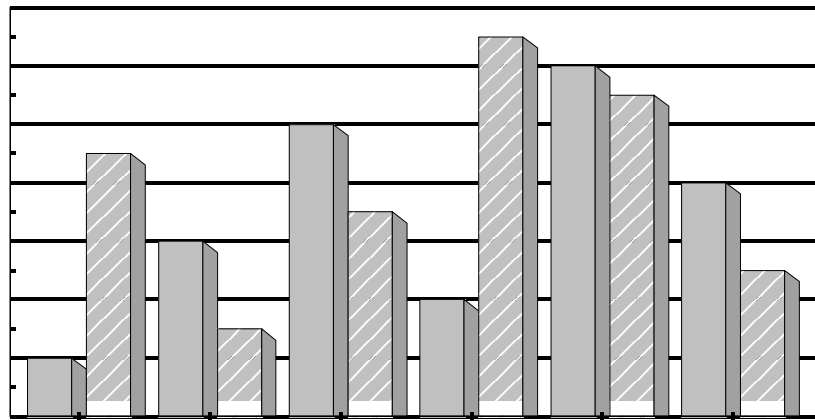
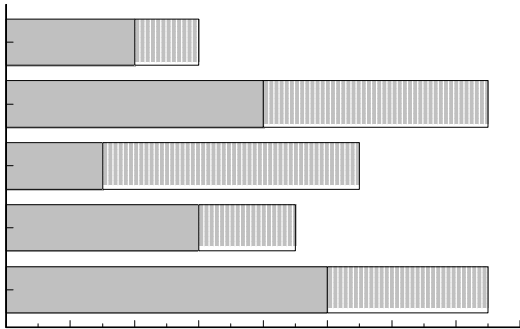
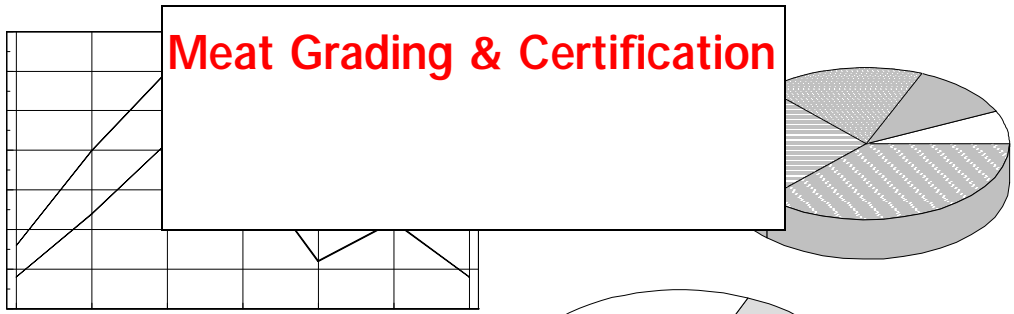
# USDA Federal Slaughter by Regions

Percentage of Class by Region - Cattle





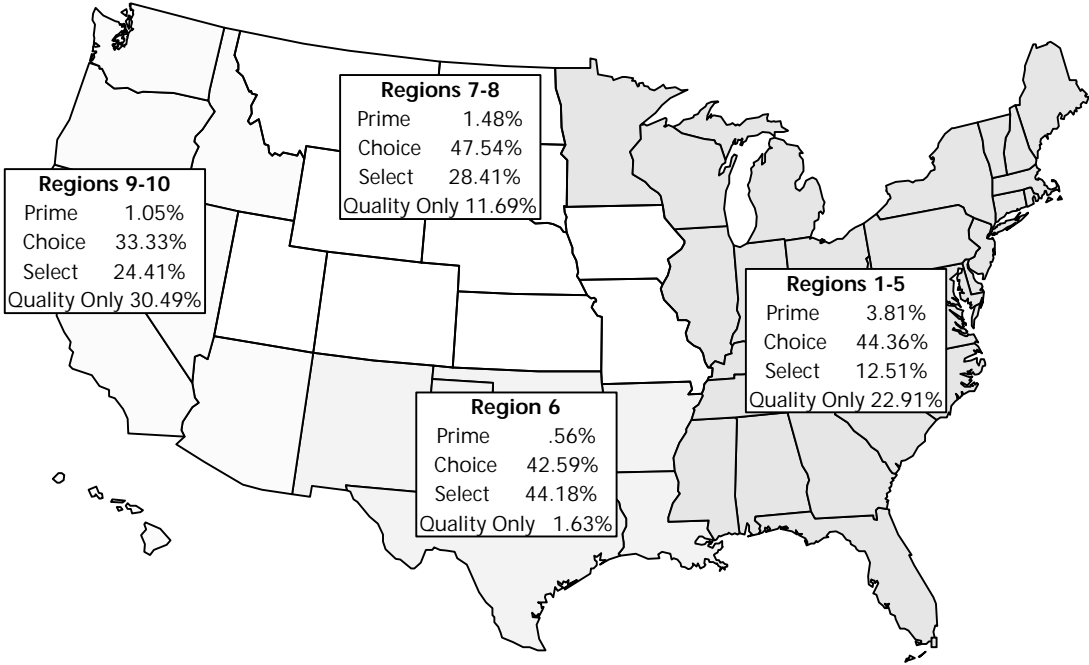
# Graph Section



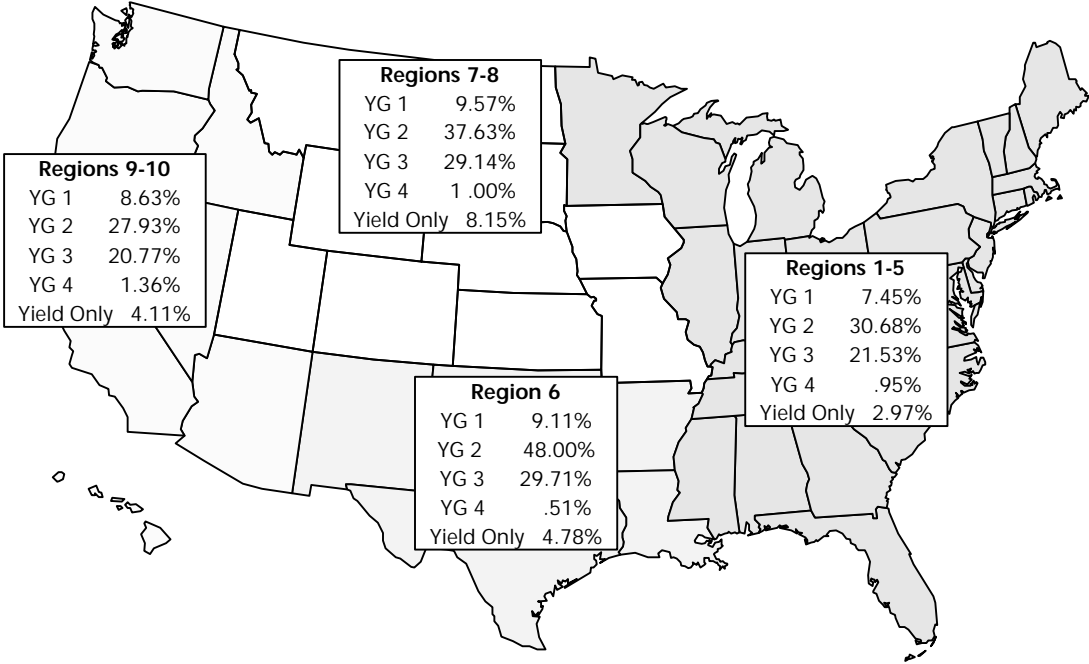
# National Estimated Grading Percent

Steer & Heifer by Regions

Quality Grade Breakdown by Region



Yield Grade Breakdown by Region

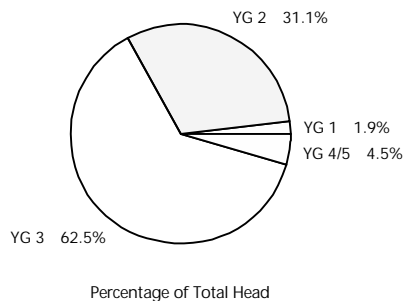


# National Summary of Meats Graded

## Beef and Lamb Quality and Yield

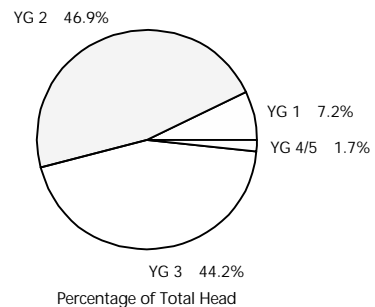
### Beef Graded Prime

Yield Grade Breakdown for 1997



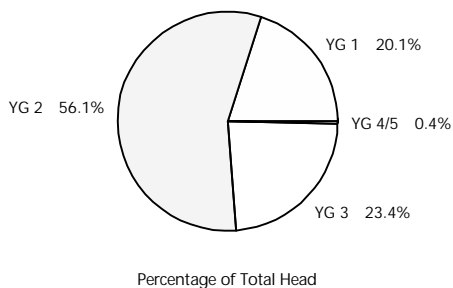
### Beef Graded Choice

Yield Grade Breakdown for 1997



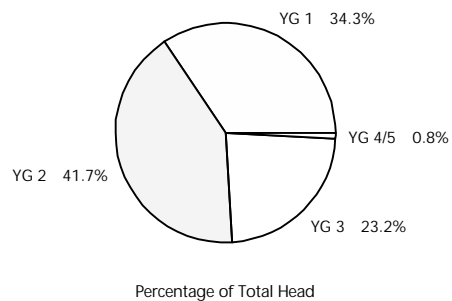
### Beef Graded Select

Yield Grade Breakdown for 1997



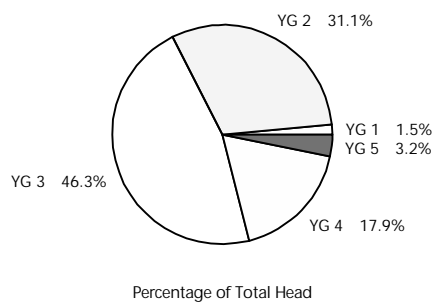
### Beef Yield Graded Only

Yield Grade Breakdown for 1997



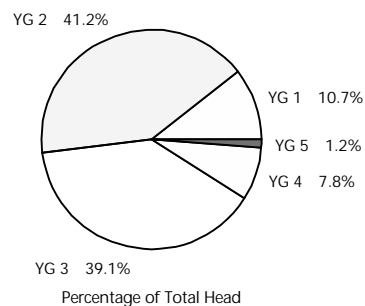
### Lamb Graded Prime

Yield Grade Breakdown for 1997

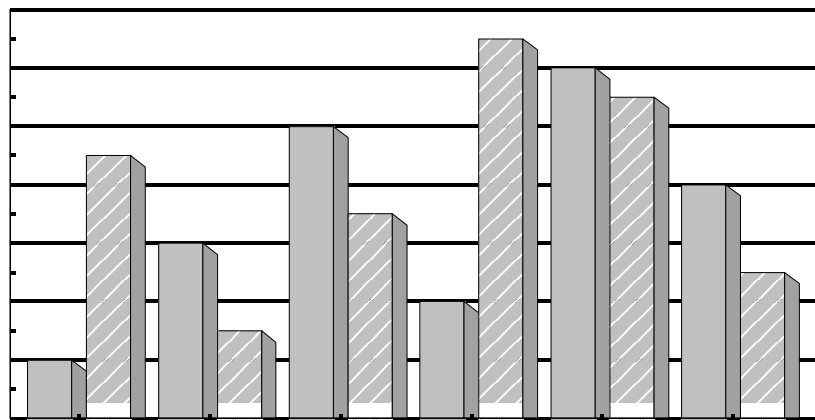
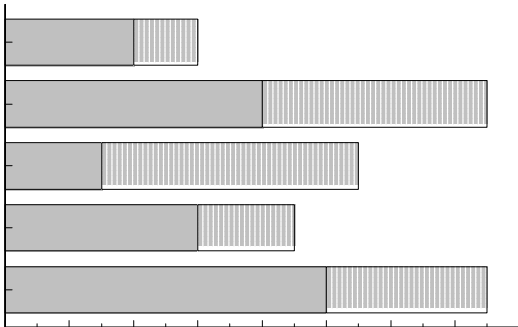
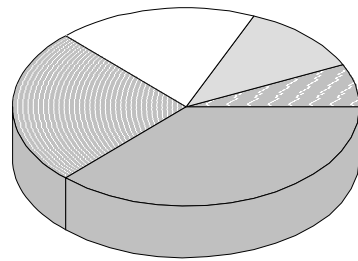
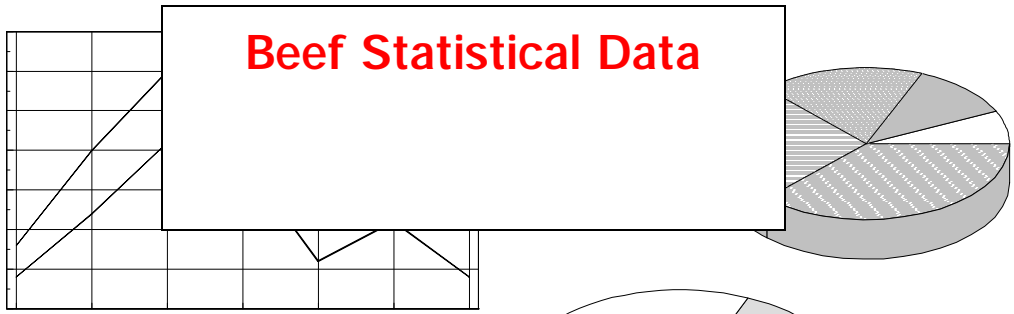


### Lamb Graded Choice

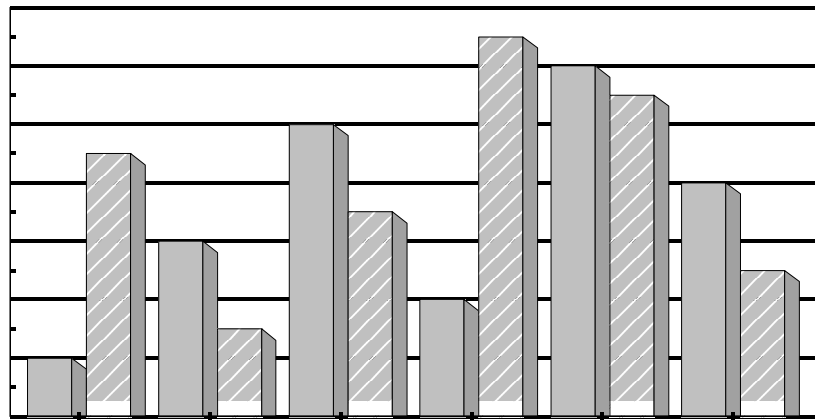
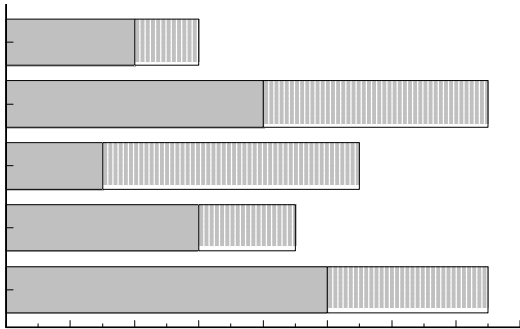
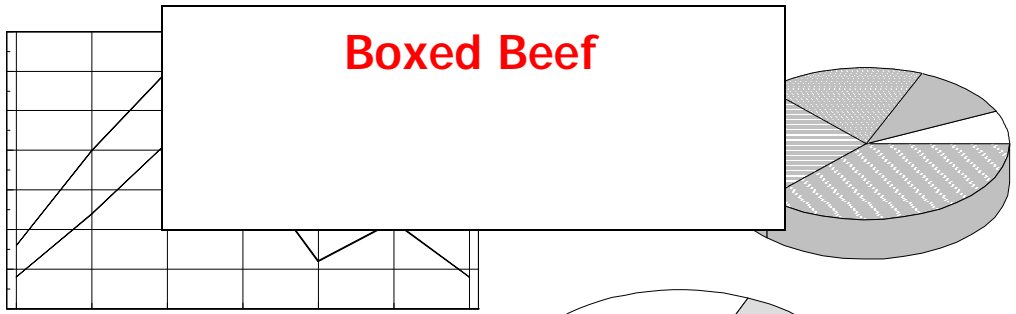
Yield Grade Breakdown for 1997



# Graph Section



# Graph Section

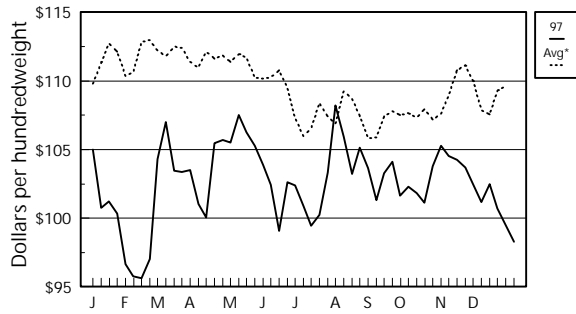


# Fabricated Boxed Beef

## Boxed Beef Cutouts & Load Counts

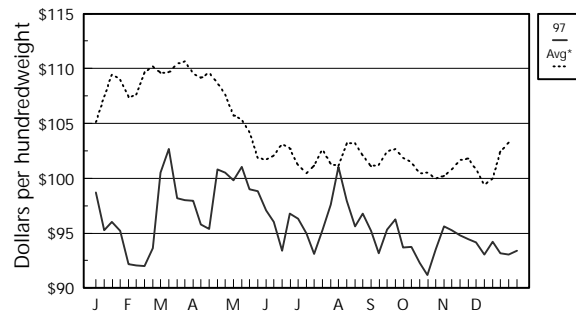
### Choice Boxed Beef Cutout

700-850 Pounds



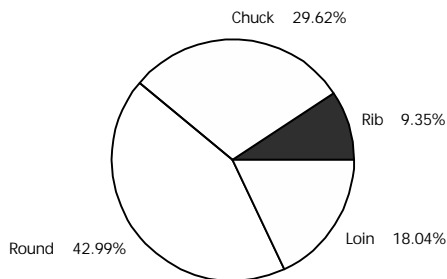
### Select Boxed Beef Cutout

700-850 Pounds



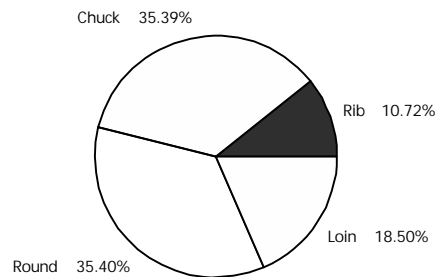
### Choice Loads by Primal

Breakdown for 1997



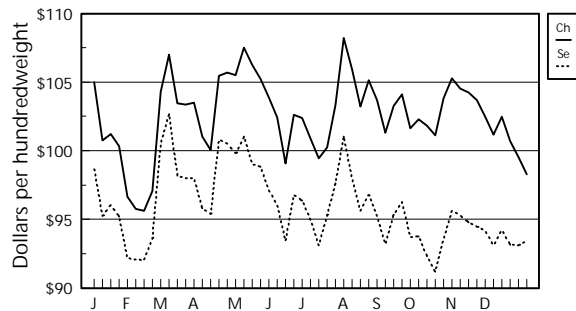
### Select Loads by Primal

Breakdown for 1997



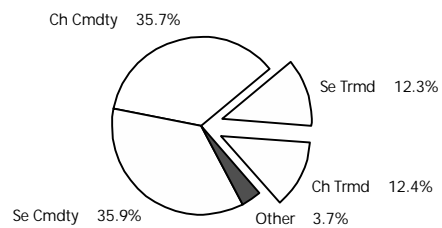
### Choice vs Select Beef Cutouts

700-850 Pounds



### Beef Cut Loads by Type

Commodity vs Closely Trimmed - 1997 Totals



Other=back ribs, inside skirts, and cap & wedge meat

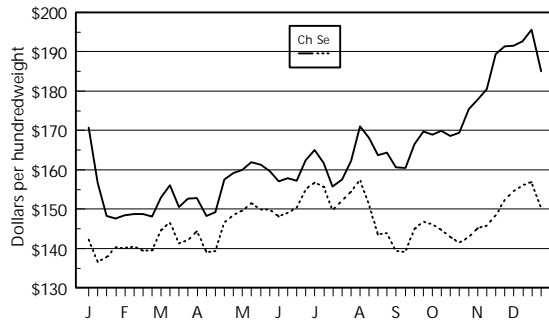


\*Note: Avg = 5-year average (1992-1996)

# Fabricated Boxed Beef

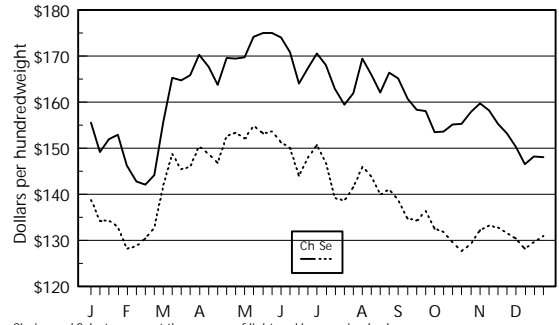
## Primal Values and Volumes

### Primal Rib



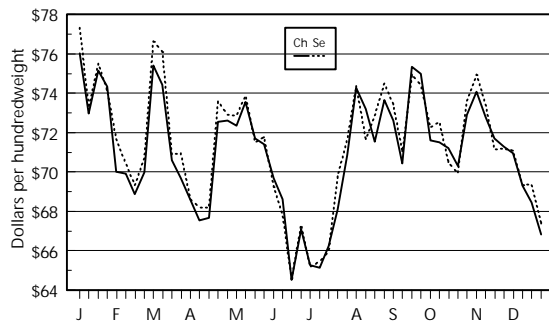
Choice and Select represent the average of light and heavy primal values.

### Primal Loin



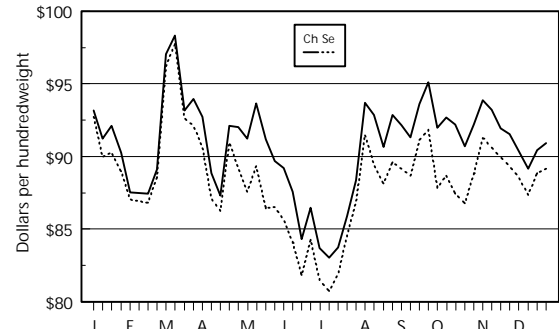
Choice and Select represent the average of light and heavy primal values.

### Primal Chuck

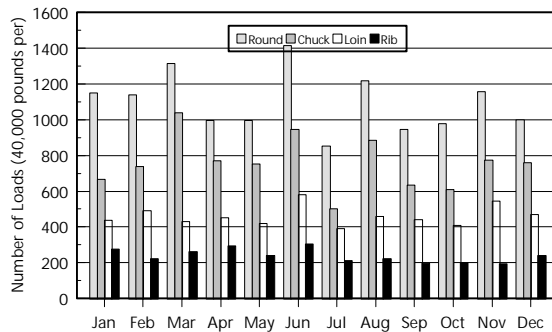


Choice and Select represent the average of light and heavy primal values.

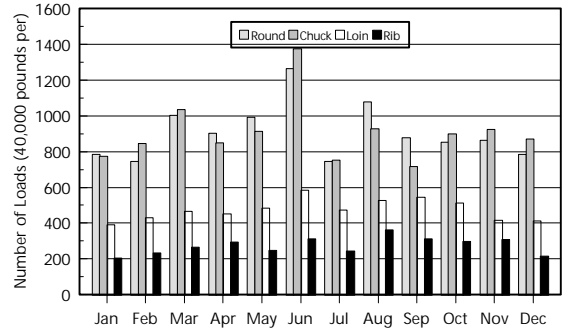
### Primal Round



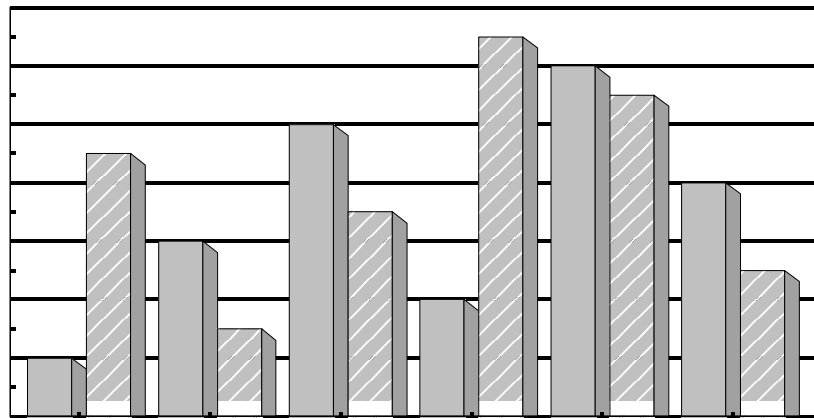
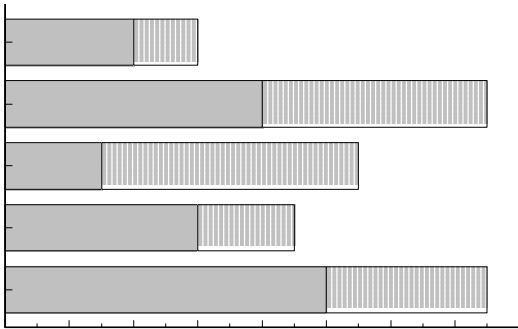
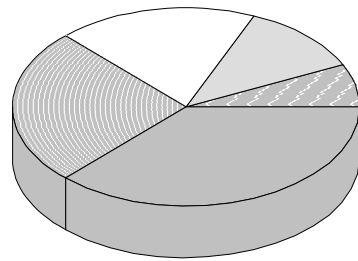
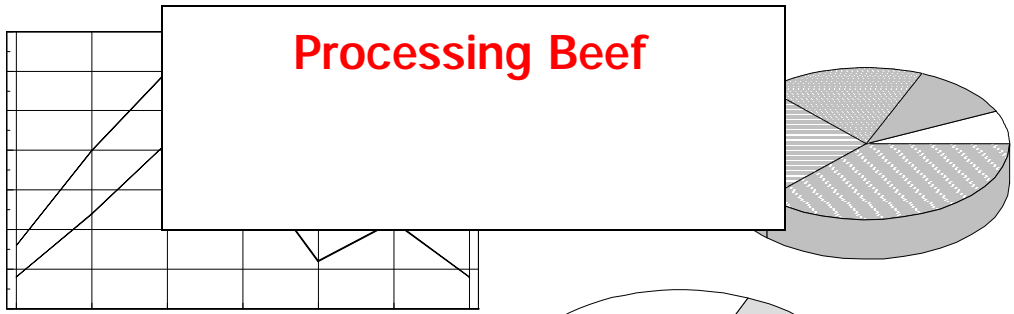
### Choice Primal Volumes by Month



### Select Primal Volumes by Month



# Graph Section

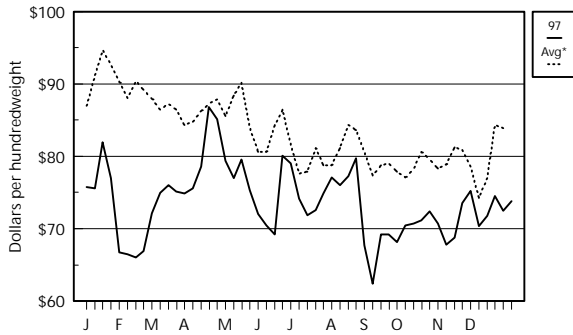




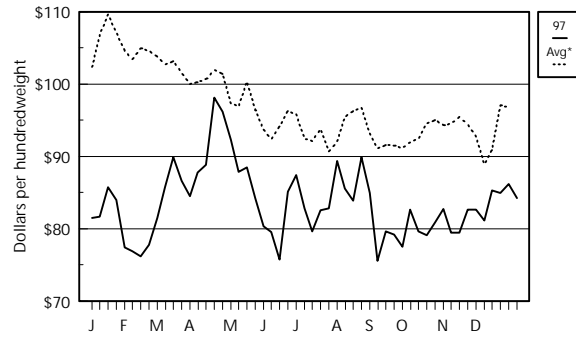
# Processing Beef

## Domestic Grinds, Boneless, and Trimmings Imported Boneless

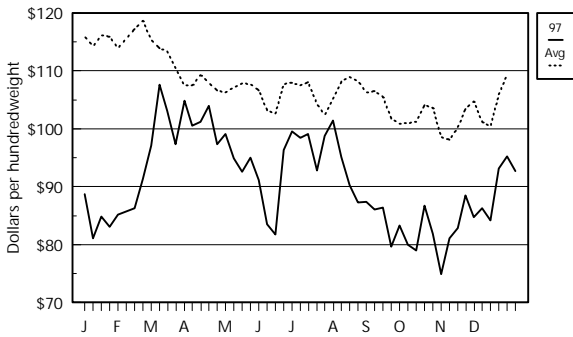
Domestic 73% Coarse Grinds



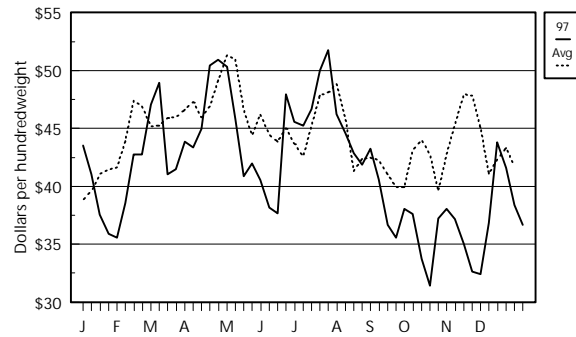
Domestic 81% Coarse Grinds



Domestic Fresh 90% Lean

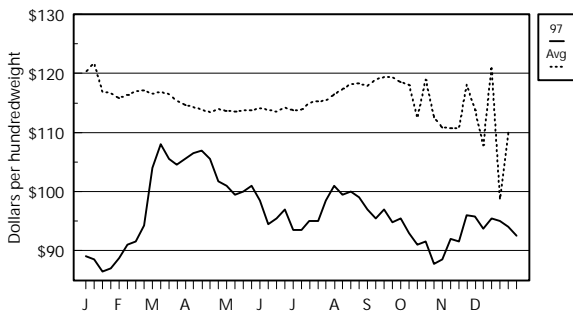


Domestic Fresh 50% Trimmings



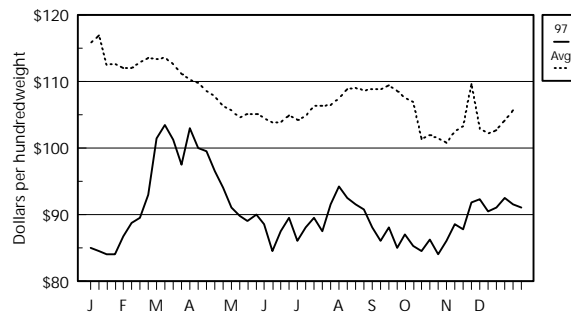
Imported 95% Boneless Bull

(CAF East Coast Ex-Dock)



Imported 90% Boneless Cow

(CAF East Coast Ex-Dock)



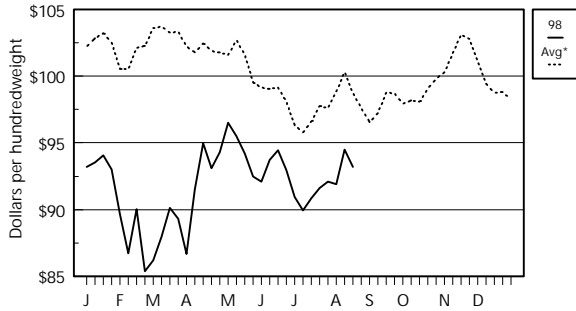
\*Note: Avg = 5-year average (1992-1996)

# Beef Carcass

Beef Carcass Equivalent Index, Cow Carcass,  
100% Lean Insides

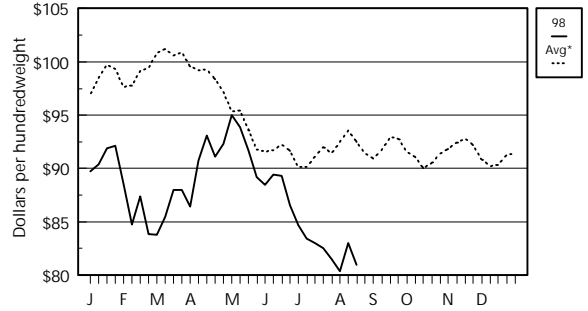
### Choice Beef Carcass Index

700-850 Pounds

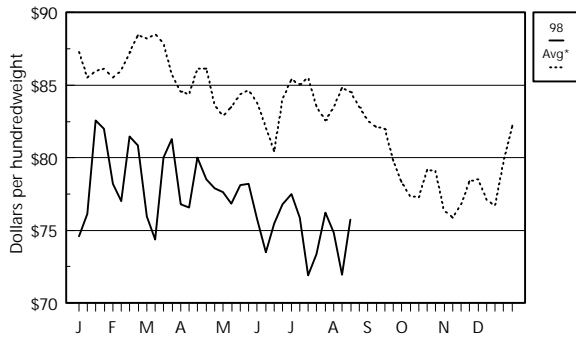


### Select Beef Carcass Index

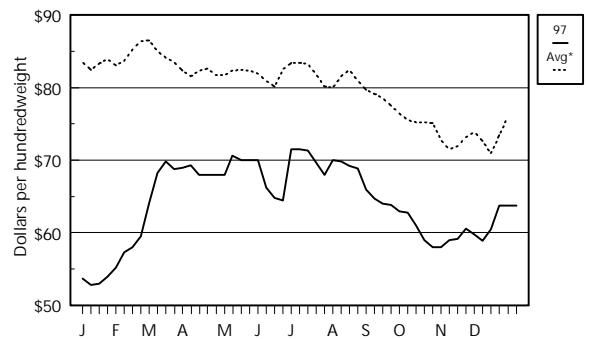
700-850 Pounds



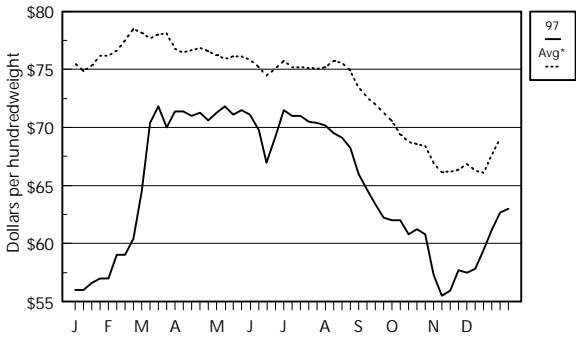
### Cutter Cow Cutout Value



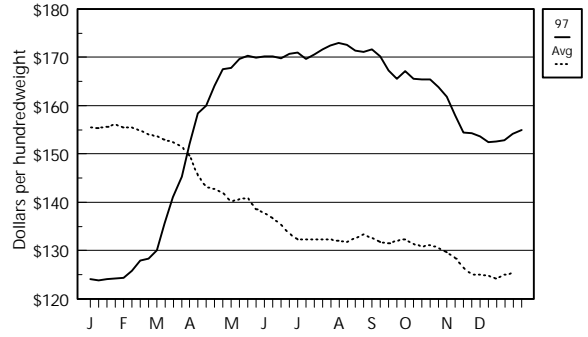
### Cutter Cow Carcass



### Boning Utility Cow Carcass



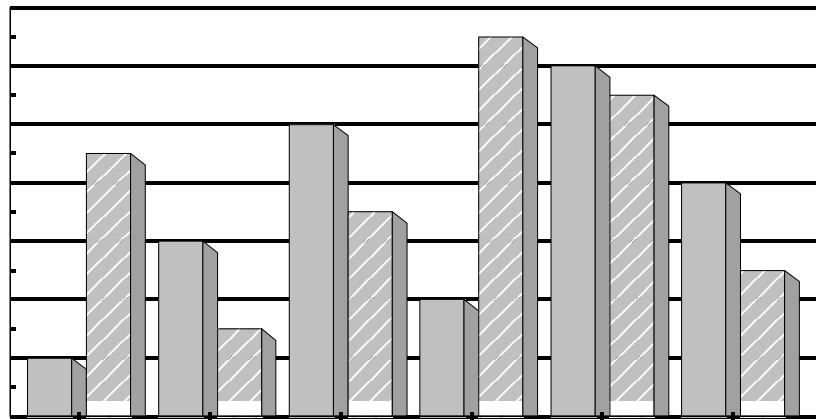
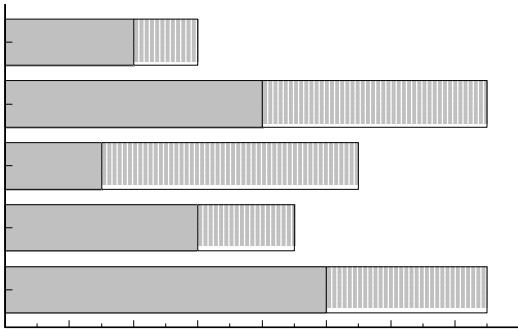
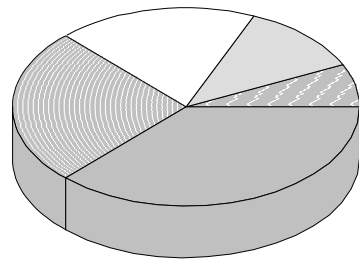
### 100% Cow Top Rounds



\*Note: Avg = 5-year average (1992-1996)



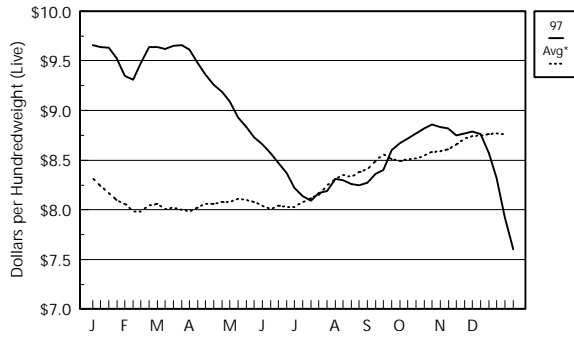
# Graph Section



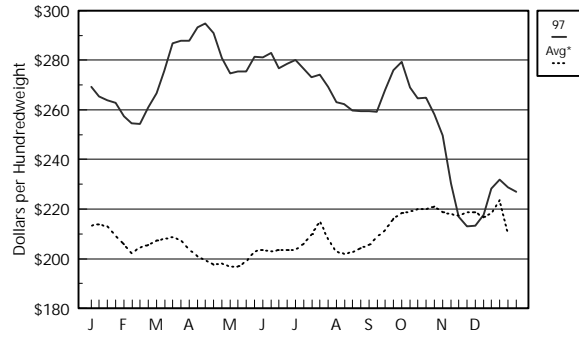
# Beef By-Products

## Drop Value, Tallows, and Proteins

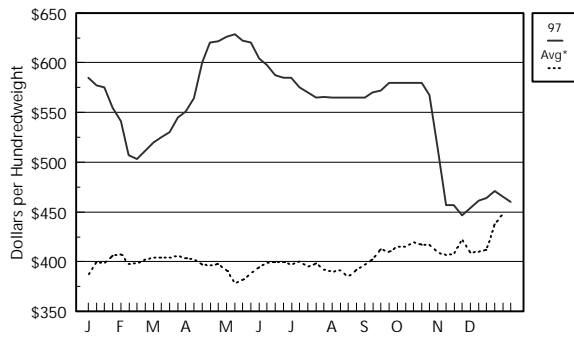
### Beef Drop Value



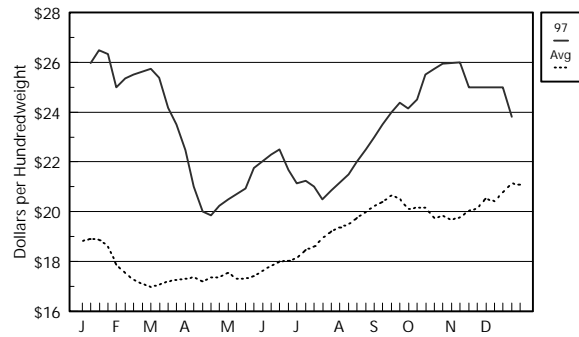
### Central Meat & Bone Meal



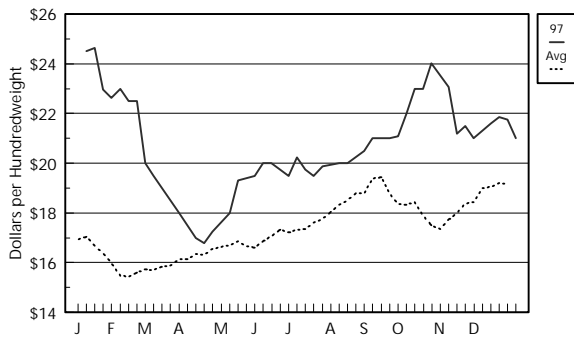
### Central Blood Meal



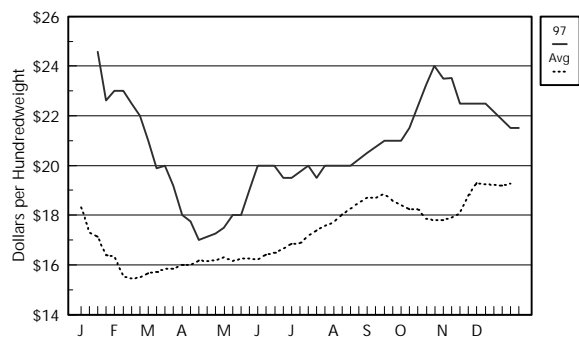
### Chicago Edible Tallow



### Chicago Packer Tallow



### Gulf Packer Tallow

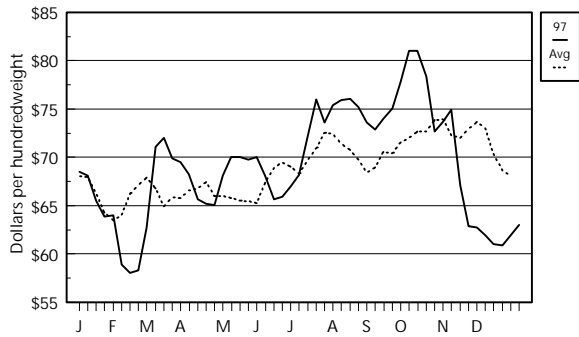


\*Note: Avg = 5-year average (1992-1996)

# Beef By-Products

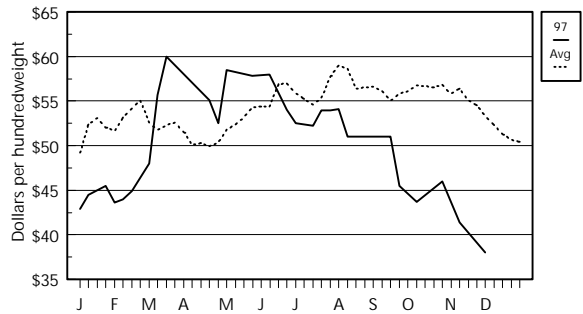
## Beef Variety Meats

### Cheek Meat, Trimmed



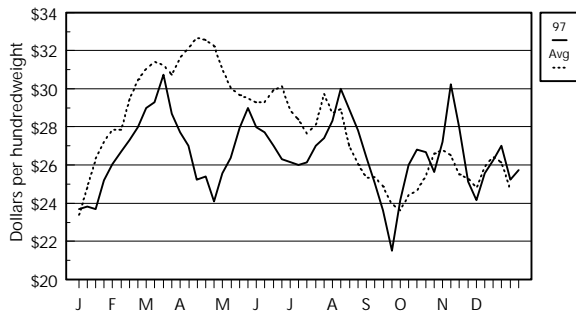
### Head Meat

60-70% Lean



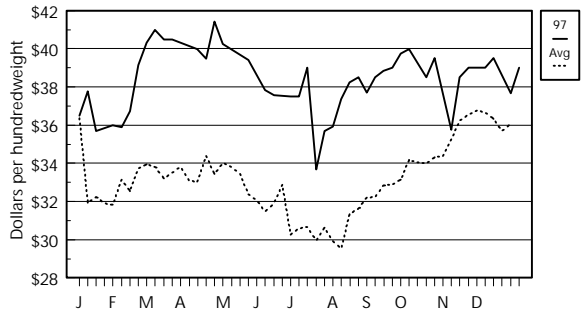
### Regular Hearts

Bone-out

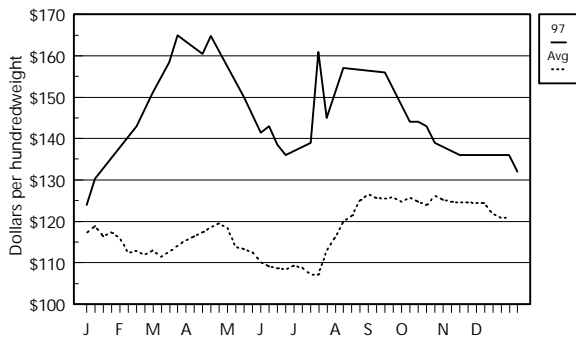


### Selected Export Livers

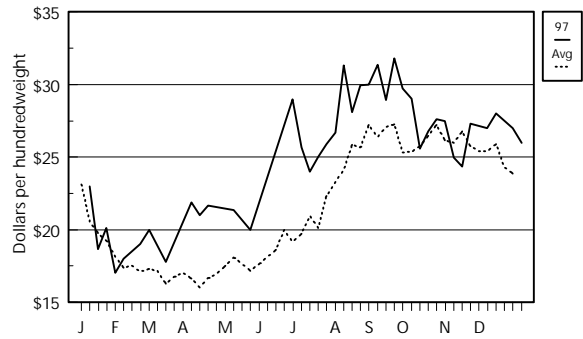
2 per box



### Oxtails



### Scalded Edible Tripe



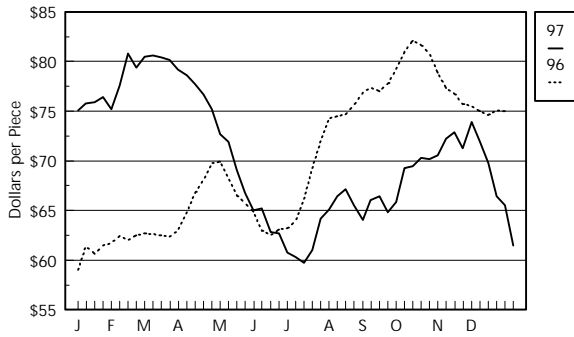
\*Note: Avg = 5-year average (1992-1996)



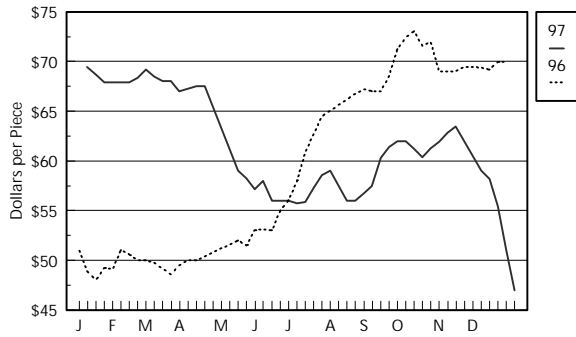
# Beef By-Products

Major Packer Hides (cured and fleshed)

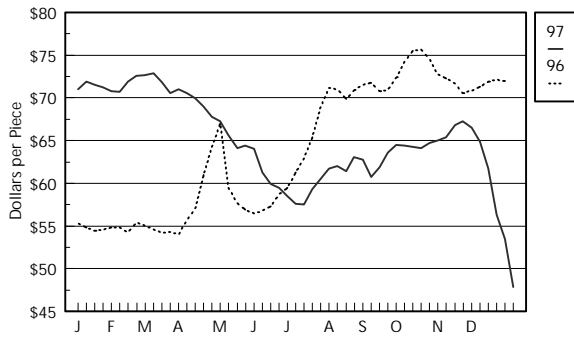
### Heavy Native Steer



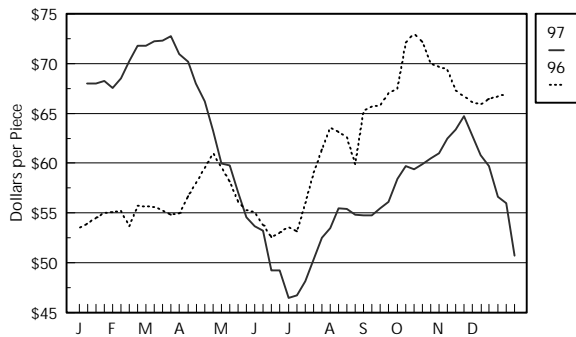
### Colorado Branded Steer



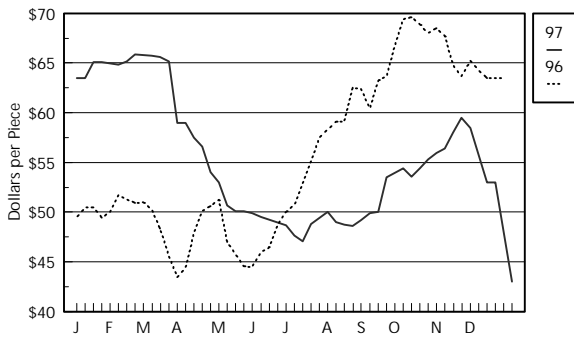
### Butt Branded Steer



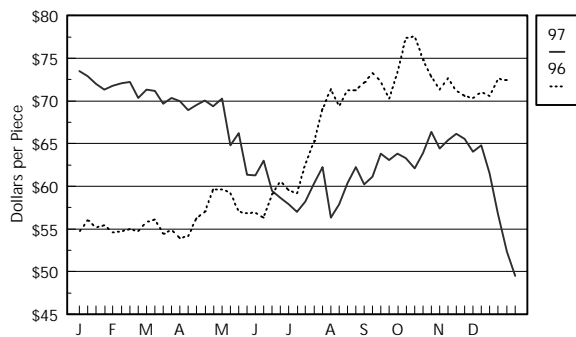
### Heavy Native Heifer



### Branded Heifer, River



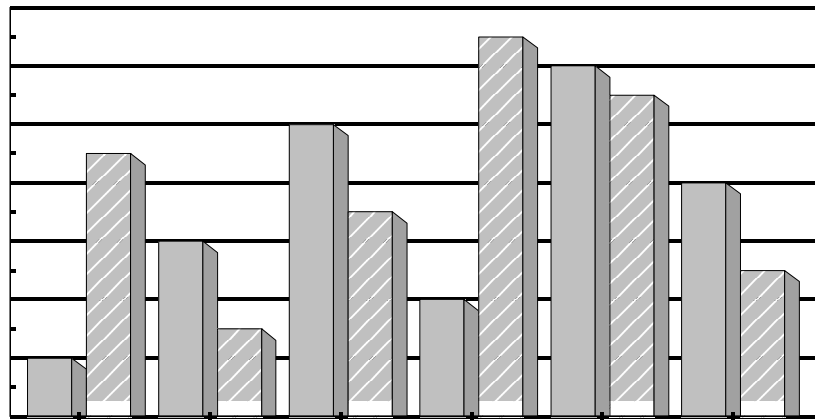
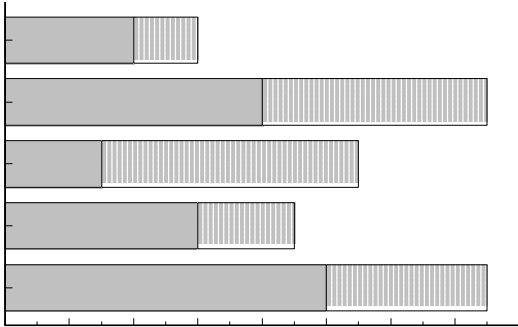
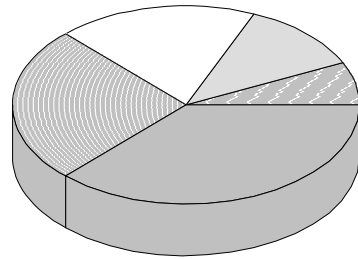
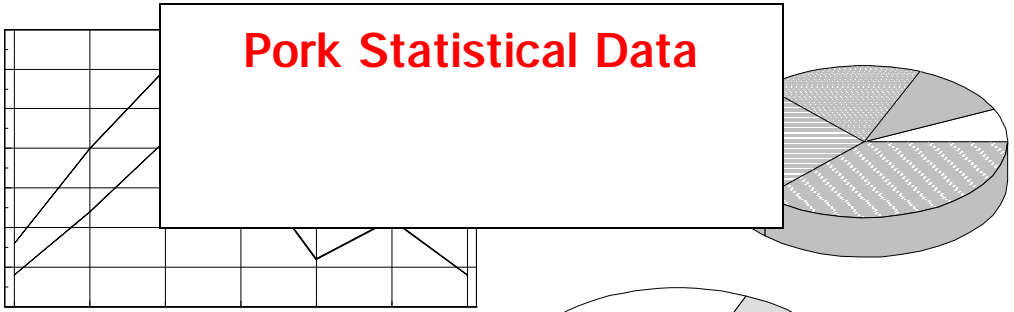
### Heavy Texas Steer



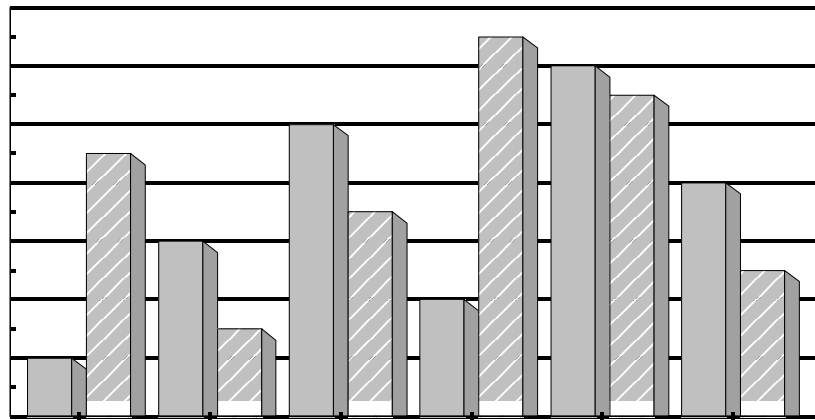
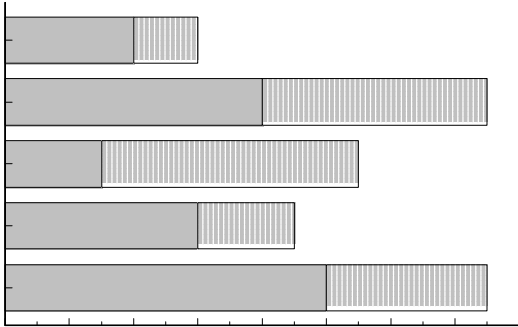
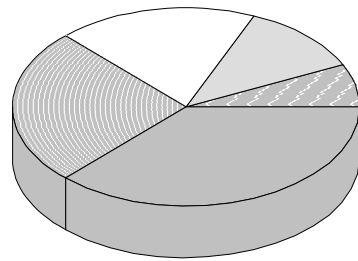
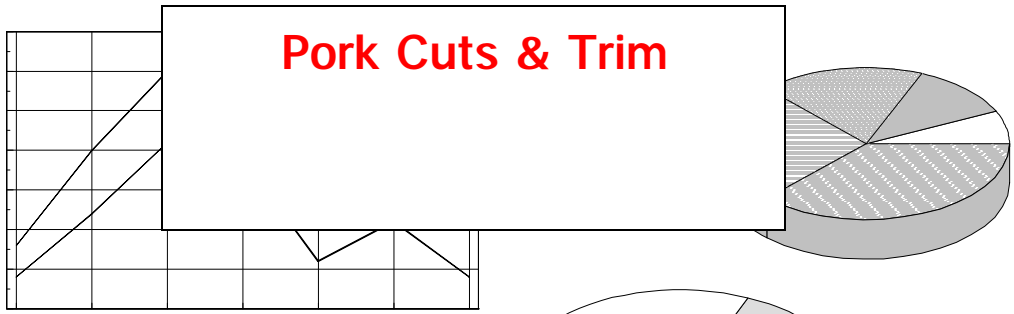
\*Note: Avg = 5-year average (1992-1996)

# Graph Section

**Pork Statistical Data**



# Graph Section

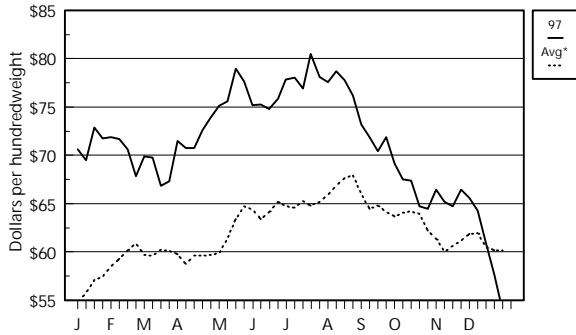




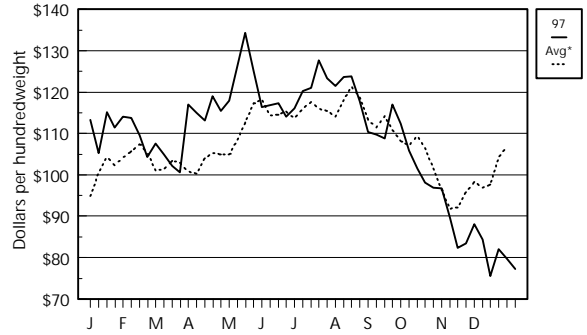
# Fresh Pork Cuts

## Pork Cutout and Fresh Retail Cuts

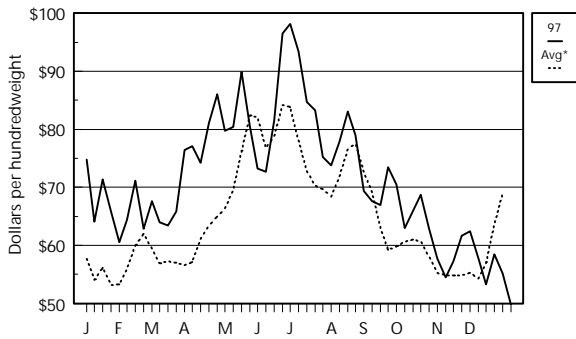
### U.S. No. 2 Pork Cutout



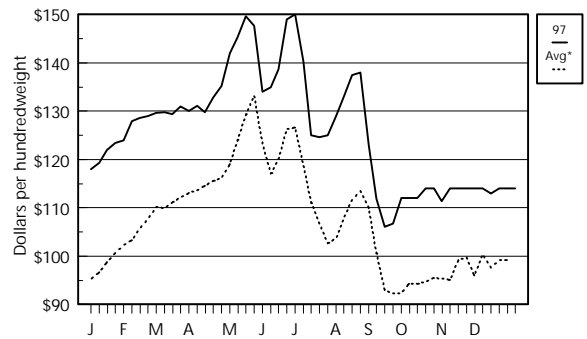
### 14-18# Regular Pork Loin



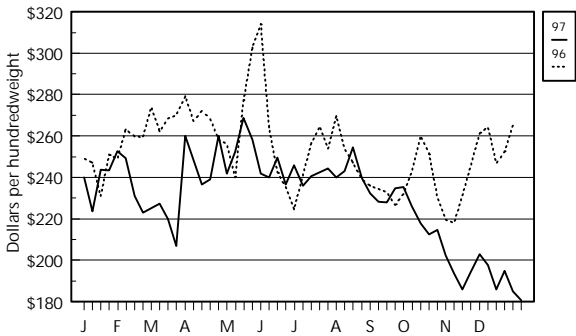
### 4-8# Regular Boston Butts



### 3.5#/Dn Fresh Spareribs

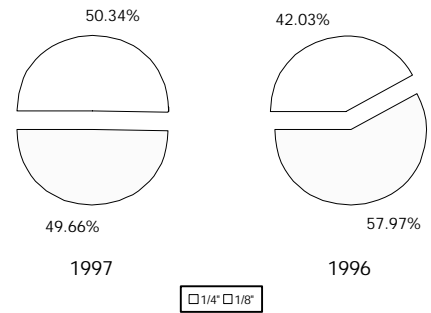


### Center Cut Loin, Strap-Off



### 1/4" vs 1/8" Pork Loin

Reported Yearly Load Breakdown



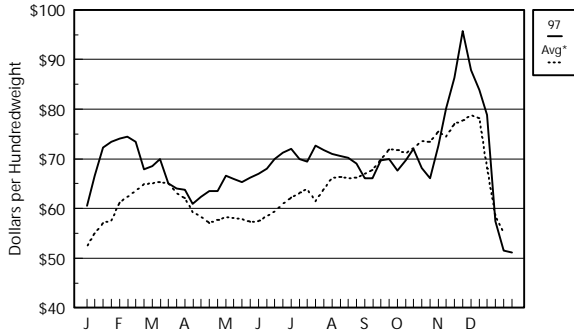
\*Note: Avg = 5-year average (1992-1996)



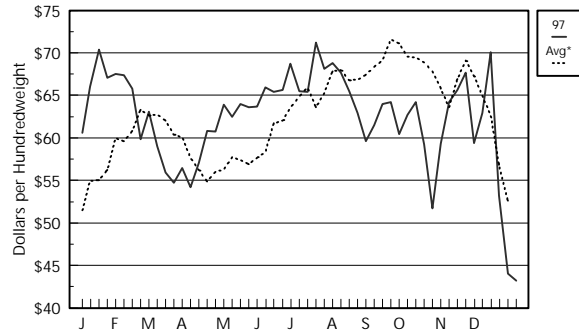
# Fresh Pork Cuts

## Processing Cuts and Pork Trimmings

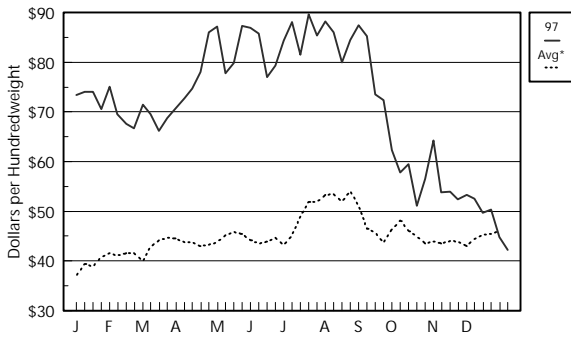
### 17-20# Selected Hams



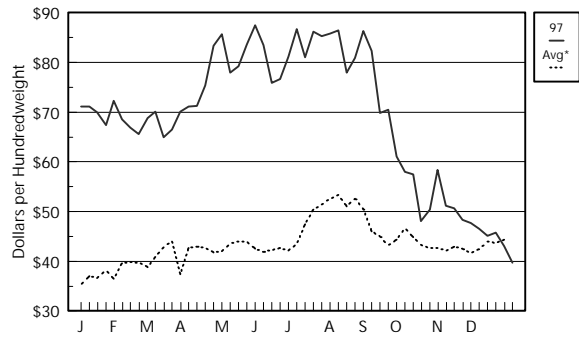
### 20-26# Selected Hams



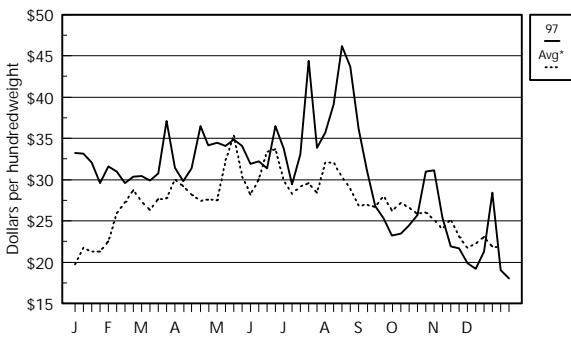
### 14-16# Seedless Bellies



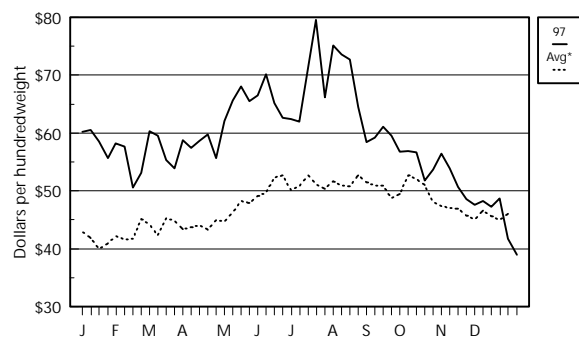
### 16-18# Seedless Bellies



### 42% Fresh Trimmings

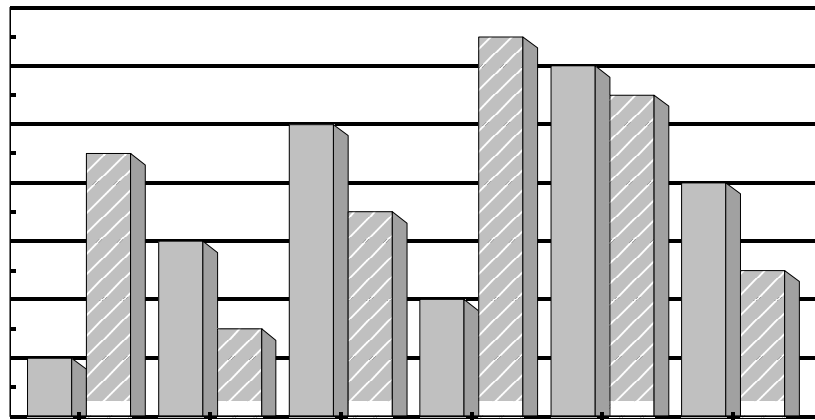
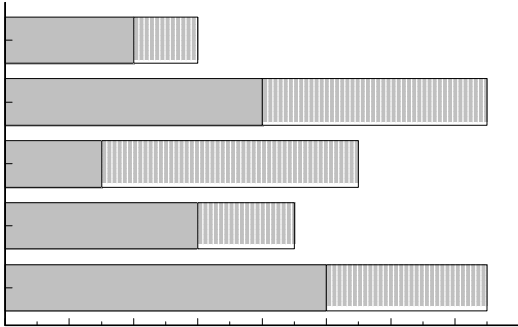
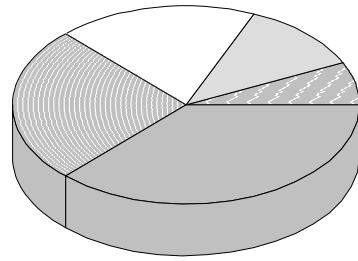
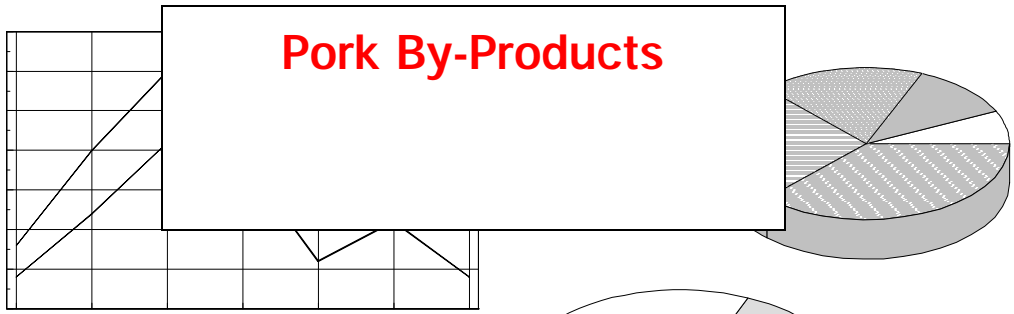


### 72% Fresh Trimmings



\*Note: Avg = 5-year average (1992-1996)

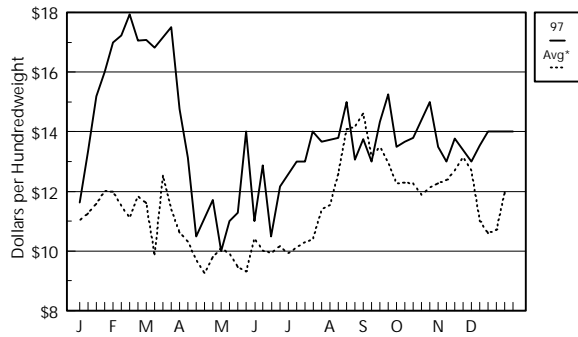
# Graph Section



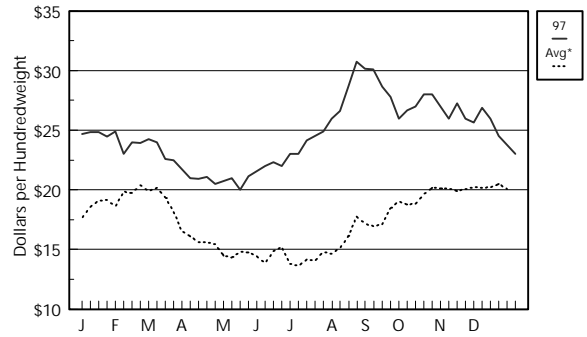
# Pork By-Products

## Pork Variety Meats

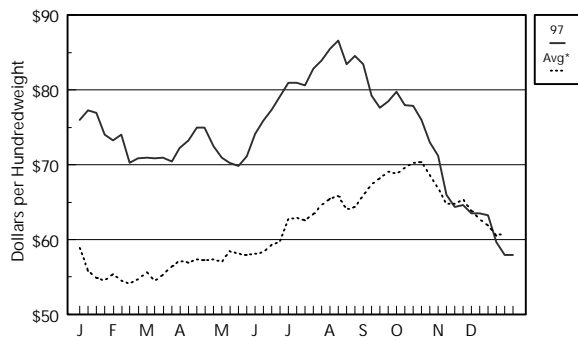
### Neck Bones



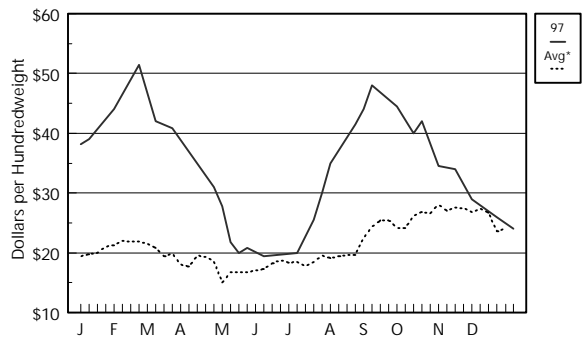
### Feet - Domestic



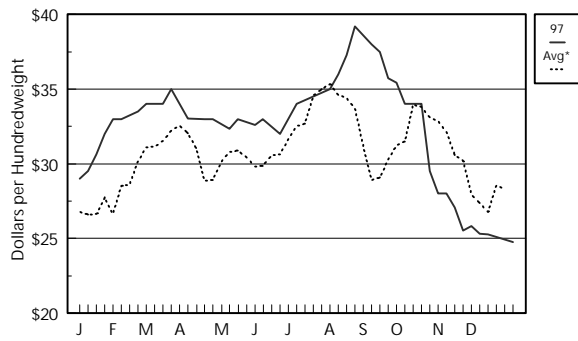
### Cheek Meat



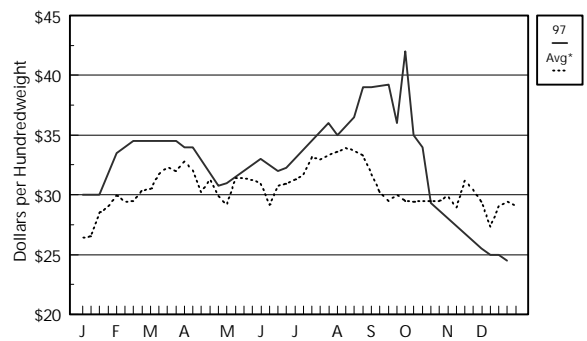
### Picnic Hocks



### Hearts, Slashed - Domestic



### Hearts, Slashed - Export



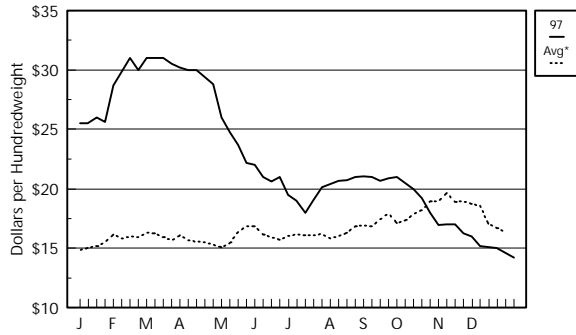
\*Note: Avg = 5-year average (1992-1996)



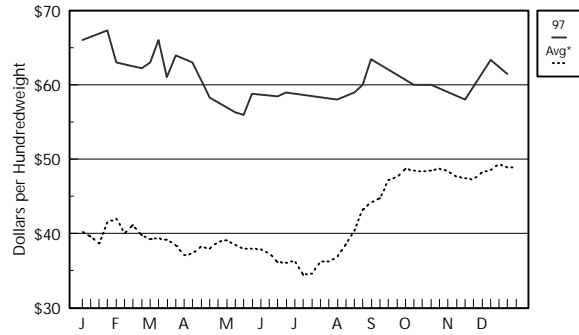
# Pork By-Products

Pork Variety Meats, Lard, and Grease

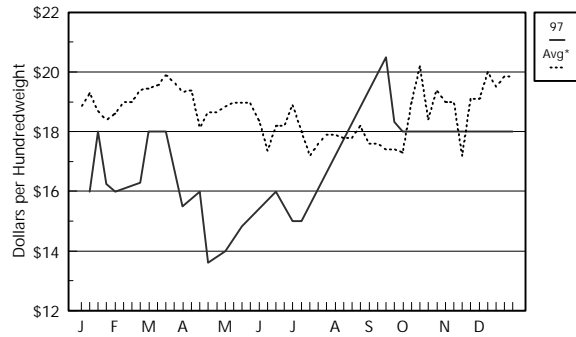
### Salivaries



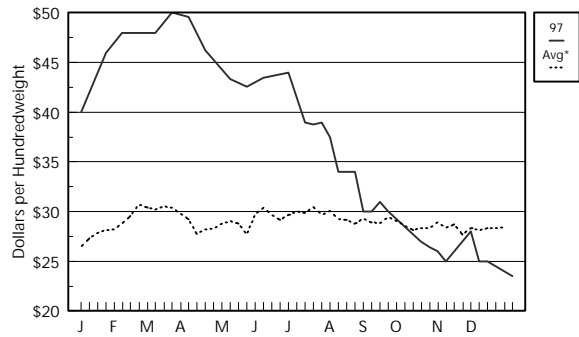
### Stomachs, Small Box Domestic



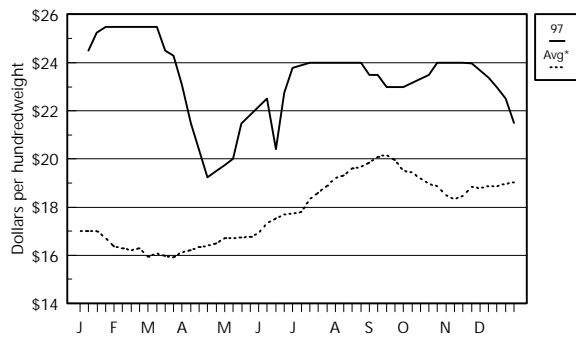
### Livers, Large Box, Domestic



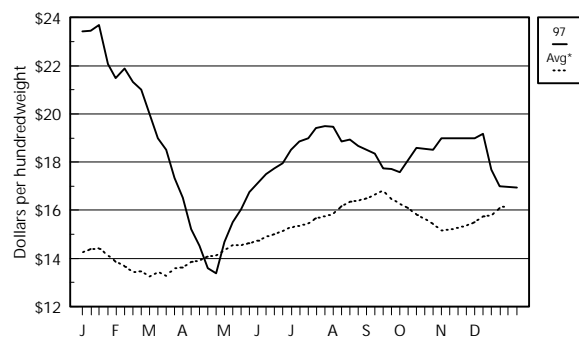
### Snouts, Partial Lean



### Loose Lard - Chicago Basis

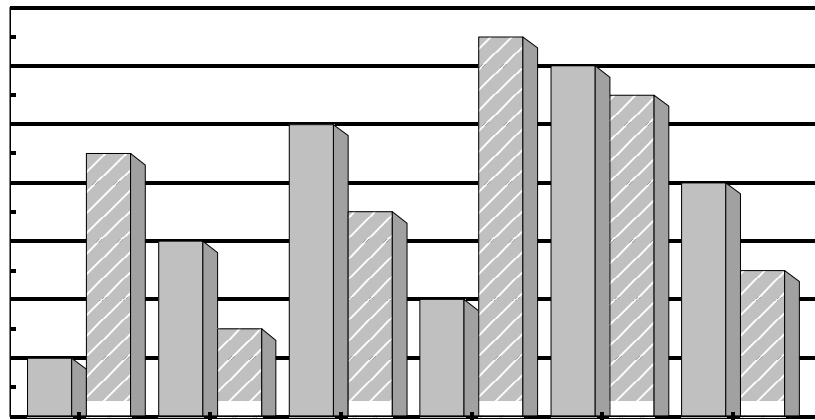
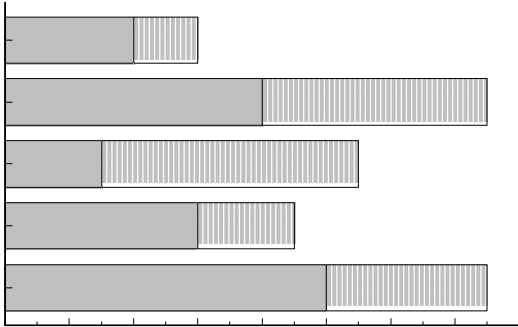
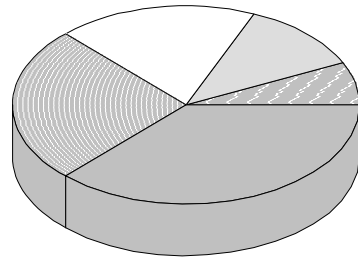
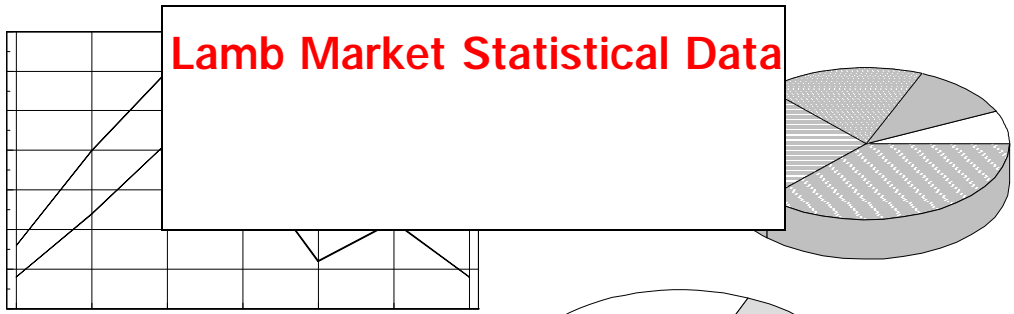


### Choice White Grease - Central



\*Note: Avg = 5-year average (1992-1996)

# Graph Section

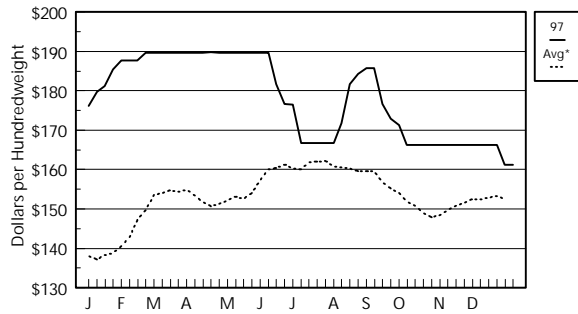


# Lamb Carcass and Cuts

## Lamb Carcass, Distributive Cuts and Cutout

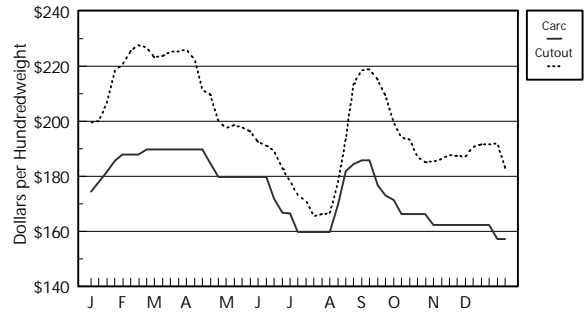
### Lamb Carcass - East Coast Basis

55-65#

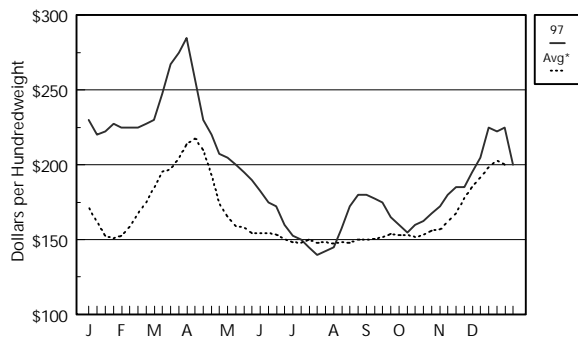


### Lamb Carcass vs Cutout - East Coast

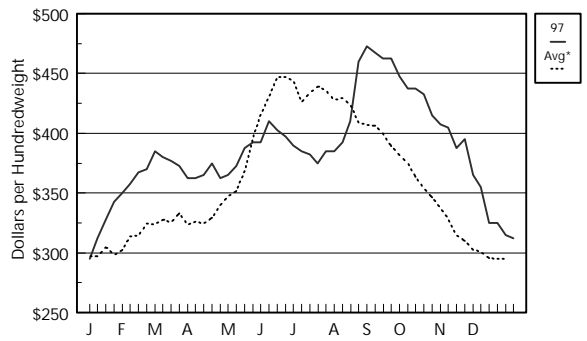
65-75# Carcass vs 65#/up Cutout



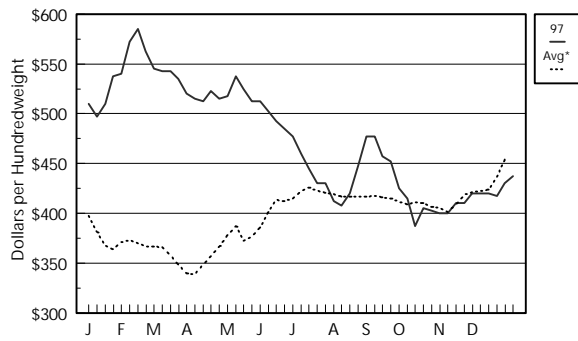
### Double Legs



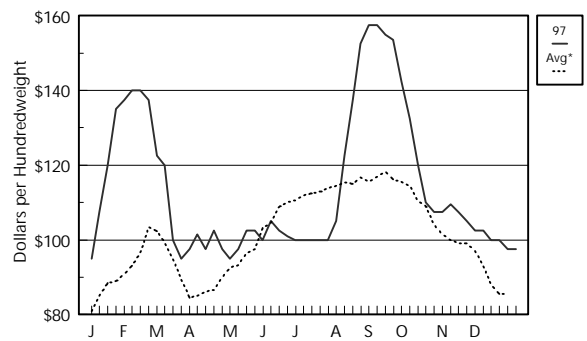
### Trimmed Loins



### Hotel Racks, 7-9#'s



### Cross-Cut Chucks

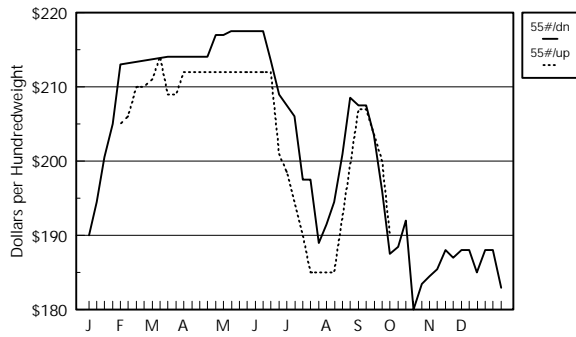


\*Note: Avg = 5-year average (1992-1996)

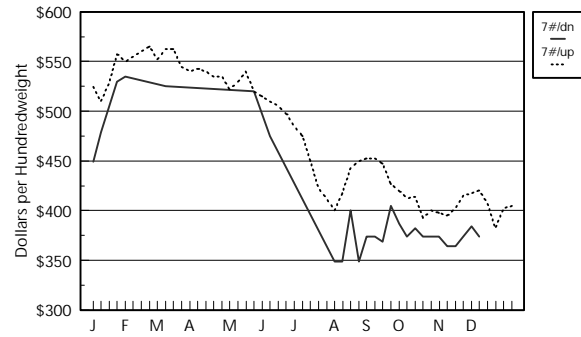


# Boxed Lamb Cuts

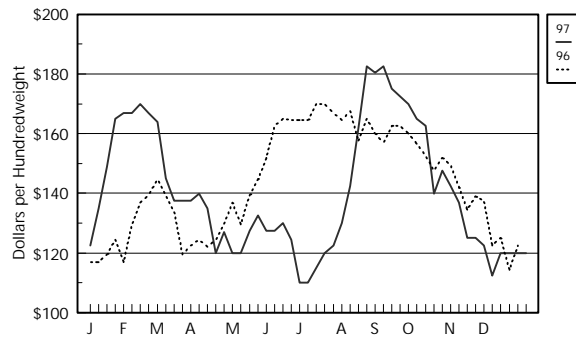
## 3-Way Carcass



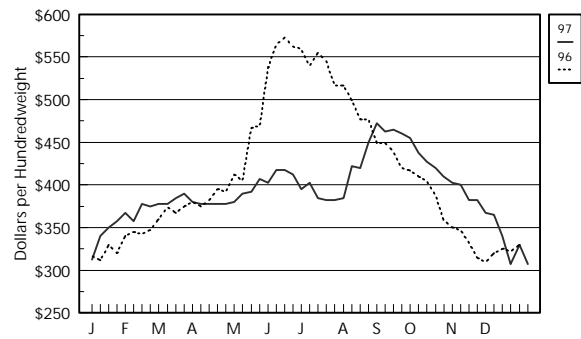
## 8-Rib Racks



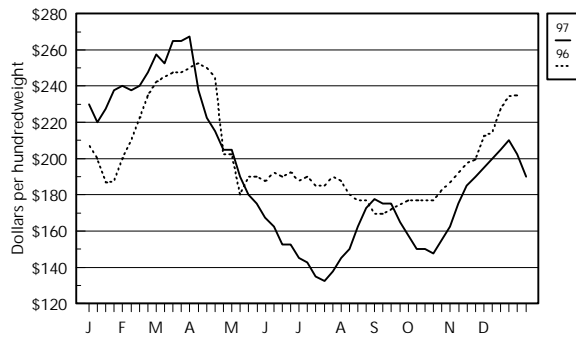
## 4-Rib Square-Cut Chuck



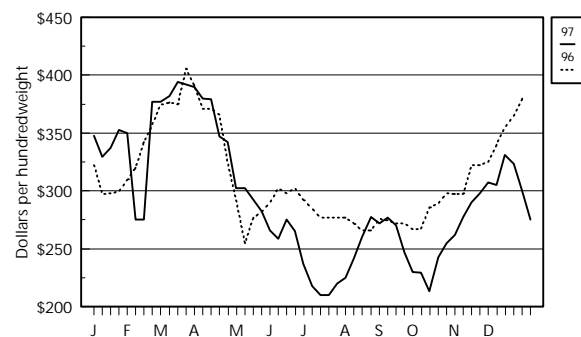
## Trimmed 4x4 Loins



## Double Trotter-On Legs



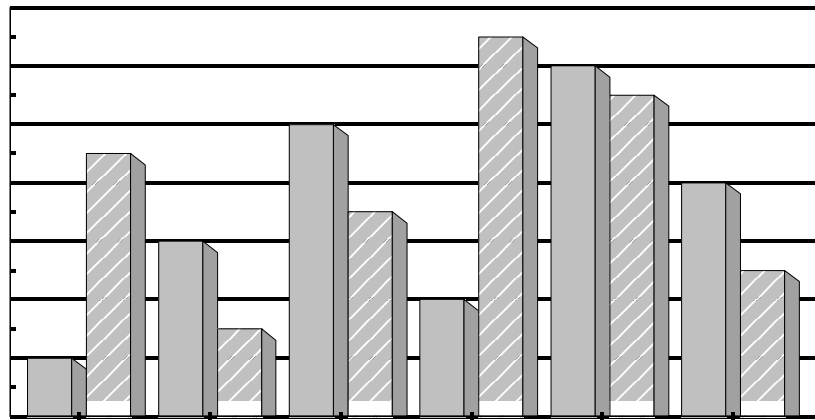
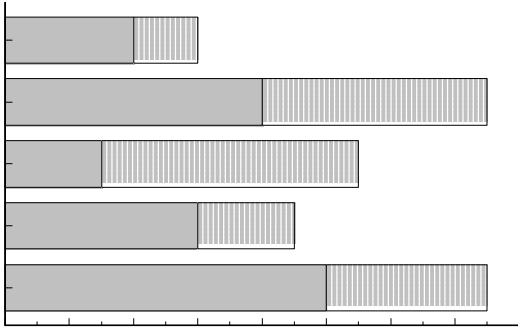
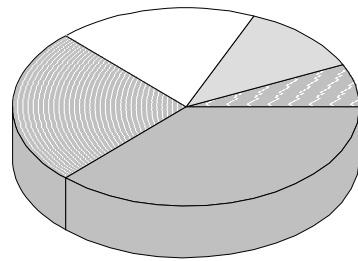
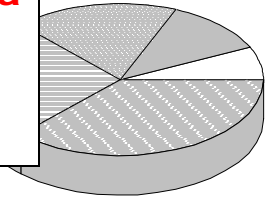
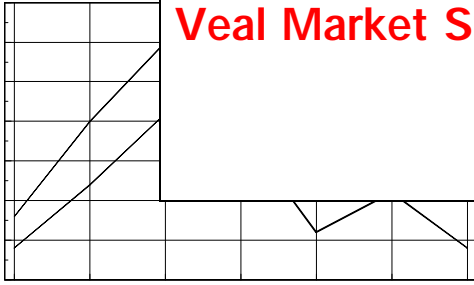
## Single Boneless Legs





# Graph Section

**Veal Market Statistical Data**

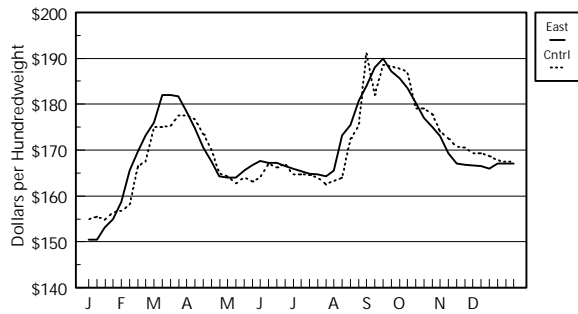


# Veal Carcass and Cuts

## Veal Carcass and Distributive Cuts

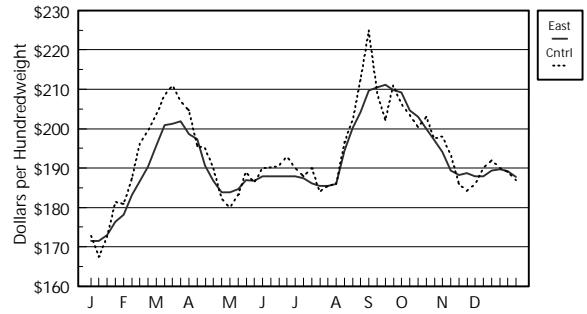
### Hide-On Carcass

Northeast vs North Central Basis

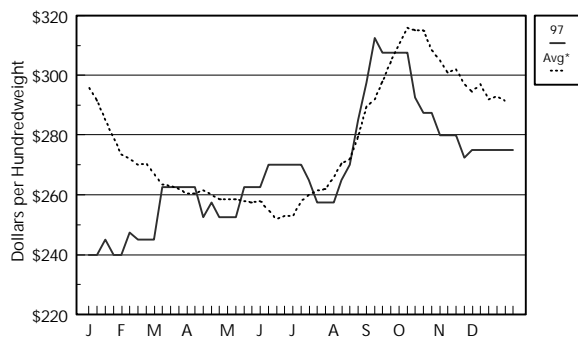


### Hide-Off Carcass

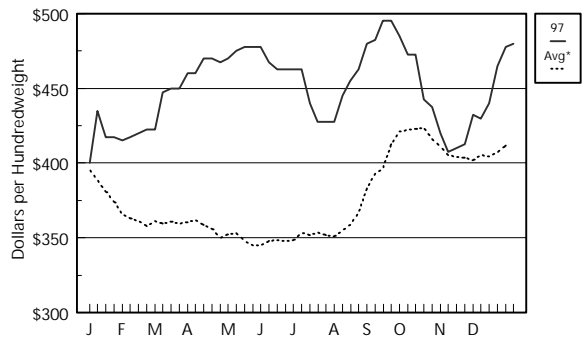
Northeast vs North Central Basis



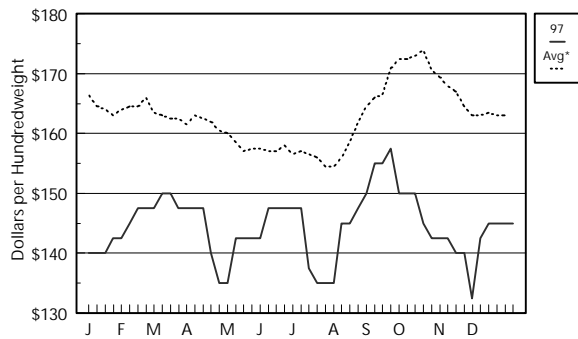
### Regular Loins



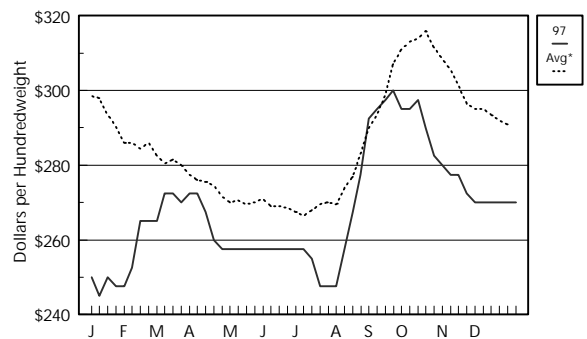
### Hotel Rack - 7 Rib



### Full Shoulder



### Double Legs

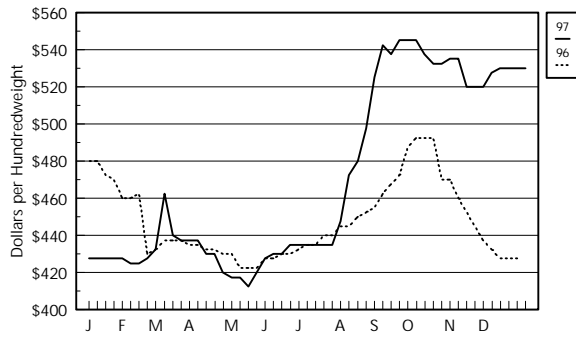


\*Note: Avg = 5-year average (1992-1996)

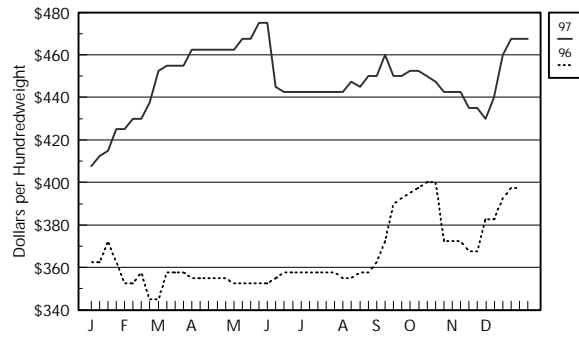


# Boxed Veal Cuts

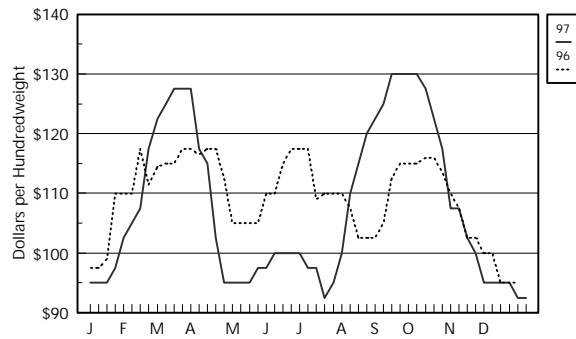
## Trimmed 4x4 Loin



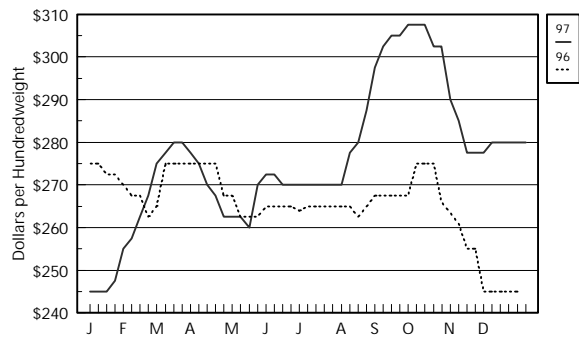
## Hotel Rack - 7 Rib



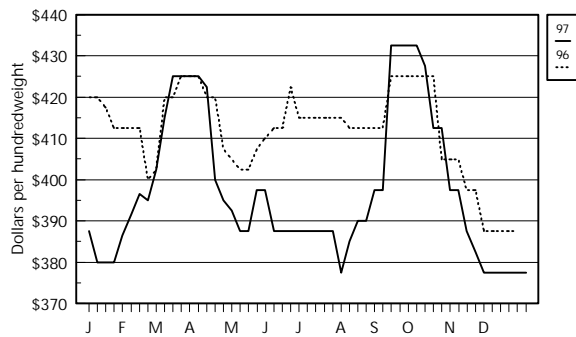
## Square-Cut Chuck



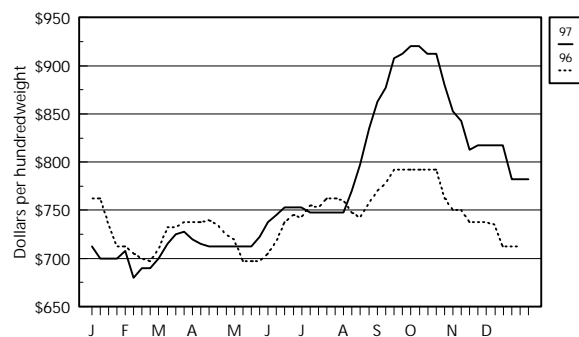
## Single Legs



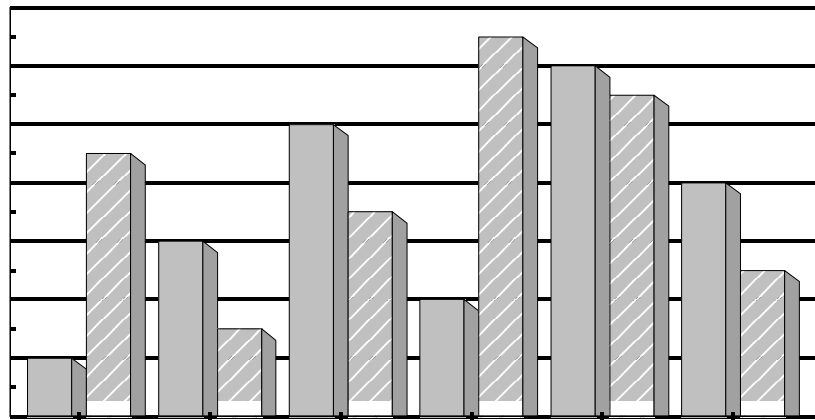
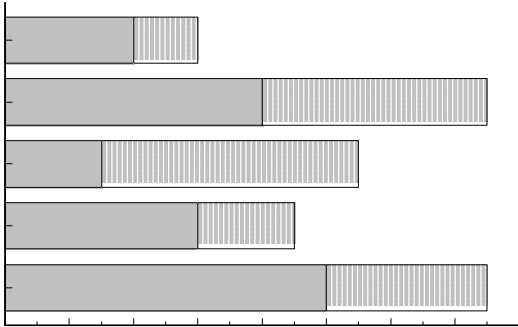
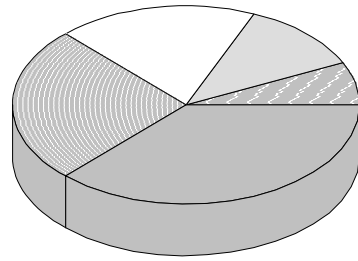
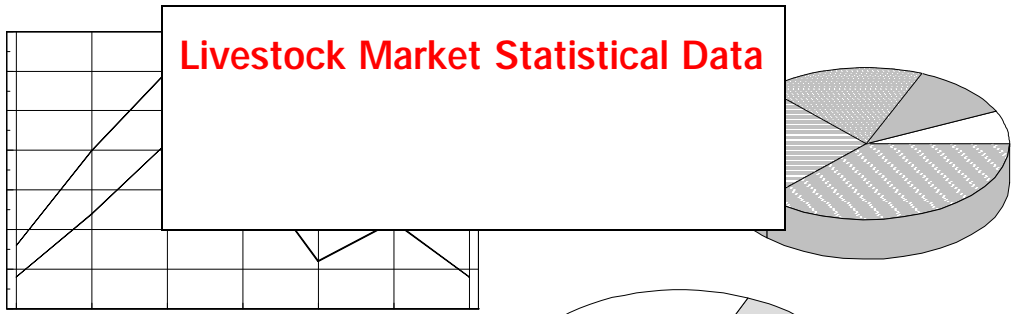
## Leg, BHS Heel-Out



## Trimmed Top Round, Cap-Off



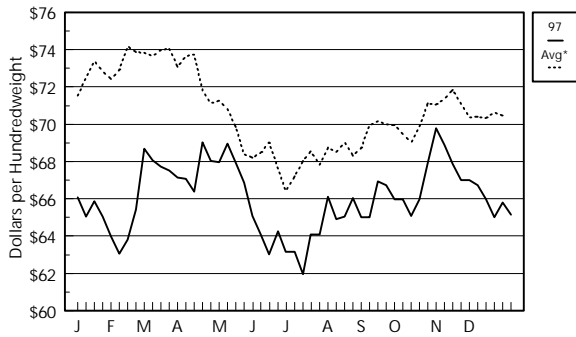
# Graph Section



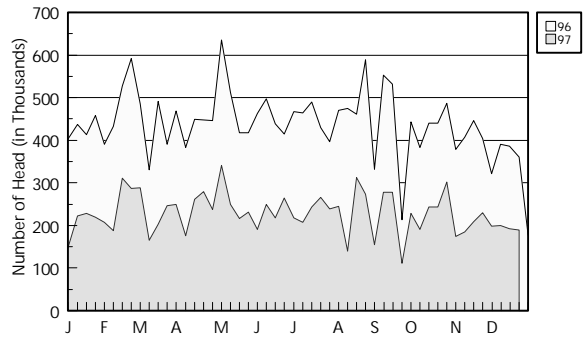
# Live Cattle

## 5-Area Direct Cattle Market Carcass Premiums and Discounts

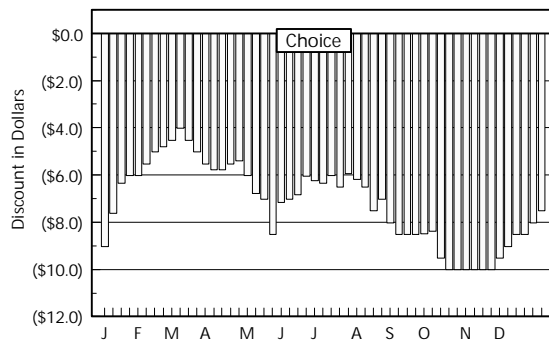
Steer Price - Live Basis



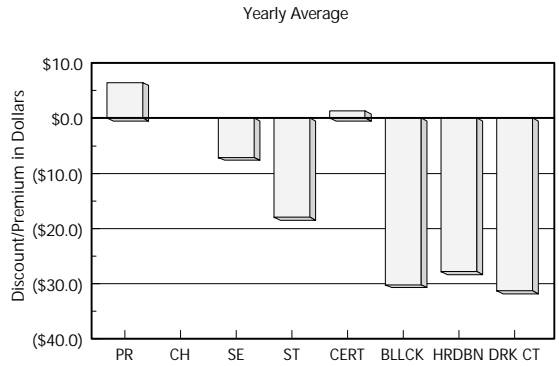
Total Reported Weekly Head Count



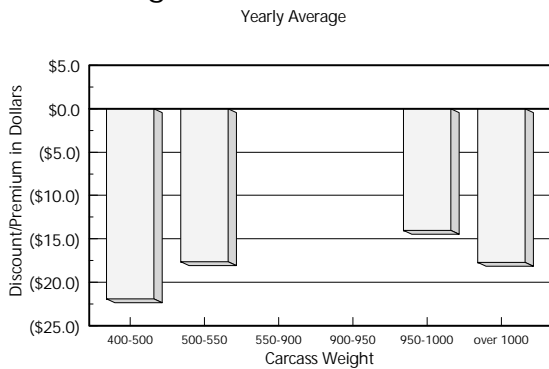
Average Weekly Discount - Select



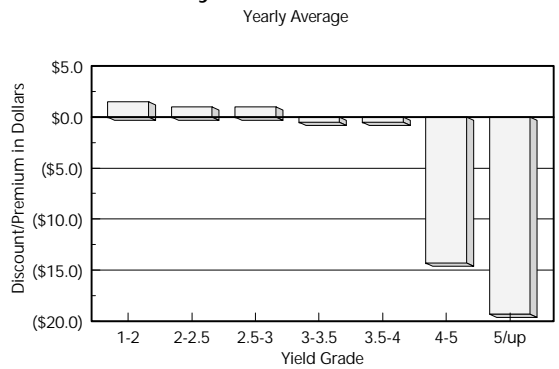
Quality Premiums/Discounts



Weight Premiums/Discounts



Cutability Premiums/Discounts



\*Note: Avg = 5-year average (1992-1996)

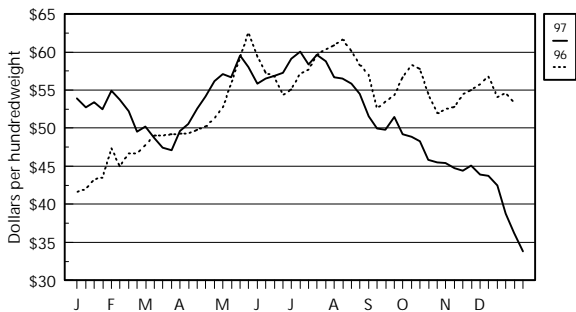


# Live Hogs and Sheep

## Iowa-Southern Minnesota Direct Hog Auction and Direct Sheep Markets

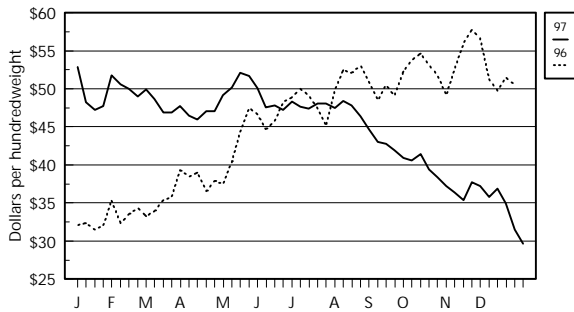
### Iowa Direct Hog Price

US 1-3 230-250#

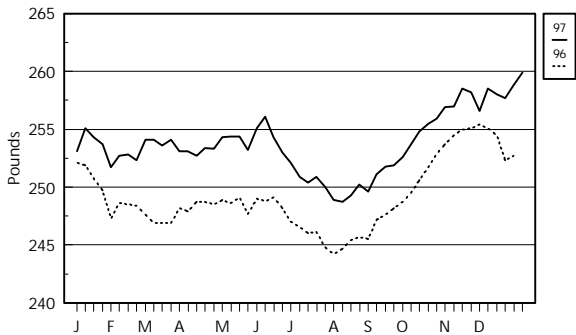


### Iowa Direct Sow Price

US 1-3 500-600#

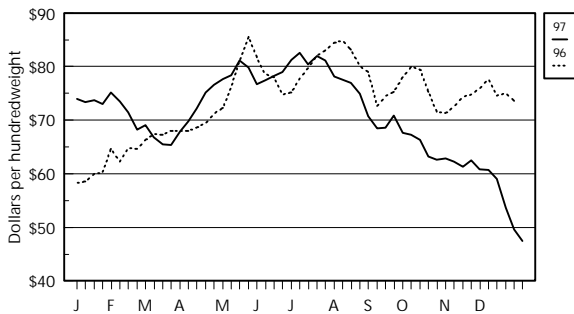


### Iowa Direct Hog Weights

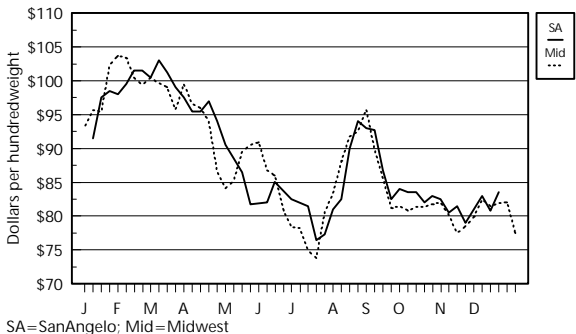


### Western Cornbelt Carcass Lean Value

170-191# Carcass - 49-50% Lean

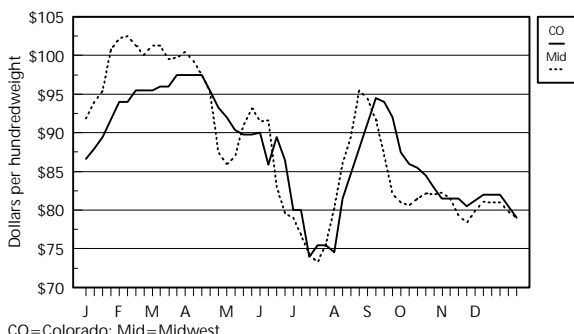


### Auction Sheep Prices



SA=SanAngelo; Mid=Midwest

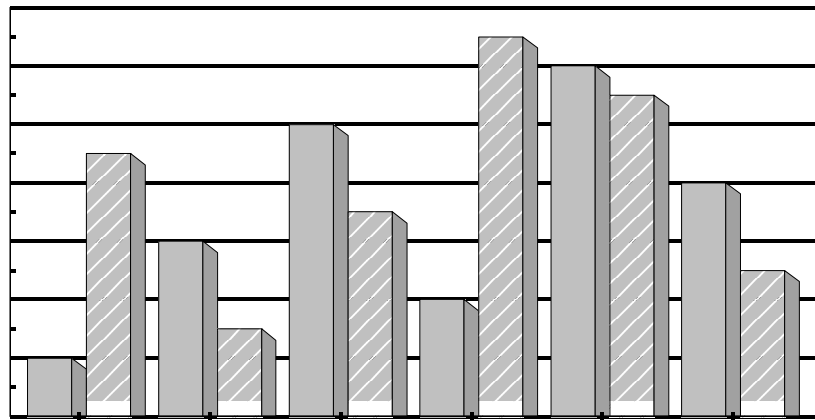
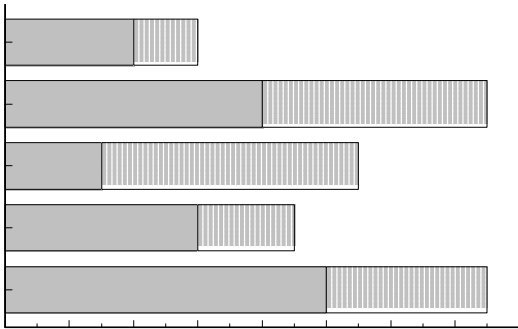
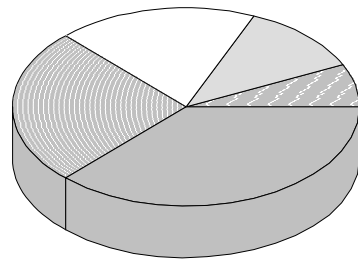
### Direct Sheep Prices



CO=Colorado; Mid=Midwest



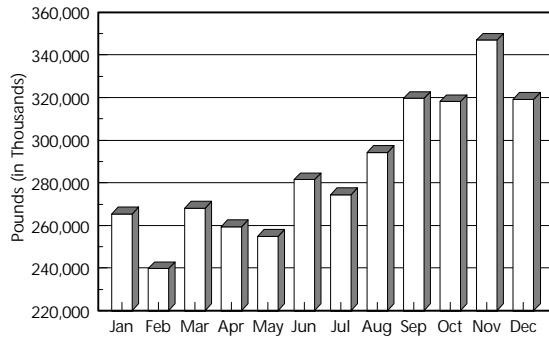
# Graph Section



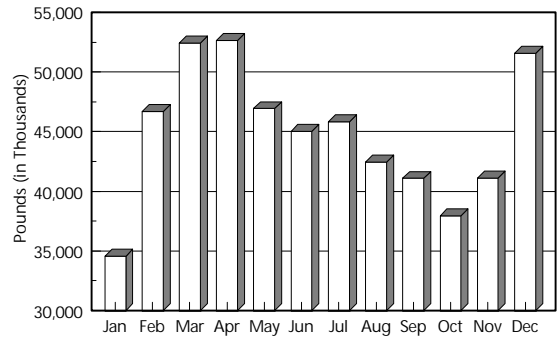
# Stocks in Cold Storage

Beef and Pork Product held in Cold Storage by Month

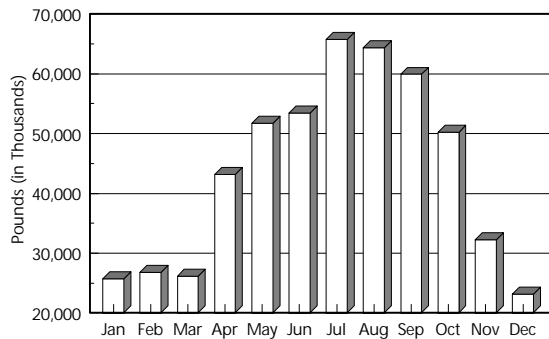
### Boneless Beef



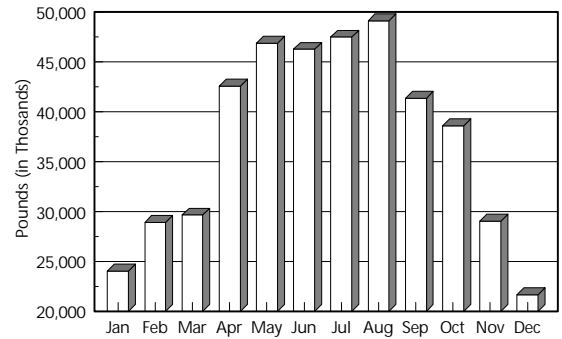
### Pork Trimmings



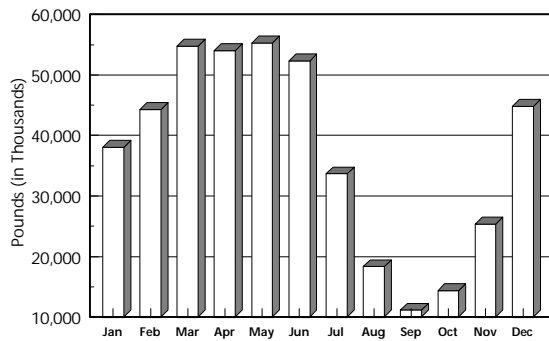
### Bone-in Hams



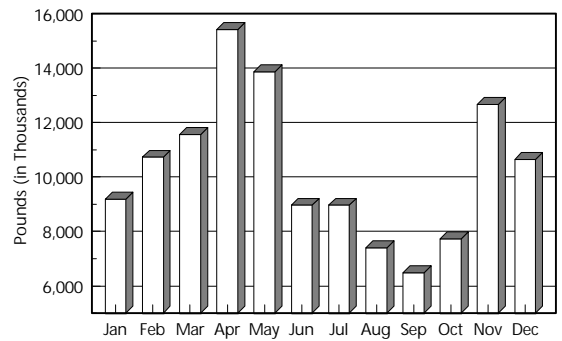
### Boneless Hams



### Bellies



### Bone-In Pork Loins



\*Note: Avg = 5-year average (1992-1996)

