

1995

NATIONAL CARLOT MEAT TRADE
REVIEW

Meat, Livestock, & Slaughter Data



Livestock and Seed Program
Livestock and Grain Market News Service
Des Moines, Iowa



Once again we are proud to offer the latest edition of the *National Carlot Meat Trade Review*. In our ongoing quest to pinpoint and satisfy the needs of our customers, several changes and additions have been made to this year's edition which broaden and refine the base of information covered. Nearly all of these came in response to suggestions and requests from members of the livestock and meat industry. Only through this partnership with industry can we continue to strive towards excellence in providing information on the livestock and meat markets nationwide.

The information found in this book is the direct result of the day-to-day support and cooperation shown by industry members towards the Agricultural Market Service and its programs. AMS is the originating source for nearly all market information available today. It is in appreciation for this support that we provide this book in the hopes that you may find it useful in making daily marketing decisions.

The material found within the pages of this book is only a small part of that which is available. Market information and statistics are kept for all commodities on which we report and are obtainable by request from our office in Des Moines, Iowa.

We appreciate this opportunity to serve you and hope that this book proves useful in the coming year. Please feel free to contact our office if we can ever be of service.

Sincerely,

Michael G. Erwin
National Meat Reporting Supervisor

Michael E. Sheats
OIC, Meat Reporting

Jack Obermeier
OIC, Livestock Reporting

Linda Anderson
Amy Bowlby
Lucy Clark
Myrna Couch
Deloris Cummings
Charlie Gledhill

Manon Haddock
Marilyn Holloman
Larry Johnson
Morey Juhlin
Peggy Lanscak
Michael Lynch

Darold Mapes
Molly Monaghan
Jodie Pitcock
Michael Schrader
Bill Sumpter
Lamar Yawn

Contents

Section 1 – Livestock and Meat Statistics Table

Actual Slaughter Under Federal Inspection	
All Cattle, Steer, and Heifer	1-1
All Cows, Bulls and Stags	1-2
All Hogs.	1-3
All Sheep, Veal and Calves	1-4
Daily Slaughter – Cattle and Calves	1-5
Daily Slaughter – Hogs and Sheep	1-6
National Summary of Meat Graded	1-7
Beef Market Statistics	
Boxed Beef Cutouts and Load Breakdown	1-8
Boxed Beef Composite Primal Values – Choice.	1-9
Boxed Beef Composite Primal Values – Select	1-10
Boxed Beef Rib Cuts	1-11
Boxed Beef Chuck Cuts	1-12
Boxed Beef Chuck Cuts and Round Cuts	1-13
Boxed Beef Round and Loin Cuts	1-14
Boxed Beef Loin Cuts	1-15
Boxed Beef Closely Trimmed Chuck and Round Cuts.	1-16
Boxed Beef Closely Trimmed Round Cuts	1-17
Boxed Beef Trimmed Round and Loin Cuts	1-18
Boxed Beef Trimmed Loin Cuts.	1-19
Coarse Grinds and Coarse Grind Blends.	1-20
Course Grind Blends.	1-21
Processing Beef, Trimmings, Carcass Equivalent Index Values.	1-22
Imported Beef	1-23
Cow Carcass, Cutout, and Cutter Cuts.	1-24
Utility Cow Cuts.	1-25
Beef Variety Meats and Drop Value	1-26
Tallows, Greases, Protein Feed Supplements, and Lard	1-27
Major Packer Hides	1-28
Pork Market Statistics	
Pork Cutouts and Retail Pork Cuts	1-29
Processing Pork Cuts.	1-30
Pork Trimmings Pork	1-31
Pork Variety Meats	1-32
Pork Variety Meats	1-33
Lamb Market Statistics	
Lamb Carcasses, Distributive Cuts and Cutouts	1-34
Boxed Lamb Cuts	1-35

Contents

Veal Market Statistics	
Veal Carcasses and Distributive Cuts	1-36
Veal Distributive Cuts and Boxed Cuts	1-37
Boxed Veal Cuts.	1-38
5-Area Direct Live Cattle Market Statistics	1-39
Slaughter Sheep and Hog Market Statistics	1-40
Stocks in Cold Storage.	1-41

Section 2 – Livestock and Meat Statistics Charts

Actual Slaughter Under Federal Inspection	
Total Slaughter by Species	2-1
Meat Production by Species	2-2
Dressed Weight by Species.	2-3
Live Weight by Species	2-4
National Summary of Meats Graded.	2-5
Beef Market Statistics	
Boxed Beef Cutouts and Load Counts	2-6
Boxed Beef Primal Values and Volumes	2-7
Coarse Grinds and Coarse Grind Blends	2-8
Domestic Processing Beef	2-9
Imported Processing Beef	2-10
Beef Carcass Equivalent Index and Cow Carcass	2-11
Drop Value, Tallows, and Protein Feed Supplement	2-12
Beef Variety Meats	2-13
Major Packer Hides.	2-14
Pork Market Statistics	
Cutout and Fresh Retail Cuts	2-15
Processing Cuts	2-16
Pork Trimmings	2-17
Pork Variety Meats	2-18
Pork Variety Meats, Lard and Grease	2-19
Lamb Market Statistics	
Carcass Lamb, Distributive Cuts and Cutouts	2-20
Boxed Lamb Cuts	2-21
Veal Market Statistics	
Veal Carcass and Distributive Veal Cuts	2-22
Distributive and Boxed Veal Cuts.	2-23
5-Area Direct Live Cattle and Discounts and Premiums	2-24
Slaughter Sheep and Hog Market Statistics	2-25
Stocks in Cold Storage	
Beef and Pork	2-26
Pork, Veal, and Lamb and Mutton	2-27

1995

NATIONAL CARLOT MEAT TRADE
REVIEW

Actual Slaughter Under Federal Inspection



Livestock and Seed Program
Livestock and Grain Market News Service
Des Moines, Iowa

Actual Slaughter Under Federal Inspection Meat Production and Actual Live & Dressed Weight

	All Cattle				Steer			Heifer		
Week Ending	Total Cattle	Meat Production	Live Weight	Dressed Weight	No. of Head	% of Total	Dressed Weight	No. of Head	% of Total	Dressed Weight
01/07	581,865	408.8	1,192	706	285,114	49.00%	769	171,068	29.40%	704
01/14	657,240	460.0	1,193	703	327,963	49.90%	768	180,741	27.50%	704
01/21	656,110	458.7	1,188	703	328,711	50.10%	767	186,335	28.40%	697
01/28	633,499	447.4	1,196	710	324,351	51.20%	766	179,280	28.30%	705
02/04	659,040	465.8	1,193	710	334,792	50.80%	769	187,826	28.50%	708
02/11	616,939	434.9	1,196	708	301,683	48.90%	768	182,614	29.60%	710
02/18	641,546	451.3	1,183	707	318,848	49.70%	767	196,313	30.60%	702
02/25	635,984	445.5	1,176	704	311,632	49.00%	764	188,251	29.60%	700
03/04	603,473	424.0	1,184	706	298,116	49.40%	766	178,025	29.50%	704
03/11	619,604	437.2	1,183	709	312,900	50.50%	761	188,979	30.50%	705
03/18	653,487	458.1	1,179	704	335,239	51.30%	758	190,165	29.10%	698
03/25	640,571	445.7	1,172	699	325,410	50.80%	757	183,203	28.60%	695
04/01	632,236	443.3	1,179	705	328,763	52.00%	760	182,084	28.80%	701
04/08	604,211	426.9	1,183	710	306,939	50.80%	760	183,680	30.40%	712
04/15	644,900	453.6	1,174	707	346,956	53.80%	752	185,086	28.70%	700
04/22	648,222	450.3	1,167	698	343,558	53.00%	747	184,095	28.40%	688
04/29	678,073	473.1	1,171	701	363,447	53.60%	749	189,182	27.90%	693
05/06	686,838	482.7	1,179	706	372,266	54.20%	755	195,749	28.50%	691
05/13	701,928	497.1	1,175	712	393,080	56.00%	760	193,732	27.60%	695
05/20	702,133	490.7	1,163	702	385,471	54.90%	750	200,108	28.50%	685
05/27	712,374	499.9	1,179	705	381,832	53.60%	752	209,438	29.40%	692
06/03	611,659	428.4	1,186	704	332,742	54.40%	749	173,711	28.40%	688
06/10	730,362	514.3	1,181	708	395,126	54.10%	755	212,535	29.10%	691
06/17	731,625	518.0	1,168	711	405,320	55.40%	757	207,782	28.40%	697
06/24	730,163	516.6	1,176	711	403,780	55.30%	756	211,017	28.90%	693
07/01	730,971	519.7	1,183	714	404,958	55.40%	763	203,210	27.80%	697
07/08	601,567	430.1	1,185	718	326,651	54.30%	768	181,072	30.10%	699
07/15	708,851	503.8	1,184	714	383,488	54.10%	766	203,440	28.70%	698
07/22	667,540	475.6	1,191	716	367,815	55.10%	766	191,584	28.70%	699
07/29	686,466	491.1	1,198	719	371,378	54.10%	770	204,567	29.80%	698
08/05	678,233	487.7	1,189	723	358,107	52.80%	778	210,930	31.10%	704
08/12	695,804	500.9	1,193	723	379,909	54.60%	776	199,696	28.70%	709
08/19	694,464	499.0	1,193	722	370,844	53.40%	778	206,256	29.70%	707
08/26	705,180	509.2	1,193	726	379,387	53.80%	781	204,502	29.00%	712
09/02	713,428	515.7	1,202	726	380,257	53.30%	785	203,327	28.50%	718
09/09	624,450	451.2	1,204	726	323,465	51.80%	789	190,457	30.50%	716
09/16	741,102	532.9	1,195	723	378,703	51.10%	784	223,813	30.20%	717
09/23	723,766	520.7	1,188	723	370,568	51.20%	785	217,130	30.00%	715
09/30	727,562	521.6	1,198	720	361,598	49.70%	782	232,092	31.90%	716
10/07	676,906	484.5	1,194	719	329,653	48.70%	785	213,225	31.50%	718
10/14	670,801	479.3	1,196	718	329,363	49.10%	785	205,936	30.70%	714
10/21	698,836	501.0	1,197	720	333,345	47.70%	790	222,230	31.80%	721
10/28	681,218	482.9	1,190	712	315,404	46.30%	784	212,540	31.20%	721
11/04	692,878	489.2	1,188	709	312,488	45.10%	787	216,871	31.30%	718
11/11	677,551	478.5	1,193	710	312,351	46.10%	786	205,976	30.40%	713
11/18	680,188	478.3	1,192	707	319,008	46.90%	780	195,214	28.70%	719
11/25	604,734	432.8	1,198	719	302,367	50.00%	786	174,768	28.90%	724
12/02	654,756	461.6	1,194	709	312,973	47.80%	783	182,022	27.80%	719
12/09	681,355	481.4	1,193	710	331,820	48.70%	784	185,329	27.20%	720
12/16	651,086	465.3	1,198	718	322,288	49.50%	784	190,117	29.20%	725
12/23	651,144	465.0	1,200	718	334,037	51.30%	784	177,762	27.30%	719
12/30	597,206	429.8	1,203	722	308,158	51.60%	782	176,176	29.50%	720
	34,732,125	24,621.1	1,187	712	17,884,424	51.45%	770	10,171,242	29.28%	706

Source: USDA National Agricultural Statistics Service

Meat Production in million pounds

Actual Slaughter Under Federal Inspection Meat Production and Actual Live & Dressed Weight

	All Cows			Beef Cows		Dairy Cows		Bulls & Stags		
Week Ending	No. of Head	% of Total	Dressed Weight	No. of Head	% of Total	No. of Head	% of Total	No. of Head	% of Total	Dressed Weight
01/07	115,791	19.90%	539	59,491	10.22%	56,300	9.68%	9,892	1.70%	868
01/14	136,049	20.70%	535	67,849	10.32%	68,200	10.38%	12,488	1.90%	821
01/21	129,254	19.70%	535	64,654	9.85%	64,600	9.85%	12,466	1.90%	834
01/28	117,197	18.50%	545	54,397	8.59%	62,800	9.91%	12,036	1.90%	861
02/04	123,900	18.80%	538	59,600	9.04%	64,300	9.76%	12,522	1.90%	871
02/11	119,069	19.30%	535	59,369	9.62%	59,700	9.68%	12,956	2.10%	888
02/18	114,837	17.90%	539	55,737	8.69%	59,100	9.21%	11,548	1.80%	812
02/25	122,109	19.20%	539	59,309	9.33%	62,800	9.87%	13,356	2.10%	855
03/04	115,263	19.10%	535	56,263	9.32%	59,000	9.78%	12,069	2.00%	872
03/11	105,952	17.10%	543	49,252	7.95%	56,700	9.15%	11,772	1.90%	886
03/18	115,667	17.70%	540	57,067	8.73%	58,600	8.97%	12,416	1.90%	867
03/25	118,506	18.50%	527	61,506	9.60%	57,000	8.90%	14,093	2.20%	863
04/01	109,377	17.30%	530	58,077	9.19%	51,300	8.11%	12,012	1.90%	833
04/08	102,112	16.90%	537	51,412	8.51%	50,700	8.39%	11,480	1.90%	868
04/15	100,604	15.60%	542	52,004	8.06%	48,600	7.54%	12,253	1.90%	891
04/22	101,771	15.70%	543	50,071	7.72%	51,700	7.98%	12,964	2.00%	848
04/29	112,560	16.60%	540	58,460	8.62%	54,100	7.98%	12,883	1.90%	869
05/06	106,460	15.50%	540	57,160	8.32%	49,300	7.18%	13,050	1.90%	880
05/13	102,481	14.60%	541	52,981	7.55%	49,500	7.05%	12,635	1.80%	847
05/20	102,511	14.60%	536	53,911	7.68%	48,600	6.92%	13,341	1.90%	864
05/27	107,568	15.10%	547	58,068	8.15%	49,500	6.95%	13,535	1.90%	853
06/03	92,972	15.20%	549	49,372	8.07%	43,600	7.13%	11,622	1.90%	875
06/10	108,824	14.90%	548	56,624	7.75%	52,200	7.15%	13,877	1.90%	862
06/17	104,622	14.30%	543	56,622	7.74%	48,000	6.56%	13,901	1.90%	868
06/24	100,762	13.80%	545	56,262	7.71%	44,500	6.09%	13,873	1.90%	870
07/01	108,915	14.90%	545	58,315	7.98%	50,600	6.92%	13,888	1.90%	883
07/08	83,618	13.90%	547	42,718	7.10%	40,900	6.80%	10,227	1.70%	887
07/15	107,745	15.20%	540	56,145	7.92%	51,600	7.28%	13,468	1.90%	875
07/22	96,793	14.50%	539	48,693	7.29%	48,100	7.21%	12,016	1.80%	865
07/29	97,478	14.20%	548	49,178	7.16%	48,300	7.04%	13,043	1.90%	861
08/05	96,987	14.30%	540	49,587	7.31%	47,400	6.99%	12,208	1.80%	873
08/12	102,979	14.80%	535	53,279	7.66%	49,700	7.14%	13,220	1.90%	861
08/19	104,170	15.00%	534	50,970	7.34%	53,200	7.66%	13,195	1.90%	868
08/26	106,482	15.10%	534	55,882	7.92%	50,600	7.18%	14,104	2.00%	857
09/02	114,862	16.10%	530	59,662	8.36%	55,200	7.74%	14,269	2.00%	865
09/09	98,039	15.70%	526	49,739	7.97%	48,300	7.73%	11,865	1.90%	846
09/16	123,023	16.60%	528	65,223	8.80%	57,800	7.80%	15,563	2.10%	849
09/23	121,593	16.80%	530	65,093	8.99%	56,500	7.81%	14,475	2.00%	858
09/30	120,048	16.50%	527	62,648	8.61%	57,400	7.89%	13,824	1.90%	862
10/07	119,812	17.70%	524	65,512	9.68%	54,300	8.02%	13,538	2.00%	848
10/14	122,086	18.20%	526	67,786	10.11%	54,300	8.09%	13,416	2.00%	847
10/21	129,983	18.60%	528	74,683	10.69%	55,300	7.91%	13,278	1.90%	848
10/28	138,968	20.40%	524	79,968	11.74%	59,000	8.66%	14,306	2.10%	845
11/04	148,969	21.50%	521	85,469	12.34%	63,500	9.16%	14,550	2.10%	843
11/11	144,996	21.40%	528	83,696	12.35%	61,300	9.05%	14,229	2.10%	836
11/18	152,362	22.40%	523	89,362	13.14%	63,000	9.26%	13,604	2.00%	850
11/25	117,318	19.40%	526	67,118	11.10%	50,200	8.30%	10,280	1.70%	839
12/02	147,320	22.50%	524	84,320	12.88%	63,000	9.62%	13,095	2.00%	836
12/09	149,898	22.00%	521	84,698	12.43%	65,200	9.57%	14,308	2.10%	834
12/16	127,613	19.60%	528	71,613	11.00%	56,000	8.60%	11,068	1.70%	848
12/23	127,624	19.60%	530	67,324	10.34%	60,300	9.26%	11,069	1.70%	840
12/30	105,108	17.60%	541	56,208	9.41%	48,900	8.19%	7,764	1.30%	850
	6,001,010	17.33%	535	3,160,410	9.11%	2,840,600	8.21%	664,910	1.91%	858

Source: USDA National Agricultural Statistics Service

Actual Slaughter Under Federal Inspection Meat Production and Actual Live & Dressed Weight

	All Hogs				Barrows & Gilts			Sows			Boars & Stags		
Week Ending	Total Hogs	Meat Prod	Live Wght	Dressed Weight	No. of Head	% of Total	Dressed Weight	No. of Head	% of Total	Dressed Weight	No. of Head	% of Total	Dressed Weight
01/07	1,628,204	303.6	257	187	1,550,050	95.20%	182	65,128	4.00%	295	13,026	0.80%	218
01/14	1,964,101	366.0	258	187	1,865,896	95.00%	182	80,528	4.10%	293	17,677	0.90%	228
01/21	1,821,745	340.1	261	187	1,721,549	94.50%	182	81,979	4.50%	291	18,217	1.00%	223
01/28	1,751,935	324.1	256	185	1,671,346	95.40%	181	61,318	3.50%	297	17,519	1.00%	217
02/04	1,790,946	332.2	256	186	1,697,817	94.80%	181	73,429	4.10%	294	17,909	1.00%	217
02/11	1,781,085	330.4	257	186	1,693,812	95.10%	181	71,243	4.00%	292	16,030	0.90%	212
02/18	1,809,616	335.0	255	186	1,724,564	95.30%	181	68,765	3.80%	288	16,287	0.90%	211
02/25	1,808,376	335.5	255	186	1,719,766	95.10%	181	70,527	3.90%	288	19,892	1.10%	214
03/04	1,875,564	347.9	256	186	1,783,661	95.10%	181	73,147	3.90%	286	18,756	1.00%	224
03/11	1,888,331	350.5	256	186	1,803,356	95.50%	182	67,980	3.60%	289	16,995	0.90%	207
03/18	1,907,775	355.6	257	187	1,816,202	95.20%	183	70,588	3.70%	289	20,986	1.10%	210
03/25	1,886,656	352.0	257	187	1,797,983	95.30%	182	67,920	3.60%	284	20,753	1.10%	214
04/01	1,836,546	340.7	259	186	1,752,065	95.40%	182	66,116	3.60%	288	18,365	1.00%	210
04/08	1,818,776	339.5	258	187	1,731,475	95.20%	183	67,295	3.70%	291	18,188	1.00%	216
04/15	1,788,247	333.1	257	187	1,713,141	95.80%	183	60,800	3.40%	291	14,306	0.80%	236
04/22	1,824,341	342.8	259	188	1,742,246	95.50%	184	65,676	3.60%	291	16,419	0.90%	218
04/29	1,858,639	347.8	258	188	1,773,142	95.40%	183	66,911	3.60%	287	18,586	1.00%	218
05/06	1,866,460	349.6	259	188	1,778,736	95.30%	184	69,059	3.70%	287	18,665	1.00%	212
05/13	1,875,628	349.7	257	187	1,789,349	95.40%	183	69,398	3.70%	288	16,881	0.90%	214
05/20	1,774,013	330.7	260	187	1,690,634	95.30%	182	69,187	3.90%	289	15,966	0.90%	222
05/27	1,769,325	329.4	258	187	1,686,167	95.30%	182	67,234	3.80%	289	15,924	0.90%	223
06/03	1,602,893	298.3	260	186	1,525,954	95.20%	182	62,513	3.90%	289	14,426	0.90%	219
06/10	1,761,878	328.6	258	187	1,666,737	94.60%	182	79,285	4.50%	290	15,857	0.90%	231
06/17	1,721,575	320.5	257	187	1,630,332	94.70%	181	75,749	4.40%	293	17,216	1.00%	220
06/24	1,702,147	314.2	255	185	1,615,338	94.90%	180	71,490	4.20%	292	15,319	0.90%	221
07/01	1,734,630	320.8	255	185	1,637,491	94.40%	180	78,058	4.50%	295	19,081	1.10%	228
07/08	1,466,323	270.3	255	185	1,390,074	94.80%	180	63,052	4.30%	293	13,197	0.90%	221
07/15	1,687,018	310.5	255	184	1,594,232	94.50%	179	74,229	4.40%	293	18,557	1.10%	223
07/22	1,701,875	313.9	259	185	1,604,868	94.30%	179	79,988	4.70%	292	17,019	1.00%	232
07/29	1,683,116	308.0	256	183	1,585,495	94.20%	177	79,106	4.70%	297	18,514	1.10%	227
08/05	1,733,070	318.5	255	184	1,637,751	94.50%	179	77,988	4.50%	294	19,064	1.10%	225
08/12	1,703,969	312.2	255	184	1,610,251	94.50%	178	76,679	4.50%	290	17,040	1.00%	239
08/19	1,780,254	323.4	251	182	1,691,241	95.00%	177	72,990	4.10%	296	16,022	0.90%	222
08/26	1,817,060	329.4	252	182	1,726,207	95.00%	177	72,682	4.00%	289	16,354	0.90%	221
09/02	1,794,881	325.4	250	182	1,701,547	94.80%	176	75,385	4.20%	292	19,744	1.10%	229
09/09	1,649,669	300.9	252	183	1,568,835	95.10%	178	65,987	4.00%	291	14,847	0.90%	221
09/16	1,895,693	346.8	252	183	1,802,804	95.10%	178	75,828	4.00%	295	17,061	0.90%	230
09/23	1,888,183	343.4	253	182	1,801,327	95.40%	177	71,751	3.80%	291	15,105	0.80%	236
09/30	1,887,672	347.1	254	184	1,797,064	95.20%	179	75,507	4.00%	294	15,101	0.80%	231
10/07	1,898,992	349.8	255	185	1,813,537	95.50%	180	70,263	3.70%	293	15,192	0.80%	234
10/14	1,833,483	337.9	255	185	1,750,976	95.50%	180	66,005	3.60%	289	16,501	0.90%	222
10/21	1,907,192	353.6	256	186	1,828,997	95.90%	182	62,937	3.30%	293	15,258	0.80%	227
10/28	1,993,080	371.9	258	187	1,907,378	95.70%	183	69,758	3.50%	293	15,945	0.80%	213
11/04	2,002,697	374.3	258	187	1,912,576	95.50%	183	74,100	3.70%	290	16,022	0.80%	224
11/11	1,980,614	372.7	259	189	1,893,467	95.60%	184	71,302	3.60%	290	15,845	0.80%	226
11/18	2,010,878	377.7	260	188	1,916,367	95.30%	184	76,413	3.80%	291	16,087	0.80%	226
11/25	1,723,882	322.6	258	188	1,653,203	95.90%	184	56,888	3.30%	294	13,791	0.80%	205
12/02	1,994,150	373.3	258	188	1,906,407	95.60%	183	73,784	3.70%	294	15,953	0.80%	224
12/09	1,914,369	360.1	259	189	1,822,479	95.20%	184	74,660	3.90%	290	17,229	0.90%	233
12/16	1,890,377	353.0	257	187	1,807,200	95.60%	183	68,054	3.60%	299	13,233	0.70%	222
12/23	1,839,696	344.4	257	188	1,753,230	95.30%	183	71,748	3.90%	291	16,557	0.90%	220
12/30	1,671,356	314.4	259	189	1,606,173	96.10%	185	55,155	3.30%	293	10,028	0.60%	233
	94,198,981	17,474.1	257	186	89,662,494	95.17%	181	3,673,561	3.91%	291	864,511	0.92%	222

Source: USDA National Agricultural Statistics Service

Meat Production in million pounds

Actual Slaughter Under Federal Inspection Meat Production and Actual Live & Dressed Weight

	All Sheep				Mature Sheep			Lamb			Veal & Calf			
Week Ending	Total Head	Meat Prod	Live Wght	Drstd Wght	No. of Head	% of Total	Drstd Wght	No. of Head	% of Total	Drstd Wght	Total Head	Meat Prod	Live Wght	Drstd Wght
01/07	74,520	4.7	126	63	4,844	6.50%	59	69,676	93.50%	63	26,726	5.7	370	217
01/14	86,793	5.4	125	62	4,774	5.50%	60	82,019	94.50%	62	29,334	6.4	377	221
01/21	88,518	5.7	130	64	5,046	5.70%	57	83,472	94.30%	65	27,087	6.2	401	233
01/28	92,713	5.9	129	64	5,007	5.40%	60	87,706	94.60%	64	26,591	6.1	396	233
02/04	89,175	5.8	130	65	4,994	5.60%	58	84,181	94.40%	65	26,423	6.0	395	232
02/11	89,588	5.8	130	65	4,659	5.20%	58	84,929	94.80%	65	25,935	5.7	377	225
02/18	86,352	5.5	129	64	4,577	5.30%	58	81,775	94.70%	64	26,327	5.9	379	223
02/25	90,872	5.8	129	64	4,362	4.80%	61	86,510	95.20%	64	25,360	5.5	376	221
03/04	97,078	6.2	129	64	5,048	5.20%	57	92,030	94.80%	65	25,693	5.5	372	217
03/11	95,706	6.3	133	66	5,360	5.60%	59	90,346	94.40%	67	26,540	5.8	374	221
03/18	101,583	6.5	130	65	4,774	4.70%	55	96,809	95.30%	65	27,795	6.2	389	228
03/25	102,075	6.6	131	65	5,410	5.30%	58	96,665	94.70%	65	25,479	6.0	408	241
04/01	109,335	7.0	130	64	5,248	4.80%	59	104,087	95.20%	65	23,094	5.3	398	232
04/08	120,428	7.6	127	64	4,817	4.00%	58	115,611	96.00%	64	23,169	5.1	383	225
04/15	98,140	6.9	125	63	5,005	5.10%	58	93,135	94.90%	63	23,487	5.3	392	231
04/22	91,197	5.7	126	62	4,286	4.70%	58	86,911	95.30%	63	24,241	5.5	394	232
04/29	85,103	5.5	129	64	4,936	5.80%	59	80,167	94.20%	65	25,088	5.7	392	231
05/06	81,562	5.2	129	64	6,036	7.40%	59	75,526	92.60%	65	25,829	5.7	384	227
05/13	81,785	5.2	129	64	6,134	7.50%	57	75,651	92.50%	65	26,040	6.0	389	233
05/20	77,358	5.0	129	64	6,111	7.90%	59	71,247	92.10%	65	25,857	5.7	377	223
05/27	76,797	4.9	128	64	5,913	7.70%	55	70,884	92.30%	65	24,357	5.4	387	227
06/03	70,775	4.5	129	64	5,804	8.20%	59	64,971	91.80%	65	23,038	5.1	380	223
06/10	75,117	4.7	126	63	5,183	6.90%	59	69,934	93.10%	63	26,500	6.0	390	230
06/17	77,470	4.9	126	63	5,888	7.60%	57	71,582	92.40%	64	25,209	5.5	375	221
06/24	80,049	5.0	127	63	5,363	6.70%	58	74,686	93.30%	63	26,220	5.8	383	225
07/01	81,370	5.1	126	63	5,940	7.30%	59	75,430	92.70%	63	25,742	5.4	366	215
07/08	65,078	4.1	127	63	4,816	7.40%	56	60,262	92.60%	64	23,613	5.0	369	215
07/15	67,979	4.3	126	63	5,642	8.30%	60	62,337	91.70%	63	27,680	5.8	366	214
07/22	69,854	4.4	126	63	4,541	6.50%	58	65,313	93.50%	63	27,343	5.8	371	216
07/29	78,172	4.9	127	63	5,238	6.70%	57	72,934	93.30%	64	27,755	6.0	375	220
08/05	76,482	4.9	129	65	5,583	7.30%	61	70,899	92.70%	65	25,755	5.3	358	210
08/12	72,464	4.4	122	60	5,145	7.10%	58	67,319	92.90%	61	26,327	5.4	358	210
08/19	75,788	4.6	121	61	5,078	6.70%	55	70,710	93.30%	61	25,876	5.3	358	207
08/26	78,485	4.8	124	62	5,102	6.50%	62	73,383	93.50%	62	26,434	5.5	356	211
09/02	79,457	4.7	120	60	5,880	7.40%	58	73,577	92.60%	60	27,480	5.8	368	215
09/09	76,512	4.6	118	60	4,361	5.70%	57	72,151	94.30%	60	25,009	5.0	347	203
09/16	88,797	5.3	122	60	5,772	6.50%	59	83,025	93.50%	60	29,320	6.2	368	214
09/23	85,252	5.1	121	60	5,286	6.20%	57	79,966	93.80%	60	29,460	6.1	357	210
09/30	80,110	4.9	123	61	5,608	7.00%	59	74,502	93.00%	61	29,095	6.2	360	366
10/07	81,564	5.0	125	62	4,731	5.80%	58	76,833	94.20%	62	26,999	5.6	362	211
10/14	80,241	4.9	123	61	5,296	6.60%	57	74,945	93.40%	61	27,142	5.7	363	214
10/21	84,372	5.2	125	62	5,315	6.30%	58	79,057	93.70%	62	27,610	5.6	352	208
10/28	78,179	4.8	123	61	5,238	6.70%	58	72,941	93.30%	61	29,482	6.2	356	210
11/04	85,634	5.3	124	62	6,080	7.10%	54	79,554	92.90%	62	30,304	6.1	347	204
11/11	86,475	5.7	125	63	4,929	5.70%	58	81,546	94.30%	63	29,028	6.0	359	212
11/18	82,307	5.1	125	62	5,761	7.00%	58	76,546	93.00%	63	28,577	5.8	354	208
11/25	69,959	4.3	125	62	4,617	6.60%	57	65,342	93.40%	62	24,286	4.9	352	206
12/02	86,845	5.5	127	63	5,384	6.20%	57	81,461	93.80%	63	31,735	6.4	344	203
12/09	87,767	5.5	127	63	5,442	6.20%	60	82,325	93.80%	63	30,510	6.2	352	208
12/16	92,441	5.8	127	63	5,546	6.00%	57	86,895	94.00%	63	30,415	6.3	362	211
12/23	87,297	5.4	125	62	6,285	7.20%	56	81,012	92.80%	62	30,734	6.3	356	210
12/30	70,504	4.4	126	63	4,301	6.10%	58	66,203	93.90%	63	26,916	5.5	356	210
	4,369,474	275.3	126	63	272,493	6.33%	58	4,096,981	93.67%	63	1,392,046	298.5	372	221

Meat Production in million pounds

Source: USDA National Agricultural Statistics Service

Daily Actual Slaughter Under Federal Inspection Cattle & Calf

Week Ending	Actual Daily Cattle Slaughter						Actual Daily Calf Slaughter					
	Mon	Tue	Wed	Thu	Fri	Sat	Mon	Tue	Wed	Thu	Fri	Sat
01/07	4,797	126,242	123,763	124,954	125,942	76,167	1,468	6,117	6,422	6,563	6,004	152
01/14	117,593	127,910	127,772	124,714	120,375	38,876	5,384	6,792	6,141	5,448	5,569	0
01/21	124,115	128,834	121,050	123,179	125,924	33,008	4,946	6,168	6,046	4,765	5,162	0
01/28	122,527	124,765	123,398	124,209	126,306	12,294	5,539	6,284	5,470	4,410	4,888	0
02/04	124,555	126,672	125,876	127,348	126,499	28,090	4,843	5,898	5,534	4,949	5,077	122
02/11	118,377	125,051	121,050	120,329	122,330	9,802	5,606	5,157	5,265	4,346	5,561	0
02/18	108,424	124,660	120,934	123,447	126,030	38,051	5,162	5,790	5,438	4,621	5,316	0
02/25	110,569	125,709	124,923	124,828	124,974	24,981	4,368	5,912	5,476	4,493	5,111	0
03/04	120,606	122,986	120,598	116,725	111,459	11,099	5,060	5,593	5,142	4,661	5,237	0
03/11	116,205	120,134	121,590	123,774	125,188	12,713	5,216	5,289	5,527	4,990	5,518	0
03/18	124,825	128,264	128,017	123,820	127,980	20,581	5,241	5,841	5,877	4,946	5,890	0
03/25	123,314	127,699	126,892	125,581	123,618	13,467	5,147	5,609	5,429	4,466	4,828	0
04/01	119,095	124,021	127,993	122,213	123,435	15,479	5,157	4,684	4,450	3,986	4,817	0
04/08	101,023	126,032	121,836	119,563	119,662	16,095	4,955	4,899	4,848	4,254	4,213	0
04/15	109,635	124,281	126,390	124,194	128,393	32,007	5,024	5,143	4,450	4,597	4,273	0
04/22	117,788	126,958	126,243	128,108	127,176	21,949	5,374	4,797	4,879	4,411	4,780	0
04/29	119,587	128,522	127,536	125,810	127,910	48,708	4,956	5,448	5,028	4,616	5,040	0
05/06	127,134	127,332	127,100	124,281	127,777	53,214	4,877	5,421	5,733	5,006	4,777	15
05/13	121,835	125,671	127,091	124,623	127,317	75,391	5,454	5,768	5,403	4,343	5,064	8
05/20	125,499	125,699	125,073	126,398	124,602	74,862	5,498	5,540	5,189	4,332	5,245	53
05/27	125,783	127,700	124,113	127,832	129,917	77,029	4,829	5,370	4,990	4,476	4,692	0
06/03	7,426	125,152	129,860	129,127	126,896	93,198	775	5,756	5,536	5,214	5,474	283
06/10	125,517	129,495	128,656	126,765	129,815	90,114	4,842	6,523	4,731	4,804	5,540	60
06/17	128,113	130,248	127,208	126,080	129,005	90,971	4,946	5,662	4,975	4,447	5,179	0
06/24	125,368	129,161	127,826	128,980	131,043	87,785	5,404	5,247	5,542	4,529	5,429	69
07/01	129,155	131,203	128,614	123,963	130,660	87,376	5,298	5,467	4,833	4,545	5,564	35
07/08	123,744	1,269	128,220	126,994	129,255	92,085	3,739	896	5,822	6,385	6,140	631
07/15	128,891	129,182	128,204	127,301	128,619	66,654	5,361	5,953	5,874	5,328	5,068	96
07/22	125,139	127,213	124,569	122,800	127,613	40,206	5,614	6,177	5,028	5,279	5,151	94
07/29	125,856	126,539	124,754	124,892	129,339	55,086	5,315	5,861	5,548	5,080	5,689	262
08/05	125,610	126,148	118,380	124,405	122,395	61,295	4,669	6,131	5,352	4,697	4,548	358
08/12	119,264	125,478	123,607	129,694	130,710	67,051	5,486	5,614	5,641	4,479	4,702	405
08/19	126,885	127,834	128,276	126,768	124,569	60,132	5,309	5,863	5,490	4,231	4,917	66
08/26	122,631	126,022	127,552	131,160	130,033	67,782	5,144	5,975	5,250	4,732	5,092	241
09/02	124,005	131,658	128,928	126,785	131,629	70,423	5,579	5,112	5,834	5,105	5,711	139
09/09	1,743	129,474	132,270	131,476	131,330	98,157	307	7,078	5,562	5,987	5,432	643
09/16	127,240	128,611	130,896	130,335	132,599	91,421	5,669	6,279	6,129	5,436	5,702	105
09/23	127,228	132,548	129,230	130,696	132,034	72,030	5,992	6,110	6,104	5,358	5,563	333
09/30	127,569	132,285	130,517	130,348	131,361	75,482	5,316	5,787	6,060	5,780	5,769	383
10/07	128,523	132,443	130,008	125,688	124,775	35,469	5,216	5,901	5,082	5,004	5,390	406
10/14	119,751	131,123	129,668	130,021	128,527	31,711	5,187	5,557	5,867	4,749	5,382	400
10/21	127,597	133,950	133,250	132,457	130,660	40,922	4,601	5,995	5,976	5,614	5,272	152
10/28	128,867	132,407	129,400	128,042	134,960	27,542	5,589	6,420	5,774	5,779	5,582	338
11/04	118,619	135,651	135,038	130,381	134,578	38,611	5,777	6,891	6,156	5,665	5,496	319
11/11	127,826	133,169	134,722	132,100	127,551	22,183	5,799	6,390	5,722	5,624	5,019	474
11/18	114,080	132,648	128,133	134,725	132,868	37,734	5,480	6,580	5,781	5,014	5,257	465
11/25	134,257	136,384	129,483	118	133,492	71,000	5,419	7,106	5,991	8	5,144	618
12/02	114,319	131,282	121,542	128,652	131,565	27,396	5,894	6,271	6,658	6,363	6,166	383
12/09	124,756	135,230	131,182	132,247	131,501	26,439	5,391	6,759	6,680	5,463	5,793	424
12/16	123,388	129,721	130,327	123,424	132,243	11,983	5,503	6,086	6,452	6,264	5,776	334
12/23	125,582	131,216	126,263	131,200	129,638	7,245	5,889	6,694	5,698	5,900	6,205	348
12/30	113	121,769	128,529	128,319	130,557	87,919	169	5,875	7,354	6,232	6,958	328
	5,892,348	6,551,655	6,604,350	6,461,873	6,654,634	2,567,265	254,783	301,536	291,239	257,774	277,172	9,542

Source: USDA National Agricultural Statistics Service

Daily Actual Slaughter Under Federal Inspection Hog & Sheep

	Actual Daily Hog Slaughter						Actual Daily Sheep Slaughter					
Week Ending	Mon	Tue	Wed	Thu	Fri	Sat	Mon	Tue	Wed	Thu	Fri	Sat
01/07	6,822	349,556	355,689	358,990	339,363	217,784	16	18,305	18,115	20,087	17,993	4
01/14	344,970	359,826	363,105	355,845	359,559	180,796	17,397	15,605	17,453	19,237	16,399	702
01/21	314,757	345,030	351,489	342,601	351,550	116,318	15,546	18,028	18,352	19,758	16,834	0
01/28	324,930	352,063	345,425	336,897	338,751	53,869	16,471	17,489	18,197	19,353	18,294	2,909
02/04	312,645	354,245	355,208	357,421	330,379	81,048	17,034	17,433	18,142	18,698	17,815	53
02/11	308,930	336,941	345,888	353,878	355,456	79,992	16,128	18,237	18,492	19,028	17,699	4
02/18	311,335	356,849	354,599	358,108	344,945	83,780	17,878	15,204	16,587	18,485	17,578	620
02/25	286,331	360,506	357,526	359,654	359,955	84,404	16,707	18,166	17,685	19,109	17,264	1,941
03/04	319,385	363,643	351,834	354,754	347,466	138,482	18,838	18,557	18,835	18,851	18,140	3,857
03/11	312,409	353,516	360,497	351,783	353,983	156,143	18,420	19,879	17,913	19,498	18,393	1,603
03/18	328,579	355,528	357,950	360,748	360,632	144,338	18,936	19,377	19,522	18,846	18,389	6,513
03/25	334,418	358,736	355,799	356,448	351,670	129,585	17,710	18,656	19,262	19,766	19,134	7,547
04/01	325,168	351,052	356,786	357,907	357,205	88,428	17,609	19,285	19,804	20,401	19,528	12,708
04/08	327,557	339,167	348,407	351,488	353,633	98,524	20,086	20,883	21,679	22,585	22,394	12,801
04/15	318,957	341,853	355,719	358,522	338,385	74,811	20,729	21,755	21,765	22,057	18,450	5,917
04/22	202,246	355,087	359,243	364,430	364,635	178,700	17,328	18,644	18,334	20,017	16,857	17
04/29	333,245	347,848	357,136	350,815	348,274	121,321	16,810	16,979	17,183	19,092	15,039	0
05/06	321,318	348,926	358,273	360,156	361,121	116,666	14,348	15,980	16,553	16,329	13,873	4,479
05/13	325,514	355,702	359,139	365,263	356,315	113,695	15,381	15,341	15,004	17,491	15,838	2,730
05/20	320,868	337,725	345,788	341,434	339,989	88,209	16,127	16,066	13,359	16,438	15,325	43
05/27	325,140	355,388	340,185	343,826	336,801	67,985	15,742	15,120	13,763	16,594	15,563	15
06/03	7,769	361,981	356,159	357,455	362,892	156,637	4,262	16,615	16,542	18,356	13,188	1,812
06/10	311,616	352,788	348,603	349,083	340,139	59,649	13,463	15,523	15,215	15,829	15,084	3
06/17	302,824	328,088	341,568	339,840	339,017	70,238	15,511	15,318	15,688	16,211	14,737	5
06/24	305,735	331,077	338,836	338,703	333,232	54,564	15,344	15,833	15,371	16,391	14,971	2,139
07/01	307,728	342,341	345,286	339,324	334,691	65,260	16,108	16,248	16,643	17,365	15,006	0
07/08	291,159	800	345,810	351,659	345,777	131,118	11,997	655	16,621	17,691	14,258	3,856
07/15	299,792	341,596	328,580	323,963	322,690	70,397	13,823	13,177	13,805	13,977	13,197	0
07/22	299,204	342,666	336,611	329,356	324,037	70,001	13,475	12,938	14,804	14,860	13,578	199
07/29	299,470	335,057	331,561	337,343	326,497	53,188	14,828	16,033	16,012	16,476	14,816	7
08/05	314,643	347,875	348,262	347,025	320,941	54,324	15,317	14,821	15,394	16,512	13,760	678
08/12	275,487	344,682	343,534	347,495	333,843	58,928	11,146	15,439	16,153	16,001	13,723	2
08/19	317,998	349,252	352,184	346,605	336,764	77,451	14,053	15,794	16,487	15,775	13,673	6
08/26	325,600	346,513	354,571	348,261	335,997	106,118	15,251	15,597	15,955	16,460	12,924	2,298
09/02	328,236	340,559	346,394	349,412	343,461	86,819	15,888	15,686	16,619	18,207	12,751	306
09/09	1,583	349,595	356,113	359,463	362,163	220,752	495	17,462	18,539	18,274	17,017	4,725
09/16	347,963	357,926	356,980	353,863	344,268	134,693	14,856	18,067	18,027	18,326	16,662	2,859
09/23	345,066	358,762	362,381	358,161	349,660	114,153	15,637	16,428	17,335	17,365	15,710	2,777
09/30	341,706	368,124	362,256	360,341	354,929	100,316	14,601	17,267	18,711	15,003	14,515	13
10/07	340,849	353,432	350,190	348,473	349,987	156,061	16,472	16,618	17,085	16,639	14,732	18
10/14	330,954	356,818	353,088	348,453	353,316	90,854	10,120	17,087	18,408	17,943	16,173	510
10/21	326,864	361,040	356,077	358,858	345,500	158,853	15,844	16,744	17,789	17,436	16,540	19
10/28	351,329	358,171	359,514	361,085	361,819	201,162	13,326	15,353	15,388	16,910	15,105	2,097
11/04	362,093	360,718	364,050	364,406	363,605	187,825	15,931	15,918	15,992	16,866	15,769	5,158
11/11	353,790	364,896	365,260	367,114	359,722	169,832	15,442	17,561	16,719	16,580	16,001	4,172
11/18	353,215	355,381	353,391	364,328	368,402	216,161	15,982	16,665	16,444	16,761	14,529	1,926
11/25	361,898	369,991	366,381	862	349,628	275,122	16,167	16,971	17,033	209	15,350	4,229
12/02	336,788	358,973	368,297	365,023	370,730	194,339	15,807	16,996	16,604	17,393	15,738	4,307
12/09	355,732	371,843	369,356	372,677	335,973	108,788	14,812	16,825	17,115	17,901	16,006	5,108
12/16	348,011	362,453	354,502	367,540	369,069	88,802	14,920	15,742	17,618	17,936	17,928	8,297
12/23	350,207	364,700	368,756	372,402	306,612	77,019	17,519	17,199	17,900	18,340	16,145	194
12/30	349	345,968	369,706	369,005	364,800	221,528	13	16,368	17,331	18,603	15,733	2,456
	15,501,182	17,963,253	18,389,942	18,038,546	18,060,228	6,245,830	763,651	859,937	891,346	910,316	832,118	124,639

Source: USDA National Agricultural Statistics Service

1995

NATIONAL CARLOT MEAT TRADE
REVIEW

Meat Grading & Certification



Livestock and Seed Program
Livestock and Grain Market News Service
Des Moines, Iowa

1995 National Summary of Meats Graded

Beef by Number of Head										
Period Covered	Choice					Select				
	YG #1	YG #2	YG #3	YG #4	YG #5	YG #1	YG #2	YG #3	YG #4	YG #5
01/01 - 01/28	61,459	450,697	493,071	28,207	2,418	66,279	243,455	152,663	3,788	198
01/29 - 02/25	64,681	437,676	485,931	30,611	2,768	69,968	229,851	135,591	5,348	382
02/26 - 04/01	79,463	571,001	607,321	36,470	3,549	83,404	285,339	160,986	3,893	311
04/02 - 04/29	66,326	428,851	432,565	23,728	2,201	82,040	265,428	133,831	3,151	219
04/30 - 06/03	83,328	594,752	601,790	31,317	2,564	125,607	410,680	185,880	3,918	273
06/04 - 07/01	69,353	506,987	491,969	24,329	1,976	128,287	376,157	171,015	3,426	276
07/02 - 07/29	60,192	460,739	469,162	31,619	2,192	101,728	329,724	166,499	3,428	314
07/30 - 09/02	65,093	562,796	667,538	42,096	3,858	115,366	430,902	252,874	6,775	456
09/03 - 09/30	46,105	413,007	520,625	36,067	3,851	88,870	348,344	209,430	6,214	562
10/01 - 10/28	45,198	396,713	507,351	33,213	3,343	79,372	327,495	205,780	5,640	401
10/29 - 12/02	66,783	509,541	590,941	31,907	3,409	104,985	374,621	216,873	4,900	361
12/03 - 12/31	60,090	440,289	461,764	20,943	2,004	86,451	305,296	170,999	3,522	232

Beef by Number of Head										
Period Covered	Prime					Yield Only				
	YG #1	YG #2	YG #3	YG #4	YG #5	YG #1	YG #2	YG #3	YG #4	YG #5
01/09 - 02/05	638	10,010	21,403	2,310	177	38,202	84,017	50,692	1,837	113
02/06 - 02/26	813	9,594	21,648	2,187	229	38,529	85,149	48,235	2,207	152
02/27 - 04/02	836	14,989	30,031	2,433	234	52,454	108,202	56,582	2,520	170
04/03 - 04/30	746	10,809	21,606	1,883	127	49,971	78,439	38,005	1,883	153
05/01 - 05/28	995	14,402	30,193	2,387	198	75,700	126,088	52,104	2,639	195
05/29 - 07/02	673	9,890	20,908	1,500	126	63,269	106,404	42,702	1,769	195
07/03 - 07/30	419	8,598	18,798	1,463	124	53,679	97,356	42,281	1,946	175
07/31 - 09/03	586	10,181	24,668	2,250	209	65,841	117,815	57,724	2,312	182
09/03 - 09/30	504	8,070	21,951	2,431	234	48,802	83,742	49,991	1,877	144
10/01 - 10/28	447	8,477	22,733	2,842	246	40,436	81,323	54,017	1,703	152
10/29 - 12/02	661	11,718	28,244	2,470	269	46,313	79,207	44,997	1,932	147
12/03 - 12/31	547	9,371	19,723	1,546	172	34,559	62,278	34,693	1,240	89

Lamb & Mutton by Number of Head										
Period Covered	Prime					Choice				
	YG #1	YG #2	YG #3	YG #4	YG #5	YG #1	YG #2	YG #3	YG #4	YG #5
01/09 - 02/05	406	9,533	15,896	6,007	891	23,656	103,669	100,063	18,601	2,586
02/06 - 02/26	809	12,575	18,335	7,115	1,328	32,944	112,998	92,288	13,844	2,566
02/27 - 04/02	1,051	14,513	19,880	5,987	1,039	53,811	165,994	132,180	19,472	3,214
04/03 - 04/30	438	10,228	14,677	4,340	443	34,330	120,074	98,834	16,970	1,249
05/01 - 05/28	535	11,484	15,666	4,522	497	29,636	122,789	100,001	18,426	1,480
05/29 - 07/02	475	7,247	11,179	4,771	319	25,685	88,425	72,659	16,038	938
07/03 - 07/30	650	10,463	14,923	4,402	724	24,735	88,449	68,918	15,529	1,801
07/31 - 09/03	806	10,118	11,782	3,119	413	51,665	124,836	79,907	11,753	1,390
09/03 - 09/30	483	6,597	9,727	2,525	417	37,590	109,307	81,015	10,407	1,296
10/01 - 10/28	357	7,320	12,502	3,662	522	26,752	103,494	96,822	16,013	2,946
10/29 - 12/02	746	9,901	17,178	6,949	1,950	30,936	128,480	128,187	20,619	2,985
12/03 - 12/31	216	7,095	12,552	4,731	936	24,942	100,247	107,038	16,663	2,773

Source: USDA Meat Grading and Certification Branch

1995

NATIONAL CARLOT MEAT TRADE
REVIEW

Beef Statistical Data



Livestock and Seed Program
Livestock and Grain Market News Service
Des Moines, Iowa

1995

NATIONAL CARLOT MEAT TRADE
REVIEW

Boxed Beef



Livestock and Seed Program
Livestock and Grain Market News Service
Des Moines, Iowa

Beef Market Statistics Boxed Beef Cutouts & Load Counts

	Boxed Beef Cutouts				Boxed Beef Load Count Breakdown									
Week Ending	CH 1-3 550-700	CH 1-3 700-850	SE 1-3 550-700	SE 1-3 700-850	Total Loads	Choice Cut Loads				Select Cut Loads				Other* Loads
						Rib	Chuck	Round	Loin	Rib	Chuck	Round	Loin	
01/07	110.58	110.75	103.82	103.39	1,136.0	23.0	206.0	189.0	64.5	20.0	280.0	216.5	93.5	43.5
01/14	112.06	111.94	106.66	106.35	1,052.0	43.5	228.5	267.0	74.5	19.0	164.5	152.0	58.0	45.0
01/21	111.87	111.86	107.89	108.02	1,121.5	28.5	191.0	318.5	89.0	19.0	198.5	140.5	88.0	48.5
01/28	114.16	113.79	110.47	111.11	927.0	40.0	186.0	219.0	66.5	30.5	164.5	155.0	34.0	31.5
02/04	112.14	111.37	109.53	109.03	1,000.5	46.0	152.0	273.5	98.5	13.0	156.0	148.0	53.0	60.5
02/11	109.99	108.90	108.34	106.75	1,253.5	46.0	248.5	278.5	84.0	14.0	277.0	188.5	85.0	32.0
02/18	111.56	111.22	110.35	108.94	976.0	23.0	201.5	261.0	92.0	34.5	135.0	114.5	66.5	48.0
02/25	110.80	110.37	108.87	108.28	967.0	29.5	215.5	201.5	66.0	18.5	236.5	100.5	45.0	54.0
03/04	110.04	109.22	107.57	107.10	964.0	49.5	188.5	199.0	113.0	21.5	164.0	106.0	66.5	56.0
03/11	110.73	110.57	108.98	108.63	1,038.0	30.0	292.5	232.0	56.5	17.5	201.5	103.5	42.0	62.5
03/18	109.59	109.20	107.86	107.27	1,319.5	26.5	289.5	342.0	72.5	13.5	333.0	154.5	45.0	43.0
03/25	105.47	104.88	104.61	103.78	1,213.0	52.5	263.5	276.5	70.5	52.5	225.5	181.0	36.0	55.0
04/01	103.52	102.87	100.89	100.20	1,065.0	56.5	215.0	257.5	86.0	14.5	166.5	155.5	56.0	57.5
04/08	102.22	102.13	100.59	99.76	1,031.0	30.0	184.0	245.5	96.5	26.0	191.5	142.5	74.0	41.0
04/15	104.65	105.15	102.43	102.02	796.5	21.0	150.0	194.0	39.5	14.0	145.0	100.5	75.5	57.0
04/22	101.79	101.92	99.42	98.79	1,355.0	47.5	255.0	325.5	82.0	46.0	262.0	211.5	70.0	55.5
04/29	103.44	103.80	98.72	98.46	1,074.5	56.5	207.0	215.5	80.5	28.0	232.0	104.0	94.5	56.5
05/06	104.62	105.32	97.94	97.60	1,137.5	39.0	267.0	183.5	59.5	20.0	284.5	183.5	51.5	49.0
05/13	104.41	104.58	95.93	95.24	1,251.5	31.0	210.5	297.5	72.5	29.5	237.0	164.5	132.5	76.5
05/20	103.71	103.93	93.95	93.00	1,226.0	47.0	163.0	199.0	47.5	27.0	315.5	288.0	68.0	71.0
05/27	103.79	104.32	94.49	93.87	947.0	32.0	198.5	189.0	93.5	37.0	176.0	89.5	92.5	39.0
06/03	104.52	104.78	95.54	95.52	834.0	37.0	150.5	155.5	50.5	29.5	177.5	93.5	71.0	69.0
06/10	106.46	107.10	97.67	97.76	965.5	30.5	170.0	179.0	41.5	15.0	265.0	151.5	59.0	54.0
06/17	108.01	108.87	98.86	99.42	981.5	15.5	194.0	248.0	50.0	7.5	235.5	129.5	45.0	56.5
06/24	108.50	108.70	99.76	100.05	1,115.5	20.5	213.0	263.5	46.5	9.5	329.0	166.5	27.0	40.0
07/01	107.64	107.97	99.04	99.57	904.0	19.5	185.0	183.5	38.5	14.0	178.0	209.0	39.0	37.5
07/08	105.46	106.12	99.16	99.43	890.0	20.5	213.5	156.0	59.0	23.5	199.0	135.0	43.0	40.5
07/15	103.14	103.44	97.71	97.40	1,273.0	91.5	177.5	261.0	139.0	43.0	193.5	201.0	116.0	50.5
07/22	101.89	101.84	94.35	93.34	1,056.0	40.0	129.5	237.5	60.0	55.5	166.0	159.0	144.5	64.0
07/29	101.64	101.58	93.81	92.97	1,144.5	32.0	171.5	238.0	77.0	31.0	216.5	211.5	89.5	77.5
08/05	103.01	103.17	94.82	94.07	1,210.0	31.0	187.5	184.5	99.0	54.5	324.0	152.5	99.5	77.5
08/12	105.31	105.27	96.27	96.00	1,373.0	24.5	312.0	279.0	69.0	50.0	288.5	192.0	101.5	56.5
08/19	103.03	102.16	93.66	93.23	1,320.5	32.5	261.0	256.0	108.0	31.5	307.5	176.5	99.0	48.5
08/26	101.85	100.48	92.10	91.65	952.0	24.0	116.0	190.5	85.5	38.0	233.0	160.0	58.0	47.0
09/02	99.56	97.79	91.66	89.94	1,214.5	48.5	200.5	233.0	105.0	35.0	246.0	148.5	139.5	58.5
09/09	101.43	99.84	93.24	92.32	1,045.0	22.0	201.0	162.5	65.0	24.5	301.5	173.0	64.5	31.0
09/16	105.75	103.96	96.91	95.79	802.0	19.0	138.0	162.0	54.0	28.5	145.0	141.0	71.5	43.0
09/23	107.49	105.57	98.13	96.78	996.5	58.5	158.0	155.0	103.0	72.5	156.5	108.0	117.5	67.5
09/30	108.60	107.13	99.72	97.53	890.5	21.0	146.0	177.5	99.5	31.5	196.0	107.5	75.5	36.0
10/07	107.64	106.32	96.42	94.36	1,110.0	20.5	88.5	177.0	75.0	65.5	251.0	212.5	135.5	84.5
10/14	107.95	106.82	95.64	93.30	1,219.5	21.0	126.0	176.5	99.5	36.0	384.5	223.5	107.0	45.5
10/21	109.84	108.60	95.05	93.41	1,084.0	11.0	154.0	139.0	61.5	66.5	312.0	227.5	74.5	38.0
10/28	105.64	105.65	93.11	91.05	1,053.5	18.5	246.0	205.5	46.0	44.5	237.0	138.5	64.0	53.5
11/04	109.62	108.98	95.83	95.05	1,252.5	50.0	164.5	303.0	72.0	47.5	230.5	206.5	105.5	73.0
11/11	109.33	106.83	95.64	93.65	1,517.5	32.5	256.5	333.5	114.0	51.5	356.0	224.5	96.5	52.5
11/18	108.71	107.15	96.17	95.06	1,159.0	30.0	187.0	239.5	97.0	78.0	224.0	148.5	107.5	47.5
11/25	109.43	107.22	97.32	95.45	866.0	20.0	134.0	177.5	74.0	35.0	143.0	132.0	109.5	41.0
12/02	107.31	105.56	96.68	94.58	1,287.5	48.0	200.5	282.0	91.0	39.0	240.5	191.0	127.5	68.0
12/09	105.97	103.97	95.16	93.31	1,301.5	37.0	172.0	252.5	103.0	33.0	315.5	170.5	144.5	73.5
12/16	105.57	103.64	94.64	93.28	1,204.0	38.5	208.5	268.0	94.5	22.0	228.5	204.0	79.5	60.5
12/23	107.17	105.10	96.91	95.57	1,043.5	37.0	160.5	210.5	113.0	41.5	212.0	136.0	82.5	50.5
12/30	105.63	103.34	96.59	95.41	741.5	34.5	106.5	171.5	86.5	53.0	103.0	111.5	41.5	33.5
	106.62	106.02	99.17	98.34	56,660	1,785	10,042	11,823	4,082	1,723	11,942	8,342	4,163	2,759

* Other = back ribs, inside skirts, cap and wedge meat, and pectoral.

Beef Market Statistics

Boxed Beef Composite Primal Values - Choice

Choice Beef Composite Primal Values												
Week Ending	Choice 550-700 lbs.					Choice 700-850 lbs.					Ch 550-850 lbs.	
	Rib	Chuck	Round	Loin	Shrt Plate	Rib	Chuck	Round	Loin	Shrt Plate	Brisket	Flank
01/07	177.69	81.78	109.57	154.34	60.33	177.36	84.76	109.57	151.24	60.27	65.50	55.72
01/14	171.08	87.15	110.47	155.44	62.31	169.00	88.50	110.47	154.11	62.24	65.48	57.84
01/21	167.74	86.99	110.55	156.04	63.65	166.36	88.40	110.55	154.80	63.58	63.76	59.54
01/28	167.69	90.18	113.29	158.34	66.01	166.35	91.33	113.29	155.69	65.93	64.23	61.79
02/04	164.79	89.43	110.65	154.39	66.26	164.20	87.73	110.65	153.45	66.18	63.23	60.88
02/11	164.94	86.03	108.31	151.39	66.53	163.92	83.32	108.31	150.57	66.45	62.32	61.23
02/18	166.04	86.73	111.65	152.51	68.97	165.25	85.60	111.65	152.87	68.88	63.30	62.29
02/25	164.94	85.52	111.27	152.94	66.32	164.65	83.52	111.27	153.89	66.23	62.81	60.12
03/04	164.24	84.20	110.06	154.61	63.95	162.94	81.42	110.06	155.29	63.87	60.26	58.45
03/11	168.38	82.27	111.01	157.72	63.63	169.08	80.17	111.01	159.52	63.55	59.23	58.61
03/18	170.81	77.55	106.68	163.09	62.18	170.54	75.82	106.68	163.78	62.10	58.28	57.44
03/25	165.13	72.71	101.71	160.24	58.95	164.49	70.74	101.71	160.56	58.88	57.04	55.54
04/01	162.05	71.47	97.51	159.32	57.45	161.47	69.64	97.51	159.13	57.38	57.60	54.44
04/08	163.76	69.46	96.36	155.05	59.14	162.62	69.34	96.36	155.42	59.08	59.04	56.16
04/15	168.42	70.76	98.75	158.73	60.59	168.74	71.18	98.75	160.37	60.51	59.96	58.07
04/22	163.40	67.95	93.06	159.04	58.78	163.38	67.41	93.06	160.40	58.71	57.63	57.44
04/29	165.51	68.56	95.06	162.96	59.19	164.70	69.55	95.06	163.74	59.12	56.08	57.73
05/06	168.34	67.35	96.56	167.28	58.65	168.67	68.31	96.56	169.13	58.58	55.59	58.79
05/13	170.68	66.51	95.64	168.61	56.11	170.92	65.75	95.64	170.36	56.04	55.16	56.30
05/20	169.60	64.56	93.84	171.59	53.83	169.73	64.17	93.84	173.13	53.77	54.27	55.72
05/27	173.30	64.39	93.77	169.70	56.02	172.49	65.11	93.77	171.64	55.96	53.41	56.23
06/03	173.33	64.73	92.62	171.88	59.93	172.47	64.74	92.62	173.56	59.86	53.41	59.92
06/10	178.83	65.51	92.62	175.34	62.63	179.82	66.56	92.62	176.45	62.55	55.43	61.50
06/17	179.56	66.36	92.97	180.76	62.08	182.01	66.69	92.97	183.10	62.00	57.56	59.70
06/24	183.23	65.34	89.40	185.84	63.83	184.33	64.58	89.40	187.32	63.75	56.84	59.68
07/01	184.75	62.66	87.82	186.79	63.69	183.34	63.24	87.82	188.34	63.62	55.84	58.79
07/08	182.80	61.32	88.06	180.53	62.13	183.05	61.78	88.06	182.92	62.06	53.29	57.42
07/15	172.68	62.05	87.04	175.56	60.40	171.75	62.67	87.04	176.64	60.33	53.35	57.30
07/22	169.49	64.31	86.81	168.76	59.50	167.30	64.49	86.81	169.42	59.42	53.27	57.48
07/29	171.35	64.02	85.67	167.23	61.28	170.06	63.66	85.67	168.15	61.20	54.00	58.35
08/05	177.17	64.37	86.56	167.47	64.35	176.39	64.75	86.56	168.13	64.26	55.78	59.70
08/12	184.73	65.91	88.14	170.32	64.89	184.24	65.12	88.14	171.51	64.80	56.23	59.56
08/19	182.89	64.11	85.47	167.48	62.46	178.44	63.20	85.47	166.98	62.39	54.56	57.19
08/26	177.67	65.46	85.64	162.35	62.90	171.72	64.40	85.64	160.49	62.82	54.25	58.02
09/02	170.95	66.32	85.78	154.16	62.14	165.01	66.03	85.78	149.37	62.07	53.19	58.56
09/09	168.67	70.12	91.59	152.79	61.25	165.56	68.96	91.59	148.51	61.18	55.11	57.97
09/16	172.00	77.56	96.72	156.12	59.93	168.52	75.56	96.72	152.27	59.86	55.24	58.44
09/23	170.94	80.86	101.64	155.86	59.13	166.92	79.35	101.64	151.02	59.06	53.72	58.03
09/30	174.95	83.04	104.93	153.90	57.00	172.93	81.20	104.93	150.56	56.93	52.39	56.31
10/07	177.66	81.40	103.07	152.72	55.54	176.75	79.46	103.07	149.66	55.48	52.10	56.45
10/14	181.72	79.32	102.73	153.57	58.37	180.96	78.45	102.73	149.87	58.30	53.96	58.11
10/21	184.76	81.30	104.30	156.04	60.16	185.00	78.99	104.30	153.27	60.09	53.18	58.36
10/28	184.20	72.42	99.93	154.87	57.98	184.34	73.68	99.93	153.12	57.91	51.26	56.72
11/04	195.68	75.42	100.70	159.61	61.99	193.76	75.18	100.70	157.93	61.91	54.86	61.39
11/11	202.45	77.13	96.89	156.53	61.41	197.11	71.78	96.89	154.93	61.33	54.42	61.95
11/18	202.96	75.05	98.38	154.31	61.48	194.99	73.41	98.38	153.42	61.41	55.49	62.27
11/25	204.00	77.02	98.38	154.53	60.55	196.90	73.71	98.38	152.40	60.48	55.75	63.36
12/02	198.78	74.91	96.32	152.86	59.78	195.51	71.47	96.32	151.07	59.71	54.76	63.30
12/09	202.05	73.01	95.28	150.05	56.58	198.11	69.36	95.28	147.75	56.52	54.32	61.38
12/16	202.73	73.19	95.22	148.90	54.51	198.85	69.36	95.22	147.15	54.45	53.81	58.80
12/23	198.32	77.72	98.53	147.18	58.21	190.34	73.71	98.53	147.18	58.14	55.49	59.79
12/30	184.94	79.97	97.24	146.10	56.79	177.42	75.55	97.24	145.36	56.73	54.39	58.82
	177.21	73.72	97.93	160.84	60.80	175.40	72.75	97.93	160.33	60.73	56.57	58.75

All average reflect simple averages

Beef Market Statistics Boxed Beef Composite Primal Values - Select

Select Beef Composite Primal Values												
Week Ending	Select 550-700 lbs.					Select 700-850 lbs.					Se 550-850 lbs.	
	Rib	Chuck	Round	Loin	Shrt Plate	Rib	Chuck	Round	Loin	Shrt Plate	Brisket	Flank
01/07	149.45	84.31	106.27	137.24	60.57	148.19	84.78	106.27	135.27	60.42	65.64	54.66
01/14	148.36	89.32	108.76	140.64	62.56	146.34	90.18	108.76	139.14	62.40	66.00	56.15
01/21	148.66	89.88	109.52	144.30	63.91	147.86	91.46	109.52	143.21	63.74	64.24	58.48
01/28	153.87	92.17	112.10	146.84	66.29	152.64	94.52	112.10	147.28	66.10	64.02	60.32
02/04	156.87	89.21	110.04	147.45	66.54	156.32	87.46	110.04	147.84	66.36	62.31	60.02
02/11	158.68	88.02	107.12	145.54	66.80	158.39	83.33	107.12	144.74	66.62	61.79	60.52
02/18	161.79	89.32	110.35	146.88	69.25	159.09	86.22	110.35	146.01	69.06	62.96	61.62
02/25	163.06	85.58	110.49	145.60	66.59	162.22	83.16	110.49	146.66	66.40	61.92	60.86
03/04	161.74	83.56	109.54	145.42	64.21	161.10	81.36	109.54	146.63	64.03	60.90	58.34
03/11	166.22	83.31	110.63	149.16	63.89	165.48	80.47	110.63	151.92	63.71	60.18	58.60
03/18	168.10	79.77	107.00	152.72	62.42	167.27	75.91	107.00	155.78	62.26	58.80	57.12
03/25	163.59	75.95	100.49	153.75	59.19	162.82	71.82	100.49	156.02	59.03	57.19	55.11
04/01	158.61	71.00	96.31	150.42	57.68	158.35	68.71	96.31	150.46	57.53	58.05	54.70
04/08	159.81	71.22	95.84	147.46	59.37	159.37	68.43	95.84	147.70	59.22	58.96	56.18
04/15	160.75	72.63	98.69	149.75	60.82	160.80	70.47	98.69	150.85	60.66	59.61	57.83
04/22	158.69	69.65	93.14	148.02	59.01	158.66	66.83	93.14	149.00	58.86	57.26	56.60
04/29	156.45	68.77	92.66	147.68	59.42	156.38	66.77	92.66	149.27	59.26	56.01	57.26
05/06	156.06	67.55	90.17	148.43	58.87	156.30	65.37	90.17	149.77	58.72	56.14	58.56
05/13	153.82	65.85	87.49	146.71	56.32	153.32	63.09	87.49	147.55	56.18	55.63	56.16
05/20	151.65	64.33	84.09	145.52	54.04	150.26	61.16	84.09	146.22	53.90	53.84	55.21
05/27	150.75	65.13	85.07	145.50	56.23	148.80	62.91	85.07	146.70	56.09	53.70	56.39
06/03	151.04	64.55	87.33	146.81	60.14	149.59	63.98	87.33	148.29	59.99	53.77	59.72
06/10	154.25	65.61	87.80	151.63	62.84	154.71	64.17	87.80	153.87	62.68	54.97	61.79
06/17	155.86	65.46	89.25	155.71	62.30	157.31	63.97	89.25	159.70	62.14	54.40	60.08
06/24	157.00	64.76	86.76	162.00	64.07	158.60	62.61	86.76	165.57	63.90	56.17	59.56
07/01	160.36	61.67	84.58	163.72	63.92	159.61	61.39	84.58	167.03	63.76	55.64	58.74
07/08	168.52	60.79	83.62	163.41	62.34	169.83	60.00	83.62	165.12	62.19	53.70	57.76
07/15	165.45	63.61	83.02	155.99	60.60	166.58	62.03	83.02	156.19	60.45	52.27	56.94
07/22	155.30	65.42	82.28	143.95	59.70	152.57	63.57	82.28	143.20	59.55	52.11	57.63
07/29	156.79	65.15	81.66	140.46	61.48	155.20	62.71	81.66	140.76	61.33	53.88	58.35
08/05	159.63	65.14	82.45	141.20	64.55	156.90	63.31	82.45	141.63	64.39	55.62	59.75
08/12	161.62	66.11	84.35	143.23	65.10	160.92	63.85	84.35	145.54	64.94	56.55	59.57
08/19	156.77	64.46	82.12	139.93	62.68	156.12	61.94	82.12	141.79	62.53	54.45	56.67
08/26	154.89	63.35	80.82	136.34	63.11	153.84	62.04	80.82	136.60	62.96	53.96	57.35
09/02	151.71	67.07	80.88	131.01	62.35	150.07	62.78	80.88	129.77	62.19	53.06	58.19
09/09	150.87	69.49	86.79	129.77	61.44	149.29	67.60	86.79	128.91	61.30	53.08	57.82
09/16	149.89	78.37	91.84	130.61	60.13	148.71	75.08	91.84	130.56	59.98	52.57	57.72
09/23	149.97	80.92	95.20	129.81	59.33	145.55	78.19	95.20	129.62	59.18	51.76	57.38
09/30	149.80	84.84	98.52	129.36	57.18	146.85	78.14	98.52	129.91	57.05	52.37	55.87
10/07	146.24	80.55	94.50	126.53	55.71	146.73	73.11	94.50	126.90	55.59	51.50	55.87
10/14	148.58	77.67	92.27	126.39	58.56	150.45	69.67	92.27	125.46	58.42	52.77	57.37
10/21	152.68	74.25	90.43	127.30	60.38	151.17	69.68	90.43	126.71	60.22	52.63	58.61
10/28	148.92	72.75	86.74	127.58	58.19	146.25	67.87	86.74	126.07	58.04	51.05	56.46
11/04	154.90	73.26	90.31	130.13	62.22	152.17	72.07	90.31	129.60	62.05	54.27	59.38
11/11	156.57	73.40	89.51	128.92	61.63	151.26	69.64	89.51	127.56	61.47	54.73	60.45
11/18	158.16	74.16	92.20	126.43	61.71	152.94	72.05	92.20	126.90	61.55	54.45	62.45
11/25	159.87	77.26	93.45	125.39	60.77	155.93	72.67	93.45	125.00	60.61	55.69	62.51
12/02	161.59	75.83	90.93	126.55	59.99	157.79	71.06	90.93	125.33	59.84	54.83	62.27
12/09	163.25	72.60	90.18	125.49	56.75	158.92	68.97	90.18	124.07	56.63	54.17	60.02
12/16	165.62	71.87	88.74	125.74	54.68	163.91	69.17	88.74	123.97	54.56	52.86	57.64
12/23	159.77	77.01	91.46	127.47	58.42	157.90	74.14	91.46	126.13	58.27	55.24	58.84
12/30	152.79	77.92	93.01	127.35	57.00	149.68	75.58	93.01	126.67	56.86	55.09	58.35
	156.65	73.88	93.44	140.99	61.02	155.33	71.30	93.44	141.39	60.87	56.24	58.30

All average reflect simple averages

Beef Market Statistics

Choice & Select Fabricated Boxed Beef Cuts

Weekly Weighted Averages & Load Counts																
Week Ending	107 Bone-In 3x4 Rib				109E Bn-in Lip-On Ribeye				112A Lip-On Ribeye 11-Dn				112A Lip-On Ribeye 11-Up			
	Ch Lds	Ch \$	Se Lds	Se \$	Ch Lds	Ch \$	Se Lds	Se \$	Ch Lds	Ch \$	Se Lds	Se \$	Ch Lds	Ch \$	Se Lds	Se \$
01/07	1.0	220.00			10.5	325.81	5.5	287.45	2.5	420.00	5.5	326.73	7.0	416.50	8.0	360.81
01/14	6.0	210.00	2.5	170.40	8.5	314.82	3.5	265.71	3.5	412.57	4.0	328.50	22.5	388.72	7.0	321.07
01/21	3.0	204.50	0.5	177.00	9.5	308.13	6.0	267.88	5.0	394.60	5.0	332.20	8.5	383.71	5.5	328.86
01/28			0.5	186.00	15.5	311.34	6.5	281.00	3.5	386.57	4.5	348.67	19.0	367.89	19.0	336.03
02/04	9.0	202.22	1.0	198.00	18.5	300.24	2.5	287.40	1.5	382.67	1.5	355.67	15.5	365.42	8.0	351.97
02/11					24.5	302.65	5.0	288.70	2.0	373.00			17.0	363.29	8.0	360.81
02/18	3.0	204.83			6.5	306.58	10.5	296.69	2.5	379.20	1.5	370.33	10.0	375.05	21.5	351.00
02/25	2.5	199.20	2.5	198.60	11.5	306.76	6.0	301.38	5.0	371.00	2.5	373.80	9.0	369.44	7.5	367.83
03/04	0.5	205.00	0.5	195.00	13.5	307.89	4.5	301.17	11.5	373.30	4.5	369.33	19.0	370.71	11.0	367.36
03/11	1.5	205.00	2.5	203.00	10.5	315.50	5.0	306.30	3.5	386.29	2.5	387.00	13.5	386.52	7.5	379.73
03/18	1.5	206.67			10.0	320.50	5.0	309.30	4.5	385.78	0.5	385.00	9.5	384.84	7.0	376.82
03/25	4.0	197.50	25.0	192.84	20.0	307.59	8.5	301.74	9.5	371.95	5.0	366.10	16.0	368.00	13.0	365.31
04/01	3.0	197.33			25.5	301.24	3.5	296.14	13.5	360.67	3.5	358.00	13.0	362.94	7.5	353.47
04/08	1.0	206.00	2.0	185.00	8.5	308.18	6.5	305.73	5.0	371.50	2.5	355.60	11.5	367.65	14.0	357.39
04/15					9.0	314.67	5.5	307.27	3.0	377.50	2.5	371.80	7.5	377.33	5.0	370.80
04/22	1.5	194.67	11.5	180.43	9.5	303.74	15.0	290.70	11.0	364.95	4.5	360.89	21.0	367.60	13.0	349.75
04/29	3.5	199.43	12.0	182.42	24.5	306.65	5.0	292.25	7.5	373.33	4.0	358.50	19.0	374.24	5.5	359.82
05/06	9.0	204.94	0.5	181.00	8.5	316.24	2.5	284.40	3.5	379.86	7.5	351.53	14.0	386.61	8.5	348.76
05/13	5.5	213.32	1.5	180.00	7.0	326.00	6.5	283.00	2.5	390.80	8.0	334.88	14.0	397.71	11.5	334.30
05/20	3.5	212.00	2.0	173.00	19.0	312.08	5.0	272.70	8.0	389.59	7.0	327.07	13.5	387.89	11.0	322.59
05/27	2.0	213.25	5.0	172.90	13.0	328.85	11.0	268.77	3.0	387.17	2.0	324.25	11.0	389.91	18.0	315.67
06/03	3.5	208.86	11.0	167.27	14.5	316.67	3.5	269.50	3.0	396.50	3.0	322.17	14.5	381.59	11.0	323.25
06/10			3.0	185.00	18.5	330.51	6.0	297.79	1.0	411.25	1.0	340.00	9.5	404.79	4.5	345.44
06/17					1.5	350.67	0.5	324.50	1.5	427.33	1.0	390.00	11.5	420.61	5.5	383.41
06/24					6.0	346.67	4.0	332.25	6.0	423.67	0.5	405.00	6.5	402.38	5.0	387.50
07/01	1.0	219.00			8.0	353.84	6.0	329.50	1.5	424.67	4.5	406.56	9.0	418.50	3.5	406.86
07/08	5.0	215.75	6.0	200.34	3.0	328.50	7.0	319.29	3.0	398.67	2.5	402.00	8.5	401.12	6.5	401.00
07/15	8.5	199.82	4.0	178.69	35.5	302.66	11.0	292.07	13.0	365.46	12.5	338.72	31.0	364.26	13.5	345.22
07/22	2.0	192.75	2.5	166.00	11.0	302.86	5.0	268.75	4.0	375.00	10.0	328.77	22.5	364.42	37.5	314.06
07/29	4.0	200.75	9.0	180.00	8.5	309.94	8.0	272.16	4.0	381.63	1.5	330.00	14.0	372.61	12.0	319.81
08/05	3.0	215.33	13.0	179.88	7.5	322.90	7.0	273.39	5.0	392.90	2.0	330.38	12.0	392.13	31.5	326.02
08/12	5.5	217.77	19.5	176.95	5.5	348.32	10.5	288.14	2.5	423.20	3.5	349.29	9.5	412.42	16.0	340.03
08/19	1.5	224.67			7.0	326.04	15.0	275.80	3.0	419.50	2.0	345.75	19.0	388.84	14.0	325.70
08/26	1.0	211.00	1.0	165.00	8.0	305.41	8.0	269.31	2.5	417.60	13.5	320.67	10.5	374.12	15.0	311.63
09/02	4.0	194.75	3.0	166.67	11.0	297.09	5.0	259.90	8.5	382.53	7.0	320.93	23.0	355.73	20.0	303.95
09/09	1.0	201.00	10.0	168.60	6.0	298.17	4.5	266.00	2.0	411.75	1.0	336.00	11.5	372.48	7.5	310.67
09/16	3.5	205.71	2.0	176.00	8.0	306.81	3.0	265.83	1.5	404.00	1.0	347.75	5.0	375.80	21.5	311.98
09/23			2.5	171.20	15.0	309.23	11.5	255.09	6.0	402.00	6.5	331.96	33.0	370.45	50.0	304.02
09/30	3.0	216.17	2.5	167.40	7.5	330.13	2.5	264.00	3.0	421.83	2.0	337.50	5.5	404.68	22.0	309.91
10/07	7.0	215.00	4.0	165.50	6.5	340.19	6.5	260.50	2.5	426.60	7.0	311.07	4.0	411.75	48.0	307.87
10/14	4.0	226.13	2.5	159.60	4.5	359.44	8.5	259.24	2.5	438.60	7.5	316.33	9.0	426.22	17.5	310.71
10/21			2.5	160.80	3.0	369.17	10.5	271.62	1.5	460.67	3.5	316.43	6.5	445.31	50.0	302.10
10/28			1.0	173.00	5.0	360.80	4.0	261.88	1.0	463.50	4.0	306.25	11.0	443.73	34.5	300.32
11/04	4.5	237.89	2.0	172.00	11.0	381.77	7.0	270.50	2.0	474.25	8.0	325.06	28.0	456.24	29.0	312.91
11/11	0.5	241.00	2.0	175.00	6.5	375.65	6.5	265.46	0.5	470.00	2.0	323.75	22.5	445.01	39.0	300.91
11/18	0.5	254.00	6.5	178.77	4.0	368.38	18.0	277.14	1.5	478.00	6.0	318.67	23.5	441.38	46.0	303.09
11/25	0.5	257.00	2.0	182.50	4.5	384.56	13.5	276.76	1.5	455.00	4.5	315.89	12.5	443.88	14.0	309.21
12/02	6.0	246.58	3.0	186.50	19.5	364.51	12.0	282.27	3.0	462.17	4.0	329.75	17.5	439.61	19.0	315.92
12/09	3.0	240.17	1.5	200.33	16.0	380.50	6.5	277.38	1.5	487.67	4.0	358.25	15.0	438.45	20.0	321.50
12/16	0.5	245.00	1.0	190.00	14.0	387.46	5.0	293.65	2.5	467.20	2.5	352.60	20.5	440.56	12.0	342.15
12/23	1.0	227.00	1.5	183.67	13.5	359.35	10.5	270.48	0.5	425.00	7.0	333.00	22.0	413.84	21.0	323.43
12/30	0.5	209.00	5.5	167.73	6.5	329.23	14.0	248.91	6.5	384.15	8.5	323.12	19.5	378.97	24.5	300.57
	135.5	211.63	193.5	179.45	580.0	323.44	369.5	281.04	209.5	391.84	222.0	337.80	758.5	394.15	888.0	322.84

All averages reflect true weighted averages.

Beef Market Statistics

Choice & Select Fabricated Boxed Beef Cuts

Weekly Weighted Averages & Load Counts																
Week Ending	113A 2-Pc Sq-Cut Chuck				115 2-Piece Bnls Chuck				114 Shoulder Clod				116A Chuck Roll			
	Ch Lds	Ch \$	Se Lds	Se \$	Ch Lds	Ch \$	Se Lds	Se \$	Ch Lds	Ch \$	Se Lds	Se \$	Ch Lds	Ch \$	Se Lds	Se \$
01/07	3.0	94.00	14.0	92.34	87.0	111.79	188.5	112.53	52.0	107.25	13.5	123.80	10.5	136.02	13.5	129.20
01/14	12.0	96.90	6.5	97.62	97.0	114.88	99.5	115.25	45.5	111.73	12.5	112.06	25.5	140.74	6.5	139.77
01/21	7.0	97.36	13.0	100.50	69.5	114.37	145.0	115.41	37.0	117.00	7.5	117.53	17.5	141.66	7.0	142.29
01/28	18.0	98.00	20.0	98.50	61.0	117.72	88.0	118.90	40.0	125.90	1.5	126.00	26.0	142.63	5.0	143.70
02/04	21.5	94.53	9.5	95.24	53.5	114.79	92.0	114.21	18.5	129.41	5.0	130.50	18.0	135.50	15.0	134.18
02/11	16.0	92.28	14.0	92.34	86.5	112.37	188.5	112.53	56.0	121.58	13.5	123.80	33.0	128.46	13.5	129.20
02/18	9.5	95.63	8.0	96.44	48.5	115.01	71.5	115.86	63.0	124.87	16.0	126.00	17.0	133.85	6.0	137.38
02/25	15.0	92.23	21.5	92.70	84.0	109.76	118.0	111.24	58.0	121.58	6.0	121.42	22.0	126.74	1.5	126.33
03/04	19.5	91.44	14.0	92.54	60.5	110.19	81.5	110.29	34.5	113.07	14.0	119.07	26.0	125.81	2.0	127.00
03/11	9.0	92.19	19.0	92.92	93.5	106.97	124.0	108.11	64.5	111.86	13.0	118.19	17.0	125.97	5.0	126.60
03/18	8.0	87.13	12.0	87.71	79.0	99.41	210.5	99.81	79.0	100.96	11.5	105.26	32.0	120.16	9.5	121.97
03/25	15.0	81.77	14.5	83.76	131.5	92.17	127.5	94.37	45.0	97.03	22.0	96.68	14.0	116.00	5.5	114.55
04/01	17.5	75.74	9.5	77.42	72.5	91.15	107.5	89.80	53.5	92.41	12.5	94.74	11.5	109.57	4.0	108.50
04/08	4.0	79.13	8.5	79.50	58.5	93.85	148.5	90.28	45.5	91.35	7.5	94.37	16.0	112.94	7.5	115.40
04/15	11.5	77.35	8.0	77.72	43.5	94.22	78.0	92.29	30.0	95.77	10.5	97.26	4.5	120.33	9.0	116.06
04/22	19.5	70.97	17.5	74.24	108.5	88.16	172.5	87.38	32.5	90.45	27.5	90.25	16.5	109.18	9.0	107.36
04/29	3.0	71.67	23.0	73.77	38.0	89.90	116.5	87.17	79.0	92.13	22.0	91.23	16.0	116.09	8.5	108.71
05/06	9.0	70.31	31.5	70.18	77.5	87.65	142.0	84.54	69.5	93.33	19.0	89.74	13.0	113.00	12.0	104.38
05/13	18.0	71.10	25.5	68.68	91.0	83.45	141.0	81.62	55.5	94.64	18.5	89.66	10.5	110.95	14.5	102.45
05/20	12.0	68.92	21.0	68.11	52.0	80.77	197.0	79.61	24.5	90.27	10.0	90.18	3.5	110.57	16.5	99.29
05/27	8.0	71.44	10.0	71.83	57.5	84.05	111.0	84.04	65.0	89.28	17.5	89.73	9.5	113.37	7.0	101.50
06/03	3.0	71.50	5.0	70.70	65.0	83.33	89.0	84.93	25.0	88.76	17.5	88.09	12.0	108.75	12.0	101.31
06/10	2.5	72.70	21.0	71.38	30.5	85.89	146.0	84.23	51.5	88.94	25.0	89.42	8.0	108.16	10.5	99.90
06/17	16.0	69.56	9.0	73.11	51.0	85.50	165.5	83.16	36.0	90.19	12.5	91.58	9.5	102.92	15.0	99.50
06/24	11.0	69.45	6.0	70.21	69.5	80.44	183.5	78.88	54.0	88.76	27.5	88.13	15.0	99.10	33.5	92.16
07/01	13.5	66.78	6.5	68.42	62.0	79.13	76.5	78.65	46.5	88.34	16.5	87.21	28.0	97.25	11.5	90.67
07/08	6.0	66.29	8.0	67.50	90.5	79.43	111.5	77.69	35.5	84.86	21.5	86.12	16.0	93.92	9.0	91.25
07/15	8.0	67.88	14.5	69.97	31.0	81.96	86.0	81.63	67.0	84.19	19.0	83.04	13.0	97.62	13.0	91.00
07/22	10.5	71.38	18.0	71.17	19.5	84.18	77.0	82.94	47.0	82.47	12.5	85.40	10.0	102.70	4.0	99.87
07/29	8.5	70.41	18.5	71.57	65.5	81.29	112.5	80.42	41.5	81.76	17.5	82.23	12.0	103.88	4.5	99.11
08/05	8.5	72.35	12.5	72.70	54.5	82.52	140.0	81.91	51.0	82.09	33.5	81.98	19.5	106.67	13.0	103.85
08/12	5.0	72.30	32.5	72.65	153.5	81.34	153.0	81.37	80.5	80.03	26.0	81.10	12.0	110.63	11.5	104.15
08/19	5.0	70.80	3.5	71.79	114.0	79.56	182.5	78.42	58.5	78.87	60.0	77.30	16.0	106.44	14.0	101.09
08/26	3.0	72.17	3.0	70.92	32.0	79.14	131.0	78.57	29.5	78.25	17.0	77.15	11.5	107.83	21.0	101.95
09/02	7.5	76.27	22.5	75.14	59.0	82.52	167.0	80.60	62.5	79.78	15.0	80.45	11.5	115.24	8.0	106.75
09/09	3.0	81.25	10.0	79.00	101.5	92.01	174.0	91.59	42.5	90.06	37.5	88.83	10.0	122.08	13.0	120.17
09/16	7.5	87.67	18.0	82.50	45.0	102.71	64.5	103.21	40.5	101.85	9.0	102.67	9.5	131.84	15.5	130.53
09/23	5.0	94.45	5.0	95.20	64.0	109.88	74.0	108.40	33.0	110.05	7.0	108.29	10.5	137.36	11.0	132.45
09/30	3.0	96.83	19.0	97.26	45.0	111.91	104.0	107.58	26.5	115.51	21.0	114.29	16.5	142.58	12.0	131.67
10/07	1.5	92.33	15.0	89.37	16.5	108.27	124.5	97.40	24.5	111.35	30.5	106.10	8.0	133.38	51.5	110.75
10/14	7.5	92.67	25.0	89.80	44.0	108.71	257.0	92.73	32.5	107.78	36.0	105.28	7.5	132.87	13.0	109.69
10/21	8.5	93.82	24.5	86.61	41.5	105.73	159.0	90.24	68.0	101.51	47.5	100.86	6.0	141.50	16.5	110.21
10/28	5.0	90.20	1.5	89.00	54.5	91.29	105.5	86.99	110.0	86.19	67.0	89.11	5.5	133.18	9.5	112.53
11/04	8.0	92.31	5.5	89.00	45.5	95.41	120.0	94.77	66.5	87.97	29.5	89.57	6.0	140.58	14.0	122.25
11/11	8.5	84.00	23.5	84.63	78.5	89.52	204.0	91.14	118.0	80.71	59.5	80.84	17.0	125.56	19.5	115.78
11/18	3.0	86.17	11.5	86.48	66.5	94.36	111.5	95.63	61.0	84.43	45.5	89.01	12.0	131.50	11.5	122.22
11/25	8.0	85.88	13.5	84.07	39.0	94.13	57.0	94.83	61.0	83.97	26.0	83.87	6.0	127.46	18.0	119.94
12/02	7.5	83.47	20.5	82.44	42.5	93.09	115.0	93.67	78.5	81.46	52.0	81.65	26.0	120.33	18.5	118.34
12/09	9.0	82.19	13.0	82.94	74.5	91.69	175.0	92.16	45.0	85.11	36.5	85.48	10.5	118.05	24.0	113.83
12/16	10.5	85.86	14.0	84.68	54.5	93.24	103.5	94.59	41.0	89.70	15.5	90.97	34.5	111.33	21.0	111.05
12/23	11.0	90.00	18.0	92.04	49.5	102.40	107.5	102.26	31.5	104.87	16.5	104.36	18.0	113.67	19.0	111.63
12/30	6.5	91.19	5.5	90.68	31.5	103.46	42.5	104.59	13.5	108.37	10.0	109.00	11.5	109.87	19.0	105.83
	477.0	82.28	744.0	81.65	3342.0	94.68	6668.0	92.85	2627.5	94.59	1148.5	92.46	768.5	119.75	665.0	111.86

All averages reflect true weighted averages.

Beef Market Statistics

Choice & Select Fabricated Boxed Beef Cuts

Weekly Weighted Averages & Load Counts																
Week Ending	120 Brisket				126 Armbone Chuck				160 Shank-off Round				161 Shank-off Bnls Round			
	Ch Lds	Ch \$	Se Lds	Se \$	Ch Ld:	Ch \$	Se Lds:	Se \$	Ch Lds	Ch \$	Se Lds	Se \$	Ch Lds	Ch \$	Se Lds	Se \$
01/07	18.5	108.19	32.0	96.53			3.0	111.50	35.5	132.32	44.0	125.20	19.0	140.76	51.0	135.35
01/14	26.5	105.08	14.0	105.45	2.0	109.63	3.5	114.00	27.5	133.63	23.5	131.83	45.5	142.39	46.0	141.35
01/21	31.0	101.66	11.0	103.14	1.0	107.00	1.0	114.00	17.0	135.18	32.0	131.34	41.5	142.46	16.0	143.22
01/28	14.5	101.93	28.0	100.92			4.0	114.00	19.5	135.28	21.0	133.02	30.0	145.36	34.0	146.76
02/04	20.5	99.70	21.0	97.61	1.0	112.00	0.5	112.00	35.5	129.04	21.5	128.67	38.0	139.69	35.5	138.18
02/11	13.0	97.08	32.0	96.53	1.5	106.67	3.0	111.50	22.5	127.71	44.0	125.20	69.0	135.79	51.0	135.35
02/18	22.5	98.08	22.0	97.67	3.0	109.67			25.0	131.56	30.0	129.47	35.5	142.39	14.5	141.74
02/25	13.5	98.52	27.0	96.53	3.0	105.83	5.0	108.50	13.0	131.46	22.0	130.40	34.0	140.85	22.0	140.27
03/04	27.0	95.13	28.5	96.51	6.5	106.62	4.0	106.00	23.0	131.83	14.5	129.41	10.0	141.00	25.5	140.24
03/11	38.0	92.59	19.5	94.35	0.5	107.00	2.5	106.00	25.5	131.88	19.0	129.37	24.5	141.24	13.0	140.94
03/18	40.5	91.95	42.5	92.94			4.5	99.39	32.5	125.65	31.5	122.89	74.0	130.64	31.0	136.50
03/25	20.5	92.51	27.5	91.87	1.0	92.00	3.0	94.50	26.5	117.96	32.0	117.29	36.0	129.22	28.5	126.02
04/01	12.0	93.63	7.0	94.32	1.5	89.67	0.5	91.00	24.5	112.37	20.0	110.08	19.5	122.77	39.0	120.50
04/08	28.0	93.94	7.0	94.36			1.0	92.50	48.0	114.16	18.0	109.17	20.5	123.98	27.5	120.47
04/15	22.5	95.08	13.5	93.28			1.0	92.00	18.5	115.22	26.0	113.50	28.5	124.21	16.5	122.21
04/22	26.0	89.74	16.5	90.64	1.0	87.50	0.5	85.00	25.0	109.97	36.5	106.27	53.0	117.91	39.0	117.27
04/29	36.5	88.38	21.0	87.80	1.0	87.00	4.5	86.00	32.5	111.57	16.0	106.55	14.5	119.78	19.5	117.27
05/06	55.5	87.00	51.0	87.17	3.0	85.00			13.0	110.60	28.5	102.21	17.5	119.97	37.0	112.55
05/13	11.0	87.86	10.0	88.40			7.5	79.93	25.5	108.93	29.5	97.28	36.0	119.94	21.5	107.07
05/20	22.0	86.93	27.0	86.34			1.0	78.50	40.0	108.79	44.5	91.51	39.0	117.13	84.5	103.52
05/27	33.5	82.30	17.0	85.41					18.0	111.94	8.5	99.38	36.0	117.83	12.0	108.19
06/03	8.5	82.15	29.5	81.64	2.5	80.80			12.5	112.96	10.5	101.86	17.5	119.07	15.0	112.33
06/10	35.0	83.28	24.5	83.03	0.5	84.00	0.5	81.00	19.5	110.14	6.5	104.15	15.0	122.18	19.5	113.28
06/17	14.0	90.11	12.5	84.32	4.0	82.38			14.5	110.64	15.0	101.07	23.5	118.23	22.5	114.41
06/24	12.0	88.15	20.5	87.49			3.0	70.00	15.5	102.52	37.5	98.59	87.0	110.24	24.0	110.90
07/01	12.0	85.04	20.5	85.27	5.0	73.70	0.5	82.00	8.0	103.38	47.0	95.37	30.0	111.60	58.5	107.23
07/08	13.0	81.46	13.0	81.58			1.5	75.33	11.0	102.95	14.0	95.36	13.5	111.78	19.0	106.29
07/15	23.0	80.26	19.5	79.38			11.0	82.73	35.5	101.14	26.5	95.37	37.5	111.11	21.0	103.10
07/22	14.0	81.61	15.5	78.84					16.5	100.80	28.0	92.38	28.5	109.42	43.5	101.47
07/29	11.0	81.25	21.0	80.54			3.5	78.93	20.0	98.90	32.5	93.07	18.0	108.07	37.5	102.08
08/05	29.0	83.24	87.5	82.14			4.0	77.75	19.0	99.36	14.0	93.70	36.5	110.26	22.0	103.05
08/12	32.5	83.71	27.0	83.85	2.0	80.00	2.0	83.00	14.0	102.23	22.0	96.24	38.5	110.54	68.5	105.23
08/19	37.0	83.24	15.5	83.13	2.0	77.00			52.0	98.83	31.5	94.24	36.0	108.68	16.5	103.24
08/26	21.5	82.03	18.5	81.43	0.5	78.00			11.0	100.77	29.5	92.41	44.5	109.68	20.5	102.93
09/02	33.5	78.50	13.0	78.69	0.5	81.00			14.5	105.26	17.5	93.01	51.0	111.91	25.5	104.45
09/09	5.5	82.91	35.0	78.74	2.0	87.50			10.5	112.29	18.0	103.90	19.5	121.15	24.0	110.88
09/16	12.5	83.84	21.0	79.14	2.5	99.50	4.0	100.63	21.0	120.92	12.5	111.12	25.0	128.00	27.5	121.62
09/23	21.5	81.26	46.5	77.31	1.5	109.17	0.5	110.00	8.0	125.50	27.5	115.18	19.5	134.73	11.5	124.43
09/30	32.5	77.67	10.5	80.21	2.5	112.20			4.0	128.50	7.0	115.79	27.0	136.38	36.5	124.85
10/07	16.0	80.75	12.0	78.46			1.0	96.00	11.0	124.09	34.0	105.49	20.0	130.70	37.0	116.69
10/14	15.5	81.40	15.5	79.19	2.0	105.13			14.5	121.72	23.0	105.83	34.5	131.36	42.0	116.51
10/21	17.0	78.88	32.5	78.48	0.5	105.00	3.0	90.00	14.0	122.71	16.0	104.31	14.0	132.36	52.5	112.81
10/28	20.0	76.40	15.0	76.93	3.5	92.00	2.0	85.00	2.0	110.75	24.0	100.13	66.5	122.93	22.0	109.73
11/04	13.0	83.81	18.5	81.99	1.0	94.00	2.0	94.50	10.5	116.71	26.0	103.35	45.5	125.09	49.5	113.95
11/11	16.0	81.64	9.5	82.82	1.0	90.50	1.0	89.00	11.5	113.13	20.0	100.65	44.5	122.78	50.5	110.25
11/18	10.5	85.10	14.0	82.39	1.0	94.00	1.0	94.00	12.0	115.75	17.0	106.25	48.0	123.93	24.5	117.66
11/25	10.0	84.90	9.5	83.42	0.5	93.00	1.0	93.00	13.0	118.00	14.0	106.27	41.5	121.70	35.0	117.15
12/02	29.0	82.59	16.5	83.70	1.0	93.00	1.0	93.00	7.5	115.60	11.5	105.87	41.5	122.39	26.5	115.58
12/09	15.5	83.35	23.5	82.95	0.5	90.00	3.0	90.00	14.0	114.11	28.5	106.21	35.5	122.66	19.5	115.05
12/16	25.5	83.96	25.0	82.14	0.5	91.00			28.5	114.31	36.0	104.92	46.5	123.56	34.0	113.18
12/23	23.5	85.13	19.0	85.71	1.0	97.00			12.0	117.79	10.5	109.05	38.5	126.49	37.0	116.77
12/30	29.0	83.52	9.0	86.19					20.0	118.53	6.0	109.58	13.0	127.92	18.5	118.68
	1,141.5	87.58	1,145.5	86.52	64.0	94.39	95.5	93.02	1,025.5	116.03	1,226.0	108.32	1,779.0	124.17	1,626.0	117.74

All averages reflect true weighted averages.

Beef Market Statistics

Choice & Select Fabricated Boxed Beef Cuts

Weekly Weighted Averages & Load Counts																
Week Ending	167 Knuckle				168 Top Inside Round				170 Gooseneck Round				172A Diamond Cut Loin			
	Ch Lds	Ch \$	Se Lds	Se \$	Ch Lds	Ch \$	Se Lds	Se \$	Ch Lds	Ch \$	Se Lds	Se \$	Ch Ld	Ch \$	Se Ld	Se \$
01/07	20.5	137.56	18.0	134.36	60.5	142.17	36.5	137.01	26.0	137.11	48.5	135.96	1.0	226.00		
01/14	35.0	136.09	12.0	131.67	56.5	140.71	21.0	139.05	53.0	139.35	27.0	138.18	5.0	230.45		
01/21	64.5	136.06	12.5	133.04	109.5	139.60	39.0	139.05	39.0	141.88	25.0	142.48	3.5	234.86	0.5	194.00
01/28	7.5	143.40	10.5	135.95	49.0	143.17	42.0	143.90	43.0	142.98	28.5	143.40	0.5	229.50		
02/04	23.0	135.67	8.5	134.29	76.5	137.27	41.5	136.21	49.5	137.01	23.0	136.24	0.5	225.50	1.0	188.50
02/11	30.0	135.17	18.0	134.36	59.5	138.31	36.5	137.01	48.0	134.83	24.5	135.77	0.5	210.00		
02/18	66.0	142.03	12.0	142.06	45.5	144.55	10.5	145.19	30.5	138.32	16.0	137.03	0.5	217.00	3.0	192.33
02/25	8.5	145.00	9.0	143.44	62.0	145.08	18.5	146.14	39.5	131.48	15.0	131.80	2.0	204.75		
03/04	16.0	146.03	12.5	144.44	56.0	149.64	17.5	148.99	56.5	126.31	19.5	127.01	2.0	207.50		
03/11	7.0	144.89	14.0	144.96	69.5	152.32	11.5	152.98	58.5	122.49	24.5	125.57	0.5	208.50		
03/18	52.5	136.79	16.0	138.09	85.0	145.80	26.5	148.34	28.5	120.34	26.0	118.85	0.5	209.00		
03/25	10.0	133.50	7.5	131.73	66.0	139.84	51.5	131.84	51.5	112.38	32.0	112.29			0.5	194.00
04/01	18.0	127.93	13.5	125.56	108.0	133.61	44.5	131.96	37.0	108.00	16.0	107.75	3.5	219.71	0.5	200.00
04/08	53.5	125.17	13.5	124.19	44.5	136.18	34.0	132.76	41.5	107.33	30.0	108.63	2.5	211.20		
04/15	17.0	124.41	10.5	125.69	45.5	139.55	12.5	141.88	33.0	110.61	22.5	109.93	1.0	218.50	1.0	210.00
04/22	28.0	123.66	21.0	118.94	78.5	132.57	55.0	131.21	80.5	100.78	39.0	102.87	3.0	224.00		
04/29	12.0	124.19	6.5	118.15	61.5	139.13	27.0	133.34	38.5	103.71	18.0	102.06				
05/06	22.0	121.27	11.5	115.22	58.5	143.54	50.5	128.32	19.0	103.18	34.5	98.01	4.0	213.75	1.5	198.00
05/13	62.5	112.23	12.5	111.80	37.5	149.07	43.5	125.56	47.5	98.90	28.0	95.37	2.5	213.80		
05/20	19.5	113.33	33.5	102.39	45.5	143.58	59.0	122.66	17.5	97.36	45.0	93.07			1.0	195.00
05/27	13.5	116.41	13.5	102.00	49.5	141.91	22.5	124.80	23.5	100.32	12.5	96.58	5.0	213.10	0.5	190.00
06/03	5.5	114.82	9.5	103.79	44.5	136.69	28.0	126.41	43.0	97.85	13.5	97.26			1.5	199.33
06/10	13.0	116.42	24.0	106.39	66.0	133.74	48.5	127.88	32.5	98.66	20.0	98.05				
06/17	30.5	112.76	22.0	108.10	89.0	136.46	25.5	131.73	34.5	99.51	27.5	99.19	1.0	230.00		
06/24	46.0	111.58	9.5	108.95	48.0	133.00	25.0	128.36	27.5	93.02	30.5	93.63	1.0	253.00		
07/01	20.5	110.98	28.0	108.30	40.5	131.79	21.0	127.62	25.0	90.60	33.0	91.10	0.5	253.00		
07/08	24.0	111.77	11.0	106.55	49.5	131.20	32.5	122.66	13.0	91.88	37.5	88.08	1.0	255.00	1.0	202.00
07/15	8.5	114.35	16.0	105.81	61.5	128.91	64.5	121.42	64.0	90.16	36.0	88.39	0.5	243.00		
07/22	17.5	110.14	23.5	107.30	83.0	126.36	20.5	119.55	37.0	90.41	22.0	89.50	2.0	237.13	2.5	189.80
07/29	16.0	109.03	42.0	103.18	61.0	124.30	33.5	120.65	45.5	90.76	32.5	85.70	1.0	222.00	0.5	184.00
08/05	18.0	109.56	23.5	106.68	53.0	126.95	25.5	123.06	18.0	93.57	43.0	86.79	0.5	223.50	0.5	173.00
08/12	26.0	115.98	5.0	111.60	83.0	126.93	51.5	120.35	46.5	91.67	19.0	90.32	0.5	208.00	1.0	161.00
08/19	36.0	112.45	31.5	107.21	47.5	124.87	27.0	119.06	34.5	88.02	32.5	87.01	1.5	209.67	1.0	164.25
08/26	18.0	111.94	13.0	104.69	43.0	123.90	48.0	114.42	26.0	87.19	29.0	87.54	1.0	210.75	1.5	168.00
09/02	24.5	111.84	13.5	105.11	46.0	121.26	46.0	111.77	38.0	90.13	22.5	89.98	0.5	210.00		
09/09	13.0	117.42	7.0	112.07	44.0	125.86	39.0	118.71	27.5	105.70	55.0	104.43			0.5	172.00
09/16	23.5	121.52	11.0	115.89	39.5	130.07	56.5	118.21	23.0	115.71	18.5	115.62	0.5	214.00	1.0	173.00
09/23	19.5	129.56	9.5	121.89	58.5	131.65	39.0	119.36	19.0	130.29	7.5	125.93				
09/30	11.0	136.55	8.0	129.50	66.5	130.06	17.0	120.00	20.0	138.55	15.5	133.65	1.0	205.50	1.0	164.25
10/07	17.0	136.12	21.0	124.88	93.0	123.29	69.0	113.88	10.5	136.12	25.5	124.71	1.0	219.00		
10/14	18.0	136.78	10.0	122.40	54.5	126.29	41.5	118.51	11.0	134.45	50.5	116.64				
10/21	14.5	139.59	19.0	121.03	37.0	131.09	47.0	120.33	35.5	133.08	52.5	104.12	1.0	214.00		
10/28	10.5	136.52	9.0	120.00	48.5	129.08	28.0	119.68	15.5	121.90	22.5	94.61				
11/04	23.5	139.85	8.5	125.35	77.5	134.58	59.5	127.96	38.0	115.95	27.0	100.98				
11/11	20.0	137.28	17.0	124.18	86.0	130.47	35.0	127.79	79.5	102.18	48.0	96.84	0.5	260.00	0.5	195.00
11/18	19.5	141.87	11.5	128.96	80.5	133.66	40.5	131.14	24.0	106.32	27.5	103.28				
11/25	11.0	140.73	6.0	126.88	54.0	130.96	26.5	128.74	29.5	109.73	26.0	103.46	1.0	234.00		
12/02	30.0	127.94	18.0	125.06	91.5	126.46	68.5	122.78	30.0	110.02	29.5	103.75	1.0	285.25		
12/09	16.5	128.20	13.5	121.50	67.5	126.68	31.0	123.34	52.5	110.07	35.0	103.36	1.0	213.00	0.5	197.00
12/16	14.0	127.86	19.0	119.76	49.5	128.92	47.5	119.35	44.5	111.23	29.5	104.93				
12/23	21.5	128.98	17.5	122.31	48.5	131.72	16.5	121.91	33.5	118.34	18.5	110.73				
12/30	22.0	124.32	15.0	119.93	47.0	125.56	35.5	121.33	25.0	118.21	8.5	116.94	1.0	218.00		
	1,195.5	126.28	779.0	118.22	3,183.5	134.20	1,895.5	126.42	1,865.0	111.60	1,450.5	106.74	57.0	222.30	22.5	186.98

All averages reflect true weighted averages.

Beef Market Statistics

Choice & Select Fabricated Boxed Beef Cuts

Weekly Weighted Averages & Load Counts																
Week Ending	174 Short Loin				175 Bone-in Strip Loin				180 Bnls Strip Loin 12-14#				184 Top Butt 12-14#			
	Ch Lds	Ch \$	Se Lds	Se \$	Ch Lds	Ch \$	Se Lds	Se \$	Ch Lds	Ch \$	Se Lds	Se \$	Ch Lds	Ch \$	Se Lds	Se \$
01/07	10.5	274.14	13.0	240.65	7.0	209.07			0.5	305.00	2.5	241.80	3.5	171.71	12.5	161.46
01/14	12.0	272.35	4.5	242.33	3.0	213.67	1.0	179.50	3.0	293.00	1.0	235.50	3.5	172.71	12.0	144.38
01/21	6.5	275.85	14.5	250.17	1.5	214.00	1.5	191.00	2.5	290.40	5.5	238.91	13.0	176.67	6.0	159.00
01/28	11.0	271.30	3.5	264.50	7.5	214.60			3.0	292.50	1.0	251.00	3.0	179.83	3.5	165.86
02/04	9.0	256.39	8.5	252.65	6.0	208.00			1.5	285.67	3.5	244.43	7.5	176.43	2.5	173.20
02/11	15.5	255.08	13.0	240.65	5.5	206.64			2.5	287.40	2.5	241.80	7.0	174.75	12.5	161.46
02/18	11.5	268.22	14.0	252.21	1.0	207.50			3.0	280.83	0.5	256.00	5.0	180.30	6.0	168.92
02/25	5.0	278.80	2.0	258.00	2.0	219.50	2.0	196.50	1.5	296.00	1.5	252.33	9.0	173.33	6.0	164.42
03/04	6.5	293.77	15.0	259.30	3.0	224.00			2.5	304.00	5.0	257.20	12.5	176.88	5.5	164.00
03/11	8.0	291.84	7.5	275.53	4.0	237.31			2.5	311.00	1.5	274.67	3.5	186.79	5.5	179.00
03/18	20.0	297.74	11.0	278.45	2.5	246.80	0.5	217.00	0.5	301.00	2.0	281.50	6.5	181.58	8.5	177.29
03/25	12.5	298.00	7.5	279.33					1.0	313.50	2.0	273.50	13.0	173.42	6.0	167.08
04/01	3.5	289.00	11.0	257.23	1.5	235.00					5.0	271.60	11.0	171.55	4.5	160.22
04/08	11.0	283.05	9.5	257.05	8.5	231.56			3.5	300.00	1.5	266.33	6.5	183.19	5.0	164.70
04/15	4.5	302.83	16.0	259.16	4.0	241.25			2.0	301.00	0.5	271.50	5.0	192.95	10.0	173.00
04/22	8.0	292.34	9.0	253.22	9.5	232.50			2.0	295.00	8.5	260.56	10.5	193.10	8.5	160.65
04/29	13.5	301.93	17.5	252.66	7.5	246.60	0.5	215.00	3.5	310.14	2.5	258.80	5.0	201.45	10.0	165.65
05/06	7.5	313.87	8.5	262.53	1.0	248.00	0.5	214.00	1.5	318.00	4.0	255.50	7.5	218.70	7.5	164.27
05/13	14.5	312.03	26.5	249.15	3.5	255.29	1.5	237.67	2.0	328.75	9.5	258.47	9.0	224.58	13.0	162.92
05/20	6.0	326.29	20.0	245.68	3.0	257.83	0.5	210.00	1.0	339.00	3.5	263.29	8.5	220.62	4.5	163.94
05/27	8.5	322.15	11.5	249.57	4.0	259.75			2.0	326.25	5.5	261.27	11.0	209.41	18.0	159.69
06/03	6.0	330.42	21.0	251.44	2.0	271.50	1.0	203.50	2.5	351.60	4.0	268.00	6.0	207.50	4.0	164.88
06/10			7.0	278.07	1.0	297.00					2.5	296.80	11.5	218.83	10.0	175.83
06/17	9.5	345.42	2.0	302.75	2.0	308.75	2.0	257.00	1.0	391.00			4.5	234.33	6.0	204.75
06/24	5.0	368.70	11.0	294.41	1.0	304.50			2.5	393.20	2.0	332.75	9.0	237.06	2.5	201.40
07/01	2.0	361.13	9.0	307.61							1.0	315.00	1.5	231.17		
07/08	5.5	355.45	5.5	292.00	1.0	303.00	0.5	252.00			1.5	318.00	18.5	207.32	9.5	190.26
07/15	25.0	301.09	19.5	250.46	1.5	295.00			1.0	399.00	2.0	285.00	15.5	183.44	26.0	167.44
07/22	5.0	282.15	40.0	231.99	3.0	280.50	1.0	231.00	1.0	378.00	9.0	252.67	10.5	184.48	12.0	161.17
07/29	14.5	287.14	17.0	234.88	4.0	274.13			4.0	349.25	4.0	249.00	8.0	190.94	11.5	167.74
08/05	10.5	295.29	18.5	244.59	2.5	267.20			2.5	345.00	0.5	251.00	11.0	192.02	15.5	167.52
08/12	15.5	311.05	21.5	253.24	1.0	269.00	0.5	204.00	1.5	348.33	1.0	261.50	7.0	197.18	16.0	168.03
08/19	13.5	294.46	22.5	244.18	2.0	263.00	1.0	200.00	4.0	344.38	3.0	256.50	17.5	175.33	11.5	153.83
08/26	5.5	280.14	5.5	234.68	1.5	232.17			1.5	316.67	1.0	224.00	12.5	165.46	6.0	142.46
09/02	7.5	263.80	29.5	209.14	6.5	211.15	0.5	182.50	1.5	274.33	2.0	219.25	16.5	149.62	10.5	128.57
09/09	9.5	265.53	10.0	211.78	3.0	214.00			1.0	318.25	1.5	226.33	9.0	156.69	5.0	136.20
09/16	3.5	268.79	15.0	214.85	7.0	217.71	0.5	172.00	0.5	315.00	1.0	222.00	3.0	169.42	7.5	140.50
09/23	14.0	252.79	45.0	206.12	2.5	205.70			1.0	310.00	1.5	238.33	5.0	170.20	8.5	132.00
09/30	12.5	260.54	11.5	214.00	2.5	209.80	1.0	183.00	2.0	272.00	0.5	231.00	4.0	166.38	18.0	127.74
10/07	8.5	256.65	28.0	199.11	5.0	209.60			0.5	320.00	1.0	205.00	6.0	160.00	6.0	120.00
10/14	17.0	261.12	20.0	204.20	4.5	204.33	1.0	164.00	1.0	300.00	3.0	207.50	2.5	163.40	11.0	120.50
10/21	9.5	265.11	41.5	201.61	0.5	217.00			0.5	314.50			9.0	165.56	8.0	126.16
10/28	5.0	266.70	19.5	198.41	0.5	213.00							8.5	165.06	15.5	119.71
11/04	5.5	285.23	14.5	216.52	3.0	223.00					2.5	221.00	1.5	177.00	9.5	121.03
11/11	16.0	269.75	19.5	203.63	3.0	223.33					4.5	207.67	10.0	155.68	15.0	118.63
11/18	9.0	259.61	26.5	202.03	5.0	224.00			1.5	305.00	5.0	197.20	7.0	156.04	17.5	117.69
11/25	12.0	250.25	36.5	191.37	0.5	230.00	0.5	155.00			3.0	220.33	2.0	161.00	16.0	113.13
12/02	11.0	251.16	23.0	189.43	2.5	210.00					7.5	220.20	10.0	151.93	18.0	114.57
12/09	20.5	243.10	62.5	200.07	2.5	203.60			2.5	295.00	1.0	210.00	8.0	151.13	21.0	117.57
12/16	14.5	246.07	13.0	200.50	1.5	200.67	1.0	167.00	2.0	288.25	7.5	220.00	3.5	149.43	5.5	121.91
12/23	25.0	246.02	20.0	212.45	3.0	194.00			3.0	280.00	2.0	226.00	10.0	154.95	1.5	133.33
12/30	25.5	242.76	12.0	211.71			1.0	171.00	8.0	284.00			0.5	158.00		
	548.5	278.90	891.0	228.00	161.0	230.50	19.5	203.06	88.0	311.70	144.0	247.64	410.0	181.99	492.0	148.56

All averages reflect true weighted averages.

Beef Market Statistics

Choice & Select Closely Trimmed Fabricated Boxed Beef Cuts

Weekly Weighted Averages & Load Counts																
Week Ending	Chuck Roll, Neck-off				Chuck, Semi-Bnls				Clod, Special Trim				Brisket, Point-off			
	Ch Lds	Ch \$	Se Lds	Se \$	Ch Lds	Ch \$	Se Lds	Se \$	Ch Lds	Ch \$	Se Lds	Se \$	Ch Lds	Ch \$	Se Lds	Se \$
01/07	16.0	164.72	4.5	167.44	5.5	113.91	3.0	118.83	18.5	130.16	4.0	134.63	1.0	182.00		
01/14	18.0	169.67	1.5	168.00	1.5	118.33	5.5	114.91	12.0	136.98	10.0	137.50			1.5	187.33
01/21	11.0	164.11	3.0	170.17	1.5	118.67	14.0	113.93	24.5	141.33	6.5	143.15	0.5	185.00		
01/28	15.0	165.60	12.5	163.24			2.0	122.00	13.0	150.31	8.5	153.18	0.5	184.00	1.0	180.50
02/04	6.5	160.08	6.0	155.54	3.0	116.00	6.5	118.00	10.5	158.05	3.5	147.57			0.5	181.00
02/11	16.5	152.24	7.5	147.47	0.5	114.50	0.5	115.00	14.5	153.10	0.5	152.00	0.5	180.00		
02/18	19.5	153.97	8.5	150.74	1.5	119.33	5.0	116.75	17.0	151.60	2.5	149.90				
02/25	34.5	139.62	5.0	146.40	2.5	115.40	5.5	113.23	17.5	147.31	2.5	146.00				
03/04	11.0	138.73	5.0	142.30			4.0	110.31	22.0	140.77	4.0	141.25	2.5	172.20	1.0	175.00
03/11	23.5	138.27	2.0	139.50			6.0	108.00	22.0	137.80	1.0	139.00	1.5	166.00		
03/18	25.0	130.42	3.0	130.67	3.0	104.67	13.5	105.15	15.5	127.58	3.5	119.79	1.0	167.50		
03/25	32.5	126.92	12.5	124.12	2.5	96.80	3.0	98.33	4.0	124.25	4.5	125.83	1.5	177.00	0.5	180.00
04/01	18.0	128.00	4.0	126.06			3.0	88.00	9.0	122.39	2.0	121.00	1.0	169.00		
04/08	19.0	129.16	10.0	129.23			3.0	93.08	19.0	122.24	3.0	120.00				
04/15	19.0	134.68	1.0	135.00	1.0	98.00	2.0	98.75	15.0	119.57	4.0	120.88				
04/22	17.0	126.06	6.0	126.00	4.0	90.00	28.5	89.11	11.0	119.14	21.5	117.14	0.5	175.00		
04/29	13.5	131.28	4.0	127.88	0.5	93.00	0.5	89.00	25.0	115.72	2.5	116.70	0.5	164.00	0.5	166.00
05/06	11.0	129.82	8.5	125.00	2.0	92.50	1.5	87.17	15.5	115.19	0.5	115.00				
05/13	14.5	128.05	10.5	115.52	1.5	86.67	3.0	82.67	17.5	116.60	22.5	114.38	1.0	170.00		
05/20	8.0	127.13	5.5	115.18			21.0	81.95	12.0	116.83	22.5	114.62				
05/27	11.0	120.23	14.5	115.48	1.0	84.50	3.0	84.00	8.0	114.38	4.0	115.00				
06/03	15.0	121.33	1.5	116.00	9.0	83.00	3.5	83.79	29.0	113.65	1.5	114.17	0.5	171.00		
06/10	32.0	122.52	11.0	115.55					21.0	116.07	11.5	107.72			1.0	160.00
06/17	13.0	122.62	5.0	115.05	2.5	88.40	12.5	83.40	10.5	115.14	0.5	118.00				
06/24	14.5	118.97	14.0	108.77	0.5	88.00	39.0	75.68	9.0	112.89	15.0	108.60				
07/01	40.0	112.45	13.5	107.83	2.5	81.30	1.5	75.33	18.0	109.83	3.0	108.00				
07/08	64.0	109.50	10.0	97.10	1.0	80.00	4.0	75.50	20.5	104.54	3.0	80.00				
07/15	22.0	110.95	4.0	106.50	3.5	84.50	6.5	83.31	13.5	108.15	0.5	109.00	1.5	147.83		
07/22	11.5	117.74	4.5	114.89	19.0	85.24	9.0	82.78	6.5	111.54	1.0	111.50				
07/29	8.5	116.56	12.0	112.33	15.0	84.67	13.5	84.52	16.0	105.44	3.0	96.00	0.5	152.50		
08/05	22.5	118.80	14.5	114.95	25.5	84.53	4.0	82.00	15.0	107.77	2.0	108.13	0.5	161.00	0.5	150.00
08/12	21.0	126.68	13.0	120.27	25.0	83.48	7.0	83.29	8.5	109.41	3.5	86.86	2.0	147.25	1.0	156.00
08/19	15.0	121.62	4.0	117.75	4.0	81.75	13.5	81.33	6.5	107.15	4.0	105.00	0.5	146.00		
08/26	37.5	125.13	12.0	117.92	30.5	79.98	4.5	79.89	33.0	101.90			1.0	151.50		
09/02	20.0	126.10	8.5	118.71	10.0	84.60	11.0	82.95	19.0	103.42	1.0	106.00	0.5	140.00		
09/09	16.5	138.21	5.0	126.80			4.0	92.00	9.0	117.61	1.0	114.00	3.5	157.71	1.0	160.00
09/16	15.0	153.07	16.0	146.19	14.5	102.97	6.5	102.23	6.0	127.29	3.0	127.75	2.0	151.25		
09/23	12.5	156.76	6.5	150.12	12.0	107.21	4.0	109.13	15.5	137.03	3.0	140.00	4.0	153.50		
09/30	14.0	164.57	11.5	146.78			2.0	112.50	4.5	144.56	8.0	139.75	1.5	159.33	0.5	150.00
10/07	12.5	155.24	19.5	131.22	8.5	103.06	8.0	99.69	10.5	134.81			1.5	150.83	0.5	147.00
10/14	20.5	155.96	28.5	126.25	0.5	112.00	4.0	100.25	14.5	129.17	11.0	128.57	0.5	148.00	0.5	149.00
10/21	12.0	159.08	7.0	128.57	8.0	99.00	1.0	95.50	33.5	122.70			0.5	149.00		
10/28	19.0	155.39	5.5	129.05			2.5	90.90	30.0	114.62	4.0	114.75				
11/04	24.5	160.32	11.5	135.09	7.5	100.23	1.5	96.67	13.5	129.85	8.0	115.00	1.0	152.50		
11/11	26.5	151.44	16.5	135.44	3.0	90.67	7.0	93.00	25.5	113.67	7.5	110.00	4.0	146.25	1.5	145.00
11/18	18.0	149.92	12.5	136.68	12.0	94.92	11.0	95.16	11.5	115.72	2.5	116.60	2.0	150.75	0.5	149.00
11/25	21.0	144.15	10.5	131.00	5.5	97.77	2.0	95.00	12.5	112.28	1.5	108.00	2.0	154.50	1.0	152.00
12/02	29.5	135.73	15.0	130.78	4.0	95.19	3.5	94.43	34.0	109.79	16.0	109.17	2.0	154.00	0.5	157.00
12/09	16.0	129.31	9.0	131.64	0.5	95.00	4.0	96.63	13.0	114.44	5.0	111.80	1.5	156.50		
12/16	19.5	133.90	19.0	125.61	2.0	97.00	3.0	94.67	23.5	115.49			2.0	159.25	0.5	155.00
12/23	19.0	135.13	18.5	127.49	3.0	106.33			5.5	133.00	4.0	129.56	1.5	155.00		
12/30	21.0	128.43	9.0	124.56	1.0	103.00			15.0	130.23	0.5	130.00	1.0	159.00		
	1013.5	134.73	483.5	128.23	261.5	91.39	327.5	91.60	826.5	121.75	258.0	119.74	49.5	157.85	14.0	162.43

All averages reflect true weighted averages.

Beef Market Statistics

Choice & Select Closely Trimmed Fabricated Boxed Beef Cuts

Weekly Weighted Averages & Load Counts																
Week Ending	Bone-in Round w/Pld Knuckle				Bnls Round w/ Pld Knuckle				Bnls Round w/ Pld Knkl heel/o				Inside Round			
	Ch Lds	Ch \$	Se Lds	Se \$	Ch Lds	Ch \$	Se Lds	Se \$	Ch Lds	Ch \$	Se Lds	Se \$	Ch Lds	Ch \$	Se Lds	Se \$
01/07	7.0	143.00			3.0	157.00	4.0	149.75	1.5	160.00	0.5	152.00	10.0	155.05	20.0	155.62
01/14			2.0	141.13	1.0	148.00	18.0	153.33	3.0	168.67	1.0	177.00	18.0	153.39	15.5	154.48
01/21	2.0	145.38	2.0	143.00					3.0	172.25	1.0	180.50	12.0	151.31	4.5	154.78
01/28	3.0	147.00	1.5	153.33	2.0	165.00			2.0	165.00			38.0	154.91	6.5	160.46
02/04	4.0	141.00	8.5	140.82					3.5	164.57	2.0	153.50	17.0	151.99	2.0	155.13
02/11	1.0	142.00	0.5	136.00			1.5	149.67	9.5	164.32	1.0	152.00	16.0	150.31		
02/18			2.5	136.30	1.0	161.00	2.5	153.80	6.0	165.08	1.0	156.00	11.5	159.48	20.0	155.65
02/25			10.0	139.80	3.5	155.43	3.0	155.00	5.0	163.40	40.0	152.00	11.0	160.16	3.5	156.43
03/04	1.0	141.00	0.5	135.50			2.0	152.00	9.0	161.78			9.0	162.94	3.5	163.93
03/11	1.5	141.33			3.0	160.67	5.0	155.60	7.0	164.36	1.0	160.00	20.5	164.71	5.5	168.41
03/18			0.5	138.00					4.5	161.22	1.0	155.00	9.0	160.67	14.5	159.88
03/25					4.0	134.50	1.0	133.00	2.5	146.40	5.0	142.00	16.5	151.48	3.0	151.75
04/01	3.0	125.75	0.5	126.00			1.0	135.00	6.0	144.17	3.0	137.00	10.5	147.86	3.0	147.33
04/08	2.0	126.50	4.5	120.56	1.0	127.75	0.5	115.50	13.5	139.11	6.5	137.46	12.5	149.28	3.5	149.50
04/15	1.5	125.00	0.5	126.00	2.0	137.00	1.0	139.00	8.5	148.82	3.0	143.00	17.5	152.57	1.5	151.17
04/22	0.5	127.00	0.5	123.50			9.0	130.00	9.0	140.89			17.5	145.83	19.0	149.95
04/29	1.5	123.33	7.0	118.79	1.0	139.00	3.0	129.67	5.0	142.00	0.5	138.00	36.5	149.27	2.0	145.00
05/06	5.5	121.00	2.0	122.25	1.0	131.00	2.0	127.50	6.5	139.23	1.0	134.00	9.0	155.11	10.0	145.43
05/13	4.5	119.56	1.0	110.50	6.0	126.00	3.0	120.33	7.5	141.07	1.5	125.00	18.0	159.94	14.5	146.17
05/20	27.0	118.93			7.0	127.29	3.5	119.14	20.5	139.00	3.0	121.33	12.0	155.13	6.0	139.00
05/27	0.5	123.00	2.0	108.50	1.0	136.00	2.0	123.50	2.5	140.00			5.0	151.45	4.5	138.56
06/03	1.0	124.00	7.5	107.33			10.0	119.40	1.0	144.00			7.0	149.29	2.5	145.00
06/10			0.5	113.00	1.0	131.00			8.5	140.35	9.0	126.50	24.0	146.58	3.0	144.67
06/17			2.0	108.00	16.0	127.44	0.5	123.50	0.5	143.00			32.0	146.34	4.0	149.69
06/24	8.5	113.21	7.5	114.57	1.0	127.00	44.0	117.45	8.5	134.82	2.0	127.00	13.0	144.15	9.5	143.34
07/01	3.0	108.67			1.0	120.00	5.0	112.00	8.0	133.13	0.5	125.00	1.0	144.50	2.0	141.13
07/08							11.0	120.55	6.5	131.62	1.0	122.00	9.0	141.56	7.0	137.71
07/15			3.0	106.00	2.5	116.10			6.5	133.38	25.5	117.37	17.5	138.84	16.5	139.17
07/22			0.5	101.00	4.0	119.00	2.0	113.00	9.0	131.00			15.0	136.37	1.0	130.00
07/29	0.5	110.50	1.5	102.00	1.0	113.00	2.0	113.00	14.5	125.62	7.0	116.57	19.5	135.00	15.0	131.20
08/05	6.0	108.75					4.0	117.50	12.0	130.17	9.0	117.44	15.0	139.83	11.0	134.09
08/12			4.0	106.56			2.0	115.00	15.0	132.77	11.0	116.82	13.0	141.15	8.5	137.35
08/19	0.5	109.00	1.0	105.00			4.0	111.50	3.0	131.50	0.5	120.00	28.5	137.77	13.0	132.00
08/26			8.5	106.06	3.0	121.00			4.5	130.33			13.0	136.46	3.5	133.21
09/02	0.5	115.00			3.0	125.00			4.0	131.50	1.5	120.17	7.0	135.89	6.5	129.42
09/09	9.5	109.79	4.0	106.00	9.0	130.56	1.0	124.00	7.0	143.57	3.0	138.00	18.5	137.51	5.0	133.00
09/16			3.0	113.50			2.0	122.00	5.5	145.82			11.0	139.27	9.5	134.32
09/23	0.5	141.00	2.5	127.20					5.5	154.36	6.0	144.00	14.5	141.07	6.0	133.50
09/30			2.0	134.50					1.0	154.00	13.0	146.08	38.5	141.16	23.5	133.98
10/07	5.0	131.30	0.5	121.50	5.5	136.95	5.0	135.00	3.0	162.00			19.5	138.79	8.5	127.00
10/14	1.0	132.00	1.0	120.50			5.0	130.00	2.0	162.00	12.0	127.17	8.5	138.35	2.0	131.00
10/21	1.0	134.00					17.0	123.71	1.5	160.00	4.0	134.00	14.5	140.59	12.5	136.66
10/28	2.0	126.00					2.0	118.00	4.5	151.44	1.0	139.00	11.0	139.91	3.5	134.29
11/04			0.5	114.00					4.0	155.00			13.5	147.93	13.0	136.54
11/11	1.0	125.00	2.0	113.75	0.5	122.00	2.0	123.50	4.0	148.25	2.0	134.00	22.5	144.84	22.5	139.50
11/18			2.5	115.70					6.5	150.15	3.5	139.71	28.0	145.73	1.0	147.50
11/25							2.5	127.80	10.0	150.55	2.0	140.75	9.5	145.32	5.0	138.20
12/02	0.5	122.00	1.0	115.00			0.5	120.50	11.0	151.59	5.5	136.32	16.5	141.48	5.0	141.40
12/09	1.0	120.00	1.5	115.50					6.0	147.83	12.5	135.20	27.5	141.04	6.5	135.54
12/16	2.5	120.40	1.5	116.83	3.0	138.00	1.0	125.50	4.0	149.38	13.0	138.77	20.0	144.60	12.5	137.88
12/23	5.0	118.00	0.5	117.00					2.0	157.00	2.0	137.00	11.0	147.64	5.5	128.95
12/30							1.0	136.00	2.5	154.00	1.0	134.00	11.5	140.17	0.5	145.00
	114.5	122.72	104.5	120.50	87.0	132.95	185.5	127.48	317.0	144.71	219.5	135.21	837.5	146.48	407.5	142.75

All averages reflect true weighted averages.

Beef Market Statistics

Choice & Select Closely Trimmed Fabricated Boxed Beef Cuts

Weekly Weighted Averages & Load Counts																
Week Ending	Inside Round, Denuded				Flat & Eye Combination				Flat & Eye Combo, Heel/out				Top Butt, Bnls			
	Ch Lds	Ch \$	Se Lds	Se \$	Ch Lds	Ch \$	Se Lds	Se \$	Ch Lds	Ch \$	Se Lds	Se \$	Ch Lds	Ch \$	Se Lds	Se \$
01/07	3.0	173.58	1.0	170.00	1.0	160.00			1.0	175.00	4.5	163.45	14.5	204.52	9.5	167.74
01/14	0.5	175.50	0.5	176.00			12.0	160.00	4.0	175.25	6.0	172.17	15.0	201.67	5.0	164.20
01/21	2.5	173.50	0.5	176.00					2.0	172.50			11.0	206.14		
01/28	1.0	173.50	1.5	175.83	2.0	172.00	4.0	175.00	7.0	183.57	3.0	177.67	11.5	207.72	11.0	187.64
02/04	3.5	172.07	5.0	166.40	1.0	171.00	4.0	171.50			2.0	182.50	12.5	202.52	2.0	194.75
02/11	2.5	170.40	0.5	168.00	1.0	173.00			1.0	172.00			8.0	198.53	3.0	190.17
02/18	2.0	172.88	1.5	173.00	0.5	174.00	4.0	173.00			1.0	175.00	8.5	205.65	16.0	190.69
02/25	1.5	177.50	1.0	177.00	3.0	168.00			4.0	168.75			18.5	201.89	6.0	193.75
03/04	4.5	177.39					2.0	164.00	1.0	160.00	1.5	165.00	12.0	203.58	3.0	190.83
03/11	0.5	172.50	0.5	188.00	0.5	163.00	6.0	158.17	1.0	170.00	7.0	162.57	18.0	212.33	3.0	199.50
03/18	2.0	181.25	3.0	179.25	8.0	150.00					1.0	156.00	13.0	211.35	7.0	204.93
03/25	1.5	165.00	8.5	166.65	5.5	143.64	1.0	144.00					13.5	203.85	9.0	194.28
04/01	1.5	162.83	5.5	161.77	2.0	138.00	1.0	146.00	2.0	142.00			17.0	197.03	2.0	187.38
04/08	7.5	163.57	1.0	167.00	2.0	136.50	1.0	140.00					16.0	198.20	4.5	183.78
04/15	0.5	175.00	0.5	175.00	1.0	134.00	1.0	140.00	1.0	155.00			18.5	222.22	3.5	197.29
04/22	1.0	164.00	0.5	166.00	2.0	137.75	2.0	133.00	2.5	135.40	1.0	137.00	14.0	225.39	17.0	192.19
04/29							3.0	131.67	2.5	137.60	9.0	128.00	19.5	237.46	10.0	192.85
05/06	0.5	182.00	2.0	165.38	1.0	128.00	21.0	123.48	2.0	139.00	1.5	131.33	6.0	252.67	10.5	195.83
05/13	5.5	176.27	0.5	153.50	0.5	147.00					2.0	119.00	23.0	258.52	7.0	192.11
05/20			1.0	153.00					9.0	130.00	3.0	120.00	13.0	248.54	1.5	186.67
05/27	3.0	172.33	2.0	154.50			4.5	122.78					9.5	245.74	24.5	180.80
06/03	0.5	170.50	0.5	154.00			1.0	123.00	1.0	128.00			27.0	239.43	9.5	184.08
06/10	0.5	168.50	1.5	159.33	4.0	127.25	3.5	122.00					9.0	252.56	13.0	207.54
06/17	1.0	171.00			2.0	142.00	16.0	122.94					6.0	271.00	1.5	227.00
06/24	5.0	165.50	2.5	160.40	2.0	132.00	1.0	122.00			0.5	120.00	8.5	251.88	3.5	228.71
07/01			0.5	160.00	6.0	116.33	3.0	116.67					10.5	248.95		
07/08			4.0	157.94			6.5	116.15					9.0	238.44	5.0	216.10
07/15	0.5	166.00	7.0	152.11	8.5	112.94					1.0	113.00	19.0	209.92	4.5	190.44
07/22	2.5	154.80	2.5	152.00			1.0	116.00					17.5	208.63	4.0	182.13
07/29	4.0	155.00	2.5	151.10	6.0	113.50	10.5	110.71	6.5	125.73			22.0	218.25	2.5	185.20
08/05	2.0	158.75	8.5	148.82	5.0	120.40	3.5	112.71					7.5	228.07	11.5	190.61
08/12	1.5	159.17	4.5	152.78			9.5	112.32	3.0	125.33	2.0	116.00	16.5	228.76	12.5	198.06
08/19	2.5	153.10	1.5	147.50			5.0	110.40	2.0	123.00	0.5	113.00	4.5	210.67	8.5	176.53
08/26			1.0	144.25			5.0	111.80					15.0	185.27	5.0	173.80
09/02			3.0	140.58	3.0	117.67	5.5	113.64	2.0	114.00	6.5	125.19	20.5	175.49	18.0	155.28
09/09	1.0	149.50			2.0	122.00					2.0	123.00	20.0	180.65	5.0	157.00
09/16	0.5	153.00	4.5	148.50	2.0	120.50					3.0	147.00	22.5	190.87	19.5	156.87
09/23	4.5	162.28			3.0	120.50			3.0	175.00	1.0	158.00	16.0	189.16	15.5	154.79
09/30	0.5	149.50	0.5	154.50	1.0	166.00	1.0	161.00	1.0	174.00			33.5	187.00	17.5	153.71
10/07	2.0	158.50	1.0	145.25			8.0	147.75	1.0	167.00	1.0	169.25	11.0	184.89	3.5	145.57
10/14	2.0	157.75	1.5	144.50			13.0	130.00			1.0	155.00	8.5	189.18	20.0	140.63
10/21	6.5	162.27	5.0	152.50			13.0	124.92			17.0	137.65	15.5	193.77	11.0	146.18
10/28	2.0	162.13	1.0	152.00			20.0	120.73	4.5	171.56			5.0	192.50	3.5	145.14
11/04	3.0	164.08	4.0	155.44	12.0	158.00	7.0	125.50	4.0	161.00	0.5	136.00	14.5	197.66	4.5	138.33
11/11	2.5	163.90	7.0	158.68			1.0	128.00	13.5	149.33	10.0	128.60	16.0	193.84	20.5	136.80
11/18	4.0	162.63	4.5	161.44	4.0	151.00	5.5	139.36	8.0	162.75			25.5	183.58	23.5	137.51
11/25	0.5	162.50			13.0	142.92	1.0	125.00	1.0	160.00			12.0	179.33	10.5	133.33
12/02	3.0	157.17	2.0	152.75	1.0	142.00	7.0	131.14	1.0	145.00	2.0	138.00	20.5	174.29	16.0	131.91
12/09	2.5	157.40	3.0	153.17	5.0	142.40	3.0	128.00	13.0	144.65	2.5	137.20	22.5	175.49	23.5	133.20
12/16	3.0	154.50	3.0	149.42	11.5	139.57	1.0	127.00	2.5	152.80	0.5	132.00	11.5	181.30	9.5	134.68
12/23	0.5	160.00	0.5	155.00	9.0	141.67	3.0	126.00	2.0	160.50			9.0	187.56	9.0	148.83
12/30	2.0	153.00	2.0	152.50	5.0	150.00			0.5	163.00			10.5	189.29	12.5	156.72
	104.5	164.96	115.5	157.36	136.0	138.79	221.0	129.63	109.5	151.76	93.5	142.14	759.0	206.67	479.0	167.02

All averages reflect true weighted averages.

Beef Market Statistics

Choice & Select Closely Trimmed Fabricated Boxed Beef Cuts

Weekly Weighted Averages & Load Counts																
Week Ending	Butt Tender, peeled				Strip Loin, 1x1, bone-in				Strip Loin, 0x1, bnls				Shortloin, 0x1			
	Ch Lds	Ch \$	Se Lds	Se \$	Ch Lds	Ch \$	Se Lds	Se \$	Ch Lds	Ch \$	Se Lds	Se \$	Ch Lds	Ch \$	Se Lds	Se \$
01/07	2.5	622.40	0.5	603.00	3.0	307.33	1.0	248.00	2.0	383.75	2.5	309.60	6.5	338.77	1.0	290.00
01/14	3.5	665.36	1.0	612.00	11.0	298.09			3.0	383.25	1.0	320.75	11.5	344.00	7.0	308.25
01/21	3.0	668.00	3.5	558.86	6.5	298.00	4.0	256.00	9.0	379.61	2.5	320.50	6.5	366.46	2.5	332.90
01/28	1.5	676.67	0.5	580.00	2.0	298.50			0.5	378.00	1.5	339.33	6.5	367.54	1.5	338.67
02/04	1.0	647.00	0.5	616.00	4.5	297.44			3.5	366.71	1.0	338.00	7.0	354.96	3.5	303.71
02/11	5.5	612.55	2.0	555.50	5.5	294.95	2.0	295.00	1.0	379.50	5.0	327.10	11.5	343.48	15.5	294.84
02/18	7.0	565.93	2.0	541.50	7.0	303.71	0.5	268.00	6.5	382.08	4.0	344.25	26.5	348.38	4.0	312.63
02/25	2.5	553.60	0.5	565.00	1.0	312.00			1.5	389.67	2.0	358.50	6.0	363.92	6.0	336.25
03/04	2.0	550.00							4.5	398.22	3.0	341.33	6.0	372.58	3.0	338.92
03/11	1.0	568.00	1.0	556.50	0.5	335.00			5.5	421.82	1.0	363.00	2.5	397.40	4.5	355.28
03/18	1.0	590.00	0.5	561.00	7.0	336.00	1.0	293.00	3.5	428.14	2.0	376.75	12.5	400.60	6.5	365.46
03/25	1.5	609.00	0.5	585.00					5.0	418.90	1.0	380.75	11.0	394.18	5.0	363.90
04/01	0.5	605.00							13.5	415.93			16.0	372.06	0.5	347.50
04/08	0.5	605.00	1.0	563.50	1.0	334.00			7.5	413.67	3.0	361.50	10.5	387.76	3.5	333.36
04/15	1.5	625.00	0.5	558.00	5.0	331.50			2.5	406.80	6.0	365.13	11.5	401.48	8.5	348.65
04/22	1.0	633.50	6.0	585.08	4.0	320.00	1.0	278.00	7.0	418.64	7.5	330.57	13.0	396.42	3.0	340.17
04/29	0.5	630.00	1.0	600.50	9.0	338.44	8.0	268.75	7.5	428.47	7.0	363.43	12.5	408.12	8.5	340.74
05/06	0.5	656.00	2.0	607.25	2.0	345.00	1.5	289.33	3.0	434.83	2.5	360.00	8.5	416.41	8.0	324.25
05/13	0.5	665.00			5.5	366.55			5.5	444.55	2.0	364.50	14.0	422.96	19.5	313.23
05/20	2.0	657.75	1.5	631.67	5.0	339.40			2.0	443.00	1.5	364.67	8.0	424.44	19.0	327.50
05/27	0.5	655.00	1.5	635.83	2.0	370.00			3.5	447.71	5.0	362.05	11.5	428.39	12.5	342.16
06/03	1.0	675.00	1.5	629.17	1.0	376.00	0.5	289.00	5.0	459.20	0.5	365.00	16.0	431.63	6.5	343.38
06/10	0.5	682.00			3.0	417.50			3.0	508.33	1.0	388.50	14.5	456.21	5.0	372.40
06/17	0.5	650.00	1.0	620.00	1.0	461.00			1.5	553.00	0.5	415.00	6.5	482.77	9.5	365.58
06/24	0.5	665.00	5.0	604.40			11.5	308.83	5.0	549.40	0.5	473.00	4.0	468.50	0.5	406.50
07/01	0.5	675.00	1.0	603.50					1.0	557.00			1.0	487.75	1.5	405.67
07/08	2.0	607.00	1.5	605.67	2.0	434.25					1.0	442.00	5.5	428.14	2.0	378.00
07/15	0.5	569.00	1.0	548.75			0.5	319.00	3.0	518.50	2.0	426.63	6.5	433.65	20.5	325.62
07/22	2.0	585.38	2.0	502.50			4.5	286.11	3.5	514.86	1.5	387.83	13.0	398.04	14.5	302.12
07/29	2.0	592.50	3.0	458.33	7.0	383.21	1.0	280.00	7.5	492.83	4.0	339.69	17.5	384.20	8.0	317.63
08/05	2.0	569.25	2.5	479.20	3.0	400.00	1.0	320.00	1.5	498.67	8.0	345.47	6.5	393.62	13.5	315.93
08/12	0.5	628.00	1.5	515.00	7.0	385.57	0.5	286.00	3.5	504.21	5.5	364.64	15.5	406.26	10.5	309.45
08/19	1.0	623.50	3.0	495.83	1.0	380.00	1.0	281.00	2.5	481.00	5.0	346.10	5.5	405.91	5.0	315.60
08/26	1.5	615.00	1.0	520.25					2.5	459.00	4.5	316.89	4.5	383.44	3.0	296.83
09/02	1.5	589.67	2.5	497.00	0.5	320.00			4.0	409.50	10.0	302.65	3.0	373.33	13.0	293.90
09/09	1.0	593.00	0.5	496.00					1.0	407.50	1.0	330.50	7.5	360.83	8.0	288.25
09/16	2.0	610.50	2.0	506.00	3.5	319.14					3.0	312.17	14.5	348.21	8.0	279.19
09/23	2.0	600.00	1.0	566.00	4.0	316.25	1.0	251.50	4.5	381.22	1.0	290.00	8.0	343.94	14.0	274.57
09/30	0.5	665.50			4.0	295.25	4.0	260.00	5.0	382.05	1.5	280.00	6.0	358.33	5.0	280.90
10/07	2.5	647.20	1.0	565.00	2.5	303.80			3.0	375.92	0.5	291.50	8.0	365.44	6.5	271.96
10/14	0.5	626.00	0.5	561.00	0.5	294.00			3.0	375.00	3.5	279.00	7.5	351.47	21.0	263.00
10/21	3.5	632.29	3.0	540.33					7.0	383.04	10.0	265.55	5.0	366.60	1.0	266.50
10/28	1.5	653.00	7.5	530.07					1.0	390.50			2.5	356.80	6.5	263.69
11/04	2.0	677.25	1.5	562.00					4.5	394.94	2.5	288.00	7.5	375.00	6.5	267.38
11/11	7.5	654.13	4.0	543.81	2.0	320.00	0.5	230.00	4.5	396.78			5.0	367.10	6.0	260.83
11/18	3.5	667.43	0.5	535.00	1.5	331.00			2.5	399.20	0.5	270.00	8.0	353.16	6.0	262.67
11/25	3.5	660.93	5.5	522.91	0.5	324.00			2.5	394.40			8.5	329.94	14.5	261.07
12/02	2.0	684.50	1.0	609.00	3.0	313.25	1.0	207.50	3.0	392.42	3.0	258.00	8.0	331.19	14.0	259.39
12/09	6.0	639.50	6.5	524.15	3.5	297.00			2.0	391.50	1.5	272.67	7.0	330.36	18.5	255.16
12/16	5.0	647.70	2.0	552.00	4.5	300.33	0.5	230.00	5.0	375.10	13.0	277.46	14.0	332.88	10.5	270.33
12/23	2.0	672.50	5.0	568.60	2.0	282.00			1.5	377.00			9.5	342.32	3.5	268.14
12/30	1.5	677.33	1.0	553.50	4.0	276.38	1.5	243.00	4.0	362.50	4.0	290.63	3.5	348.29	2.0	287.25
	102.0	629.07	95.0	550.91	142.5	329.55	48.0	279.41	195.0	422.07	150.0	326.96	469.0	382.45	407.5	304.01

All averages reflect true weighted averages.

1995

NATIONAL CARLOT MEAT TRADE
REVIEW

Processing Beef



Livestock and Seed Program
Livestock and Grain Market News Service
Des Moines, Iowa

Beef Market Statistics

Beef Coarse Grinds and Coarse Grind Blends

Weekly Weighted Averages & Load Counts

Week End	Coarse Grinds										Coarse Grind Blends	
	73%		75%		81%		Round		Chuck		73%	
01/07	107.0	77.75	61.5	78.12	32.0	99.84	15.5	131.48	45.0	102.29	24.0	82.88
01/14	73.0	74.86	28.0	77.13	32.0	100.22	4.5	122.33	17.0	102.51	48.0	76.94
01/21	70.0	80.23	35.0	79.55	26.5	102.02	10.5	125.50	24.0	104.36	51.0	78.71
01/28	66.5	86.87	24.0	88.27	36.5	104.39	6.0	128.92	20.5	105.50	46.5	84.81
02/04	30.5	86.58	4.0	86.13	14.0	104.82	6.0	134.50	10.5	104.36	30.5	86.72
02/11	107.0	77.75	53.5	78.71	32.0	99.84	15.5	131.48	45.0	102.29	24.0	82.88
02/18	50.0	83.53	4.5	89.11	24.5	100.44	4.5	131.67	9.0	104.00	24.0	83.56
02/25	53.0	79.14	45.0	80.18	14.5	98.02	7.0	131.43	42.0	102.08	17.5	84.81
03/04	81.5	76.88	9.0	82.11	16.5	96.48	1.0	130.50	16.0	97.97	22.5	80.52
03/11	127.0	74.79	3.5	78.14	27.0	94.63	6.0	131.25	11.5	99.22	22.0	80.05
03/18	117.0	71.92	59.0	75.09	24.5	93.26	14.0	128.86	43.5	95.48	24.5	77.89
03/25	85.0	71.39	20.5	72.98	31.0	91.30	10.0	126.80	20.0	94.85	16.0	73.11
04/01	59.5	69.41	9.0	71.72	14.0	88.05	5.5	121.05	31.0	90.71	30.5	71.95
04/08	106.5	67.62	70.0	69.85	19.5	86.38	7.0	116.43	40.0	88.08	24.0	70.71
04/15	77.0	70.28	4.0	71.63	24.5	87.67	3.5	112.86	13.5	90.59	29.0	72.09
04/22	81.5	69.83	76.5	70.40	38.0	86.24	7.5	105.73	42.5	88.24	20.5	73.17
04/29	97.0	69.62	28.0	72.64	21.0	85.02	4.0	104.88	26.5	90.25	27.5	71.31
05/06	96.0	66.42	13.0	72.40	43.0	80.81	2.5	102.00	38.5	85.21	21.5	70.49
05/13	49.0	69.17	12.0	68.83	37.5	79.53	5.0	97.00	13.5	84.41	19.0	67.26
05/20	38.5	66.62	28.0	70.71	25.0	78.92	5.5	99.05	9.5	83.32	22.0	68.93
05/27	69.0	66.64	12.5	66.32	23.5	79.57	4.5	91.33	11.5	82.26	26.5	69.52
06/03	203.5	62.89	11.5	67.57	30.5	77.57	6.5	95.23	14.5	82.17	17.0	71.10
06/10	62.0	68.36	17.0	70.21	48.5	78.06	8.5	94.29	31.5	84.08	21.5	69.37
06/17	45.0	71.04	4.0	73.75	28.5	82.51	3.0	95.83	9.5	84.00	23.0	71.53
06/24	32.5	74.17	8.0	69.00	19.5	85.15	2.5	96.40	10.0	86.05	33.0	73.45
07/01	35.0	69.56	40.0	68.00	23.5	83.23	5.0	96.30	31.0	80.48	21.0	76.48
07/08	94.5	66.79	20.5	67.12	40.5	81.23	3.5	94.07	13.0	82.85	19.5	71.70
07/15	201.5	63.31	28.5	64.46	51.5	76.79	3.5	96.07	17.5	81.24	36.5	67.95
07/22	26.5	67.43	4.0	67.50	30.5	75.31	6.0	92.50	7.0	80.43	21.0	67.24
07/29	55.5	67.12	15.0	67.67	20.5	76.68	4.5	93.11	47.0	80.49	26.0	68.33
08/05	162.0	66.47	40.5	68.22	27.5	78.09	4.5	94.00	26.5	81.57	29.0	72.38
08/12	34.5	68.77	6.0	70.33	40.5	79.31	2.0	96.75	8.5	83.12	18.0	73.64
08/19	45.5	69.92			41.0	80.29	2.5	94.80	5.0	82.10	22.0	71.32
08/26	33.0	70.92	12.5	72.20	29.0	81.24	5.5	96.05	8.0	84.66	25.0	72.54
09/02	50.5	66.62	10.0	70.58	25.0	78.05	1.5	95.33	41.5	78.12	26.0	73.85
09/09	70.0	64.79	22.0	66.95	36.0	75.42	3.5	95.57	16.0	77.39	26.0	71.46
09/16	82.0	67.13	20.0	69.00	23.0	75.64	6.0	95.88	23.0	79.62	18.0	71.75
09/23	72.5	65.57	23.5	67.98	34.0	74.77	4.5	94.33	21.5	78.24	22.5	70.09
09/30	67.0	63.91	20.0	66.39	32.5	72.68	5.0	91.15	33.5	75.99	25.0	66.64
10/07	118.0	59.63	30.5	63.02	50.5	70.70	2.0	89.00	37.0	74.18	21.5	65.63
10/14	126.5	66.79	0.5	69.00	23.5	74.15	3.5	91.57	27.0	76.52	24.0	67.65
10/21	27.0	71.79	8.0	70.25	37.0	79.55	6.0	94.17	14.0	81.07	35.0	72.70
10/28	71.0	69.88	8.0	70.13	31.5	81.52	2.5	95.40	20.5	82.54	27.0	73.48
11/04	57.0	73.68	7.5	72.93	29.5	84.19	0.5	98.00	7.0	86.57	22.0	74.23
11/11	75.0	71.34	9.5	71.68	30.5	82.26	5.5	97.05	19.0	85.11	32.0	74.02
11/18	71.5	74.48	4.5	77.11	22.0	82.76	6.0	99.04	29.5	84.00	21.5	74.40
11/25	28.0	73.47	11.0	74.68	30.0	78.72	7.5	96.53	16.5	81.33	21.0	75.25
12/02	45.0	69.52	17.0	70.18	31.5	76.46	8.0	94.13	14.0	77.07	25.0	72.44
12/09	112.5	60.33	8.0	64.66	39.5	68.23	6.0	89.67	35.5	71.93	28.0	67.75
12/16	79.5	61.29	2.5	65.00	57.0	68.54	7.0	86.93	38.5	72.31	29.0	65.97
12/23	44.0	71.88	5.0	74.60	41.5	77.60	4.5	89.28	10.5	76.95	27.0	70.19
12/30	28.5	70.82	2.0	73.25	28.0	76.21	6.5	91.77	23.5	77.66	23.0	73.30
	3,898.0	69.50	1,017.5	72.40	1,591.0	82.38	289.0	108.29	1187.5	86.41	1337.0	73.69

All averages reflect true weighted averages.

Beef Market Statistics

Beef Coarse Grind Blends

Weekly Weighted Averages & Load Counts														
Week End	Coarse Grind Blends													
	75%		80%		85%		90%		Round		Chuck		Sirloin	
01/07	9.0	83.94	19.5	102.14	12.0	118.21	6.0	130.96	11.5	123.39	37.0	104.74	12.0	137.54
01/14	10.5	78.76	16.5	99.21	8.0	117.81	9.0	131.00	17.0	119.13	43.0	101.52	10.5	133.05
01/21	16.0	82.00	13.0	100.73	9.0	117.67	6.0	129.46	13.0	120.73	34.0	102.93	9.5	136.63
01/28	5.5	86.45	8.5	102.21	4.0	117.63	4.5	129.83	13.0	122.96	26.0	105.60	9.0	137.72
02/04	6.5	86.12	12.5	104.12	7.5	120.60	5.0	130.80	16.0	124.64	31.5	106.67	6.5	142.15
02/11	8.0	85.06	19.5	102.14	12.0	118.21	4.0	132.19	11.5	123.39	37.0	104.74	12.0	137.54
02/18	18.5	84.89	15.5	101.65	3.5	117.43	3.5	131.71	18.5	125.43	21.5	106.53	5.0	137.20
02/25	15.0	83.57	5.0	100.90	5.0	117.90	6.0	131.96	13.0	122.69	21.5	103.06	6.5	137.23
03/04	5.5	83.36	3.5	101.29	4.0	118.13	4.0	132.44	9.5	121.97	12.5	102.92	5.0	136.35
03/11	8.5	82.18	8.5	98.68	6.5	117.62	3.5	130.93	14.0	123.39	30.0	101.97	7.5	133.70
03/18	9.0	78.17	11.0	97.34	3.5	115.57	10.0	126.48	11.5	123.83	27.0	101.64	6.5	136.69
03/25	9.0	74.00	11.0	92.75	6.0	113.42	3.5	127.14	13.0	120.46	33.0	97.65	7.5	130.07
04/01	8.5	74.06	3.0	93.92	2.0	112.00	5.0	129.15	8.5	117.76	37.5	97.41	3.0	131.17
04/08	15.0	70.20	13.0	88.69	4.5	110.33	2.0	128.00	9.5	112.74	26.0	92.37	5.0	122.40
04/15	6.5	71.00	12.0	91.42	6.0	108.67	4.5	125.22	10.0	116.85	34.5	93.26	7.0	132.57
04/22	7.5	74.00	11.0	91.18	5.0	108.70	5.0	123.65	13.5	114.48	26.0	95.13	7.0	133.71
04/29	9.5	74.11	10.0	89.25	11.0	109.07	4.0	120.63	17.5	113.57	23.5	94.51	8.0	132.50
05/06	11.0	72.64	9.5	85.26	4.5	104.11	3.5	122.79	11.5	111.26	22.0	92.14	7.5	131.80
05/13	12.0	71.42	7.0	84.71	3.5	102.57	5.5	121.00	15.0	105.00	46.0	90.93	8.0	130.75
05/20	17.5	69.57	8.5	83.50	6.0	102.13	6.5	119.08	10.0	104.90	22.0	87.43	8.5	127.62
05/27	9.0	69.11	10.0	83.60	7.0	101.75	4.5	114.50	9.0	103.83	26.0	90.96	5.5	124.77
06/03	2.5	69.60	13.5	82.17	6.5	101.00	3.5	118.43	4.5	113.67	7.5	85.93	5.0	128.80
06/10	12.0	73.92	8.0	83.13	5.0	97.80	8.5	115.29	7.0	102.57	25.0	87.00	3.0	121.00
06/17	7.0	73.14	3.0	83.00	2.5	101.40	9.5	117.55	10.0	109.65	19.5	87.28	7.5	129.83
06/24	11.0	73.45	14.0	87.68	6.5	105.23	9.0	118.06	12.5	105.88	23.0	88.14	7.0	125.00
07/01	7.0	80.71	8.5	88.59	4.0	106.69	5.5	120.14	8.0	110.50	8.0	91.25	4.0	128.75
07/08	2.0	75.50	7.5	83.67	3.5	106.86	0.5	124.00	9.0	109.92	24.5	83.51	3.0	114.00
07/15	13.0	69.85	10.5	78.29	2.5	98.80	6.5	114.08	10.5	103.62	38.0	90.70	6.0	122.67
07/22	6.0	68.50	5.0	78.20	3.0	98.00	4.5	112.00	6.0	100.17	21.0	82.71	3.0	109.33
07/29	9.0	69.50	8.5	78.91	5.5	96.18	6.5	109.65	8.0	101.78	19.5	81.35	6.0	123.42
08/05	7.0	71.86	9.0	79.19	10.5	98.95	6.5	111.65	12.5	99.68	30.0	83.21	6.5	119.85
08/12	8.5	74.53	8.0	82.78	7.0	98.75	4.5	111.83	14.0	102.57	22.5	87.34	9.0	126.56
08/19	6.0	73.67	4.0	84.13	3.5	97.86	4.5	108.00	12.0	102.08	22.0	83.75	8.0	127.25
08/26	11.0	74.77	6.0	83.00	6.5	98.19	4.5	109.44	13.5	102.70	18.0	87.76	9.0	123.56
09/02	13.5	76.81	16.0	84.14	6.5	98.54	4.5	112.17	11.0	100.09	21.5	86.29	5.0	132.00
09/09	6.0	70.17	4.5	81.28	3.5	97.57	7.0	111.29	15.0	99.87	28.0	86.87	5.0	125.40
09/16	10.5	71.00	10.5	81.43	4.0	97.56	5.0	111.60	9.0	100.78	31.5	82.19	6.0	119.50
09/23	4.0	68.25	5.5	79.73	4.0	95.81	4.0	110.13	11.0	104.27	14.0	82.75	7.0	125.43
09/30	4.0	68.50	5.5	79.32	7.0	95.36	4.5	106.67	10.5	98.86	21.0	84.40	4.0	122.00
10/07	8.0	68.13	5.0	79.05	3.5	96.93	2.5	111.90	6.0	97.75	19.5	85.12	5.0	115.30
10/14	3.0	73.83	9.0	78.00	0.5	92.00	1.5	93.67	6.5	97.92	15.5	86.35	7.0	122.50
10/21	12.0	76.08	7.5	79.17	4.0	96.31	6.0	107.71	14.5	98.24	24.0	85.60	8.0	126.75
10/28	5.0	74.80	5.0	80.95	5.5	95.68	5.0	110.25	9.5	99.95	25.0	85.42	4.0	135.25
11/04	7.0	75.00	12.0	83.42	7.0	95.43	5.5	108.82	14.0	96.32	18.0	85.39	1.0	105.00
11/11	11.0	75.82	10.5	82.64	8.5	96.35	9.5	111.03	17.5	98.83	38.0	85.83	6.0	118.67
11/18	15.0	77.27	7.0	84.29	7.5	96.87	8.5	109.94	16.5	100.24	21.0	86.60	7.0	126.00
11/25	7.0	78.57	9.5	84.08	4.5	97.33	4.5	109.94	12.0	101.75	16.0	89.86	7.0	125.71
12/02	7.0	74.71	8.0	82.16	4.5	94.28	5.5	106.32	11.0	98.55	16.0	84.41	6.0	125.17
12/09	4.0	71.00	10.5	78.57	6.5	93.27	9.0	105.56	12.5	99.08	17.0	81.21	3.0	124.67
12/16	8.5	67.35	11.0	78.18	6.5	92.62	8.0	104.56	10.5	97.86	18.0	77.31	5.0	121.20
12/23	4.0	72.75	6.0	81.33	4.0	95.00	6.0	109.00	10.0	99.30	12.5	84.64	3.0	124.67
12/30	5.0	71.60	12.0	80.33	5.0	93.40	8.0	110.31	8.5	99.71	11.0	83.91	5.0	117.00
	454.0	75.34	488.5	88.34	289.5	104.73	284.0	117.05	599.0	108.81	1263.5	91.92	328.0	128.70

All averages reflect true weighted averages.

Beef Market Statistics Boneless Beef & Carcass Equivalent Index

	Fresh Processing Beef & Beef Trimmings										Carcass Equivalent			
Week Ending	Fresh 50%		Fresh 65%		Fresh 75%		Fresh 85%		Fresh 90%		CH 1-3	CH 1-3	SE 1-3	SE 1-3
	Loads	Price	Loads	Price	Loads	Price	Loads	Price	Loads	Price	550-700	700-850	550-700	700-850
01/07	95.0	30.10	19.0	57.63	12.0	72.71	7.0	93.14	51.0	102.03	104.91	104.08	98.15	96.72
01/14	158.0	30.85	18.0	57.58	19.0	73.55	10.0	95.00	60.0	104.29	106.27	105.15	100.86	99.56
01/21	135.0	34.91	16.0	59.50	15.0	74.83	15.0	95.83	40.0	104.68	105.80	104.79	101.82	100.95
01/28	127.0	37.52	25.0	61.32	18.0	76.03	10.0	99.50	48.0	106.88	107.85	106.48	104.17	103.80
02/04	142.0	37.99	21.0	62.74	10.0	81.00	7.0	100.14	50.0	107.13	106.72	104.95	104.12	102.61
02/11	149.0	41.99	27.0	64.04	9.0	80.56	9.0	100.11	52.0	107.22	104.70	102.62	103.05	100.47
02/18	125.0	46.39	24.0	67.92	15.0	83.50	7.0	101.43	46.0	110.00	106.58	105.23	105.36	102.96
02/25	153.0	39.65	37.0	64.59	18.0	82.72	7.0	98.86	37.0	108.84	105.47	104.04	103.55	101.95
03/04	104.0	37.19	37.0	61.24	15.0	78.83	9.0	92.67	41.0	102.73	104.96	103.14	102.49	101.02
03/11	125.0	38.49	16.0	60.88	7.0	78.50	3.0	98.00	17.0	107.35	105.08	103.92	103.33	101.98
03/18	139.0	33.72	16.0	58.38	5.0	77.00	9.0	94.22	39.0	104.28	103.33	101.94	101.60	100.01
03/25	87.0	27.04	23.0	51.33	14.0	71.68	6.0	88.50	40.0	97.14	99.36	97.78	98.51	96.68
04/01	99.0	29.13	27.0	49.94	15.0	68.87	7.0	87.00	44.0	90.93	97.11	95.46	94.49	92.79
04/08	136.0	36.38	41.0	52.12	13.0	71.33	6.0	87.00	49.0	94.37	96.63	95.54	95.00	93.17
04/15	128.0	38.35	33.0	59.73	11.0	73.00	5.0	91.70	38.0	98.80	98.14	97.64	95.92	94.51
04/22	130.5	33.75	23.0	55.59	19.0	70.92	3.0	84.50	41.0	94.48	95.23	94.36	92.86	91.23
04/29	143.0	36.65	32.0	54.91	14.0	69.64	12.0	83.38	51.0	89.38	97.26	96.62	92.54	91.28
05/06	129.5	38.09	26.0	54.13	15.0	68.47	12.0	76.92	34.0	85.29	98.09	97.79	91.41	90.07
05/13	120.0	31.09	27.0	50.63	13.0	64.77	7.0	77.00	48.0	84.49	96.53	95.70	88.06	86.36
05/20	129.0	27.00	28.0	49.36	18.0	65.33	8.0	78.63	56.0	87.62	95.65	94.87	85.89	83.94
05/27	146.0	33.25	22.0	52.07	16.0	67.88	11.0	83.91	39.0	94.23	96.91	96.44	87.61	85.99
06/03	117.0	43.72	37.0	57.76	18.0	70.44	10.0	87.60	53.0	98.24	95.87	95.13	86.89	85.86
06/10	104.0	47.89	40.0	61.46	19.0	71.08	3.0	84.00	38.0	94.14	97.91	97.56	89.13	88.22
06/17	173.0	39.29	35.0	55.90	14.0	69.39	12.0	78.17	62.0	89.68	99.13	98.99	89.98	89.54
06/24	145.0	41.25	18.0	58.11	2.0	71.50	34.0	81.47	31.0	94.55	98.29	97.50	89.56	88.85
07/01	91.0	41.89	27.0	61.19	4.0	73.75	29.0	85.14	42.0	93.77	97.55	96.88	88.95	88.48
07/08	124.0	40.63	37.0	57.93	20.0	67.75	18.0	79.69	46.0	89.49	96.08	95.74	89.78	89.05
07/15	133.0	41.74	33.0	53.82	13.0	62.27	18.0	74.33	39.0	85.41	94.49	93.79	89.06	87.76
07/22	120.0	44.50	34.0	55.37	12.0	61.50	30.0	73.07	30.0	82.63	93.18	92.12	85.63	83.62
07/29	135.0	48.44	38.0	58.76	12.0	63.29	35.0	74.94	39.0	84.21	93.65	92.58	85.82	83.98
08/05	124.0	54.66	24.0	64.23	9.0	67.72	18.0	77.92	14.0	88.57	95.73	94.88	87.54	85.79
08/12	105.0	47.14	33.0	61.52	15.0	69.30	24.0	76.88	40.0	87.11	97.51	96.46	88.46	87.20
08/19	150.0	41.67	33.0	56.73	24.0	66.98	18.0	73.03	18.0	84.53	94.99	93.12	85.62	84.19
08/26	156.0	45.58	39.0	58.42	18.0	67.39	27.0	76.56	42.0	86.43	93.88	91.51	84.14	82.68
09/02	143.0	48.11	27.0	60.22	14.0	69.39	31.0	78.56	32.0	86.92	91.80	89.04	83.90	81.19
09/09	174.0	46.88	38.0	59.37	23.0	68.30	41.0	76.26	35.0	87.01	94.81	92.21	86.62	84.70
09/16	157.0	43.69	32.0	58.19	17.0	67.47	31.0	75.19	41.0	84.55	98.28	95.49	89.43	87.32
09/23	176.0	43.05	26.0	54.92	22.0	66.18	30.0	73.47	33.0	81.23	99.18	96.27	89.82	87.48
09/30	119.0	37.88	39.0	51.03	22.0	62.59	44.0	70.66	32.0	77.54	99.81	97.34	90.93	87.75
10/07	109.0	39.60	38.0	50.05	27.0	60.48	41.0	70.05	48.0	78.00	98.89	96.57	87.67	84.61
10/14	70.0	46.37	44.0	54.63	30.0	64.45	41.0	75.22	47.0	83.63	101.09	98.96	88.78	85.44
10/21	112.0	44.95	23.0	56.46	18.0	67.97	33.0	78.21	39.0	88.92	103.33	101.09	88.54	85.90
10/28	125.0	38.94	35.0	54.41	30.0	67.15	28.0	77.86	35.0	84.92	100.66	99.67	88.13	85.08
11/04	116.0	46.07	50.0	57.96	32.0	67.14	44.0	73.23	54.0	80.53	102.83	101.19	89.04	87.27
11/11	112.0	44.59	35.0	56.47	27.0	66.57	36.0	73.35	53.0	84.16	103.78	100.42	90.09	87.10
11/18	128.0	42.79	38.0	55.68	15.0	66.63	29.0	74.66	49.0	82.94	103.55	100.99	91.01	88.90
11/25	95.0	43.07	31.0	53.56	20.0	66.10	31.0	74.05	49.0	83.15	103.86	100.65	91.76	88.88
12/02	135.0	43.83	42.0	52.86	25.0	65.10	26.0	72.92	61.0	82.12	102.24	99.48	91.60	88.51
12/09	130.0	38.60	46.0	48.90	29.0	60.74	25.0	69.28	39.0	78.44	101.44	98.45	90.64	87.78
12/16	126.0	36.12	39.0	49.62	31.0	59.84	29.0	72.43	77.0	81.48	100.88	97.95	89.95	87.59
12/23	83.0	38.67	34.0	51.60	22.0	62.05	24.0	75.67	57.0	87.76	101.20	98.14	90.94	88.60
12/30	108.0	35.28	30.0	54.27	21.0	63.55	25.0	83.12	47.0	91.88	99.58	96.29	90.54	88.35
	6,595.0	40.02	1,613.0	56.38	896.0	68.16	1035.0	78.06	2,243.0	91.22	99.77	98.17	92.32	90.49

Trim and process beef averages reflect true weighted averages

Beef Market Statistics

Imported Beef - CAF Ex-Dock

	East Coast											West Coast		
Week Ending	Bnls Bull 95%	Bnls Bull 90-93%	Cow 90%	CFM 85%	Fores 85-90%	Shank 85%	Chuck 85%	Trim 85%	Trim 80%	Trim 75%	Trim 70%	Trim 65%	Bnls Bull 95%	Cow 90%
01/07	110.00	105.50	104.50	96.50	101.75	98.75	94.50	81.75	72.25	61.00	56.50		110.00	103.50
01/14	112.25	107.00	105.25	98.50	102.50	101.25	97.50	83.25	74.00	63.00	58.25		111.00	104.25
01/21	111.00	106.50	105.00	97.75	102.50	100.25	95.50	82.50	73.00	62.75	58.50		109.50	
01/28	111.50	107.50	106.00	99.25	103.25	101.75	97.00	82.75	73.75	64.00	59.50		110.50	
02/04	111.25	106.50	106.50	98.50	103.50	101.75	97.25	82.50	73.50	63.00	61.50		110.50	
02/11	110.00	105.25	104.25	96.75	102.00	100.00	96.50	81.50	71.75	63.50	60.00		108.75	
02/18	110.75	106.75	105.25	98.75	103.25	100.50	97.00	83.50	73.75	66.00	61.50		109.25	
02/25	110.50	106.75	107.00	98.25	104.00	101.25	97.00	84.00	74.00	67.00	63.00		110.50	105.00
03/04	107.50		103.50	96.00	100.50	99.50	94.50	80.25	71.50		62.50		107.50	102.00
03/11	107.00	104.00	103.75	96.50	102.00	98.25	94.50	82.00	71.50				107.50	102.50
03/18	104.00		100.50	93.50	99.00	95.75	92.00	78.75	68.75				104.00	99.50
03/25	100.00		99.25	92.25	95.00	94.25		78.00	68.00				100.00	
04/01	98.00		95.25	89.00	92.50	91.00		76.50	67.00				97.00	
04/08	98.75	95.25	97.00	91.50	92.50	92.50	89.25	78.00	68.75	64.00	60.00		97.50	
04/15	97.50	96.00	95.50	89.00	91.00	91.00	86.50	77.25	67.50				97.00	
04/22	96.50	92.50	93.50	87.00	88.00	87.75	84.25	75.25	67.25		50.00		96.50	93.50
04/29	97.50	93.00	92.50	85.75	87.50	86.00	82.75	74.75	67.25				97.00	92.50
05/06	96.00		89.75	84.00	85.75	84.75	82.00	72.00	67.00	63.00	61.50			
05/13	95.00		85.50	79.00	81.50		76.50	69.50	67.00				95.50	86.00
05/20	96.75	93.00	87.25	81.50	81.75	83.75	77.75	69.50	67.00				96.50	86.00
05/27	98.25		88.75	81.75	83.00	83.50	78.25	71.50	69.00				97.75	88.25
06/03	99.00		88.50	81.00	83.75	82.25	77.50	71.50	69.50				97.50	88.00
06/10	98.00	94.00	87.75	80.25	82.25	81.50	75.50	71.00	68.25		62.00		97.75	87.50
06/17	97.50		86.50	78.50	81.75	80.50	74.50	70.00	67.50				97.50	87.25
06/24	98.50		87.00	79.50	83.00	81.25	76.00	71.00	68.50				97.75	87.00
07/01	98.50		86.75	79.00	82.50	79.50	74.00	70.00	68.00				97.75	87.00
07/08	98.50		86.50	77.50	82.50	80.50	74.50	70.50	68.50				97.50	86.25
07/15	97.50		86.50	77.00	82.50	79.25	73.00	68.75	66.50				96.50	
07/22	96.00		85.50	75.25	81.50	77.75	72.75	68.25	66.00				95.50	85.50
07/29	97.50		86.75	76.00	83.75	81.00	74.50	68.50	67.75				97.25	87.00
08/05	98.50		88.25	79.00	84.25	80.50	75.50	71.50	68.50				97.75	
08/12	98.00		88.50	79.00	85.00	80.50	76.00	71.50	69.00				97.75	88.00
08/19	98.50		88.25	78.75	84.50	80.00	76.25	71.00	68.50		61.50		98.50	88.25
08/26	98.50		88.50	78.00	84.50	82.00	76.00	70.50	68.00		62.50		98.50	88.25
09/02	99.00		90.00	79.50	85.50		77.00	71.50	68.50		63.00		99.25	89.75
09/09	101.50		91.00	80.75	87.00	82.25	78.00	72.50	69.50				101.00	90.75
09/16	103.50		91.75	82.25	89.00	84.75	80.50	74.00	69.50				103.00	91.50
09/23	104.25		92.00	81.50	88.50	84.50	80.50	72.00	68.00				103.50	92.00
09/30	102.50		88.00	80.50	86.50	83.00	79.00	71.00	68.00				102.50	87.75
10/07	102.50		87.00	80.00	87.00	82.50	79.00	71.75	67.75				101.75	86.25
10/14	102.75		89.00	83.00	88.25	86.00	81.75	74.50	70.50				102.00	88.50
10/21	105.00		92.50	87.50	92.50	89.50	85.00	78.75	72.75				104.50	92.50
10/28	104.25		91.50	86.00	93.50	87.50	83.50	78.00	71.50	66.50			103.50	
11/04	103.00		91.75	86.50	92.25	89.50	86.00	81.00	73.00	69.00			102.00	91.38
11/11	104.50		97.50	89.50	95.75	93.00	89.50	84.50	77.25	73.00			104.25	97.00
11/18	103.75		97.00	89.00	94.50		88.25	85.00	75.50				103.25	96.25
11/25	103.50		97.00	89.50	94.00		87.75	85.00	75.75				103.25	
12/02			97.00	88.50	94.25		87.00	84.50	74.00					
12/09	97.50		94.25	85.50	91.50	87.00	84.50	82.00	72.00					
12/16				86.75	90.50	87.50	85.75	82.00	72.75					
12/23	97.50			87.50	90.50	88.50	86.50	80.00	72.25				97.00	
12/30				87.50	90.00	88.00	86.25	79.00	71.50					
	101.83	101.30	93.84	86.17	90.68	88.37	83.85	76.27	70.15	65.06	60.11		101.53	91.72

Imported from Australia & New Zealand

Beef Market Statistics Cow Carcasses & Cutter Cuts

		Carcasses			Cutter Cuts								
Week Ending	Cutter Cutout	Cow Carcasses			Top Round	Flats & Eyes	S.P.B.	Pld Knuckle	Tenderloins		Ribeye Roll		Flank Steaks
		Brkrs	Boners	Cutter				2-3#	3-4#	4-6#	6-8#		
01/07	84.56	67.00	71.00	72.83	175.00	156.75	152.25	131.00	305.25	365.00	142.75	146.00	167.25
01/14	84.98	67.60	71.60	73.10	174.50	157.20	151.60	130.40	294.20	357.00	143.00	147.00	161.80
01/21	85.76	68.00	72.00	73.85	173.90	156.30	151.00	130.50	290.30	346.00	141.20	145.80	160.10
01/28	86.36	68.90	72.90	74.75	173.20	154.70	150.60	132.20	292.50	347.50	139.10	143.40	156.80
02/04	86.92	70.10	74.10	75.70	174.10	155.00	149.80	133.30	287.20	344.50	141.00	142.50	154.80
02/11	86.90	70.60	74.60	76.20	174.40	155.00	149.30	134.50	291.30	339.00	142.50	143.50	154.50
02/18	88.45	71.13	75.13	77.00	174.30	155.00	149.20	135.10	292.50	338.50	142.90	145.80	154.50
02/25	88.77	72.00	75.95	77.60	175.10	155.80	149.60	137.40	294.50	342.00	145.70	147.60	156.30
03/04	86.04	70.90	74.80	76.20	174.50	156.20	149.55	137.70	296.50	346.00	148.00	148.10	159.40
03/11	86.38	70.10	74.10	75.80	173.90	155.00	149.25	136.60	298.00	348.50	146.30	146.50	159.00
03/18	86.41	70.00	74.00	76.13	173.20	154.80	149.35	138.40	303.50	348.20	145.00	146.60	158.10
03/25	83.02	68.25	72.25	75.25	175.30	154.30	148.90	136.50	305.00	347.30	144.70	149.20	157.40
04/01	77.90	63.80	67.80	71.33	176.40	153.60	147.70	133.60	305.00	349.00	143.30	149.70	154.00
04/08	78.91	63.25	67.25	70.95	174.00	153.20	147.15	132.90	305.00	349.50	139.10	150.80	153.10
04/15	81.36	65.20	69.20	73.20	174.20	153.10	147.20	135.20	309.00	356.50	141.40	152.40	155.40
04/22	80.61	65.00	69.00	74.30	174.30	152.90	147.00	135.70	314.20	362.70	143.70	152.40	158.50
04/29	77.42	63.80	67.80	73.20	174.60	153.50	146.05	131.00	317.40	363.80	143.40	153.50	161.20
05/06	74.18	63.10	67.10	71.00	174.60	153.50	145.95	122.30	325.60	369.00	143.30	156.10	163.00
05/13	73.45	60.50	63.70	69.10	173.45	153.50	146.25	120.30	328.00	376.20	143.70	155.10	161.60
05/20	74.71	60.00	63.00	68.00	173.55	153.50	146.55	119.80	330.80	375.80	143.30	154.50	160.10
05/27	78.31	60.60	64.20	71.30	173.95	153.70	147.60	119.50	334.00	375.70	145.30	154.90	161.20
06/03	81.49	62.00	66.25	74.88	175.75	154.75	148.63	119.50	330.00	377.75	144.25	155.50	163.00
06/10	80.39	63.30	67.70	74.85	177.00	155.50	148.85	120.10	327.50	377.00	142.20	152.30	159.70
06/17	76.73	63.50	67.40	72.85	178.65	156.50	149.80	120.40	332.50	384.00	142.70	149.50	151.10
06/24	79.02	65.00	69.00	74.20	181.00	157.80	151.30	119.50	340.00	390.00	142.40	153.50	147.20
07/01	79.54	66.00	70.00	74.30	183.50	157.60	151.75	119.70	340.00	390.00	141.50	154.00	147.30
07/08	76.94	64.50	68.50	72.63	184.75	157.50	151.50	119.75	340.00	388.00	142.25	152.50	151.50
07/15	74.76	63.15	67.25	69.90	184.50	157.35	151.05	119.10	340.00	383.60	142.40	150.90	152.50
07/22	73.00	61.70	65.75	67.40	184.70	157.10	150.35	118.50	338.00	380.00	142.30	150.10	151.60
07/29	73.23	61.70	65.70	66.80	185.40	156.10	149.85	118.50	334.00	382.00	143.10	151.10	147.60
08/05	75.28	62.10	66.10	69.20	187.00	155.70	150.00	118.70	332.50	385.00	143.10	149.00	146.80
08/12	75.77	62.50	66.50	70.20	188.90	156.00	150.20	118.40	333.50	385.40	143.40	149.00	150.30
08/19	74.16	60.60	63.80	69.30	189.50	156.00	150.30	117.50	334.00	386.00	142.50	149.20	155.80
08/26	74.18	59.20	62.40	66.75	190.70	156.20	150.20	117.70	331.50	387.80	142.50	149.10	154.50
09/02	75.12	57.00	61.00	65.70	192.50	156.30	150.20	117.60	330.00	384.30	142.10	147.70	153.60
09/09	75.00	57.00	61.00	65.94	192.00	156.50	149.75	117.25	325.00	371.25	141.50	146.50	152.25
09/16	73.68	57.00	61.00	65.63	191.70	156.60	149.75	116.90	309.20	358.70	141.30	145.90	148.80
09/23	71.88	55.40	59.40	63.90	191.80	156.80	149.15	116.20	289.00	345.50	141.60	145.40	150.80
09/30	69.44	53.80	57.80	61.90	190.70	156.60	146.65	114.70	276.80	339.50	140.10	146.00	152.90
10/07	68.55	51.90	55.90	60.40	186.30	153.30	143.15	110.40	275.30	329.30	136.10	145.60	147.90
10/14	71.64	51.80	55.80	61.05	181.10	151.70	141.40	108.00	276.60	327.10	135.30	144.00	150.10
10/21	74.78	52.00	56.00	62.40	179.70	151.20	140.65	108.60	259.60	328.90	135.00	143.10	152.50
10/28	73.76	52.00	56.00	62.20	177.30	150.20	139.75	110.10	261.70	333.30	134.00	144.40	149.10
11/04	70.17	51.00	55.00	59.50	172.30	148.10	138.15	108.60	267.00	329.70	132.50	143.00	141.40
11/11	70.84	50.00	54.00	59.30	167.10	143.50	134.95	104.60	257.30	318.60	131.70	140.00	137.50
11/18	70.92	50.00	54.00	59.00	165.90	141.20	133.25	104.40	246.00	313.65	129.50	138.00	136.50
11/25	70.12	50.00	54.00	58.50	164.50	137.88	131.38	105.50	242.50	310.00	127.50	133.75	133.75
12/02	69.61	50.00	54.00	58.40	163.00	135.85	130.35	105.80	234.50	301.00	126.80	131.50	132.50
12/09	67.75	49.10	53.10	56.90	160.70	135.00	129.90	104.50	232.00	298.00	125.90	130.00	133.50
12/16	68.40	49.10	53.10	56.56	158.90	133.10	128.50	102.60	236.00	299.50	122.40	130.00	134.60
12/23	72.15	50.80	54.80	59.00	157.40	133.90	128.15	103.80	244.50	308.00	121.30	132.00	136.40
12/30	75.11	52.00	56.00	61.63	156.00	136.25	128.75	106.50	255.00	326.25	125.25	132.50	138.75
	77.21	60.67	64.61	68.61	176.94	152.20	145.57	120.72	299.83	353.21	139.48	146.47	151.73

All averages reflect simple averages.

Beef Market Statistics

Utility Cow Cuts

Utility Cow Cuts													
Week Ending	Ribeye, Lip-Off		Peeled Knuckle	Top Insides		Flats	Eyes	Striploin 1x1	Shortloin 1x1		Tenderloins		
	6-8#	8/up#		12-16#	16/up#				16/dn#	16/up#	2-3#	3-4#	4/up#
01/07	203.00	208.50	137.00	149.75	150.00	146.00	164.75	165.00	157.50	162.50	305.25	365.00	396.25
01/14	202.70	209.50	135.70	150.30	150.60	146.40	165.50	170.60	156.10	160.80	301.00	360.00	390.10
01/21	193.90	201.70	136.10	149.60	149.60	146.80	161.00	174.20	155.80	162.00	300.50	350.50	385.90
01/28	189.50	197.00	138.70	149.40	149.40	145.70	162.00	173.00	157.50	162.60	300.50	347.50	378.00
02/04	199.20	208.10	139.20	149.20	149.00	144.30	163.30	179.20	156.80	163.90	305.00	344.50	367.50
02/11	198.80	209.20	139.90	150.80	149.50	143.60	163.00	179.00	157.80	163.30	304.00	340.00	367.70
02/18	200.60	209.70	140.50	153.60	152.50	144.20	163.80	185.00	158.70	163.90	302.50	342.00	366.80
02/25	202.50	212.00	140.70	152.30	152.90	148.00	163.20	181.00	161.10	165.90	303.50	345.00	364.20
03/04	204.00	214.00	140.20	152.90	153.30	147.60	160.30	178.20	162.00	165.30	305.00	346.00	362.80
03/11	204.20	212.50	139.20	152.60	153.40	144.10	161.20	183.00	164.40	168.00	301.20	348.50	366.50
03/18	202.70	211.50	138.70	152.90	153.20	145.70	164.40	181.40	166.60	167.60	299.30	349.00	370.90
03/25	200.00	211.00	137.90	152.60	152.00	143.30	165.90	175.40	164.10	167.20	304.20	348.50	369.10
04/01	200.40	212.50	137.70	153.30	152.60	141.90	164.00	167.00	164.10	167.30	302.00	350.00	366.60
04/08	200.40	211.50	135.90	152.80	153.10	142.70	163.50	164.50	163.80	166.60	304.30	351.00	361.90
04/15	200.50	210.60	134.60	153.30	153.30	141.00	164.00	170.70	163.60	168.00	312.00	354.50	371.10
04/22	204.00	212.30	133.60	151.90	151.90	139.00	159.50	174.50	165.60	171.00	316.00	362.50	385.80
04/29	208.00	214.30	131.80	147.80	147.80	137.90	153.80	173.60	166.60	172.80	320.10	368.00	389.50
05/06	206.70	215.30	129.40	146.70	146.70	132.20	155.40	176.30	168.00	175.90	325.60	369.00	390.00
05/13	197.50	211.00	126.90	145.30	145.30	129.70	159.30	179.00	166.70	176.30	328.00	376.20	390.30
05/20	191.00	207.00	125.70	144.60	145.20	129.80	155.50	184.40	168.40	175.40	330.80	375.80	391.80
05/27	192.50	211.00	127.50	144.40	145.70	130.50	153.90	189.50	169.90	174.30	335.00	375.70	392.20
06/03	191.00	208.75	127.25	148.50	149.50	131.25	154.50	185.00	168.00	172.75	332.50	380.25	395.25
06/10	190.70	207.60	125.80	150.00	151.00	130.50	154.00	185.00	168.00	172.50	330.00	380.00	397.00
06/17	193.90	212.90	126.80	147.00	147.00	127.70	154.30	185.00	166.70	173.40	335.00	384.00	403.00
06/24	195.60	215.60	129.80	147.00	147.00	123.30	149.90	183.00	165.50	172.90	341.50	392.00	408.50
07/01	199.00	215.50	129.40	146.60	146.60	122.80	144.60	180.00	166.60	172.30	341.00	393.00	410.00
07/08	203.75	214.00	129.00	146.00	146.00	122.75	142.50	180.00	161.50	171.00	342.50	388.00	408.75
07/15	202.50	215.40	123.90	145.80	146.40	123.80	143.50	178.00	161.10	173.90	342.50	383.60	404.50
07/22	201.50	216.10	121.00	145.30	146.40	122.60	142.40	175.00	161.30	177.50	340.50	380.00	398.00
07/29	200.00	213.50	121.90	145.20	145.60	118.60	139.30	175.00	161.50	177.50	335.50	382.00	397.00
08/05	200.00	214.40	121.40	144.70	145.00	118.00	140.50	175.00	160.00	176.50	332.50	385.00	402.00
08/12	200.00	214.00	121.60	144.10	144.50	118.40	139.90	175.00	160.00	175.60	333.50	385.40	406.00
08/19	200.00	212.50	121.00	145.00	146.00	119.00	139.00	175.00	160.00	176.50	335.00	386.00	407.50
08/26	198.00	212.50	121.20	145.20	145.80	119.40	138.80	175.00	161.00	176.90	333.00	383.80	406.50
09/02	195.00	212.50	120.70	145.10	145.10	120.00	138.10	175.00	161.10	177.50	330.00	378.30	402.00
09/09	195.00	212.50	121.00	143.50	143.50	120.25	137.50	175.00	158.50	177.50	325.00	371.25	396.25
09/16	196.00	213.50	119.90	142.10	142.10	121.10	139.30	171.00	159.60	177.50	314.00	361.50	389.00
09/23	197.50	215.00	116.00	142.10	142.10	123.60	141.20	165.00	160.00	172.50	301.00	351.50	379.00
09/30	196.50	214.00	114.40	143.00	143.00	130.00	145.00	165.00	156.80	163.60	284.00	342.20	369.50
10/07	195.00	212.50	111.80	143.60	144.20	135.60	153.50	163.00	155.90	162.90	275.30	329.30	361.50
10/14	197.00	212.50	113.70	143.10	145.60	130.20	151.00	160.00	156.00	165.00	276.60	326.50	365.50
10/21	199.00	212.50	116.20	142.60	144.20	125.00	145.20	160.00	157.10	164.00	259.60	328.00	358.50
10/28	196.50	211.50	114.80	139.40	138.20	127.40	145.10	159.00	155.90	163.50	261.70	333.30	355.50
11/04	195.00	207.00	112.80	134.30	134.70	129.50	144.30	157.50	155.00	163.00	267.00	329.70	358.00
11/11	189.00	200.50	109.80	136.90	138.30	132.40	141.20	156.50	155.00	158.00	257.30	318.60	355.00
11/18	176.00	195.50	107.60	135.00	135.30	129.20	135.80	153.00	155.00	154.00	246.00	313.65	352.00
11/25	175.00	193.25	109.25	136.75	136.75	127.00	134.50	150.00	153.25	152.00	242.50	310.00	343.75
12/02	178.00	194.40	112.10	136.70	137.30	126.00	133.80	150.00	151.90	152.90	234.50	301.00	336.00
12/09	176.00	194.00	111.00	138.10	139.40	125.20	129.80	150.00	152.50	154.00	233.00	298.00	335.00
12/16	177.50	192.50	106.40	134.90	135.50	124.00	127.50	150.00	152.50	152.50	237.50	299.50	342.50
12/23	175.50	187.50	105.80	130.20	130.80	120.80	129.20	152.00	152.50	152.50	244.50	308.00	348.50
12/30	170.00	177.50	109.25	129.75	130.50	121.00	131.00	155.00	151.25	153.75	255.00	326.25	352.50
	195.34	208.49	124.99	145.26	145.58	131.48	149.49	171.11	160.31	167.43	302.41	353.82	378.25

All averages reflect simple averages.

1995

NATIONAL CARLOT MEAT TRADE
REVIEW

Beef By-Products



Livestock and Seed Program
Livestock and Grain Market News Service
Des Moines, Iowa

Beef Market Statistics Beef Drop Value & Variety Meats

Beef Variety Meats - FOB Central U.S.

Week Ending	Drop Value	Cheek Meat		Head Meat		Regular Hearts		Lips		SI Liver/2 bx		SI Liver Exp		Oxtails		Scalded Tripe	
		Lds	Price	Lds	Price	Lds	Price	Lds	Price	Lds	Price	Lds	Price	Lds	Price	Lds	Price
01/07	9.78	1.0	60.00			14.0	22.96					4.0	41.00			4.0	23.00
01/14	9.58	5.0	58.20	1.0	39.00	6.0	23.50	10.0	54.40					1.5	114.33	15.0	16.42
01/21	9.45	2.0	57.00	1.0	38.50	12.0	23.50	10.0	53.80	2.0	38.50	5.5	41.09	2.0	112.50	11.5	16.78
01/28	9.40	34.0	55.07			9.0	25.06	3.0	62.00	1.0	38.00	10.0	38.00			7.0	16.14
02/04	9.35	2.5	57.00			12.0	25.29					1.0	41.00			10.0	16.60
02/11	9.26	9.0	56.28	2.0	40.00			2.0	61.50	2.5	38.60			1.0	102.00	6.5	16.00
02/18	9.23	5.0	56.80	2.0	38.00	5.0	24.00	2.0	57.00	0.5	37.00	10.0	39.00	0.5	103.00	6.0	15.13
02/25	9.41	11.5	56.52	8.0	40.00							2.0	40.00	2.5	96.20	5.5	15.18
03/04	9.42	2.0	57.00	2.0	40.00	4.5	23.00	5.0	45.00	1.0	39.00			3.0	98.17	10.0	15.70
03/11	9.41	1.0	57.00	4.0	38.50	5.0	23.00					12.0	39.17	2.5	97.60	3.0	15.75
03/18	9.45	11.0	51.32			11.0	22.39	5.0	45.80	1.0	39.00	42.0	39.64	0.5	103.00	3.0	15.17
03/25	9.41	8.0	48.25			5.0	21.70	3.5	39.86			37.0	40.00			11.5	15.57
04/01	9.42	7.5	44.93	3.0	37.00	3.0	23.00	15.0	29.17	1.5	37.33	8.0	40.25			10.0	15.70
04/08	9.40	7.0	45.39	12.0	33.25	2.0	22.00	19.0	30.95	2.0	36.50	16.0	40.06	1.0	109.00	1.0	15.00
04/15	9.34	5.0	45.40			5.0	21.40			1.5	38.67	16.0	41.00	3.5	109.71	6.0	14.17
04/22	9.36	8.0	46.56	4.0	35.25	7.0	22.14	6.0	35.00			2.0	41.00	1.0	112.00	4.0	13.75
04/29	9.33	6.5	45.58	6.0	35.00	1.0	23.50			1.0	39.50	15.0	41.00	4.0	108.50	3.5	14.43
05/06	9.27	2.5	46.00	14.0	35.50							2.0	41.00	1.0	112.00		
05/13	9.22	18.0	42.67	1.0	37.00	4.5	24.00	14.0	31.29			5.0	41.60	1.0	110.00	2.0	13.00
05/20	9.15	18.0	36.89	4.0	34.38	3.0	24.00	3.0	32.33	1.5	39.33			1.0	110.50	37.0	11.39
05/27	9.10	17.0	36.97	1.0	38.50	0.5	24.00					53.0	38.76	1.0	105.00	25.0	12.06
06/03	9.09	18.0	39.33	3.0	38.00			6.0	31.00			2.5	39.00	6.0	105.50	2.0	12.50
06/10	9.03	15.0	47.40			23.0	22.89	1.0	32.00	1.0	39.00			1.5	108.00	10.0	12.65
06/17	8.83	1.0	50.00	1.0	39.00	2.0	23.00	1.0	31.00	5.0	39.00	4.0	41.00	2.0	110.75	19.0	11.21
06/24	8.80	6.0	49.00	1.0	39.00	5.0	23.10	4.0	32.50	1.0	40.00	8.0	41.00			12.5	12.52
07/01	8.83	13.5	47.91	9.0	40.00	8.0	22.88	1.0	33.50	3.0	37.75	11.0	36.05	5.0	111.20	10.0	11.50
07/08	8.80	5.0	46.20	2.0	40.00	10.0	22.00	4.0	32.00			15.0	38.00				
07/15	8.75	9.0	47.03	2.0	41.00	2.0	23.25	10.0	31.40	2.0	40.00	18.0	38.28	2.5	110.80	8.0	11.13
07/22	8.64	24.0	47.96	5.0	43.10	6.0	24.00					9.0	41.00	1.5	110.67	25.0	12.02
07/29	8.62	9.0	53.56	8.0	44.00			1.0	33.00			4.0	39.50	3.5	113.43	27.0	15.48
08/05	8.59	10.0	60.10	2.0	50.00	13.0	21.69			1.0	38.00	5.0	39.70	4.0	119.50	2.0	15.00
08/12	8.57	5.0	60.50	1.0	50.00	1.5	22.00			1.0	38.00	14.0	38.29	1.0	125.00	4.0	18.69
08/19	8.59	3.0	60.00			3.0	20.33			1.5	39.67	59.0	38.31	1.0	128.00		
08/26	8.61	13.0	58.54			16.0	20.94			0.5	38.00	2.0	38.50	2.0	126.00		
09/02	8.59	8.5	57.88	1.0	54.50	3.0	21.33			1.0	35.50			3.0	125.50	19.0	21.68
09/09	8.47	9.5	57.84							1.0	37.00			0.5	122.00	17.0	17.59
09/16	8.32	24.0	58.79			1.0	20.00			1.5	36.67	29.0	39.02	4.0	120.50	4.0	19.25
09/23	8.25	18.0	63.44	7.0	55.86	8.0	21.25	8.5	51.12	1.0	39.00	13.0	38.54	2.0	121.00	12.0	18.33
09/30	8.21	3.0	66.00	1.0	55.00	5.0	20.80	7.5	51.00			5.0	39.40	3.5	119.14	3.0	18.33
10/07	8.26	1.0	66.00	1.0	55.50	3.0	22.67					3.0	40.00	1.5	122.00	7.0	18.00
10/14	8.31					9.0	46.00					5.0	39.00	6.5	118.15	13.0	16.00
10/21	8.41	10.0	64.50			2.0	22.00	1.0	47.00	3.0	38.50	107.0	40.21	1.0	120.00	11.0	17.68
10/28	8.50	10.0	65.50			1.5	22.08	3.0	45.00			3.0	40.00	1.0	118.00	13.0	17.62
11/04	8.56	9.0	66.56	14.0	50.14	10.0	20.10	4.5	45.00	1.0	40.00			3.0	114.00	3.0	18.00
11/11	8.59	11.0	66.45			8.0	19.44	7.0	34.00	1.5	38.67			1.5	116.67	8.0	17.72
11/18	8.61	13.0	63.81			13.0	19.42	14.0	31.00	2.5	37.60	11.0	39.18	2.0	115.00	9.0	17.00
11/25	8.58	1.0	63.50			8.0	21.25	10.0	28.80	2.0	38.00	24.0	40.00			4.0	17.44
12/02	8.48	4.0	64.00	5.0	47.00			1.0	32.00			71.0	40.79	2.0	115.25	11.0	17.45
12/09	8.41	1.0	64.00	1.0	42.00					0.5	38.50					3.0	17.17
12/16	8.43	13.0	49.88	8.0	37.75			1.0	35.00							17.5	17.20
12/23	8.33	21.0	47.21	2.0	37.00	3.5	20.14	7.0	35.79	2.0	37.75	9.0	40.56	1.5	112.00	5.0	17.10
12/30	8.27	8.5	47.06	6.0	36.67	6.0	19.83					10.0	43.00	1.0	115.00	7.5	17.20
	8.89	478.5	52.35	145.0	40.83	271.0	22.22	199.0	38.44	48.5	38.35	682.0	39.66	91.0	112.97	468.0	15.33

All averages reflect true weighted averages.

Beef Market Statistics

Tallows, Greases, Lard & Feed Supplements

	Chicago Basis						Gulf Basis				Central Basis					
Week Ending	Loose Lard		Edible Tallow		Packer Tallow		Edible Tallow		Packer Tallow		White Grease		M.B.M. 50%		Blood Meal	
	Lds	Price	Lds	Price	Lds	Price	Lds	Price	Lds	Price	Lds	Price	Lds	Price	Lds	Price
01/07	7.0	21.25	2.0	26.00	3.0	23.00					2.0	16.75	112.0	166.49	11.0	364.55
01/14			7.0	26.50	10.0	22.75	5.0	26.50			1.0	17.75	157.0	175.73	10.0	394.00
01/21	2.0	21.25	12.0	26.50	2.0	21.50	3.0	26.50					149.0	178.90	2.0	393.75
01/28	3.0	21.25	6.0	26.50	24.0	20.90			10.0	21.00	2.0	17.50	128.0	180.05	9.0	415.00
02/04			6.0	24.50	23.0	20.00	3.0	26.00			42.0	16.32	155.0	178.06	4.0	407.50
02/11	6.0	21.29	25.0	23.92	29.0	18.21	10.0	22.00	40.0	18.38	35.0	15.50	112.0	176.66	3.0	403.33
02/18	6.0	21.08	2.0	22.25	10.0	18.00	40.0	21.00	40.0	18.00	36.0	15.40	126.0	179.62	10.0	399.00
02/25			4.0	21.50	23.0	18.43	10.0	21.00	35.0	18.00	1.0	15.75	94.0	182.74	3.0	404.33
03/04	8.0	19.63	12.0	20.67			11.0	20.50			3.0	14.33	144.0	188.19	3.0	404.33
03/11			3.0	20.50	20.0	18.00					32.0	15.22	173.0	188.28	9.0	400.00
03/18	13.0	19.19					5.0	20.50	20.0	18.00	5.0	15.00	140.0	185.68	6.0	387.83
03/25	11.0	18.91	2.0	20.50			10.0	20.50	20.0	18.00			137.0	179.62	4.0	388.50
04/01	1.0	18.75	3.0	20.50			7.0	20.50			3.0	15.00	154.0	170.34	2.0	385.50
04/08	8.0	18.56	11.0	20.50	29.0	18.00	8.0	20.50	10.0	18.00	11.0	15.00	149.0	165.24	16.0	377.19
04/15	7.0	18.50	3.0	20.50			3.0	20.50			1.0	15.00	150.0	162.56	2.0	375.00
04/22	18.0	18.00	3.0	20.50	5.0	17.50	10.0	19.50	10.0	17.50			123.0	159.64	14.0	375.71
04/29	3.0	18.00	3.0	20.00			4.0	19.50	20.0	17.50	8.0	15.00	135.0	156.49	4.0	373.75
05/06	5.0	18.00	2.0	20.00	8.0	17.50			15.0	17.50	37.0	14.96	144.0	158.01	15.0	380.00
05/13	5.0	18.25	3.0	19.50	5.0	17.50			25.0	17.50	23.0	15.00	194.0	159.16	3.0	378.33
05/20	5.0	18.50	10.0	19.50			20.0	19.50	30.0	17.50	6.0	15.25	148.0	159.99	7.0	379.36
05/27	8.0	18.50			4.0	17.50			10.0	17.50	7.0	15.29	168.0	163.43	2.0	385.00
06/03	2.0	18.75	3.0	19.50			5.0	19.50	10.0	17.50	8.0	15.56	135.0	162.39	1.0	385.00
06/10	2.0	18.75			5.0	18.00	2.0	19.50	20.0	18.50	1.0	15.75	118.0	162.38	3.0	383.33
06/17	2.0	19.00	16.0	19.80	5.0	18.75	10.0	19.50	20.0	18.75	1.0	16.00	183.0	161.14	16.0	381.88
06/24	4.0	19.50	14.0	20.32	5.0	20.00	15.0	19.83	10.0	19.00	8.0	16.06	128.0	161.81	4.0	382.50
07/01	3.0	19.58	2.0	20.50	10.0	20.00	7.0	20.50	5.0	19.75	30.0	17.00	101.0	161.02	3.0	376.67
07/08	2.0	19.75	3.0	20.75			30.0	20.33	20.0	19.75			57.0	159.75		
07/15	11.0	20.32			15.0	19.50	20.0	20.00	20.0	19.38	17.0	17.00	165.0	159.67	4.0	368.13
07/22					5.0	19.50	20.0	20.13	25.0	19.25	18.0	17.25	194.0	160.84	2.0	367.50
07/29			12.0	20.75					10.0	19.25			53.0	160.06	2.0	360.00
08/05	2.0	21.00	24.0	20.96	10.0	19.50	30.0	20.00	27.0	19.25	19.0	17.54	158.0	159.32	17.0	360.00
08/12	3.0	21.25			16.0	19.75			25.0	19.25	16.0	17.79	132.0	158.08	3.0	363.33
08/19	5.0	21.50	10.0	21.25	15.0	19.92			20.0	19.25	2.0	18.00	80.0	156.84	2.0	363.50
08/26	5.0	21.50	33.0	21.50			5.0	20.75			4.0	18.00	145.0	156.83	8.0	366.50
09/02	2.0	21.50	4.0	21.63	14.0	19.75	10.0	20.25	25.0	19.50	3.0	18.00	121.0	157.18	13.0	373.46
09/09	6.0	21.50			3.0	19.75	28.0	20.30	40.0	19.50	3.0	18.00	158.0	158.46	5.0	374.00
09/16	7.0	21.50	12.0	21.75	5.0	19.50					12.0	18.04	123.0	161.51	3.0	376.67
09/23	2.0	21.50	2.0	21.75	6.0	19.50	33.0	20.11	25.0	19.00	41.0	17.18	134.0	170.28	12.0	380.42
09/30	4.0	21.25	5.0	21.50	12.0	19.00	35.0	19.61	30.0	18.75	9.0	17.19	120.0	180.30	2.0	385.00
10/07	3.0	20.75	2.0	21.00	2.0	19.00	20.0	19.50	20.0	18.75	29.0	16.91	90.0	201.21	6.0	393.33
10/14	6.0	20.63			3.0	19.25			10.0	19.00	1.0	17.00	148.0	213.19	16.0	396.25
10/21							10.0	20.50	30.0	19.50	16.0	17.47	142.0	228.29	23.0	399.57
10/28	2.0	21.00	5.0	21.25	6.0	19.75	10.0	21.00	20.0	20.00	11.0	18.00	149.0	240.08	11.0	403.64
11/04	3.0	21.25	3.0	21.50	5.0	19.75	7.0	21.36	10.0	20.50			97.0	236.93	11.0	403.86
11/11					11.0	20.25	10.0	22.00	30.0	21.00	4.0	18.06	149.0	231.77	5.0	409.00
11/18	5.0	21.50	4.0	22.00	22.0	20.89	16.0	22.00	10.0	21.00	2.0	18.25	145.0	227.55	6.0	400.83
11/25	12.0	21.50					2.0	22.00			11.0	18.05	93.0	222.94	3.0	406.67
12/02	4.0	21.50			2.0	20.50	18.0	22.00	25.0	21.00			169.0	215.98	24.0	404.17
12/09	6.0	21.50							15.0	20.50	17.0	17.76	144.0	214.53	23.0	405.43
12/16			5.0	21.75			12.0	21.50	35.0	20.21	19.0	17.46	146.0	225.60	9.0	415.56
12/23	3.0	21.00	8.0	21.50	14.0	19.54	20.0	20.50	30.0	19.50	18.0	17.60	109.0	236.33	10.0	428.50
12/30	2.0	21.00			6.0	19.50			20.0	19.50	12.0	17.50	79.0	241.70	20.0	450.75
	224.0	20.01	286.0	21.75	392.0	19.36	524.0	20.55	872.0	19.02	587.0	16.50	6,957.0	181.23	406.0	393.05

All averages reflect true weighted averages.

Beef Market Statistics Major Packer Hides

Major Packer Hides											
Week Ending	Hvy Native Steer		Colorado Brnd Str		Butt Brnd Str		Hvy Native Heifer		Branded Heifer		Hvy Tx Str
	Cwt	Piece	Cwt	Piece	Cwt	Piece	Cwt	Piece	Cwt	Piece	
01/07	88.63	76.56	79.75	69.91	83.53	72.75	105.50	70.25	93.00	68.00	73.25
01/14	89.38	76.60	79.85	70.33	83.03	73.00	105.50	70.25	93.00	68.00	73.43
01/21	90.23	76.70	81.90	71.40	84.88	73.70	98.88	68.83	93.75	68.50	72.50
01/28	91.88	77.10	82.20	71.70	85.75	74.55	102.18	69.35	93.70	68.10	75.00
02/04	91.10	77.30	82.95	71.70	87.33	74.45	106.00	69.25	92.00	65.50	74.56
02/11	90.68	77.30	83.75	72.00	86.50	74.25	101.47	71.38	95.10	69.00	73.45
02/18	93.33	77.60	84.38	70.00	90.63	75.50	102.60	71.23	95.20	68.40	75.20
02/25	93.73	78.73	84.95	69.90	90.75	75.70	103.13	71.84	94.00	67.00	75.38
03/04	95.35	79.25	86.88	69.63	91.55	75.80	101.00	71.25	94.00	65.00	76.50
03/11	96.42	80.33	89.50	70.00	95.56	76.00	105.30	71.95	94.92	65.67	73.60
03/18	97.43	80.00	83.00	68.00	95.35	75.95	107.50	72.38	96.93	65.95	73.80
03/25	99.38	80.30	84.75	69.00	94.00	75.25	109.08	72.50	95.78	64.75	74.75
04/01	100.85	80.60	90.93	72.50	96.83	75.95	109.23	72.65	97.78	65.60	76.05
04/08	101.63	79.95	89.13	70.85	95.38	75.60	107.80	74.10	94.83	63.20	74.75
04/15	101.73	79.75	91.25	70.83	96.43	75.00	103.50	71.75	91.95	62.15	74.38
04/22	104.23	80.18	91.25	72.50	97.25	75.25	106.80	71.83	92.58	62.58	75.40
04/29	102.90	79.73	94.75	70.50	98.75	74.85	115.25	72.45	93.38	62.18	74.13
05/06	101.40	79.25	94.75	70.50	96.35	74.38	114.65	72.05	95.50	62.20	74.70
05/13	100.08	78.23	92.50	70.00	94.68	73.93	113.75	71.00	94.00	60.68	74.55
05/20	97.88	76.25	92.50	70.00	93.10	73.23	111.53	70.25	89.95	59.68	73.20
05/27	98.80	75.10			94.45	72.58	110.25	69.20	89.28	60.55	70.98
06/03	100.44	75.00			91.69	71.50	109.81	68.25	87.28	58.41	69.75
06/10	97.15	73.70	91.50	68.00	92.43	70.70	105.40	66.75	85.80	57.80	71.00
06/17	91.15	70.38	89.55	67.80	87.83	68.40	96.00	63.50	85.88	56.90	67.65
06/24	88.35	70.05	85.98	67.45	85.08	67.40	96.13	61.40	85.34	55.81	67.45
07/01	87.88	68.65	83.15	65.03	84.13	66.05	98.35	59.00	73.00	48.67	70.20
07/08	87.31	67.44	79.91	62.59	83.25	65.13	94.25	56.75	76.13	48.50	67.41
07/15	88.00	66.10	78.50	61.70	83.28	63.65	89.63	55.75	77.50	50.00	69.75
07/22	84.53	65.00	77.03	60.25	80.18	62.05	84.45	53.50	75.05	47.60	64.70
07/29	82.75	64.65	76.73	59.85	79.19	61.50	83.13	53.25	70.98	46.60	64.25
08/05	79.00	63.70	78.00	60.00			80.88	53.17	67.40	44.05	62.90
08/12	81.60	61.00			79.50	62.17	84.08	52.75	67.65	43.40	62.35
08/19	81.88	61.70	78.00	61.00	79.50	62.20	79.81	50.69	73.40	48.60	64.90
08/26	80.93	64.20	76.00	59.80	77.10	61.20	76.58	47.10	69.85	45.30	61.35
09/02	83.20	63.80	73.00	58.00	78.55	60.43	82.75	52.55	71.10	44.23	60.45
09/09	81.91	62.00			75.31	58.88	82.19	52.78	66.94	43.63	59.25
09/16	81.88	61.95	67.00	51.50	73.05	57.10	84.18	52.63	65.68	41.40	57.00
09/23	83.25	63.98	65.20	50.60	69.70	54.48	85.70	52.75	62.80	40.68	54.55
09/30	84.28	64.60	64.43	50.30	70.30	55.13	83.65	52.45	62.40	40.80	53.40
10/07	82.22	64.56	63.78	49.98	70.35	55.85	84.33	52.50	63.70	41.50	53.45
10/14	84.38	64.63	61.45	48.80	70.78	55.70	82.92	54.17	63.88	41.00	53.95
10/21	82.43	64.35	65.55	52.10	71.45	56.03	83.25	54.50	66.30	45.20	55.75
10/28	81.13	65.40	67.75	53.80	72.10	57.70	81.13	54.00	70.20	46.80	57.00
11/04	80.75	64.70	68.00	54.00	72.68	59.00	79.95	53.65	72.00	48.00	56.70
11/11	80.00	63.45	68.25	56.00	74.25	59.00	80.25	52.65			61.00
11/18	78.33	62.00	68.25	56.00	71.63	58.42	78.60	52.20	72.13	54.50	60.00
11/25	76.81	61.38			70.97	58.06	77.34	52.81	72.13	54.50	59.13
12/02	75.05	62.13	60.75	51.50	69.28	56.88	77.60	53.65	72.00	49.75	56.85
12/09	73.05	61.03	60.55	51.30	67.93	56.35	78.33	54.05	72.58	50.38	55.25
12/16	72.58	59.23	60.25	51.00	67.73	56.15	77.70	53.55	72.88	51.00	58.50
12/23	73.28	60.28	60.75	51.50	65.55	56.35	78.00	53.85			58.85
12/30	71.06	59.63	60.88	51.38	65.03	56.69	78.00	55.00	69.50	49.50	55.63
	88.14	70.14	78.11	62.61	82.58	66.23	93.75	61.49	81.24	55.14	66.34

All averages reflect simple averages. (Cwt = per hundredweight conventional; Piece = per piece cured & fleshed)

1995

NATIONAL CARLOT MEAT TRADE
REVIEW

Pork Statistical Data



Livestock and Seed Program
Livestock and Grain Market News Service
Des Moines, Iowa

1995

NATIONAL CARLOT MEAT TRADE
REVIEW

Pork Cuts & Trim



Livestock and Seed Program
Livestock and Grain Market News Service
Des Moines, Iowa

Pork Market Statistics

Pork Cutouts and Retail Pork Cuts

	Pork Cutouts				Fresh Retail Pork Cuts											
Week Ending	U.S. No 1	U.S. No 2	U.S. No 3	U.S. No 4	Cmdty	14-18# Regular Loins		Picnic Smkr RS		4-8# Boston Butts		SprRib 3.5#dn				
						Lds	1/4"	Lds	1/8"	Lds	Price	Lds	Cmdty	1/4"	Lds	Price
01/07	54.23	52.65	51.07	49.49	93.60	26.5	112.89	4.5	122.89			15.0	60.10	77.90	3.0	87.00
01/14	54.66	53.10	51.54	49.97	96.13	21.0	114.19	6.5	123.46	1.0	41.00	26.5	53.81	71.81	3.0	89.67
01/21	55.36	53.76	52.16	50.56	97.29	21.0	116.76	8.0	124.38			23.0	48.11	66.20	2.0	91.00
01/28	56.99	55.37	53.74	52.12	98.31	21.5	116.93	9.5	126.26	2.0	41.00	18.0	45.75	63.81	1.0	92.00
02/04	57.13	55.48	53.82	52.17	101.16	13.0	119.19	8.5	129.29			23.5	45.15	63.15	2.0	94.00
02/11	58.61	56.87	55.13	53.39	105.37	19.5	124.62	9.0	131.44	1.0	41.00	15.0	48.40	67.10	1.0	96.00
02/18	58.92	57.16	55.40	53.64	105.56	30.0	124.60	6.0	134.67			22.5	51.96	69.51	6.0	98.33
02/25	57.71	56.03	54.34	52.66	95.97	38.5	115.61	1.0	118.00			18.5	49.73	67.51	2.5	101.20
03/04	56.61	54.94	53.28	51.61	92.38	27.0	110.61	7.0	121.79	9.0	37.44	31.5	46.89	65.08		
03/11	56.33	54.65	52.97	51.28	96.15	13.0	114.58	11.0	122.86	3.0	39.67	15.5	47.87	65.48	4.5	105.22
03/18	57.12	55.44	53.76	52.09	99.20	19.0	117.42	11.0	126.82	2.0	38.50	22.0	46.36	64.59	0.5	105.00
03/25	56.22	54.58	52.93	51.29	97.62	21.0	117.86	5.0	118.80	7.0	36.00	19.0	46.82	65.66	3.5	106.14
04/01	54.82	53.16	51.50	49.85	93.99	17.5	113.36	14.5	119.17	4.0	34.50	15.5	51.06	69.26	1.5	105.67
04/08	52.55	50.99	49.43	47.87	90.50	28.5	109.86	1.5	123.33	1.0	33.00	27.5	48.76	66.91	2.0	109.00
04/15	53.10	51.51	49.93	48.34	93.52	17.0	113.46	7.5	120.00	2.0	33.00	11.5	49.57	67.57	0.5	109.00
04/22	54.06	52.44	50.81	49.18	96.46	24.0	116.13	2.0	124.00	3.0	37.00	12.5	49.82	67.58	1.0	107.50
04/29	53.21	51.61	50.01	48.42	93.79	44.0	113.68	8.0	119.13	10.0	30.00	26.5	50.06	68.08	4.5	108.33
05/06	52.97	51.37	49.76	48.15	94.17	26.0	113.87	0.5	120.00	2.0	32.50	17.0	53.53	71.53	4.5	112.00
05/13	54.51	52.82	51.14	49.45	100.94	11.5	120.35	19.5	125.36	2.0	28.00	22.0	60.97	78.92	9.0	116.44
05/20	55.78	54.02	52.26	50.49	103.11	32.0	123.00			1.0	32.00	26.5	69.36	87.66	1.5	121.00
05/27	57.35	55.54	53.73	51.92	107.43	7.5	126.53	7.5	131.53			11.5	78.61	96.87		
06/03	58.83	56.97	55.12	53.26	110.68	9.5	130.32	10.5	136.81			8.0	81.31	99.31	3.0	116.33
06/10	58.63	56.79	54.95	53.12	110.34	18.0	129.42	8.5	136.71			31.5	76.48	94.22	7.0	111.14
06/17	61.96	60.09	58.20	56.32	114.98	19.0	134.66	5.0	140.60	3.0	33.00	14.5	75.38	93.52	1.0	113.50
06/24	65.93	63.93	61.92	59.92	125.21	9.0	144.89	5.5	151.00	1.0	39.00	8.5	84.65	102.71	1.5	118.33
07/01	65.16	63.13	61.09	59.06	124.11	12.5	141.60	6.0	153.50	4.0	33.00	12.5	84.28	102.40	1.0	121.00
07/08	65.46	63.39	61.31	59.24	126.16	24.0	145.08	8.0	154.63	4.0	33.25	14.0	78.46	96.00	6.0	114.25
07/15	66.39	64.34	62.28	60.22	128.11	30.5	147.97	7.0	152.71	8.0	32.75	33.5	73.97	91.67	6.5	116.31
07/22	65.42	63.44	61.46	59.48	124.88	23.5	141.30	15.0	154.70	2.0	35.00	27.0	63.11	81.31	1.5	112.33
07/29	65.38	63.50	61.61	59.73	120.00	21.0	139.07	5.0	150.00	1.0	39.00	20.5	58.90	77.41	8.0	105.88
08/05	67.53	65.63	63.74	61.84	121.95	28.0	140.41	9.0	149.89	3.0	40.00	19.5	62.92	81.00	2.0	103.50
08/12	67.76	65.71	63.66	61.61	128.77	22.0	148.41	8.5	154.47	1.0	40.00	18.0	70.22	88.53	4.0	106.38
08/19	71.08	68.95	66.81	64.67	133.80	16.5	153.33	3.5	160.29	1.0	40.00	10.5	78.81	96.95	4.5	111.22
08/26	72.81	70.75	68.68	66.61	131.02	22.0	149.36	8.5	160.29			16.5	75.03	93.21	0.5	115.00
09/02	70.49	68.50	66.50	64.50	125.88	27.5	144.47	9.0	156.72	4.0	46.00	15.5	69.94	87.90	2.0	111.75
09/09	69.28	67.34	65.39	63.44	123.51	23.5	141.45	11.5	152.09	3.0	47.33	16.5	66.61	85.03	3.5	99.00
09/16	69.55	67.63	65.71	63.79	119.22	24.5	137.22	10.0	150.60			26.0	60.00	78.00	3.5	94.43
09/23	69.61	67.61	65.60	63.60	117.19	21.0	133.05	12.5	148.88	1.0	50.00	18.0	54.44	72.89	5.5	91.82
09/30	67.76	65.82	63.88	61.95	112.28	38.0	129.82	16.5	142.39			24.5	52.79	71.38	5.0	90.60
10/07	68.29	66.39	64.48	62.58	111.45	22.0	131.23	10.5	139.62	1.0	52.00	16.5	56.67	74.42	3.5	93.71
10/14	67.89	66.00	64.09	62.20	108.44	18.5	126.97	12.5	136.04			20.0	59.13	77.90	1.5	93.00
10/21	69.92	67.98	66.03	64.08	108.60	29.5	128.90	12.0	136.33			16.5	68.73	87.06	5.0	94.00
10/28	67.57	65.59	63.60	61.62	107.90	29.0	126.96	10.0	135.60	1.0	47.00	23.5	66.79	85.47	9.5	95.16
11/04	64.58	62.73	60.88	59.03	96.27	21.5	115.50	14.0	122.50	2.0	45.50	16.0	58.13	76.63	4.5	97.78
11/11	61.68	59.95	58.21	56.48	89.37	33.5	105.97	11.0	122.09	1.0	49.50	18.0	54.03	72.22	6.0	97.25
11/18	61.71	59.97	58.24	56.50	90.94	10.5	108.12	14.5	117.19			13.5	51.26	69.85	8.5	99.41
11/25	61.58	59.83	58.08	56.34	93.93	18.0	113.69	25.5	117.73	2.0	47.50	5.0	54.40	72.80	3.5	100.86
12/02	62.68	60.87	59.05	57.24	98.14	21.0	115.40	11.5	127.48	4.0	46.50	14.0	51.86	70.21	6.5	100.08
12/09	63.47	61.67	59.86	58.05	99.83	12.0	121.50	24.0	123.21	5.0	47.00	17.5	50.86	68.71	3.0	100.67
12/16	64.67	62.86	61.05	59.24	109.79	11.0	128.41	8.5	134.65			7.5	57.67	75.67	1.0	100.50
12/23	64.68	62.87	61.06	59.25	116.90	11.0	135.91	4.5	143.11	3.0	48.67	12.0	61.92	79.92	1.0	100.50
12/30	64.26	62.44	60.62	58.80	115.31	8.5	130.82	7.5	145.60			3.5	64.00	82.00	0.5	103.00
	61.74	59.93	58.11	56.30	107.07	1115.0	125.95	473.5	134.25	105.0	38.11	939.0	59.21	77.34	173.5	103.18

All retail cut averages reflect true weighted averages.

Pork Market Statistics Processing Pork Cuts

Processing Pork Cuts														
Week Ending	17-20# Sel Ham		20-26# Sel Ham		12-14# Belly		14-16# Belly		16-18# Belly		18-20# Belly		20-25# Belly	
	Lds	Price	Lds	Price	Lds	Price	Lds	Price	Lds	Price	Lds	Price	Lds	Price
01/07	48.0	46.63	51.5	42.89	39.5	33.99	43.5	33.93	27.0	31.64	12.5	26.84	2.0	18.50
01/14	51.0	47.67	57.0	49.04	38.0	34.82	41.5	34.96	23.5	32.68	10.5	27.52	2.5	21.70
01/21	35.0	53.56	58.0	52.03	29.5	35.24	35.5	35.59	11.5	32.57	12.5	27.48	2.0	22.00
01/28	46.5	57.05	45.0	55.94	21.5	39.58	27.5	39.56	11.5	38.11	16.0	32.78	2.5	23.00
02/04	57.0	55.46	60.0	51.33	21.5	37.19	31.5	38.17	8.0	37.75	4.5	36.00	2.5	24.00
02/11	48.0	57.46	66.5	53.19	33.0	35.47	37.5	36.29	17.0	35.93	11.0	35.16	2.0	26.00
02/18	64.0	57.90	38.0	55.24	34.0	33.81	43.0	34.33	9.5	34.16	13.0	33.23	2.5	26.80
02/25	57.5	57.19	43.0	54.80	33.5	35.62	29.0	35.75	14.0	34.82	14.5	33.93	2.5	28.00
03/04	46.5	58.39	27.0	55.81	30.5	35.07	55.0	35.09	18.5	35.05	11.5	33.65	2.0	28.00
03/11	35.0	56.71	63.0	53.19	32.0	34.80	51.0	34.99	25.5	34.04	13.0	33.00	3.5	28.00
03/18	35.5	54.82	42.0	50.50	26.5	39.38	38.5	38.54	17.5	37.26	9.5	34.11	4.0	29.50
03/25	43.5	53.83	39.5	49.89	19.5	38.82	31.5	37.91	12.0	37.54	4.0	35.13	2.0	30.50
04/01	26.0	52.88	37.5	47.80	27.5	33.31	34.5	34.01	15.5	33.74	14.0	31.61	2.5	30.00
04/08	39.0	47.13	51.5	43.09	31.0	33.00	30.5	33.13	12.0	32.63	10.0	32.55	1.5	31.33
04/15	41.0	46.00	45.0	43.64	28.0	33.68	36.5	34.32	12.5	33.52	15.0	31.80	2.0	29.50
04/22	35.5	46.00	66.0	43.59	26.5	34.03	31.5	34.52	25.0	33.30	12.5	32.08	4.0	28.00
04/29	54.0	46.06	51.5	44.17	20.0	32.84	33.0	33.58	16.0	32.33	13.0	30.26	4.5	26.44
05/06	34.5	46.00	69.5	43.73	23.0	31.96	28.5	32.21	31.0	30.06	25.5	26.10	3.0	25.00
05/13	48.0	46.00	61.0	41.98	20.5	31.59	31.0	31.79	7.0	30.00	7.5	25.63	2.0	23.50
05/20	49.0	45.38	74.5	40.48	19.0	29.66	26.0	30.30	12.0	29.67	16.5	25.35	1.5	23.00
05/27	31.5	44.81	49.0	39.29	26.5	32.19	25.5	32.94	11.0	32.00	8.5	29.12	2.0	25.25
06/03	36.0	44.86	46.0	40.74	20.5	31.93	34.5	33.01	11.5	32.65	10.5	31.24	1.5	26.00
06/10	52.0	43.38	69.0	40.31	22.0	32.68	30.5	33.21	10.5	32.33	7.5	32.33	3.0	26.67
06/17	31.0	44.77	57.0	47.19	16.0	38.53	18.5	38.51	8.5	38.35	8.0	36.81	3.0	32.00
06/24	39.0	49.72	70.5	51.13	17.5	42.63	18.5	42.46	7.0	41.07	5.0	40.40	1.0	36.00
07/01	32.0	52.08	39.0	53.92	18.0	36.22	19.0	36.66	12.0	36.25	4.5	37.78	1.0	37.00
07/08	28.5	55.76	44.5	59.22	22.0	36.18	20.5	37.63	5.5	37.73	5.5	35.18	1.5	35.00
07/15	41.0	58.55	46.0	61.65	28.0	42.14	33.0	42.80	5.5	40.64	6.5	38.58	2.0	37.00
07/22	42.5	54.28	57.5	58.17	15.0	43.13	32.5	45.18	4.5	42.67	5.0	41.50	1.5	39.00
07/29	41.0	56.13	41.0	56.98	22.5	48.77	27.0	52.41	5.5	49.91	6.0	48.00	2.0	43.50
08/05	31.0	61.60	46.0	62.87	13.5	50.41	18.5	51.68	6.0	53.67	3.0	53.67	1.0	47.50
08/12	28.0	60.50	32.0	64.56	20.5	40.10	27.0	42.98	9.5	43.79	5.0	44.40	2.5	41.60
08/19	37.0	65.00	45.0	64.58	21.5	48.59	29.0	51.02	8.0	48.84	4.0	47.25	3.0	41.00
08/26	40.5	63.15	53.0	63.58	14.5	59.79	15.0	62.20	5.0	60.40	2.0	54.50	0.5	46.00
09/02	37.0	62.57	39.5	64.09	32.0	58.27	17.5	63.67	5.0	64.20	1.0	56.00	1.0	48.00
09/09	43.0	62.62	42.0	64.05	36.5	57.41	21.0	65.02	6.0	63.83	6.0	59.17	0.5	51.00
09/16	46.5	64.12	38.0	65.55	16.0	58.44	23.0	61.17	5.0	61.60	2.0	61.00		
09/23	20.5	78.78	29.0	78.93	14.5	49.02	26.0	50.00	13.5	51.11	3.5	53.14		
09/30	17.5	71.54	34.0	71.93	17.0	48.91	23.5	50.19	10.0	49.80	2.5	48.60	1.0	48.50
10/07	28.5	69.07	47.0	66.50	23.0	55.07	20.0	56.98	7.0	54.71	1.0	50.00		
10/14	20.0	68.80	51.0	66.22	13.0	57.00	20.5	59.37	3.5	57.71	5.0	52.80	0.5	54.00
10/21	27.5	74.15	40.5	73.19	13.0	61.23	21.5	62.09	4.5	59.56	3.5	57.71	1.5	54.67
10/28	32.5	74.91	38.0	71.99	16.0	50.63	40.0	51.14	10.5	51.19	7.5	48.73	5.5	47.36
11/04	26.0	74.40	102.5	62.77	10.0	49.85	46.0	50.87	25.5	49.70	15.5	46.94	2.0	45.00
11/11	18.0	74.06	56.5	62.21	11.5	47.98	37.0	48.32	23.0	47.57	11.5	44.26	2.5	44.20
11/18	28.5	75.88	34.5	67.00	10.5	47.52	44.5	47.85	14.0	48.55	11.0	44.07		
11/25	48.0	71.69	44.0	66.07	22.0	45.70	29.0	46.00	14.0	45.98	11.0	41.39	1.0	40.00
12/02	24.5	75.39	70.0	63.01	16.0	44.84	41.5	45.07	13.0	45.46	16.0	41.06	1.0	38.50
12/09	29.0	73.45	52.5	60.19	16.0	49.09	37.0	49.06	9.0	48.67	10.5	45.19	3.0	40.83
12/16	51.5	62.39	39.5	57.55	19.0	53.34	22.0	53.09	10.0	52.20	5.0	48.40	1.0	46.00
12/23	41.0	58.00	41.0	54.12	17.0	52.38	25.0	52.38	11.5	50.57	9.5	48.11		
12/30	28.0	55.39	31.0	52.06	18.5	50.88	32.5	50.99	8.0	49.25	4.0	48.00		
	1,973.0	56.99	2,573.0	54.86	1,154.0	41.22	1,593.0	42.29	629.5	40.04	453.5	36.58	97.0	32.89

All averages reflect true weighted averages.

Pork Market Statistics

Pork Trimmings and Processing Pork

Fresh & Frozen Pork Trimmings																
Week Ending	Fresh 42%		Frozen 42%		Fresh 72%		Frozen 72%		Fresh Bnls		Picnics Frzn Bnls		Picnics		Fresh Jowls	
	Lds	Price	Lds	Price	Lds	Price	Lds	Price	Lds	Price	Lds	Price	Lds	Price	Lds	Price
01/07	13.5	21.83	1.0	23.00	51.5	32.99	7.0	37.29	16.0	40.38					5.0	20.10
01/14	16.5	26.70			39.5	35.03	1.0	39.00	10.0	42.30	3.0	45.00			1.0	20.00
01/21	14.5	25.93	1.0	29.00	54.0	33.60			20.0	40.40	4.0	44.00			6.0	24.00
01/28	20.0	24.31			36.0	34.11	6.0	38.25	13.0	41.08	5.0	45.00			4.5	21.89
02/04	23.0	21.52	1.0	25.50	51.0	33.06	1.5	38.00	14.5	39.10					3.5	20.00
02/11	16.5	23.79			44.0	33.98	2.0	40.50	23.0	39.65	1.0	44.00			10.5	22.48
02/18	12.0	29.08	1.0	33.00	24.0	36.42	3.0	44.00	15.0	43.73					2.5	28.80
02/25	28.0	28.49			58.5	39.17	9.0	43.39	21.0	44.95	3.0	50.83			7.0	27.43
03/04	28.5	27.28	1.0	32.00	44.0	39.01	6.0	45.50	6.5	46.00					1.0	25.00
03/11	33.0	26.55			50.5	36.88	22.0	42.00	14.0	44.54	2.0	51.00			4.5	23.44
03/18	32.0	25.73			47.0	34.68	19.0	41.00	18.0	42.39					8.0	21.50
03/25	16.5	24.61			15.0	33.40	2.0	40.50	7.0	41.71					4.5	23.00
04/01	29.5	22.45			65.5	30.29	14.5	37.10	21.0	37.57	1.0	45.00			6.0	20.33
04/08	33.5	21.84			56.0	28.74	22.0	35.80	17.0	37.24	9.0	41.89			8.0	19.75
04/15	23.0	22.61			40.0	29.27	26.0	35.92	17.0	37.76					7.0	19.00
04/22	28.0	23.61	7.0	30.00	57.0	32.44	9.0	37.00	20.0	39.50					8.0	20.00
04/29	40.0	22.77			68.0	34.17	1.0	38.00	12.0	38.83	4.0	44.25			7.5	20.87
05/06	46.5	21.25	4.5	24.11	70.5	32.67	11.0	35.07	31.0	37.55	1.0	44.00			5.0	19.20
05/13	40.0	19.88			59.5	29.38	11.0	34.45	23.0	34.83					8.0	18.81
05/20	33.5	19.27	2.0	23.00	52.5	28.04	15.0	33.00	25.5	31.82	4.0	36.00			3.5	17.57
05/27	30.0	19.22	2.0	23.50	42.0	28.10	1.0	33.00	24.5	31.29					1.5	17.00
06/03	21.0	20.90	1.0	23.00	54.0	36.46	2.0	36.00	17.0	37.53					6.0	20.00
06/10	33.5	21.84	1.0	24.00	52.0	38.23	2.0	37.00	28.0	40.36					7.0	20.14
06/17	20.5	26.88			36.0	46.25	4.0	41.75	27.0	47.04					5.0	27.00
06/24	8.0	34.44	1.0	29.00	54.0	46.71	5.0	48.00	38.0	47.95	1.0	49.00			2.0	32.00
07/01	23.5	32.47	3.0	26.83	38.5	39.29			23.0	41.65	4.0	43.50			5.0	32.80
07/08	29.5	25.54			67.5	35.82	1.0	41.00	25.5	39.63					5.0	24.20
07/15	24.5	23.10			50.0	36.78			31.5	41.68	3.0	52.00			6.0	22.00
07/22	24.5	22.96	4.0	27.50	44.5	44.17	5.0	42.40	37.0	46.54	1.0	54.00			2.0	22.50
07/29	18.0	26.72	11.0	28.36	53.0	50.61	2.0	46.00	27.0	53.30	3.0	58.00			6.0	28.00
08/05	12.0	38.92	2.0	32.00	45.5	50.27	6.0	51.67	20.0	52.30	15.0	54.00			5.0	38.40
08/12	29.5	37.36	2.0	35.00	70.5	44.29	4.0	52.00	25.0	47.26	1.0	52.00			6.0	35.83
08/19	30.5	31.28	1.0	38.00	59.5	44.76	9.0	49.67	22.0	47.73	3.0	51.67			2.0	29.00
08/26	29.0	28.26	2.0	33.50	55.5	54.42	3.0	50.00	28.0	56.68	1.0	57.00			4.0	26.50
09/02	33.5	26.22	2.0	32.00	61.0	48.07	14.0	52.79	31.0	50.13	2.0	57.00			7.5	24.40
09/09	21.0	27.71			59.0	49.54	3.0	53.33	24.5	51.04	8.0	55.38			1.0	28.00
09/16	31.0	33.37	1.0	30.00	51.0	51.82	6.0	59.00	20.0	54.05	8.0	60.13			6.0	34.17
09/23	14.0	38.68	1.0	39.00	51.5	52.51	20.0	58.35	20.5	53.41	1.0	60.00			4.0	38.00
09/30	25.0	35.92	6.0	42.00	43.5	56.14	20.0	62.20	18.0	57.00	9.0	62.22				
10/07	35.5	34.65			65.5	65.34	5.0	68.30	15.0	67.13					3.0	34.00
10/14	34.0	28.94	1.0	40.00	52.5	57.96	12.0	63.79	19.0	59.74					7.0	27.86
10/21	38.0	27.80	2.0	34.00	50.0	56.45	7.0	62.43	22.0	57.75	4.0	64.50			5.5	25.82
10/28	37.0	25.38			81.0	44.96	15.0	50.20	20.0	48.95	6.0	55.50			2.0	23.50
11/04	31.5	26.00			51.0	43.17	25.0	49.46	21.0	46.81	1.0	56.00			3.5	23.00
11/11	31.5	26.10			45.0	43.03	12.0	49.08	21.0	46.86	1.0	56.00			1.0	23.00
11/18	22.0	27.14	2.0	34.00	37.0	43.55	13.0	49.00	19.0	46.89					4.0	23.00
11/25	31.5	25.68	9.0	32.22	49.0	42.38	21.0	49.00	24.5	46.45					1.0	23.00
12/02	37.5	24.83			54.5	41.56	19.0	47.63	25.0	45.80					3.0	23.00
12/09	35.5	24.15	4.5	30.00	57.0	40.47	25.0	46.78	20.0	46.69	1.0	54.00			3.5	23.00
12/16	41.0	23.22	2.0	30.00	67.0	40.46	13.0	46.23	16.0	48.03	4.0	58.00			4.0	23.00
12/23	32.5	23.29	16.0	30.00	48.5	44.57	13.0	49.62	10.0	54.10					3.0	23.00
12/30	27.5	23.24			44.5	46.67	5.0	52.00	9.0	54.78					5.0	23.00
	1421.5	25.89	95.0	30.50	2,675.0	41.22	480.0	46.28	1073.5	45.43	114.0	52.19			237.5	24.26

All averages reflect true weighted averages.

1995

NATIONAL CARLOT MEAT TRADE
REVIEW

Pork By-Products



Livestock and Seed Program
Livestock and Grain Market News Service
Des Moines, Iowa

Pork Market Statistics Pork Variety Meats

Pork Variety Meats - FOB Central U.S.

Week Ending	Neck Bones		Feet		Tails		Cheek Meat		Reg Ears		Sq-Cut Ears		Prtl Snouts		Hearts, Dom.	
	Lds	Price	Lds	Price	Lds	Price	Lds	Price	Lds	Price	Lds	Price	Lds	Price	Lds	Price
01/07	1.0	9.00	3.5	22.36	2.0	27.88	1.0	47.00			2.0	75.50	2.5	21.90	2.0	29.00
01/14	2.0	9.00	11.5	20.33			2.0	47.00			1.5	88.33			3.0	28.00
01/21	10.5	8.00	12.0	17.67	0.5	35.00	1.0	46.00	1.0	63.00			5.0	23.20	1.0	28.00
01/28	6.5	8.73	11.5	18.07	1.0	39.00	1.0	46.00					2.5	23.20	6.0	26.00
02/04	2.5	10.00	11.5	18.09			1.0	47.00	2.0	68.50			9.5	22.26	3.0	25.33
02/11	1.0	12.00	16.0	18.36	0.5	41.00	2.0	49.00					3.0	23.33	9.0	25.22
02/18	0.5	9.00	2.0	18.50	0.5	41.00			2.0	68.00	1.0	91.00	2.5	25.20	3.0	26.00
02/25	6.0	10.17	12.5	19.40	1.0	41.00	11.0	47.82					6.0	25.83	1.0	26.00
03/04	2.0	10.00	4.0	19.88			12.0	48.67	0.5	70.00	2.0	88.00	2.0	25.00	4.0	25.00
03/11	9.5	7.53	0.5	20.00	7.0	33.29	5.0	47.00							3.0	25.00
03/18	1.5	11.33	1.0	20.00	2.0	35.00							2.5	25.60		
03/25	3.0	10.33	12.0	16.75			2.0	46.75					1.0	25.00	1.0	23.50
04/01	1.0	10.00	5.5	15.82	1.0	34.00	6.0	45.08	1.0	67.00			1.0	24.00	2.0	22.75
04/08			11.0	16.27	3.0	32.00	4.0	45.00			1.0	72.50	3.0	23.67	1.0	21.00
04/15	13.0	7.00	11.5	16.00	1.0	32.00							3.0	22.50	7.0	21.00
04/22			5.5	16.73	2.5	30.00	2.0	44.00	5.0	48.00	1.0	55.00	9.0	21.94	4.0	20.50
04/29	4.0	8.00	5.0	19.40	1.0	30.00	9.0	39.44	4.0	60.88	2.5	58.00	3.0	21.83		
05/06	3.0	10.00	18.0	16.56	0.5	30.00	6.0	37.00	1.5	55.00	1.0	58.00	5.0	21.80	4.0	20.13
05/13			2.0	15.25	3.0	25.00	2.0	37.00					2.0	22.00	2.0	19.00
05/20	2.0	7.75	3.0	15.33			3.0	36.67	3.5	48.57	1.0	70.50	2.0	19.00	2.0	19.00
05/27	5.0	6.80	2.5	16.00			2.0	37.00					8.0	19.41	2.0	19.00
06/03	0.5	9.00	5.0	15.40			4.0	36.75					1.0	21.00	5.5	17.91
06/10	1.0	7.00	10.0	14.25			8.0	39.13	1.5	56.33			1.0	22.00	14.0	18.68
06/17	1.5	8.00	4.0	16.00	0.5	25.00	4.0	41.13	2.0	48.50			2.0	24.00	6.0	20.83
06/24	1.0	9.00	4.5	14.44											2.0	21.00
07/01	3.5	7.71	6.0	14.17			1.0	50.00					9.0	24.06	3.0	20.00
07/08	1.5	8.33	1.0	14.50	1.0	25.00	1.0	50.00					2.0	25.00	2.0	20.00
07/15	5.0	7.00	9.5	15.47					1.0	53.00	1.0	63.00	1.0	25.00		
07/22	1.5	8.33	11.5	15.80	1.0	30.00	1.0	53.00			3.0	64.33	1.0	26.00	1.0	19.50
07/29	0.5	9.00	6.5	16.77			4.5	56.22					1.0	27.00	3.0	19.83
08/05			3.0	15.67	1.0	35.00	1.0	60.00			0.5	65.00	1.0	27.00	1.0	20.00
08/12	1.5	9.17	3.5	16.43			2.0	60.00					5.0	21.90	1.0	20.00
08/19	7.0	8.00	2.0	17.00	1.0	38.00	1.0	58.00			3.0	70.00	3.5	20.07		
08/26	1.0	8.00	10.5	19.86			4.0	57.38			1.0	74.00	4.0	21.25	1.0	20.00
09/02	2.5	8.00	1.5	20.67			6.0	58.00					1.0	22.00	2.0	20.00
09/09	4.0	8.50	2.5	22.40			2.0	59.25					1.0	22.50		
09/16	1.5	9.83	1.5	22.00			3.0	62.00			1.0	84.00	2.0	22.75	1.0	22.00
09/23	1.5	11.00	2.5	22.40	1.5	39.00	3.0	68.33			1.0	94.00			2.0	26.00
09/30	4.0	11.50	4.0	22.25			1.0	72.00			1.0	101.00			1.0	30.00
10/07	2.0	10.50	1.0	22.00			5.0	74.00			1.0	105.00	7.0	22.14	1.0	30.00
10/14	1.5	14.67	1.0	24.00	2.0	36.50	1.0	76.00	3.0	89.33	1.0	110.00	4.0	20.00	7.0	27.86
10/21	3.5	11.43	1.5	24.00	1.5	35.83	1.0	76.00							3.0	28.33
10/28	1.0	12.00					2.0	70.75					6.0	20.42	2.0	28.38
11/04	1.5	12.67	3.0	23.50	1.0	35.00	8.0	62.69	1.0	100.00	1.0	100.00	2.0	20.00	3.0	28.67
11/11	6.0	11.83	5.0	21.60	3.0	34.00	11.0	57.55					2.0	18.00	1.0	29.00
11/18	10.0	11.80	5.0	21.30	1.0	34.00	10.0	56.10			3.0	93.50	2.0	19.50	1.5	28.00
11/25			1.5	21.00			14.5	54.03	1.0	95.00						
12/02	1.0	11.25	1.0	20.00							3.0	95.00	2.0	17.50	2.0	26.50
12/09	1.0	11.00	8.0	18.44			1.0	52.00					12.0	18.25	2.0	25.50
12/16	4.5	10.11	4.0	17.88	1.0	30.00	14.0	50.79					1.0	20.00		
12/23	1.0	11.00	3.0	19.00	4.0	33.00	5.5	53.45								
12/30			2.0	18.00	1.0	39.00	3.0	56.67	0.5	95.00			3.0	20.67		
	146.0	9.16	287.0	17.79	47.0	33.02	194.5	51.35	30.5	62.92	33.5	80.10	149.0	21.91	128.0	23.12

All averages reflect true weighted averages.

Pork Market Statistics

Pork Variety Meats

Pork Variety Meats - FOB Central U.S.																
Week Ending	Hearts, Export		Hocks		Salivaries		Sm Stomachs		Lg Stomachs		Gr Tongue Sm		Gr Tongue Lg		Uteri	
	Lds	Price	Lds	Price	Lds	Price	Lds	Price	Lds	Price	Lds	Price	Lds	Price	Lds	Price
01/07	1.0	28.00	1.0	20.50	2.5	11.30			4.0	52.00			7.0	48.25		
01/14	3.0	28.00			4.0	11.88	1.0	54.00	3.0	50.33	5.5	45.00	4.5	45.56	0.5	54.00
01/21	4.0	26.00	1.0	18.00	2.0	13.00	4.0	55.00	2.5	54.00			3.5	43.86		
01/28	3.0	27.00	3.0	18.00	4.0	14.25	6.0	62.50	3.0	60.83	2.5	48.50	5.5	43.64		
02/04			1.0	18.00	2.0	14.88	1.5	64.33	2.0	63.50			6.0	43.42	0.5	56.00
02/11	1.0	25.00	1.0	21.50			7.0	56.14					2.5	42.50	0.5	56.00
02/18	2.0	26.00			4.0	16.00	4.0	61.75	5.0	61.80	3.5	47.43	3.0	45.17		
02/25					5.0	16.30	2.0	64.50	2.0	65.00			1.0	49.00		
03/04	2.0	26.50			6.0	17.00	3.5	65.43	1.0	67.50	2.0	57.00	2.0	52.00		
03/11					2.0	18.00	1.0	65.00					2.0	61.50		
03/18			4.0	16.25	5.5	16.91	5.0	67.60	2.0	66.00	3.0	65.00				
03/25	1.0	25.00			6.0	16.00	3.5	64.14	2.0	64.50						
04/01	1.0	23.00			5.0	16.00	4.0	63.00	3.5	62.14						
04/08	4.0	20.94			2.0	16.50	7.5	60.60					1.0	58.50		
04/15	6.0	21.17			1.0	17.00	10.0	60.55								
04/22	2.0	21.00	2.0	15.00	5.0	16.20	9.0	60.00					2.5	61.90	1.0	50.00
04/29	3.0	20.00	6.0	13.00	7.0	15.64	4.0	60.63			0.5	68.00	1.5	63.00		
05/06	1.0	19.50			4.0	16.25	3.0	60.67	11.0	56.00					0.5	64.00
05/13	2.0	20.00	3.0	14.33			3.0	59.25					1.0	61.00	1.0	51.00
05/20					7.0	15.57	2.5	58.00	2.0	56.00						
05/27	4.0	19.00			4.0	15.31	5.0	54.20	3.5	54.64			1.0	60.50		
06/03					1.0	15.00	4.0	49.50	0.5	56.00	3.0	58.00	2.0	61.50		
06/10			10.0	14.00	6.0	14.96	11.0	43.09	2.0	48.00	3.0	60.33				
06/17	1.0	20.00			3.0	14.50	9.5	43.82	4.0	41.75	1.0	62.00			1.5	57.83
06/24			0.5	17.50	7.0	14.79	2.0	43.00	4.0	39.50	5.0	60.00			0.5	57.50
07/01	3.0	20.33	1.0	15.00	7.0	15.11	2.5	47.00	2.0	38.00			1.5	56.33		
07/08					1.0	15.00	3.0	41.67	10.5	38.00					1.0	65.00
07/15	3.0	20.00							0.5	41.00			5.0	56.60		
07/22	3.5	20.71	1.0	16.00	8.0	15.13	4.5	44.56					1.0	56.00		
07/29	3.0	20.00			5.0	15.05	0.5	42.00	2.0	43.00			0.5	56.50		
08/05	2.0	22.00			2.0	15.00	1.0	42.00					1.0	57.00		
08/12	2.0	20.00	0.5	16.00	5.0	15.50							2.0	52.50		
08/19	2.0	20.00	2.0	16.50	5.0	16.20							0.5	52.50		
08/26	4.0	20.38			3.0	18.17	1.0	48.00	2.0	51.00						
09/02			2.5	16.00	2.0	20.25							1.0	52.50		
09/09	1.0	22.00			7.0	20.04							1.0	55.00	1.0	54.00
09/16	2.0	23.50			11.0	21.82	2.0	54.75								
09/23	2.0	26.00	1.0	16.00	4.0	22.25	2.0	56.75	0.5	57.00						
09/30					6.0	22.33	0.5	58.00								
10/07					1.0	22.00	1.0	57.00								
10/14	2.0	26.00	1.0	18.00	5.0	22.00	2.0	58.25								
10/21					4.0	22.13	1.5	57.33					0.5	65.00		
10/28					6.0	21.83							1.0	64.00		
11/04	2.0	28.00			4.0	21.00							1.0	65.00		
11/11					6.0	21.00	1.0	56.00					1.0	67.00	1.0	54.00
11/18	2.0	27.50			10.0	19.65	2.5	52.40					1.0	57.00		
11/25					1.0	19.00										
12/02	8.0	26.25			2.0	18.50			1.0	53.00					1.0	60.00
12/09					3.0	19.00	1.0	51.00					1.0	55.50		
12/16			2.0	17.50	5.5	17.73										
12/23					5.0	17.40										
12/30	2.0	24.50			8.0	18.19	2.5	51.00					2.0	59.13		
	84.5	23.02	43.5	15.58	221.5	17.49	141.5	55.45	75.5	51.94	29.0	54.99	67.0	51.84	10.0	56.45

All averages reflect true weighted averages.

1995

NATIONAL CARLOT MEAT TRADE
REVIEW

Lamb Statistical Data



Livestock and Seed Program
Livestock and Grain Market News Service
Des Moines, Iowa

Lamb Market Statistics Lamb Carcasses & Distributive Cuts

	Lamb Carcasses					Cutouts		Distributive Lamb Cuts							
Week Ending	CAF East Coast Basis			CH & PR 1-4		55/dn#	Hind	Legs	Drop	Trmd	Racks		Chucks	Fore	
	55/dn#	55-65#	65-75#	65/dn#	65/up#	Carc.	Saddle	Double	Loins	Loins	7/dn	7/up		Shanks	
01/07	151.25	146.25	144.25	169.70	169.70	170.00	195.00	177.50	187.50	305.00	425.00	425.00	87.50	147.50	
01/14	146.25	141.25	139.25	160.73	160.73	166.50	184.50	162.50	205.00	305.00	392.50	392.50	85.00	150.00	
01/21	146.25	141.25	139.25	155.95	155.95	162.50	172.50	155.00	205.00	305.00	380.00	380.00	85.00	150.00	
01/28	146.25	141.25	139.25	155.10	155.10	162.50	170.00	155.00	195.00	300.00	375.00	375.00	82.50	150.00	
02/04	146.25	141.25	139.25	152.95	152.95	162.50	167.50	152.50	192.50	295.00	367.50	367.50	85.00	150.00	
02/11	146.25	144.25	142.25	156.25	156.25	162.50	170.00	155.00	200.00	310.00	365.00	365.00	90.00	150.00	
02/18	151.25	149.25	147.25	161.30	161.30	164.00	185.00	157.50	235.00	332.50	370.00	370.00	92.50	160.00	
02/25	156.25	154.25	152.25	170.10	170.10	169.50	191.50	170.00	247.50	352.50	375.00	375.00	100.00	162.50	
03/04	156.25	154.25	152.25	175.80	175.80	175.00	205.00	177.50	270.00	365.00	382.50	382.50	105.00	164.50	
03/11	156.25	154.25	152.25	175.18	175.18	174.00	205.00	177.50	275.00	372.50	377.50	377.50	100.00	167.50	
03/18	156.25	154.25	152.25	174.25	174.25	174.00	207.50	180.00	277.50	379.50	370.00	370.00	92.50	167.50	
03/25	156.25	154.25	152.25	175.48	175.48	172.50	217.50	200.00	264.50	370.00	365.00	365.00	90.00	177.50	
04/01	156.25	154.25	152.25	176.13	176.13	172.50	222.50	210.00	252.50	365.00	362.50	362.50	85.00	177.50	
04/08	156.25	154.25	152.25	176.10	176.10	172.50	227.50	217.50	225.00	355.00	352.50	352.50	80.00	180.00	
04/15	156.25	154.25	152.25	182.48	182.48	175.00	240.00	235.00	225.00	355.00	357.50	357.50	77.50	180.00	
04/22	156.25	154.25	152.25	176.28	176.28	174.50	230.00	210.00	222.50	355.00	357.50	357.50	77.50	177.50	
04/29	156.25	154.25	152.25	170.55	170.55	174.00	201.00	185.00	242.50	355.00	375.00	375.00	82.50	177.50	
05/06	158.92	158.92	158.92	175.25	175.25	176.00	207.50	180.00	260.00	380.00	402.50	402.50	87.50	180.00	
05/13	165.75	165.75	165.75	183.95	183.95	183.50	217.50	177.50	295.00	392.50	447.50	447.50	95.00	192.50	
05/20	168.25	168.25	168.25	191.65	191.65	190.00	222.50	177.50	335.00	445.00	455.00	455.00	100.00	190.00	
05/27	171.25	171.25	171.25	201.45	201.45	189.00	242.50	175.00	375.00	502.50	485.00	485.00	105.00	185.00	
06/03	174.25	174.25	174.25	205.50	205.50	195.00	247.00	177.50	387.50	517.50	500.00	500.00	109.00	187.00	
06/10	177.25	177.25	177.25	205.88	205.88	195.50	247.50	175.00	400.00	525.00	497.50	497.50	108.50	187.00	
06/17	180.25	180.25	180.25	209.35	209.35	199.00	245.00	172.50	410.00	537.50	505.00	505.00	112.50	184.50	
06/24	180.25	180.25	180.25	210.20	210.20	200.00	247.50	170.00	412.50	542.50	500.00	500.00	120.00	182.50	
07/01	180.25	180.25	180.25	208.38	208.38	200.00	242.50	162.50	400.00	535.00	497.50	497.50	125.00	182.50	
07/08	180.25	180.25	180.25	207.30	207.30	200.00	240.00	160.00	395.00	520.00	505.00	505.00	125.00	180.00	
07/15	180.25	180.25	180.25	206.33	206.33	198.50	235.00	157.50	397.50	520.00	495.00	495.00	125.00	170.00	
07/22	180.25	180.25	180.25	200.93	200.93	197.50	225.00	155.00	392.50	495.00	487.50	487.50	120.00	172.50	
07/29	180.25	180.25	180.25	195.58	195.58	195.00	220.00	152.50	380.00	475.00	475.00	475.00	120.00	170.00	
08/05	180.25	180.25	180.25	191.98	191.98	200.50	225.00	152.50	357.50	460.00	467.50	467.50	120.00	172.50	
08/12	180.25	180.25	180.25	193.38	193.38	198.50	227.50	152.50	362.50	457.50	472.50	472.50	125.00	172.50	
08/19	180.25	180.25	180.25	198.03	200.23	198.50	227.50	152.50	365.00	469.50	462.50	475.00	130.00	172.50	
08/26	180.25	180.25	180.25	199.65	202.13	198.50	227.50	160.00	357.50	455.00	460.00	475.00	135.00	170.00	
09/02	180.25	180.25	180.25	198.03	201.05	197.50	227.50	160.00	350.00	442.50	450.00	480.00	135.00	170.00	
09/09	180.25	180.25	180.25	197.08	201.20	197.50	225.00	162.00	352.50	430.00	450.00	475.00	135.00	172.50	
09/16	173.25	173.25	176.25	196.59	201.54	198.00	227.50	164.50	335.00	430.00	450.00	480.00	137.50	167.50	
09/23	170.25	170.25	173.25	195.75	200.70	195.00	225.00	172.00	320.00	417.50	447.50	480.00	136.50	167.50	
09/30	167.25	167.25	170.25	192.38	196.78	191.00	215.00	170.00	305.00	387.50	440.00	470.00	132.50	170.00	
10/07	164.25	164.25	167.25	190.50	194.63	190.00	222.50	172.00	300.00	380.00	435.00	462.50	130.00	167.50	
10/14	164.25	164.25	167.25	185.98	189.83	189.00	222.50	174.50	275.00	362.50	437.50	467.00	117.50	172.50	
10/21	160.25	160.25	160.25	184.63	188.48	185.00	222.50	172.50	270.00	352.00	437.50	467.50	115.00	170.00	
10/28	160.25	160.25	160.25	183.48	186.78	184.00	217.50	185.00	247.50	342.00	425.00	460.00	110.00	170.00	
11/04	160.25	160.25	160.25	184.33	187.08	182.50	217.50	185.00	250.00	342.50	417.50	455.00	110.00	170.00	
11/11	160.25	160.25	160.25	184.33	186.25	182.00	217.50	192.50	237.50	320.00	405.00	442.50	110.00	172.50	
11/18	160.25	160.25	160.25	182.83	184.48	180.50	217.50	187.50	225.00	300.00	417.50	437.50	110.00	177.50	
11/25	160.25	160.25	160.25	182.83	183.93	180.00	212.50	192.50	225.00	300.00	417.50	437.50	107.50	182.50	
12/02	160.25	160.25	160.25	183.38	183.93	179.00	212.50	197.50	225.00	300.00	432.50	442.50	102.50	187.50	
12/09	165.25	160.25	160.25	183.38	182.80	180.50	222.50	207.50	230.00	300.00	430.00	437.50	92.50	190.00	
12/16	165.25	160.25	160.25	185.93	183.65	183.50	230.00	220.00	230.00	302.50	432.50	435.00	87.50	200.00	
12/23	165.25	160.25	160.25	189.85	187.58	184.00	232.50	227.50	237.50	305.00	447.50	455.00	87.50	202.50	
12/30	165.25	160.25	160.25	191.23	187.83	186.50	227.50	222.50	242.50	302.50	457.50	465.00	92.50	207.50	
	164.95	163.62	163.25	185.41	186.20	183.93	217.96	177.93	289.65	390.83	428.75	437.35	105.94	174.19	

All averages reflect simple averages.

* FOB Omaha Basis

Lamb Market Statistics

Boxed Lamb Cuts - CAF East Coast Basis

Boxed Lamb Cuts - Choice and Prime 1-4													
Week	3-Way Carcass		8 Rib Rack		Cross Cut	Sq Chuck	Breast	Denver	Fore	Loins	Dbi Legs	Sngl Legs	Sngl Legs
Ending	55/dn#	55-65#	7#/dn	7#/up	Shoulder	n/o split	Sq-Cut	Ribs	Shanks	Trm'd 4x4	Trot-on	Trot-off	Bnls
01/07	166.00	163.00	407.00	427.50	100.00	117.50	35.00	140.00	154.50	365.00	167.50	189.00	262.50
01/14		162.50	407.00	407.50	100.00	112.50	35.00	140.00	160.00	347.50	160.00	180.00	252.50
01/21	159.50	154.00	395.00	412.50	97.50	110.00	35.00	150.00	157.00	342.50	155.00	172.50	240.00
01/28	159.50	154.50	389.50	400.00	99.00	112.50	33.50	140.00	160.00	345.00	160.00	175.00	237.50
02/04	159.50	155.50	379.50	400.00	99.00	115.00	35.50	140.00	165.00	342.50	165.00	177.50	237.50
02/11	163.00	157.00	379.00	379.50	101.00	112.50	35.50	140.00	162.50	350.00	170.00	185.00	242.50
02/18	165.00	160.00	379.00	387.50	102.50	115.00	37.00	140.00	165.00	352.50	175.00	189.50	260.00
02/25	168.00	165.00	379.00	395.00	107.50	129.50	39.00	140.00	170.00	375.00	182.50	199.50	265.00
03/04	171.00	167.00	379.00	407.50	110.00	134.50	40.00	140.00	172.50	380.00	190.00	207.00	277.50
03/11	172.00	170.00	379.00	409.50	110.00	132.00	40.00	140.00	175.00	397.50	197.50	214.50	290.00
03/18	171.00	168.00	379.00	409.50	105.00	129.50	40.00	135.00	177.50	402.50	200.00	214.50	285.00
03/25	172.00	170.00	379.00	407.00	97.50	124.50	40.00	140.00	177.50	395.00	210.00	227.00	305.00
04/01	172.00	170.00	359.00	402.50	92.50	122.00	40.00	140.00	175.00	400.00	217.50	237.00	320.00
04/08	172.00	170.00	359.00	400.00	87.50	122.00	41.00	140.00	172.50	400.00	220.00	239.50	322.50
04/15	172.00	170.00	359.00	400.00	90.00	122.00	37.00	140.00	172.50	400.00	222.50	249.50	337.50
04/22	172.00		344.00	407.50	90.00	117.00	36.00	140.00	179.50	397.50	215.00	232.00	280.00
04/29	172.00	170.00	349.00	410.00	92.50	119.50	37.00	140.00	177.00	400.00	207.50	227.00	270.00
05/06	173.50	169.00	399.00	410.00	97.50	124.50	37.00	149.50	179.50	404.50	199.50	209.50	267.50
05/13	181.50	175.00	429.00	432.50	107.50	124.50	37.00	144.50	184.50	429.50	192.00	209.50	262.50
05/20	186.50	180.00	449.00	447.50	110.00	134.50	37.00	149.00	184.50	462.50	192.00	209.50	275.00
05/27	186.00	182.50	459.50	477.00	112.50	134.50	37.00	144.00	179.50	482.50	192.00	199.50	263.50
06/03	187.50	187.50	459.00	487.50	112.50	134.50	37.00	149.00	182.00	520.00	192.00	199.50	263.50
06/10	196.50	195.50	464.50	497.00	117.50	135.50	40.00	149.00	179.50	529.50	194.50	204.50	252.50
06/17	194.50	194.50	479.00	505.00	123.50	139.50	40.50	149.00	179.50	532.50	189.50	199.50	255.00
06/24	199.00	198.00	479.00	507.00	142.00	139.50	40.50	149.00	179.50	542.50	187.00	199.50	250.00
07/01	199.00	200.00	469.00	510.00	125.50	139.50	40.00	149.00	174.50	542.50	184.50	194.50	247.50
07/08	200.00	199.00	469.00	510.00	128.50	142.00	40.00	149.00	169.50	525.00	179.50	194.00	237.50
07/15	200.00	199.00	469.00	497.50	131.00	145.50	39.00	149.00	174.50	542.50	174.50	187.00	247.50
07/22		198.00	467.00	497.50	128.50	143.00	40.00	149.00	174.50	542.50	174.50	182.00	235.00
07/29	200.00	200.00	469.00	500.00	128.50	143.00	40.00	157.00	169.50	522.50	164.50	182.00	235.00
08/05	200.00	199.00	469.00	500.00	128.50	143.00	40.00	157.00	164.50	525.00	164.50	181.00	232.50
08/12		198.00	442.00	497.00	131.00	143.00	40.00	152.00	162.00	520.00	167.00	176.50	235.00
08/19			429.50	477.50	133.50	143.00	40.00	154.50	162.00	510.00	169.50	187.00	240.00
08/26	199.00	199.00	429.00	479.50	140.00	152.50	40.00	157.00	157.00	497.50	169.50	182.00	252.50
09/02	198.00	198.00	414.00	487.00	142.50	156.00	40.00	157.00	159.50	497.50	169.50	184.50	275.00
09/09	198.00	198.00	399.00	490.00	142.50	156.50	40.00	157.00	157.00	495.00	172.00	187.00	275.00
09/16	199.50	198.00	434.50	477.50	142.50	164.50	40.00	159.50	159.50	497.50	177.00	192.00	275.00
09/23	188.00	188.00	402.00	494.50	140.00	157.00	40.00	162.00	162.00	439.50	174.50	189.50	268.00
09/30	188.00	188.00	414.00	497.00	140.00	154.50	40.00	162.00	162.00	447.00	174.50	191.50	274.00
10/07	181.00	181.00	414.00	489.50	130.00	152.00	40.00	159.50	169.50	424.50	177.00	192.00	272.00
10/14	179.00	181.50	414.00	474.50	132.50	152.00	40.00	149.00	164.50	414.50	179.50	194.50	270.00
10/21	178.00	181.50	414.00	475.00	132.50	149.50	40.00	149.00	169.50	412.50	177.50	189.50	281.00
10/28	174.50	177.50	369.00	460.00	124.50	144.50	40.50	159.50	162.00	377.00	182.00	194.50	277.50
11/04	173.75	174.00	359.00	455.00	120.00	137.00	40.00	149.00	162.00	362.50	187.00	197.00	302.00
11/11	180.00	173.50	349.00	457.00	120.00	137.00	40.00	157.00	162.00	362.50	194.50	204.50	295.00
11/18	175.00		339.00	452.50	117.50	122.00	40.00	149.00	184.50	355.00	202.50	210.00	307.00
11/25	180.00		339.00	445.00	115.00	122.00	40.00	162.00	197.00	327.00	205.00	212.50	312.00
12/02		176.00	319.00	450.00	107.00	117.00	40.00	162.00	189.50	317.50	212.50	225.00	329.50
12/09			319.00	430.00	102.00	114.50	40.50	162.00	194.50	322.00	217.50	227.50	334.50
12/16		173.50	319.00	430.00	96.00	107.00	40.50	149.00	192.50	314.50	220.00	230.00	339.50
12/23		173.00	319.00	450.00	102.00	107.00	40.00		200.00	312.50	220.00	232.50	339.50
12/30		173.50	319.00	435.00	99.50	117.00	40.00	149.00	194.50	312.50	212.50	221.00	337.00
	180.98	179.48	399.75	450.87	115.11	132.23	38.90	148.92	172.53	423.36	187.63	201.69	275.01

All averages reflect simple averages.

1995

NATIONAL CARLOT MEAT TRADE
REVIEW

Veal Statistical Data



Livestock and Seed Program
Livestock and Grain Market News Service
Des Moines, Iowa

Veal Market Statistics Veal Carcasses & Distributive Veal Cuts

	Veal Carcasses *			Distributive Veal Cuts (Ch & Pr Special-Fed)									
Week Ending	Hd-On Nrthst	Hd-On N Cntrl	Hd-Off N Cntrl	Regular Foresdl	Kosher Foresdl	Hind Saddle	Loins Regular	Loins Trmd 4x4	Racks 8-Rib	Racks 7-Rib	Racks 6-Rib	Sq-Cut Chuck	Full Shoulder
01/07	173.25	170.04	190.50	155.00	176.00	275.00	275.00	450.00	342.50	375.00	425.00	122.50	162.50
01/14	166.94	170.08	190.50	150.00	172.50	272.50	267.50	447.50	325.00	352.50	387.50	112.00	155.00
01/21	162.38	161.67	181.17	150.00	172.50	257.50	247.50	435.00	315.00	335.00	362.50	112.50	152.50
01/28	161.13	163.06	182.63	150.00	172.50	257.50	247.50	435.00	315.00	335.00	362.50	112.50	152.50
02/04	160.50	162.31	181.88	150.00	175.00	250.00	240.00	437.50	305.00	320.00	375.00	111.50	155.00
02/11	160.72	161.81	181.31	150.00	175.00	250.00	240.00	437.50	305.00	320.00	375.00	111.50	155.00
02/18	161.09	160.13	179.31	150.00	175.00	252.50	242.50	437.50	300.00	307.50	375.00	115.00	155.00
02/25	162.17	164.79	184.83	150.00	175.00	257.50	247.50	437.50	295.00	302.50	375.00	117.50	162.50
03/04	162.94	167.63	187.71	150.00	170.00	255.00	252.50	425.00	295.00	312.50	360.00	120.00	147.50
03/11	164.28	169.00	189.38	150.00	170.00	255.00	252.50	425.00	295.00	312.50	360.00	120.00	147.50
03/18	166.28	166.94	187.13	150.00	170.00	260.00	252.50	455.00	292.50	320.00	367.50	120.00	152.50
03/25	167.00	167.88	188.06	150.00	170.00	260.00	252.50	455.00	292.50	320.00	367.50	120.00	152.50
04/01	166.25	166.72	187.16	150.00	170.00	262.50	247.50	455.00	292.50	320.00	367.50	120.00	152.50
04/08	166.25	161.75	181.16	150.00	170.00	262.50	250.00	462.50	292.50	320.00	367.50	120.00	157.50
04/15	164.56	165.50	185.54	150.00	172.50	262.50	250.00	462.50	292.50	320.00	367.50	120.00	157.50
04/22	164.50	165.54	185.50	150.00	172.50	262.50	250.00	462.50	292.50	320.00	367.50	120.00	157.50
04/29	161.44	161.83	181.29	152.50	170.00	250.00	247.50	462.50	262.50	300.00	360.00	112.50	155.00
05/06	160.69	160.92	180.21	152.50	170.00	250.00	247.50	462.50	262.50	300.00	360.00	112.50	155.00
05/13	160.31	158.63	177.67	152.50	170.00	250.00	247.50	462.50	277.50	300.00	360.00	112.50	150.00
05/20	160.31	162.75	182.31	152.50	170.00	250.00	247.50	462.50	272.50	300.00	360.00	112.50	150.00
05/27	160.00	162.56	182.13	152.50	170.00	250.00	247.50	462.50	272.50	300.00	360.00	112.50	150.00
06/03	160.42	161.94	181.38	152.50	170.00	250.00	247.50	462.50	272.50	300.00	360.00	112.50	150.00
06/10	160.56	163.21	182.83	152.50	167.50	247.50	242.50	437.50	275.00	305.00	345.00	107.50	150.00
06/17	160.56	164.94	184.81	152.50	167.50	250.00	242.50	437.50	280.00	312.50	350.00	112.50	150.00
06/24	160.81	166.46	186.54	152.50	167.50	255.00	247.50	442.50	280.00	312.50	360.00	112.50	155.00
07/01	163.19	166.54	186.54	152.50	167.50	257.50	250.00	450.00	287.50	315.00	367.50	112.50	155.00
07/08	163.67	166.50	186.50	152.50	167.50	257.50	257.50	450.00	295.00	330.00	367.50	112.50	155.00
07/15	165.50	167.67	188.17	150.00	167.50	257.50	257.50	475.00	295.00	322.50	362.50	111.50	150.00
07/22	165.00	171.31	191.94	150.00	167.50	257.50	257.50	495.00	300.00	322.50	375.00	114.00	152.50
07/29	163.75	170.50	191.03	150.00	167.50	257.50	257.50	495.00	300.00	322.50	375.00	114.00	152.50
08/05	165.63	170.71	191.17	150.00	167.50	257.50	260.00	495.00	300.00	322.50	375.00	114.00	152.50
08/12	166.19	170.08	190.50	150.00	167.50	265.00	265.00	497.50	300.00	322.50	375.00	115.00	152.50
08/19	170.58	173.94	194.81	150.00	167.50	265.00	265.00	497.50	300.00	322.50	375.00	115.00	152.50
08/26	177.31	176.75	198.56	160.00	177.50	277.50	277.50	500.00	325.00	350.00	397.50	125.00	160.00
09/02	186.00	190.22	213.03	162.50	175.00	305.00	305.00	505.00	360.00	390.00	435.00	127.50	162.50
09/09	192.00	191.67	214.67	167.50	187.50	312.50	312.50	575.00	380.00	410.00	447.50	132.50	167.50
09/16	195.25	196.06	219.59	172.50	190.00	325.00	327.50	575.00	387.50	415.00	462.50	137.50	170.00
09/23	195.47	197.31	221.00	172.50	190.00	327.50	327.50	575.00	395.00	430.00	485.00	142.50	170.00
09/30	194.67	204.25	228.83	172.50	190.00	327.50	327.50	575.00	395.00	430.00	485.00	142.50	170.00
10/07	194.06	196.81	220.50	172.50	190.00	327.50	327.50	562.50	400.00	430.00	485.00	137.50	167.50
10/14	191.25	191.71	214.75	167.50	190.00	325.00	325.00	547.50	387.50	425.00	480.00	135.00	167.50
10/21	189.50	191.00	215.63	165.00		325.00	322.50	537.50	372.50	425.00	480.00	132.50	165.00
10/28	183.22	181.58	203.42	155.00	175.00	300.00	300.00	512.50	372.50	402.50	440.00	117.50	152.50
11/04	177.03	177.75	199.00	157.50	175.00	290.00	290.00	492.50	362.50	397.50	435.00	112.50	150.00
11/11	171.63	172.94	193.69	150.00	167.50	282.50	282.50	487.50	342.50	380.00	430.00	105.00	147.50
11/18	169.03	173.50	194.31	150.00	167.50	282.50	282.50	487.50	342.50	380.00	430.00	105.00	147.50
11/25	168.66	169.13	189.38	150.00	170.00	272.50	270.00	482.50	342.50	380.00	430.00	105.00	147.50
12/02	167.78	165.91	185.75	150.00	170.00	272.50	270.00	470.00	342.50	380.00	430.00	105.00	147.50
12/09	168.16	166.06	185.97	150.00	170.00	272.50	270.00	480.00	342.50	380.00	430.00	105.00	147.50
12/16	165.09	162.50	182.00	150.00	170.00	267.50	267.50	475.00	340.00	375.00	430.00	95.00	147.50
12/23	163.16	159.21	178.33	150.00	170.00	267.50	267.50	475.00	340.00	375.00	430.00	95.00	147.50
12/30	161.67	159.94	179.13	150.00	170.00	267.50	267.50	475.00	340.00	375.00	430.00	95.00	147.50
	169.42	170.95	191.56	153.99	172.86	271.30	267.74	478.03	318.27	346.78	396.59	116.22	154.71

All averages reflect simple averages.

* Special Fed, Hot Basis, Choice & Prime

Veal Market Statistics

Distributive & Boxed Veal Cuts (Ch & Pr Special-Fed)

	Distributive Veal Cuts							Boxed Veal Cuts - North Central Basis						
Week Ending	Legs Double	Legs TBS	Legs BHS	Top Rnd Trimmed	Breast	Bnls Trim	Stew Meat	Fore Quarter	Kosher Foresdle	Hind Quarter	Loins Trmd 4x4	Strips Bnls 0x0	Short Tender	Rack 7-Rib
01/07	275.00	575.00	450.00	787.50	75.00	68.50	212.50	170.00	180.00	305.00	502.50	1107.50	1090.00	372.50
01/14	275.00	562.50	450.00	750.00	70.00	66.00	212.50	170.00	175.00	292.50	482.50	1097.50	1105.00	367.50
01/21	257.50	550.00	430.00	700.00	70.00	63.50	212.50	167.50	172.50	285.00	475.00	1082.50	1110.00	367.50
01/28	257.50	550.00	430.00	700.00	70.00	63.50	212.50	167.50	172.50	285.00	475.00	1082.50	1110.00	367.50
02/04	255.00	537.50	425.00	675.00	70.00	63.50	212.50	166.50	170.00	280.00	465.00	1072.50	1110.00	365.00
02/11	255.00	537.50	425.00	675.00	70.00	63.50	212.50	166.50	167.50	280.00	452.50	1062.50	1110.00	332.50
02/18	257.50	537.50	425.00	675.00	70.00	62.50	212.50	164.00	167.50	280.00	447.50	1062.50	1110.00	332.50
02/25	260.00	537.50	437.50	675.00	70.00	62.50	212.50	167.50	167.50	285.00	460.00	1072.50	1100.00	340.00
03/04	260.00	562.50	457.50	687.50	70.00	62.50	212.50	169.50	172.50	285.00	452.50	1030.00	1100.00	335.00
03/11	260.00	562.50	457.50	687.50	70.00	62.50	212.50	172.00	175.00	285.00	440.00	1030.00	1100.00	342.50
03/18	270.00	567.50	450.00	705.00	72.50	61.00	212.50	172.00	175.00	285.00	440.00	1030.00	1100.00	342.50
03/25	270.00	567.50	450.00	705.00	72.50	61.00	212.50	172.00	175.00	285.00	440.00	1030.00	1100.00	342.50
04/01	265.00	567.50	450.00	705.00	72.50	60.00	212.50	169.50	172.50	285.00	440.00	1030.00	1100.00	342.50
04/08	265.00	567.50	450.00	705.00	72.50	60.00	212.50	160.00	167.50	279.50	412.50	1015.00	1047.50	310.00
04/15	265.00	567.50	450.00	705.00	72.50	60.00	212.50	169.50	172.50	285.00	440.00	1025.00	1090.00	330.00
04/22	265.00	567.50	437.50	692.50	72.50	60.00	212.50	165.00	172.50	282.00	417.50	1025.00	1060.00	320.00
04/29	257.50	550.00	427.50	665.00	70.00	60.00	212.50	160.00	167.50	282.00	412.50	1015.00	1052.50	310.00
05/06	257.50	550.00	427.50	665.00	70.00	60.00	212.50	160.00	167.50	279.50	412.50	1015.00	1047.50	310.00
05/13	257.50	550.00	422.50	665.00	70.00	60.00	212.50	160.00	167.50	279.50	410.00	1000.00	1047.50	307.50
05/20	257.50	550.00	422.50	665.00	70.00	60.00	212.50	162.50	170.00	270.00	407.50	975.00	1025.00	290.00
05/27	257.50	550.00	422.50	665.00	70.00	60.00	212.50	162.50	170.00	272.50	407.50	977.50	1025.00	290.00
06/03	257.50	550.00	422.50	665.00	70.00	60.00	212.50	162.50	170.00	272.50	407.50	977.50	1025.00	295.00
06/10	260.00	550.00	422.50	692.50	70.00	56.00	212.50	164.50	172.00	280.00	407.50	975.00	1010.00	295.00
06/17	260.00	550.00	432.50	712.50	70.00	56.00	212.50	163.00	172.00	278.00	407.50	972.50	1010.00	305.00
06/24	260.00	550.00	432.50	747.50	70.00	53.50	212.50	163.00	172.00	278.00	412.50	972.50	1010.00	307.50
07/01	255.00	550.00	442.50	772.50	70.00	52.50	212.50	162.50	170.00	278.00	420.00	985.00	985.00	311.00
07/08	255.00	550.00	442.50	785.00	70.00	56.50	212.50	162.50	170.00	282.50	420.00	1000.00	985.00	311.00
07/15	255.00	562.50	437.50	812.50	70.00	52.50	205.00	165.00	170.00	285.00	425.00	1005.00	985.00	315.00
07/22	262.50	570.00	450.00	822.50	70.00	52.50	207.50	165.00	170.00	285.00	425.00	1005.00	987.50	315.00
07/29	262.50	570.00	450.00	822.50	65.00	52.50	207.50	165.00	170.00	285.00	427.50	1010.00	992.50	315.00
08/05	262.50	570.00	450.00	822.50	62.50	50.00	207.50	165.00	170.00	285.00	435.00	1015.00	1000.00	315.00
08/12	267.50	570.00	450.00	825.00	65.00	50.00	207.50	165.00	170.00	285.00	435.00	1015.00	1000.00	315.00
08/19	267.50	570.00	450.00	825.00	65.00	50.00	207.50	172.50	175.00	292.50	432.50	1035.00	1000.00	315.00
08/26	277.50	587.50	475.00	912.50	72.50	55.50	207.50	176.50	180.00	300.00	442.50	1067.50	1005.00	318.50
09/02	305.00	630.00	495.00	967.50	72.50	57.00	212.50	172.50	182.50	312.50	462.50	1125.00	1012.50	322.50
09/09	312.50	650.00	507.50	1000.00	75.00	57.00	222.50	175.00	192.50	322.50	477.50	1147.50	1022.50	337.50
09/16	325.00	655.00	537.50	1010.00	76.50	57.00	222.50	182.50	195.00	330.00	510.00	1177.50	1035.00	362.50
09/23	332.50	700.00	600.00	1030.00	81.50	68.00	220.00	183.50	195.00	337.50	520.00	1232.00	1037.50	385.00
09/30	332.50	700.00	600.00	1025.00	81.50	68.00	220.00	185.00	192.50	337.50	545.00	1249.50	1040.00	412.50
10/07	332.50	700.00	575.00	1012.50	81.50	63.50	220.00	185.00	192.50	337.50	545.00	1249.50	1040.00	420.00
10/14	330.00	700.00	575.00	950.00	80.00	60.00	220.00	185.00	192.50	337.50	567.50	1262.00	1040.00	420.00
10/21	320.00	682.50	550.00	937.50	80.00	60.00	220.00	182.50	192.50	330.00	557.50	1235.00	1040.00	410.00
10/28	300.00	670.00	532.50	912.50	74.00	62.00	212.50	180.00	187.50	330.00	542.50	1190.00	1037.50	387.50
11/04	290.00	610.00	500.00	887.50	74.00	61.00	215.00	177.50	187.50	318.50	530.00	1190.00	1037.50	387.50
11/11	282.50	575.00	475.00	825.00	67.50	58.50	215.00	177.50	182.50	317.50	530.00	1190.00	1037.50	375.00
11/18	282.50	575.00	475.00	825.00	67.50	58.50	215.00	177.50	180.00	312.50	522.50	1210.00	1025.00	375.00
11/25	275.00	570.00	437.50	800.00	67.50	59.50	215.00	175.00	180.00	307.50	507.50	1205.00	1025.00	375.00
12/02	275.00	570.00	450.00	815.00	65.00	59.50	215.00	170.00	175.00	302.50	500.00	1177.50	1025.00	367.50
12/09	275.00	570.00	450.00	780.00	65.00	59.50	215.00	170.00	175.00	302.50	497.50	1177.50	1025.00	362.50
12/16	267.50	570.00	425.00	747.50	65.00	60.00	212.50	170.00	175.00	302.50	497.50	1177.50	1025.00	362.50
12/23	267.50	570.00	425.00	747.50	65.00	60.00	212.50	170.00	175.00	302.50	480.00	1177.50	1025.00	362.50
12/30	267.50	570.00	425.00	747.50	65.00	60.00	212.50	170.00	175.00	302.50	480.00	1177.50	1025.00	362.50
	274.52	581.44	461.35	784.47	70.85	59.37	213.17	169.89	176.08	295.72	462.74	1085.06	1044.04	343.04

All averages reflect simple averages.

Veal Market Statistics Boxed Veal Cuts (Ch & Pr Special-Fed)

Boxed Veal Cuts - North Central Basis														
Week Ending	Ribeye	Sq-Cut Chuck	Chuck Rolls	Shoulder Clod	Legs Single	Legs Slices	Legs TBS	Legs BHS	Top Rnd Trimmed	Butt Tender	Breasts	Bnls Trim	Osso Buco Fore	Osso Buco Hind
01/07	1190.00	122.50	232.50	280.00	287.50	595.00	607.50	467.50	812.50	950.00	90.00	72.50	335.00	420.00
01/14	1152.50	117.50	215.00	275.00	280.00	570.00	592.50	427.50	760.00	950.00	85.00	70.00	317.50	420.00
01/21	1127.50	115.00	215.00	262.50	280.00	567.50	585.00	427.50	757.50	945.00	82.50	70.00	317.50	420.00
01/28	1127.50	115.00	215.00	262.50	280.00	567.50	585.00	427.50	757.50	945.00	82.50	70.00	317.50	420.00
02/04	1122.50	113.50	215.00	270.00	275.00	565.00	585.00	417.50	697.50	945.00	84.00	63.50	317.50	420.00
02/11	1050.00	113.50	215.00	270.00	272.50	565.00	585.00	415.00	682.50	945.00	84.00	63.50	317.50	420.00
02/18	1045.00	115.00	215.00	267.50	272.50	560.00	567.50	425.00	682.50	945.00	84.00	62.50	317.50	420.00
02/25	1097.50	117.50	219.00	272.50	275.00	560.00	570.00	430.00	697.50	945.00	84.00	62.50	317.50	420.00
03/04	1092.50	122.50	229.00	272.50	277.50	562.50	567.50	437.50	685.00	942.50	84.00	63.50	317.50	420.00
03/11	1092.50	117.50	230.00	277.50	277.50	565.00	582.50	437.50	672.50	920.00	85.00	62.50	317.50	420.00
03/18	1092.50	117.50	230.00	277.50	277.50	565.00	582.50	437.50	672.50	920.00	85.00	62.50	317.50	420.00
03/25	1092.50	117.50	230.00	277.50	277.50	565.00	582.50	437.50	672.50	920.00	85.00	62.50	317.50	420.00
04/01	1092.50	117.50	230.00	277.50	277.50	565.00	582.50	437.50	672.50	920.00	85.00	62.50	317.50	420.00
04/08	1012.50	115.00	232.50	272.50	267.50	562.50	557.50	415.00	657.50	872.50	82.50	62.50	307.50	415.00
04/15	1092.50	117.50	230.00	277.50	277.50	565.00	582.50	437.50	672.50	920.00	85.00	62.50	317.50	420.00
04/22	1040.00	117.50	232.50	267.50	275.00	567.50	567.50	415.00	667.50	895.00	84.00	62.50	310.00	415.00
04/29	1012.50	117.50	232.50	272.50	269.00	562.50	565.00	415.00	657.50	882.50	84.00	62.50	307.50	415.00
05/06	1012.50	115.00	232.50	272.50	267.50	562.50	557.50	415.00	657.50	872.50	82.50	62.50	307.50	415.00
05/13	1005.00	115.00	230.00	267.50	267.50	567.50	557.50	410.00	660.00	842.50	87.50	62.50	307.50	415.00
05/20	992.50	120.00	225.00	267.50	270.00	567.50	557.50	410.00	660.00	835.00	90.00	62.50	300.00	382.50
05/27	992.50	120.00	225.00	275.00	270.00	567.50	557.50	410.00	660.00	835.00	90.00	62.50	300.00	382.50
06/03	992.50	121.00	225.00	275.00	270.00	567.50	557.50	410.00	670.00	835.00	90.00	62.50	300.00	382.50
06/10	992.50	105.00	225.00	282.50	275.00	572.50	562.50	410.00	692.50	825.00	90.00	54.00	300.00	382.50
06/17	997.50	115.00	227.50	277.50	276.00	565.00	565.00	410.00	692.50	825.00	90.00	55.50	300.00	382.50
06/24	997.50	122.50	227.50	277.50	277.50	565.00	565.00	410.00	727.50	825.00	90.00	55.50	295.00	382.50
07/01	997.50	115.00	227.50	277.50	277.50	572.50	562.50	420.00	755.00	825.00	88.50	57.50	295.00	382.50
07/08	1000.00	115.00	220.00	257.50	277.50	575.00	562.50	422.50	800.00	825.00	88.50	57.50	295.00	372.50
07/15	1017.50	115.00	220.00	257.50	280.00	575.00	565.00	425.00	800.00	825.00	88.50	57.50	295.00	372.50
07/22	1017.50	115.00	220.00	257.50	280.00	575.00	565.00	425.00	827.50	825.00	88.50	57.50	295.00	372.50
07/29	1017.50	115.00	225.00	250.00	280.00	580.00	567.50	430.00	837.50	825.00	80.00	57.50	295.00	372.50
08/05	1017.50	108.50	225.00	250.00	280.00	580.00	567.50	430.00	842.50	825.00	80.00	50.00	295.00	372.50
08/12	1017.50	108.50	225.00	250.00	280.00	580.00	567.50	430.00	850.00	825.00	80.00	50.00	295.00	372.50
08/19	1010.00	112.00	225.00	250.00	287.50	582.50	571.50	430.00	875.00	830.00	81.50	51.50	295.00	372.50
08/26	1010.00	122.50	227.50	282.50	295.00	585.00	580.00	447.50	897.50	830.00	82.50	52.50	295.00	372.50
09/02	1032.50	127.50	215.00	302.50	310.00	595.00	595.00	465.00	975.00	865.00	89.00	54.00	297.50	385.00
09/09	1032.50	127.50	227.50	290.00	322.50	612.50	615.00	492.50	980.00	865.00	90.00	59.00	297.50	385.00
09/16	1075.00	140.00	235.00	300.00	325.00	630.00	650.00	547.50	1012.50	875.00	90.00	62.50	297.50	387.50
09/23	1082.50	145.00	240.00	302.50	330.00	652.50	660.00	575.00	1025.00	860.00	90.00	62.50	305.00	397.50
09/30	1112.50	147.50	240.00	330.00	329.00	677.50	677.50	585.00	1040.00	860.00	90.00	62.50	305.00	397.50
10/07	1117.50	147.50	240.00	330.00	329.00	685.00	677.50	585.00	1035.00	860.00	90.00	62.50	305.00	397.50
10/14	1127.50	147.50	240.00	330.00	329.00	685.00	677.50	585.00	1027.50	860.00	90.00	62.50	305.00	397.50
10/21	1147.50	135.00	230.00	320.00	317.50	647.50	665.00	575.00	997.50	862.50	90.00	62.50	305.00	397.50
10/28	1125.00	122.50	232.50	305.00	315.00	622.50	650.00	545.00	950.00	860.00	82.50	60.00	300.00	382.50
11/04	1125.00	117.50	230.00	305.00	302.50	620.00	645.00	515.00	932.50	850.00	80.00	60.00	300.00	382.50
11/11	1125.00	107.50	225.00	300.00	302.50	610.00	625.00	495.00	907.50	850.00	80.00	60.00	300.00	382.50
11/18	1117.50	105.00	220.00	295.00	300.00	600.00	620.00	480.00	887.50	812.50	80.00	65.00	300.00	382.50
11/25	1120.00	107.50	225.00	287.50	290.00	595.00	610.00	462.50	860.00	812.50	80.00	65.00	300.00	382.50
12/02	1077.50	110.00	225.00	272.50	280.00	570.00	567.00	437.50	850.00	787.50	80.00	65.00	300.00	377.50
12/09	1077.50	107.50	225.00	272.50	277.50	560.00	562.00	430.00	822.50	787.50	80.00	65.00	300.00	377.50
12/16	1077.50	97.50	225.00	272.50	277.50	560.00	562.00	430.00	800.00	787.50	80.00	65.00	300.00	377.50
12/23	1077.50	97.50	225.00	272.50	275.00	557.50	562.00	420.00	762.50	787.50	80.00	65.00	300.00	377.50
12/30	1077.50	97.50	225.00	272.50	275.00	557.50	562.00	420.00	762.50	787.50	80.00	65.00	300.00	377.50
	1064.38	118.02	226.45	279.23	286.48	584.76	588.83	451.88	796.35	863.89	85.10	61.35	305.19	395.34

All averages reflect simple averages.

1995

NATIONAL CARLOT MEAT TRADE
REVIEW

Livestock Statistical Data



Livestock and Seed Program
Livestock and Grain Market News Service
Des Moines, Iowa

Direct Live Cattle Market Statistics

5-Area Direct Live Cattle *

	Price				Weight				Head Count				
Price Ending	Live Steer	Live Heifer	Drsd Steer	Drsd Heifer	Live Steer	Live Heifer	Drsd Steer	Drsd Heifer	Live Steer	Live Heifer	Drsd Steer	Drsd Heifer	Total
01/07	72.55	72.32	115.05	114.93	1227	1105	1275	1135	110,838	63,671	67,492	43,043	285,044
01/14	72.78	72.78	116.10	115.88	1222	1098	1274	1131	43,871	30,253	38,465	29,512	142,101
01/21	73.32	73.23	116.71	116.64	1208	1094	1278	1135	113,124	59,987	63,752	41,269	278,132
01/28	74.73	74.60	118.88	118.69	1199	1092	1268	1134	65,962	38,164	38,397	26,409	168,932
02/04	73.86	73.84	117.77	117.70	1217	1094	1270	1126	50,538	32,975	41,211	29,198	153,922
02/11	73.29	73.15	116.27	116.18	1222	1100	1278	1141	106,900	58,629	35,908	23,301	224,738
02/18	74.81	74.79	119.34	119.14	1219	1122	1277	1127	76,216	47,958	68,375	37,569	230,118
02/25	73.51	73.51	117.30	117.01	1205	1081	1275	1128	51,765	31,577	17,123	12,833	113,298
03/04	73.69	73.56	117.24	117.10	1214	1089	1280	1129	82,337	52,549	58,065	44,499	237,450
03/11	73.52	73.31	116.60	116.61	1198	1098	1273	1128	70,164	29,443	45,179	35,399	180,185
03/18	71.22	71.27	113.81	113.74	1188	1086	1271	1131	77,053	52,015	44,796	37,017	210,881
03/25	69.17	69.14	110.31	110.16	1186	1080	1271	1127	68,334	34,592	59,295	33,427	195,648
04/01	66.70	66.71	107.23	107.14	1192	1082	1268	1126	65,502	37,686	43,324	34,843	181,355
04/08	69.21	69.15	109.43	109.13	1197	1090	1262	1124	105,292	51,920	47,005	34,166	238,383
04/15	67.90	67.92	108.30	108.07	1191	1075	1243	1118	58,816	24,320	30,079	20,468	133,683
04/22	65.90	65.90	105.08	105.00	1190	1079	1231	1104	82,835	45,459	49,998	27,992	206,284
04/29	67.75	67.73	107.25	107.20	1195	1081	1224	1109	123,859	65,075	60,758	39,494	289,186
05/06	66.51	66.62	105.67	105.81	1183	1079	1217	1107	59,606	25,330	43,588	35,435	163,959
05/13	63.73	63.59	101.38	101.31	1191	1080	1223	1099	85,685	46,906	66,182	35,379	234,152
05/20	63.56	63.45	101.16	101.12	1193	1085	1211	1116	97,458	58,573	58,018	40,654	254,703
05/27	64.05	64.02	102.42	102.26	1191	1085	1200	1116	95,773	60,220	56,653	36,425	249,071
06/03	63.05	62.98	101.63	101.46	1168	1078	1199	1113	85,238	48,539	51,486	35,006	220,269
06/10	64.88	64.82	103.57	103.47	1193	1086	1217	1117	124,318	76,958	55,656	42,989	299,921
06/17	64.82	64.81	103.35	103.14	1191	1084	1196	1122	90,599	48,399	32,715	20,605	192,318
06/24	63.80	63.76	101.78	101.64	1191	1085	1213	1117	105,678	62,472	49,272	25,250	242,672
07/01	63.15	63.09	101.43	101.16	1188	1074	1216	1099	109,216	60,962	57,938	42,533	270,649
07/08	62.99	62.94	100.79	100.57	1179	1074	1226	1106	91,776	52,332	43,424	35,933	223,465
07/15	62.31	62.24	100.26	100.04	1195	1083	1234	1112	92,583	53,395	54,729	40,426	241,133
07/22	61.05	60.97	97.77	97.64	1188	1082	1244	1114	84,838	48,403	37,118	21,506	191,865
07/29	61.36	61.35	98.41	98.32	1202	1085	1237	1134	128,916	79,531	80,198	55,011	343,656
08/05	63.79	63.62	101.25	101.01	1196	1076	1242	1121	150,013	93,605	57,248	33,003	333,869
08/12	63.49	63.40	101.13	101.00	1199	1086	1243	1110	54,706	22,574	24,565	18,033	119,878
08/19	61.79	61.78	98.85	98.64	1183	1089	1255	1127	86,974	49,333	54,133	31,091	221,531
08/26	60.70	60.72	97.62	97.26	1208	1090	1255	1127	104,096	59,957	51,144	30,203	245,400
09/02	60.23	60.16	95.65	95.59	1216	1102	1255	1118	106,513	75,886	52,812	40,294	275,505
09/09	63.81	63.75	100.33	100.29	1199	1082	1256	1124	147,568	97,830	85,669	59,407	390,474
09/16	63.90	63.84	100.33	100.19	1194	1104	1260	1125	77,105	48,144	40,975	25,353	191,577
09/23	63.89	63.89	100.31	100.35	1196	1101	1258	1126	85,852	71,935	50,131	33,393	241,311
09/30	64.64	64.71	101.11	101.19	1221	1094	1270	1136	82,831	69,913	55,418	35,666	243,828
10/07	62.91	62.92	98.82	98.85	1210	1102	1261	1138	48,785	38,723	22,654	12,637	122,799
10/14	64.29	64.24	100.67	100.62	1220	1112	1263	1138	121,521	94,898	78,035	49,072	343,526
10/21	65.53	65.62	102.58	102.85	1228	1118	1256	1145	74,044	57,736	34,002	35,084	200,866
10/28	65.69	65.73	102.72	102.81	1212	1100	1270	1136	99,331	71,888	45,047	28,822	245,088
11/04	67.05	67.04	105.88	105.98	1206	1095	1265	1130	103,904	73,865	37,494	36,686	251,949
11/11	67.72	67.71	106.97	106.89	1214	1100	1264	1138	86,273	57,819	40,001	25,323	209,416
11/18	68.83	68.84	108.67	108.73	1226	1106	1265	1234	166,612	100,999	56,247	53,990	377,848
11/25	67.93	67.99	107.73	107.94	1218	1111	1271	1137	41,589	27,160	17,132	11,317	97,198
12/02	67.54	67.66	107.51	107.53	1217	1104	1267	1155	114,857	66,236	52,134	35,617	268,844
12/09	67.02	67.05	106.95	106.99	1248	1101	1272	1167	44,422	27,863	33,314	22,744	128,343
12/16	66.05	66.10	105.97	105.99	1223	1087	1282	1140	110,221	61,055	38,101	28,641	238,018
12/23	65.89	65.86	105.79	105.85	1222	1096	1285	1147	59,618	40,043	50,613	39,522	189,796
12/30	65.00	65.02	104.87	104.97	1215	1091	1277	1140	81,167	50,370	38,460	33,410	203,407
	66.35	66.20	105.76	105.79	1203	1092	1252	1129	4,653,092	2,836,125	2,511,528	1,736,899	11,737,644

All averages reflect true weighted averages for weeks running Monday-Friday.

5-Area = TX-OK, KS, NE, IA-Sth MN, and CO.

Slaughter Sheep & Hog Market Statistics Weekly Averages & Head Counts

		Auct. Lambs *		Direct Lambs *				IA-So MN Direct Hogs			Western Cornbelt			
Week Ending	San Angelo	Midwest Markets	Texas : 110-130# Rcpts	Price	Midwest Markets Rcpts	Price	US 1-3 230-250#	Iowa Receipts	Avg Weight	170-191# Carcass Lean Value				
										45-46%	47-48%	49-50%	51-52%	
01/07	77.50	63.00	9,500	68.00	2,900	66.50	35.13	492,000	250.2	47.28	48.88	49.24	50.65	
01/14	71.00	59.88	11,000	66.00	5,800	63.00	36.80	588,000	249.5	49.16	51.24	51.44	52.86	
01/21	64.00	59.75	10,000	66.00	6,700	62.25	38.40	529,000	249.1	51.26	53.23	53.59	54.99	
01/28	63.50	61.00	11,500	66.00	5,100	61.75	40.15	560,000	248.9	53.83	55.73	56.26	57.71	
02/04	63.75	61.75	12,000	66.00	4,800	62.25	39.65	533,000	248.8	53.06	55.05	55.34	56.76	
02/11	71.50	64.88	12,000	67.25	2,800	64.75	40.10	555,000	248.7	53.36	55.51	55.80	57.22	
02/18	75.00	70.88	11,000	70.25	6,600	72.50	40.40	585,000	247.8	52.81	55.06	55.29	56.72	
02/25	76.00	75.88	12,500	72.50	5,300	72.00	39.05	551,000	248.7	52.39	54.18	54.54	56.16	
03/04	74.25	75.88	12,500	72.50	5,750	77.50	38.20	562,000	248.3	51.17	53.04	53.42	54.91	
03/11	76.50	76.13	12,000	72.50	9,000	78.00	38.75	588,000	248.1	51.70	53.44	53.98	55.44	
03/18	75.00	76.00	13,000	72.50	6,400	78.00	38.80	592,000	249.5	51.82	53.53	54.09	55.57	
03/25	72.50	73.13	12,500	72.50	4,400	77.00	38.05	572,000	249.2	50.90	52.41	53.01	54.50	
04/01	71.00	71.38	13,500	72.50	6,000	73.25	36.80	543,000	250.0	49.23	51.06	51.50	52.90	
04/08	64.50	72.00	13,000	72.50	4,900	72.25	36.20	542,000	250.1	48.47	50.10	50.55	52.06	
04/15					1,100	75.00	36.40	542,000	250.9	48.91	50.29	50.93	52.44	
04/22	68.25	73.25	13,000	72.50	3,800	74.25	35.90	565,000	252.2	48.20	49.84	50.26	51.82	
04/29	69.50	75.13	8,000	72.50	7,500	74.25	35.65	555,000	251.9	47.53	49.56	49.89	51.23	
05/06	73.50	77.38	8,500	76.00	3,900	77.50	35.95	586,000	252.6	47.87	50.01	50.20	51.64	
05/13	76.75	84.50	9,500	80.00	4,200	81.50	36.15	585,000	251.8	48.35	50.12	50.69	51.94	
05/20	78.00	84.75	9,000	81.00	6,400	86.00	38.05	533,000	251.7	51.01	52.67	53.20	54.45	
05/27	78.50	85.50	10,000	81.00	4,400	85.50	38.95	552,000	250.0	52.11	53.92	54.21	55.93	
06/03	77.50	84.50	8,000	81.00	2,900	86.00	39.19	492,000	250.4	52.32	54.42	54.64	56.11	
06/10	78.50	85.25	8,500	84.00	4,100	89.00	39.90	547,000	250.9	53.13	55.40	55.69	57.07	
06/17	77.50	85.50	9,500	83.00	2,400	88.00	42.40	524,000	249.3	56.85	58.84	59.13	60.76	
06/24		86.50	8,500	85.00	3,300	89.50	46.40	516,000	247.4	62.04	64.08	64.43	66.33	
07/01		87.00	9,000	89.00	4,900	89.50	45.95	527,000	247.2	61.47	63.66	64.00	65.65	
07/08		90.40			1,400	90.50	46.50	439,000	246.5	62.36	64.47	64.75	66.51	
07/15	84.75	91.00	8,000	90.50	4,300	91.25	48.25	524,000	245.3	64.55	66.60	66.84	68.74	
07/22	84.00	89.13	9,500	90.00	2,300	90.00	47.85	498,000	245.1	64.21	65.63	66.31	68.18	
07/29	82.50	88.63	8,500	90.00	3,600	90.00	47.90	512,000	243.8	64.06	65.46	66.78	68.39	
08/05	87.75	86.50			4,275	89.00	48.10	527,000	243.6	64.37	66.42	67.08	68.77	
08/12	87.00	85.38	2,000	90.00	4,750	88.50	48.15	524,000	243.3	64.81	66.36	67.48	69.05	
08/19	86.75	83.50	5,500	90.00	4,300	87.50	49.75	543,000	243.2	66.75	68.43	69.42	71.12	
08/26	82.50	84.25	5,000	90.00	3,775	87.00	51.50	564,000	242.4	69.23	70.77	72.09	73.78	
09/02	82.00	83.50	6,500	90.00	3,500	87.50	50.30	563,000	241.6	67.58	69.01	70.36	72.06	
09/09	81.00	86.00	5,000	90.00	5,100	87.50	48.44	499,000	243.1	64.90	66.07	67.72	69.35	
09/16	80.50	85.38	4,500	89.00	3,100	84.00	49.40	578,000	244.6	66.42	67.63	69.16	70.84	
09/23	80.38	78.50	4,500	88.00	3,500	83.75	49.40	570,000	246.0	66.22	67.78	68.90	70.61	
09/30	80.00	77.38	5,500	87.50	3,600	82.00	48.30	553,000	246.2	64.90	66.16	67.35	69.05	
10/07		76.50			200	80.00	47.40	561,000	247.4	63.63	64.82	66.16	67.87	
10/14	76.50	72.00	4,350	83.25	4,300	78.50	47.30	536,000	249.0	63.62	65.20	66.23	67.87	
10/21	76.00	72.75	5,500	83.00	3,900	76.00	46.55	589,000	250.4	62.66	64.15	65.10	66.73	
10/28	74.75	73.38	6,500	80.00	6,300	77.00	42.85	597,000	251.3	58.05	59.10	60.38	62.02	
11/04	73.00	71.38	8,500	81.00	6,600	76.00	39.55	590,000	252.4	52.96	54.49	55.45	57.01	
11/11	70.50	69.25	9,000	81.00	5,200	73.50	40.00	586,000	253.6	53.50	54.36	55.64	57.05	
11/18	73.00	71.25	7,000	80.00	6,800	72.75	39.65	619,000	252.4	53.44	54.26	55.68	57.21	
11/25		70.00			700	73.25	39.94	515,000	252.9	53.51	54.69	56.06	57.60	
12/02		70.50			2,400	73.00	41.40	599,000	252.8	55.33	56.64	57.90	59.45	
12/09	73.50	72.38	5,000	80.00	4,100	74.00	43.50	548,000	252.6	57.71	58.77	60.18	61.75	
12/16	69.50	71.25	4,500	80.00	3,400	71.50	44.80	545,000	251.2	58.93	60.24	61.53	63.10	
12/23	70.00	71.63	5,500	80.00	4,400	74.00	44.20	542,000	250.5	58.98	60.32	61.63	63.21	
12/30		72.63	4,500	79.00	3,400	75.00	44.13	508,000	251.6	58.48	59.41	60.47	62.19	
	75.68	76.77	392,350	79.44	224,550	78.65	42.36	28,545,000	248.8	56.68	58.32	59.08	60.64	

All averages reflect simple averages.

* Shorn Lambs

1995

NATIONAL CARLOT MEAT TRADE
REVIEW

Stocks in Cold Storage



Livestock and Seed Program
Livestock and Grain Market News Service
Des Moines, Iowa

1995 Stocks in Cold Storage

Stocks in All Warehouses

Month	Beef					Pork								
	Boneless Beef	% of 1994	Beef Cuts	% of 1994	Picnics Bone-in	% of 1994	Hams	% of 1994	Bellies	% of 1994	Loins Bone-in	% of 1994	Loins Boneless	% of 1994
January	393,540	99%	26,787	81%	13,239	294%	40,118	88%	62,819	112%	9,587	76%	10,157	138%
February	383,037	101%	24,695	71%	12,299	209%	52,401	108%	64,229	117%	9,755	77%	8,787	139%
March	360,060	93%	25,342	67%	13,984	186%	45,161	93%	78,976	125%	10,658	80%	9,318	120%
April	369,984	101%	22,192	64%	11,567	125%	57,839	87%	78,539	109%	10,953	77%	8,524	97%
May	338,349	100%	20,745	67%	8,596	82%	85,519	94%	77,919	99%	9,833	90%	8,722	86%
June	329,718	94%	22,547	81%	9,588	112%	109,991	104%	67,607	92%	10,446	119%	7,229	81%
July	336,618	93%	21,860	84%	8,957	112%	110,078	102%	47,055	81%	7,492	90%	8,042	91%
August	319,855	91%	24,996	90%	8,290	129%	125,885	111%	17,435	57%	6,360	72%	7,290	69%
September	322,776	86%	24,928	84%	5,032	69%	114,693	105%	6,255	34%	4,924	58%	5,466	68%
October	349,758	92%	31,084	99%	8,861	98%	94,642	95%	13,478	59%	4,627	41%	4,455	42%
November	345,246	90%	35,425	105%	11,827	105%	60,941	95%	37,092	91%	6,888	63%	6,431	67%
December*	358,381	94%	31,682	101%	6,346	58%	38,037	114%	47,589	78%	6,148	60%	8,299	87%

Month	Pork							Lamb & Veal						
	Butts	% of 1994	Ribs	% of 1994	Trim	% of 1994	Other	% of 1994	Variety Meats	% of 1994	Veal	% of 1994	Lamb & Mutton	% of 1994
January	9,468	149%	56,832	105%	43,373	108%	109,706	107%	20,353	158%	6,929	124%	11,620	126%
February	10,430	171%	58,735	108%	39,866	102%	105,499	105%	22,261	124%	9,030	211%	10,826	114%
March	10,776	125%	57,377	93%	47,990	114%	107,569	102%	22,306	91%	9,488	219%	12,679	113%
April	10,725	126%	55,245	90%	49,535	97%	100,629	98%	24,557	92%	8,593	230%	14,934	130%
May	8,840	109%	44,762	94%	52,239	114%	97,929	95%	27,463	121%	8,348	220%	13,992	123%
June	5,660	78%	28,751	89%	39,265	104%	95,163	98%	43,367	197%	8,420	184%	12,306	102%
July	5,430	98%	23,653	81%	38,064	104%	92,435	92%	53,648	225%	9,509	177%	10,679	89%
August	5,151	82%	20,842	86%	34,005	100%	85,544	90%	30,473	124%	7,941	133%	10,240	93%
September	5,984	79%	27,103	91%	29,377	81%	82,599	85%	37,681	170%	7,082	128%	7,412	80%
October	7,303	74%	33,103	86%	33,309	86%	84,315	76%	26,965	114%	7,494	137%	7,503	84%
November	7,124	73%	49,641	95%	40,625	95%	85,974	79%	30,946	145%	7,255	122%	7,846	184%
December*	9,536	141%	62,343	111%	42,940	98%	79,846	78%	25,482	149%	6,880	103%	7,380	68%

Stock poundage in thousand pounds.

* December figures are preliminary estimates, all other months reflect actual totals.

Notes:

Hams, boneless and bone-in categories discontinued.

Loins, boneless: Includes pork tenderloins

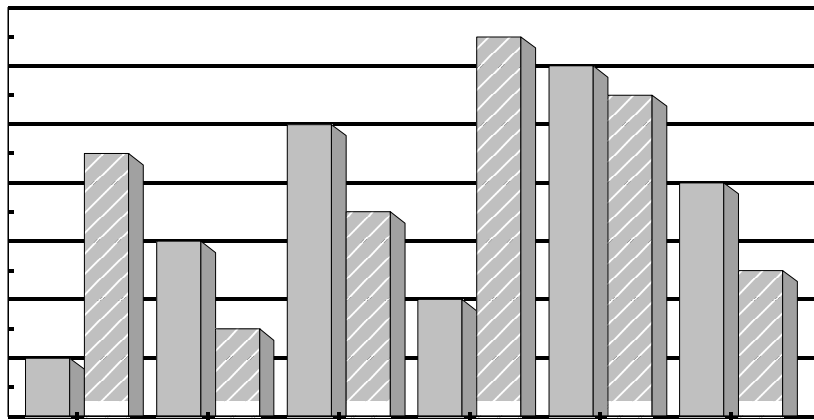
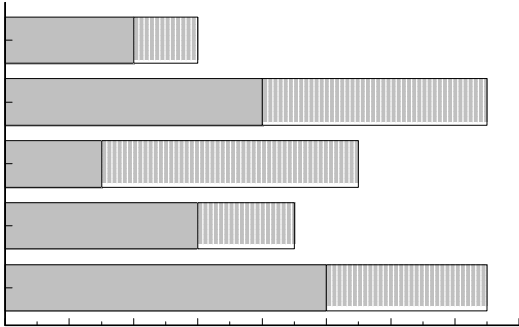
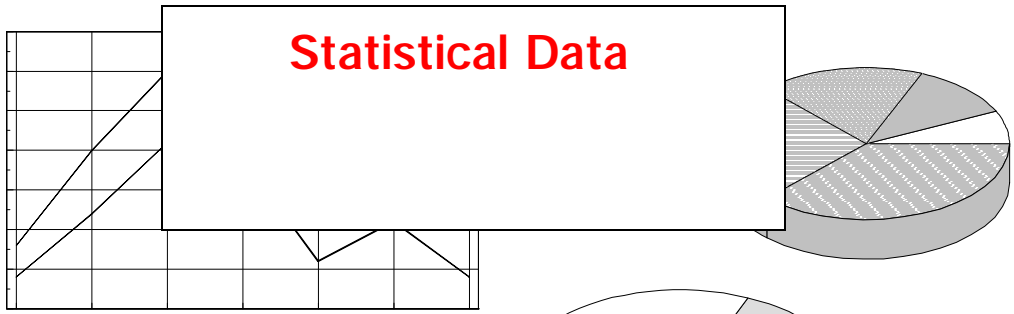
Trimming: Includes 42% & 72% trimmings, boneless picnic meat, jowls, neckbone trim, and blade, cheek, head, and ham shank meat.

Other: Includes ears, tails, feet, neckbones, and snouts.

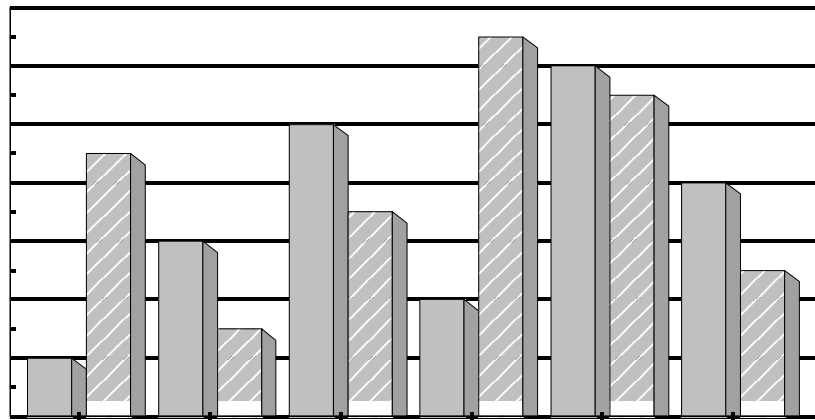
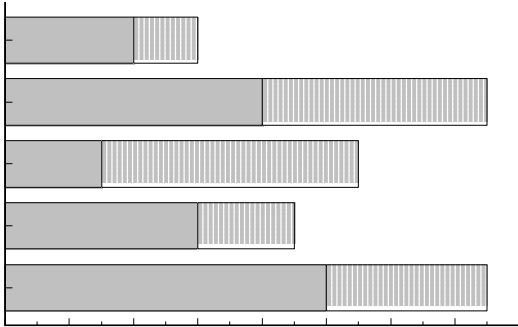
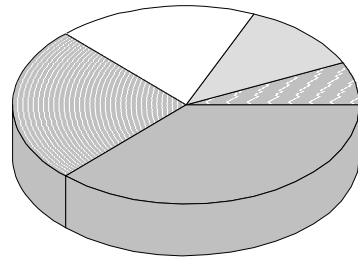
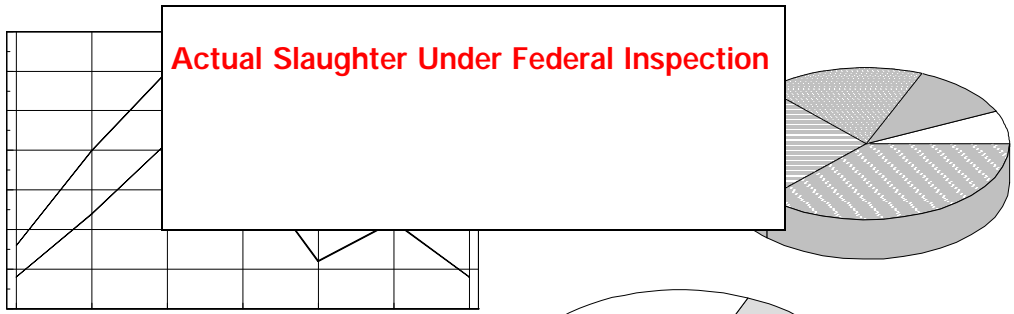
Variety Meats: Includes tongues, kidneys, livers, stomachs, chitterlings, hearts and salivary glands.

Source: USDA National Agricultural Statistics Service

Graph Section



Graph Section

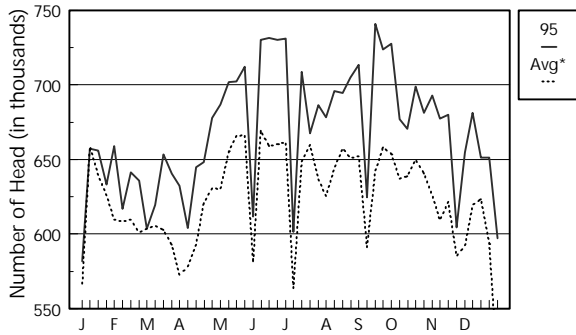




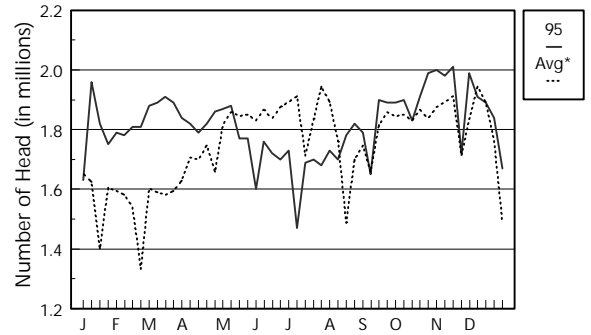
Actual Slaughter

Total Slaughter by Species

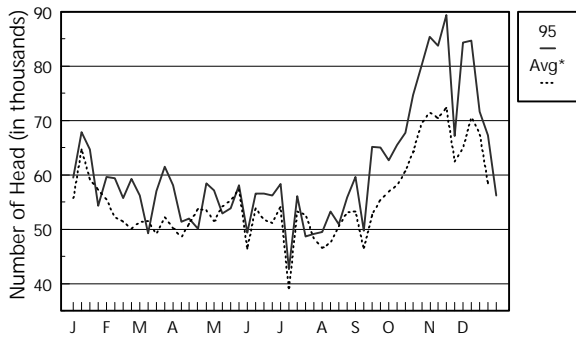
Total Cattle Slaughter



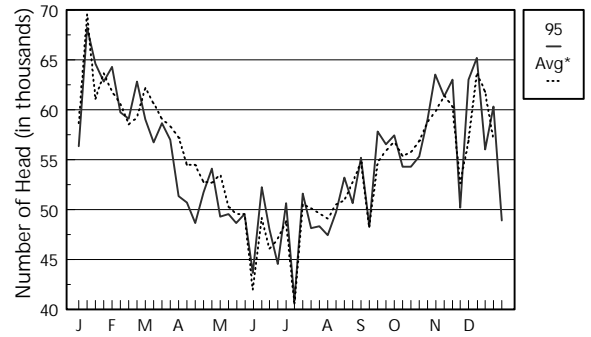
Total Hog Slaughter



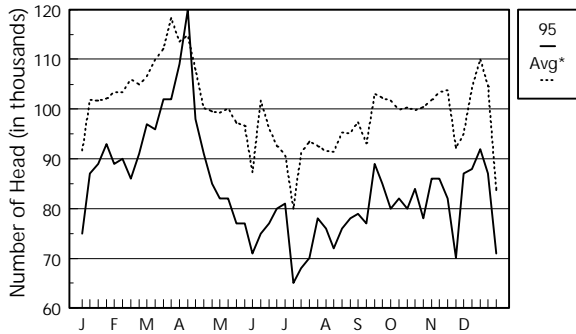
Beef Cow Slaughter



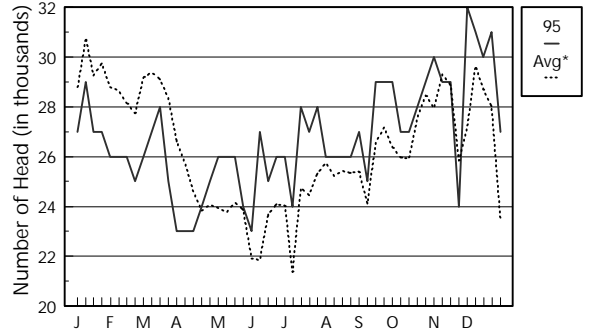
Dairy Cow Slaughter



Total Sheep Slaughter



Total Veal & Calf Slaughter



*Note: Avg = 5-year average (1990-1994)

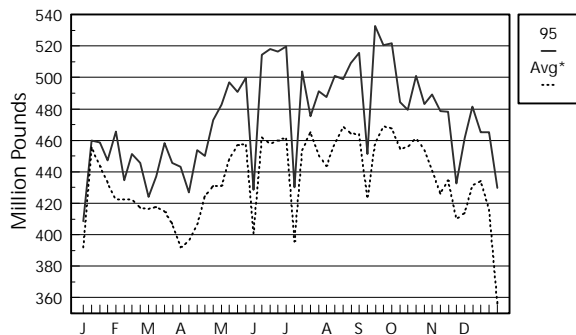
Actual Slaughter

Meat Production by Species

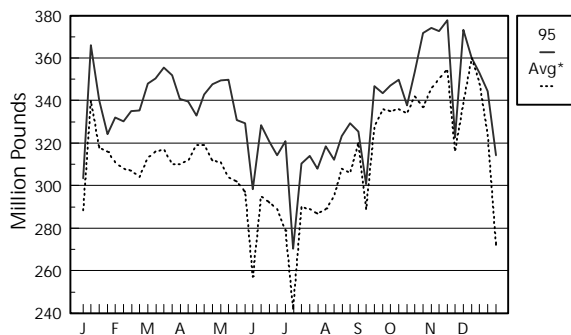
Cattle & Hog Dressing Percentages



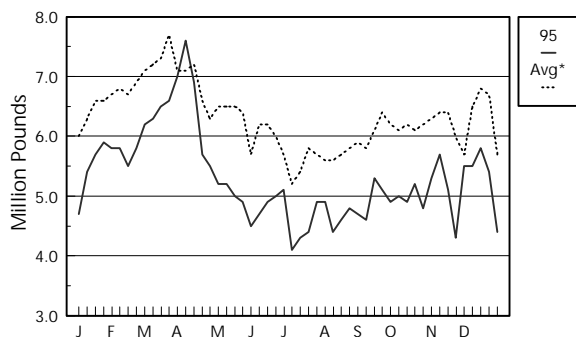
Total Beef Production



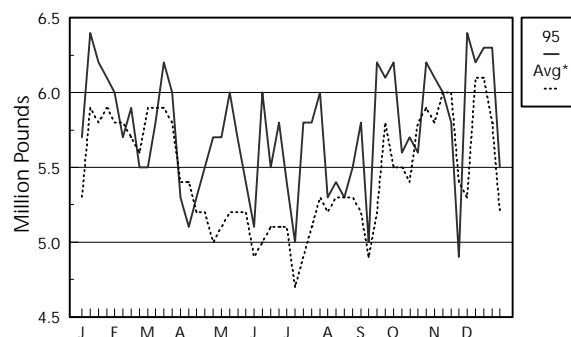
Total Pork Production



Total Lamb Production

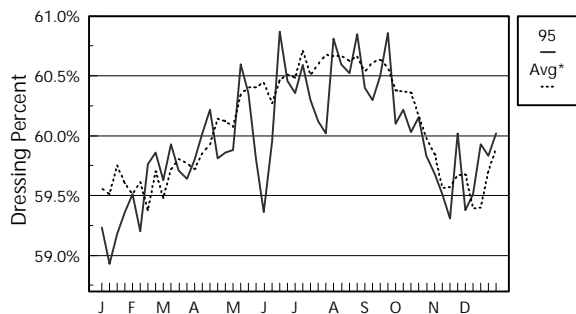


Total Veal Production



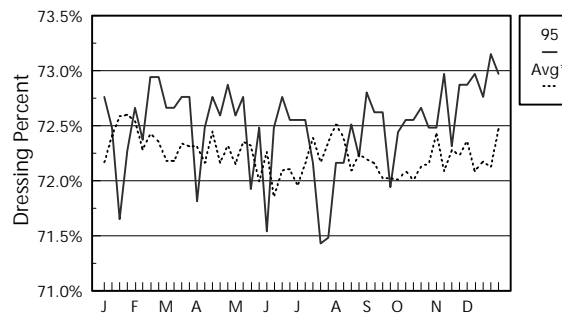
All Cattle Dressing Percent

(Dressed weight divided by Live weight)



All Hog Dressing Percent

(Dressed weight divided by Live weight)



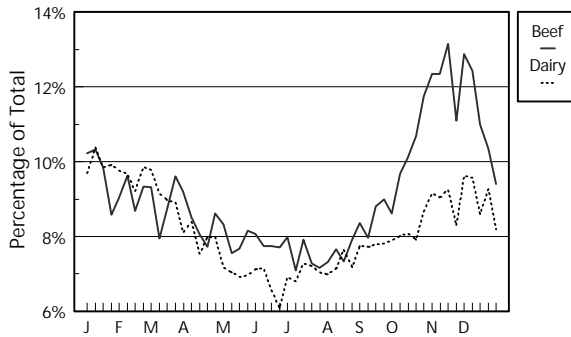
*Note: Avg = 5-year average (1990-1994)



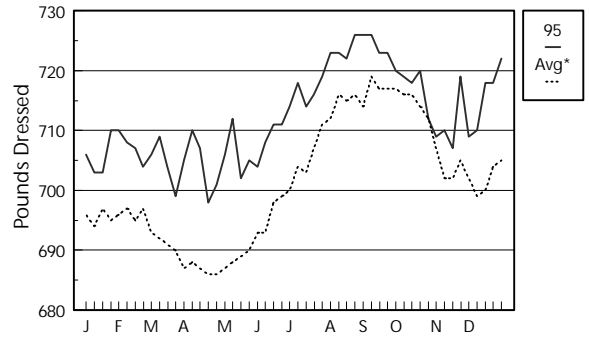
Actual Slaughter

Dressed Weights by Species

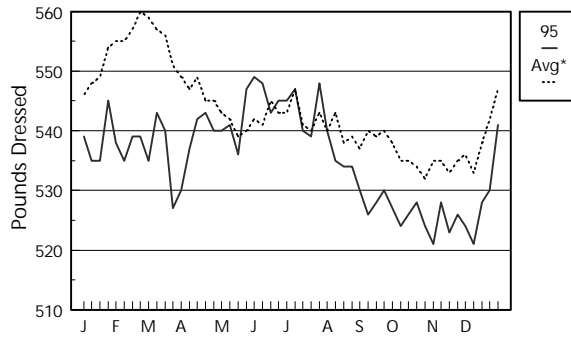
Beef vs Dairy Cow Slaughter %



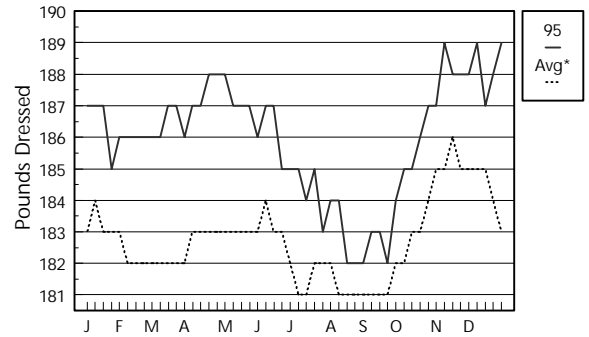
All Cattle Dressed Weight



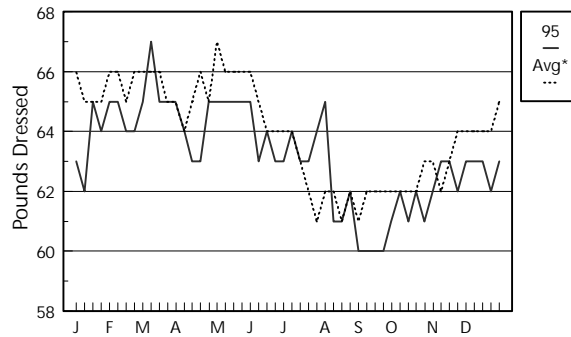
All Cow Dressed Weight



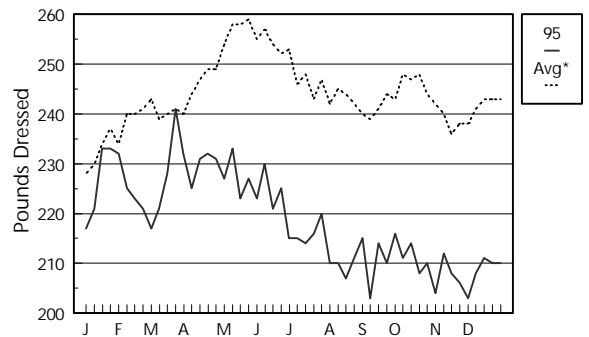
All Hog Dressed Weight



Lamb Dressed Weight



Veal & Calf Dressed Weight



*Note: Avg = 5-year average (1990-1994)

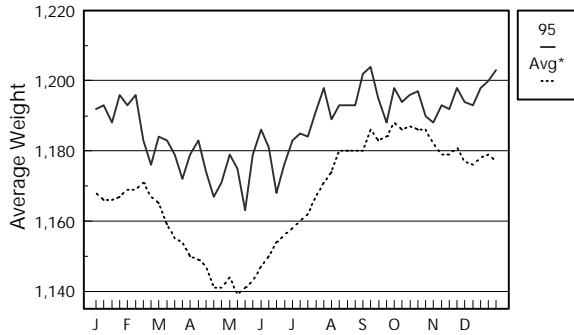
Actual Slaughter

Live Weights by Species

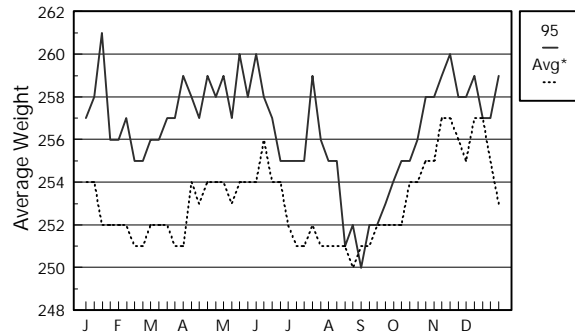
Cattle and Hog Slaughter by Maturity Comparisons



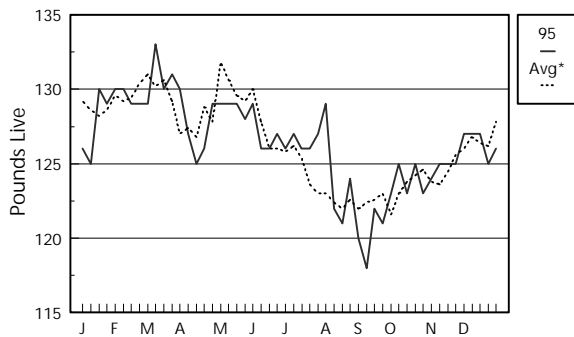
All Cattle Live Weight



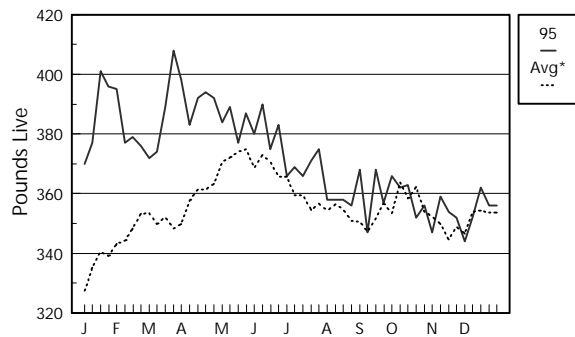
All Hog Live Weight



All Sheep Live Weight

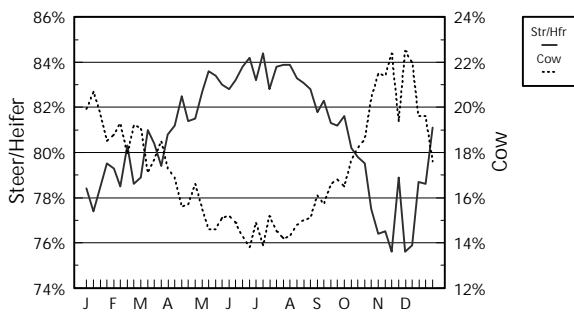


Veal & Calf Live Weight



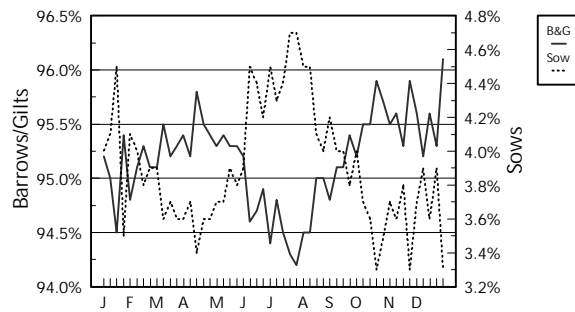
Steer/Heifer vs Cow Slaughter

% of Total Cattle Slaughter



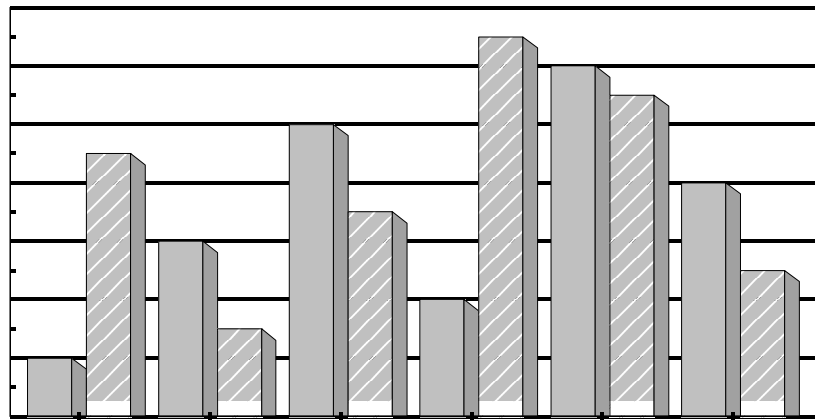
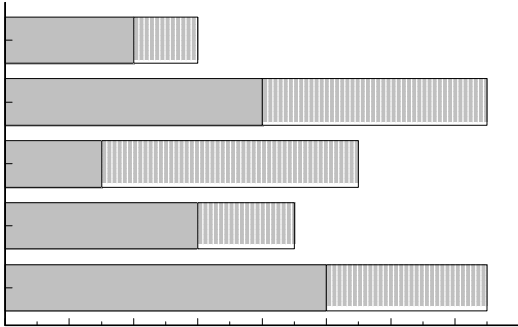
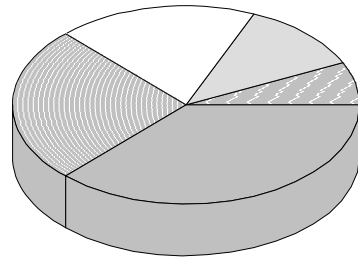
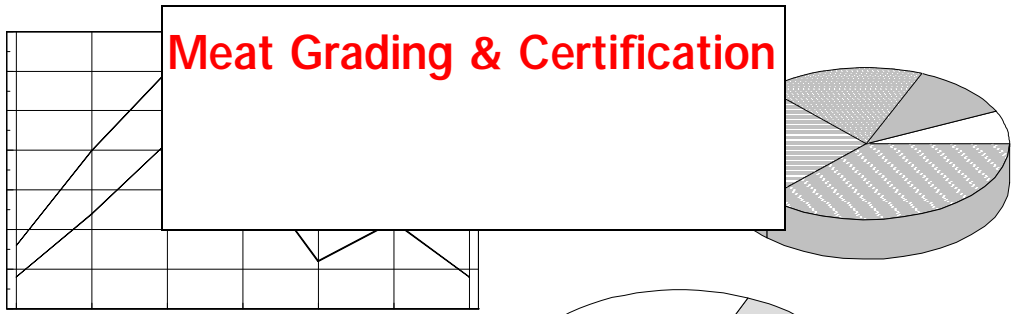
Barrow/Gilt vs Sow Slaughter

% of Total Hog Slaughter



*Note: Avg = 5-year average (1990-1994)

Graph Section



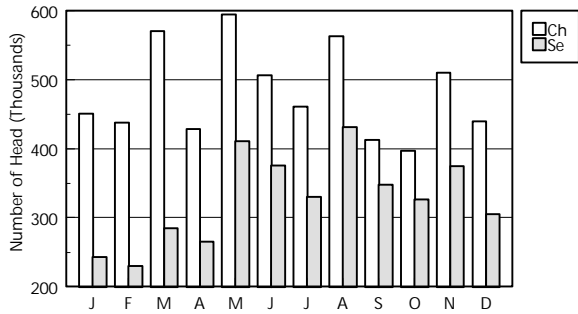


National Summary of Meats Graded

Beef and Lamb Quality and Yield

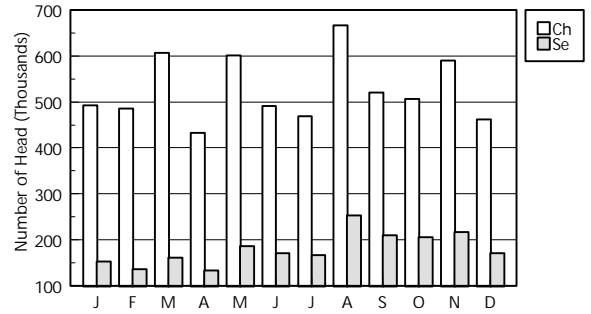
Beef Graded Choice vs Select

Yield Grade 2



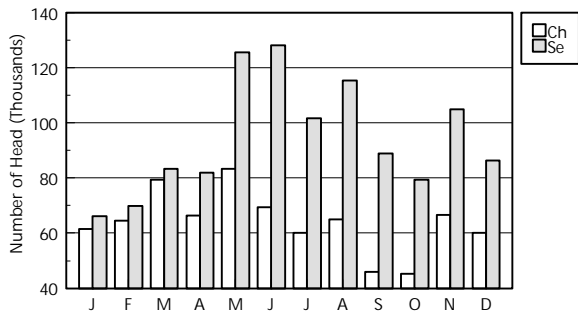
Beef Graded Choice vs Select

Yield Grade 3



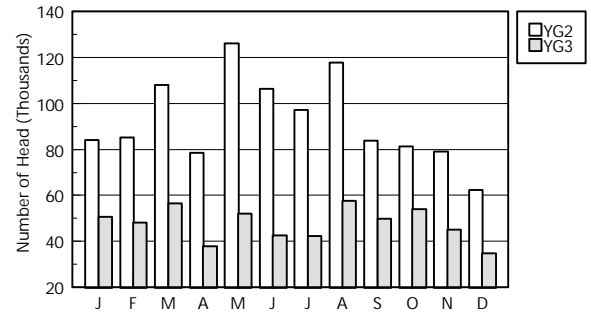
Beef Graded Choice vs Select

Yield Grade 1



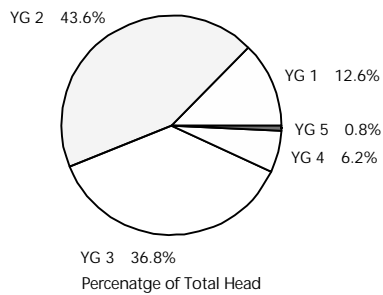
Beef Yield Graded Only

Yield Grade 2 vs 3



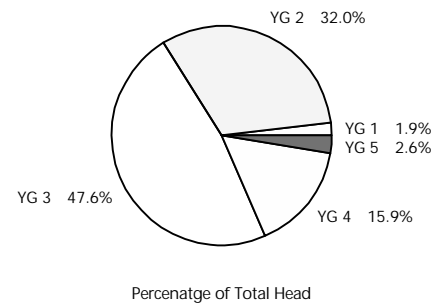
Lamb Graded Choice

Yield Grade Breakdown for 1995

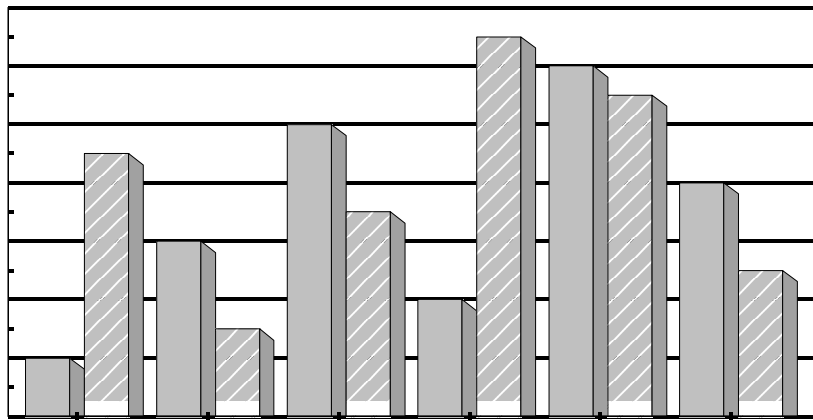
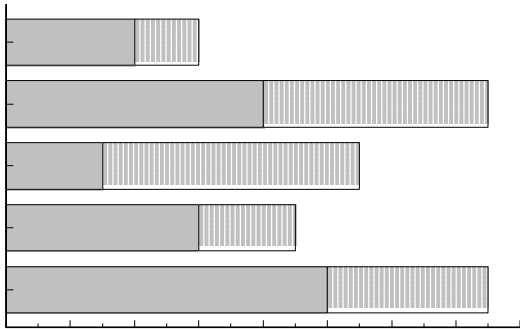
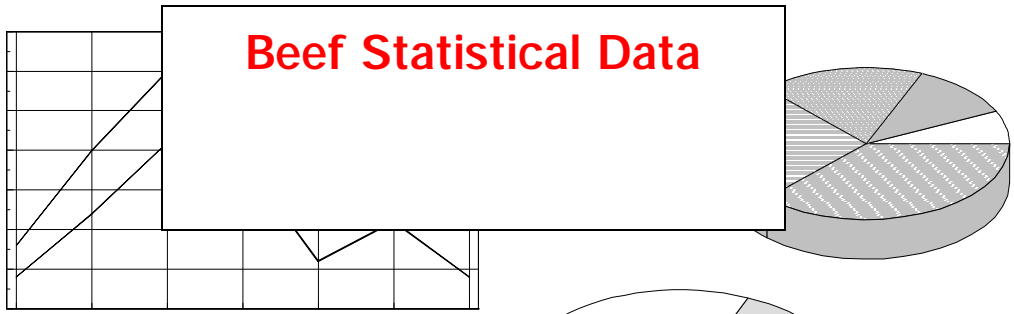


Lamb Graded Prime

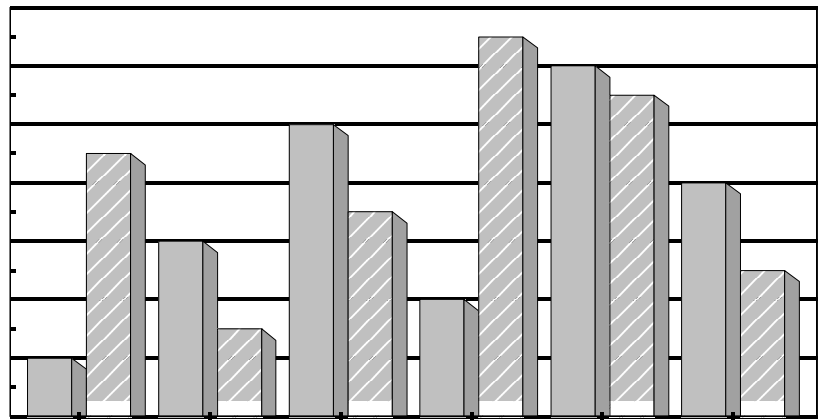
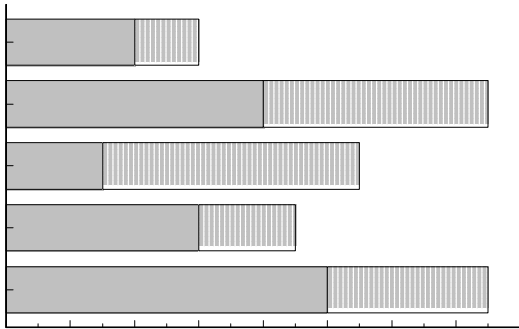
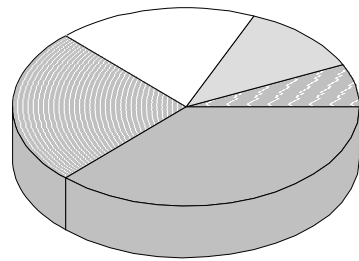
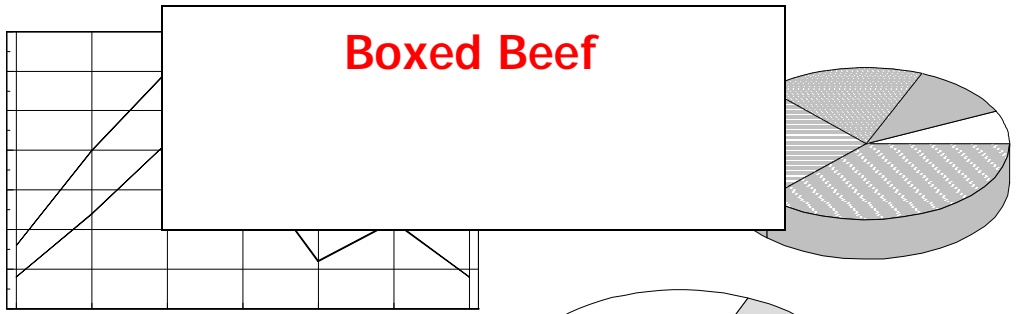
Yield Grade Breakdown for 1995



Graph Section



Graph Section



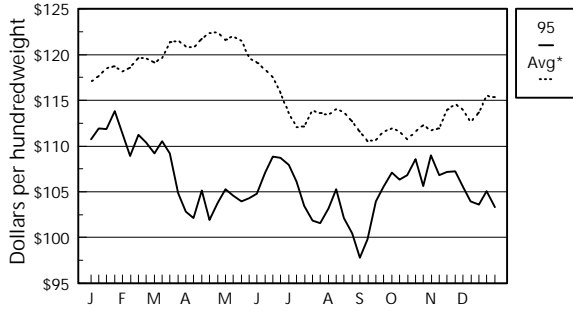
Fabricated Boxed Beef

Boxed Beef Cutouts & Load Counts



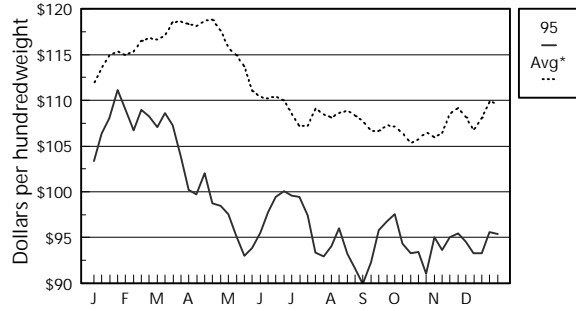
Choice Boxed Beef Cutout

700-850 Pounds



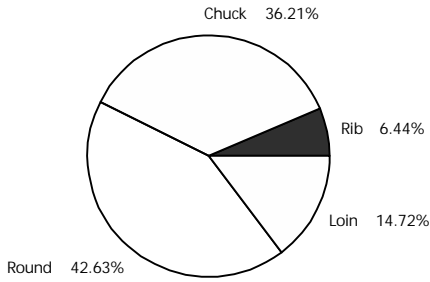
Select Boxed Beef Cutout

700-850 Pounds



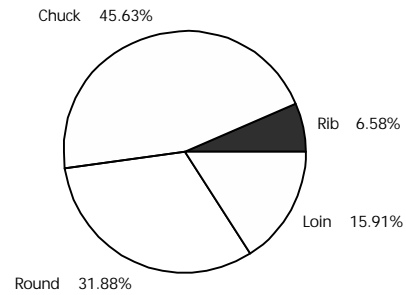
Choice Loads by Primal

Breakdown for 1995



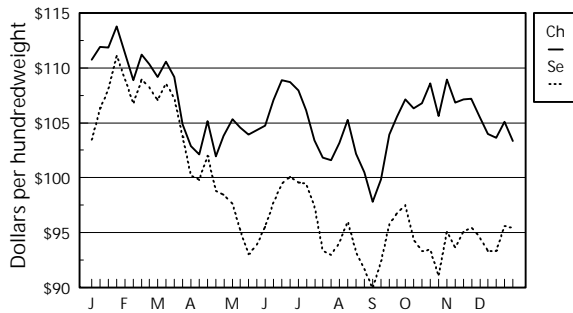
Select Loads by Primal

Breakdown for 1995



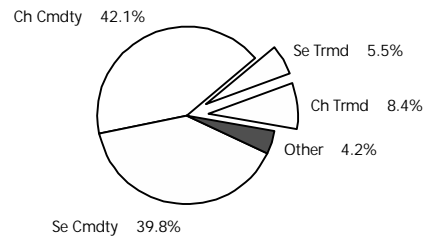
Choice vs Select Beef Cutouts

700-850 Pounds



Beef Cut Loads by Type

Commodity vs Closely Trimmed - 1995 Totals



Other = back ribs, inside skirts, and cap & wedge meat

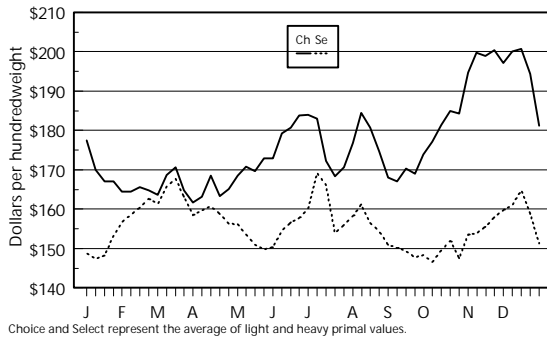
*Note: Avg = 5-year average (1990-1994)



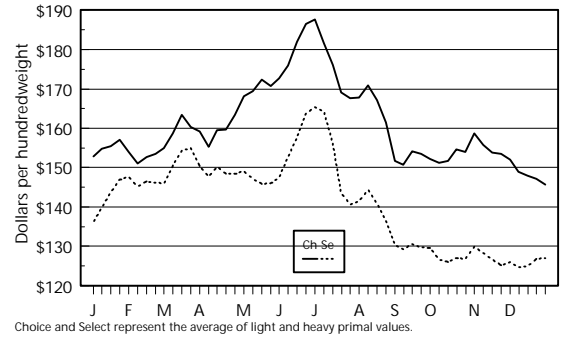
Fabricated Boxed Beef

Primal Values and Volumes

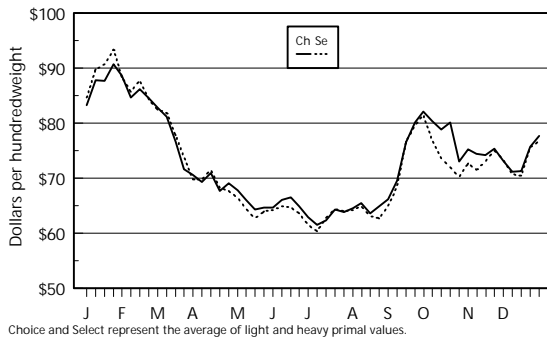
Primal Rib



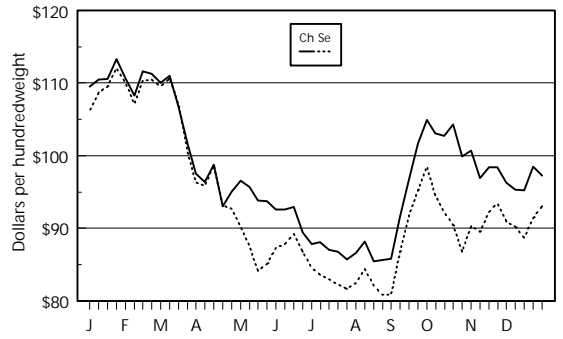
Primal Loin



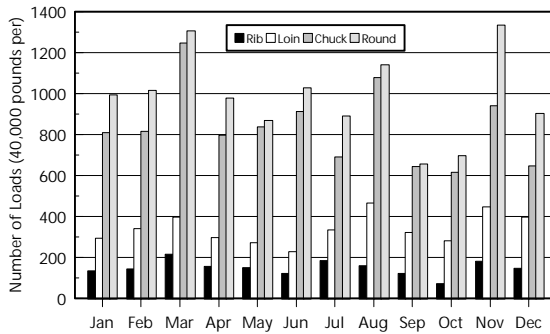
Primal Chuck



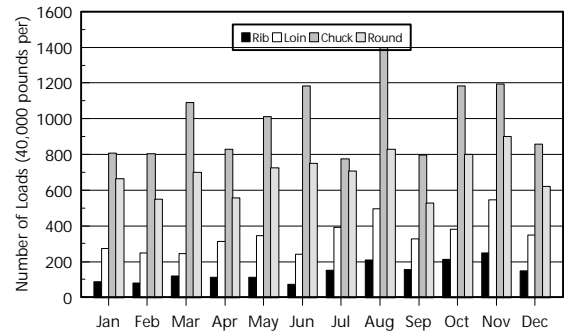
Primal Round



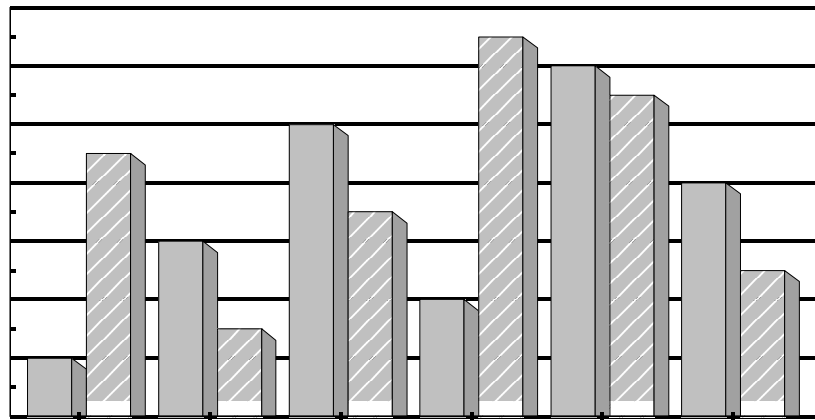
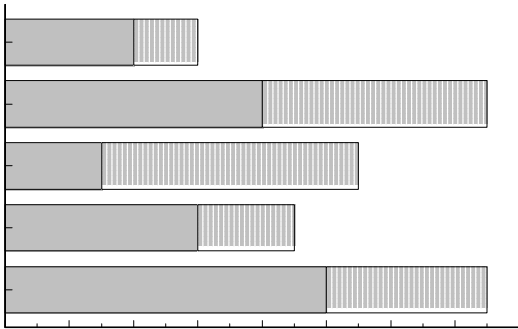
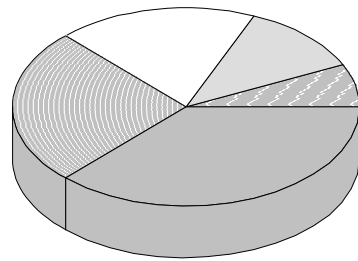
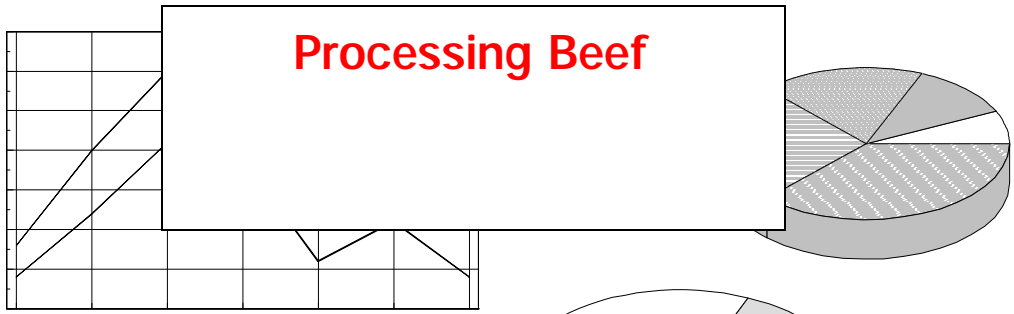
Choice Primal Volumes by Month



Select Primal Volumes by Month



Graph Section

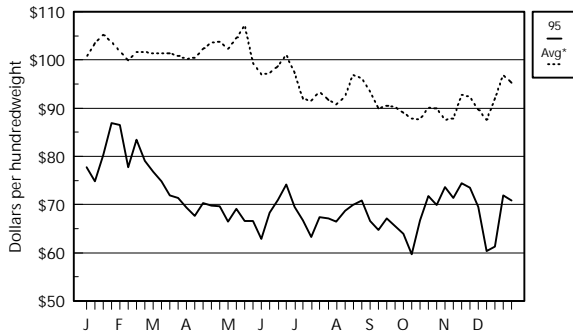


Coarse Ground Beef

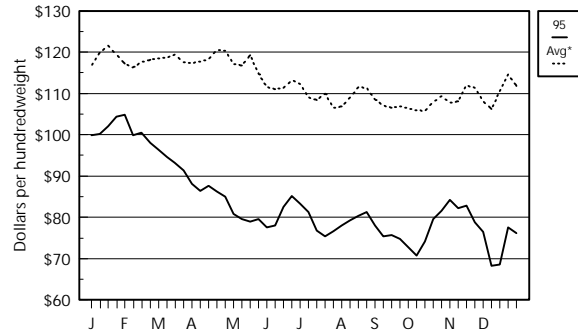
Coarse Grinds and Blended Coarse Grinds



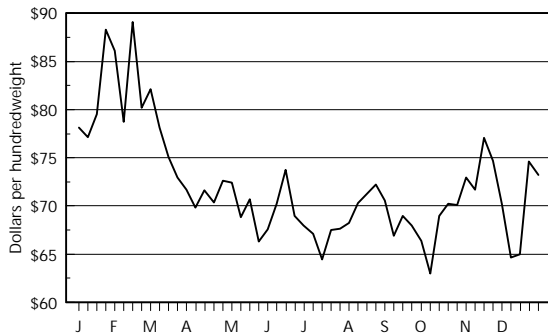
73% Coarse Grinds



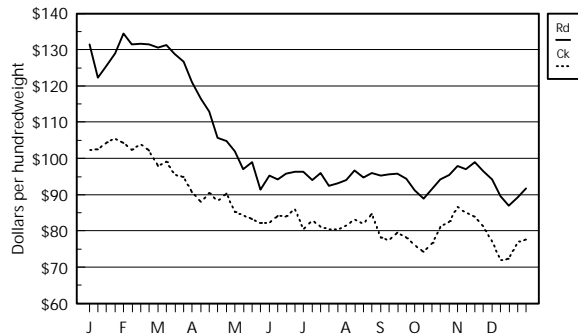
81% Coarse Grinds



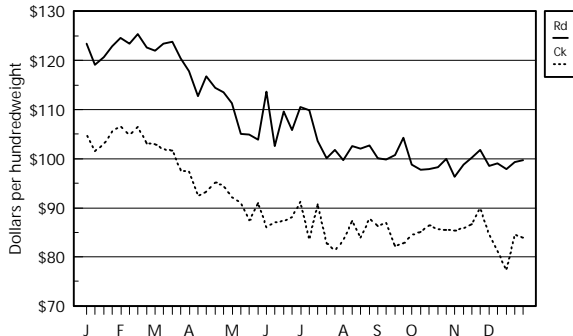
75% Coarse Grinds



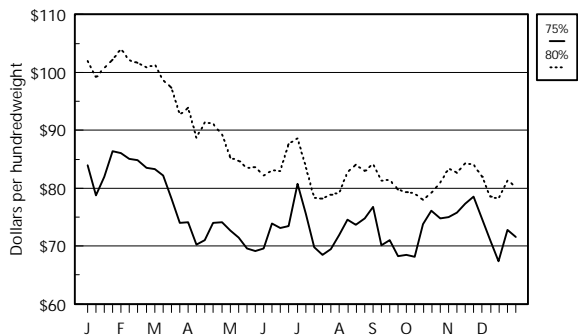
Coarse Ground Round vs Chuck



Coarse Grnd Blended Round vs Chuck



Coarse Grnd Blended 75% vs 80%



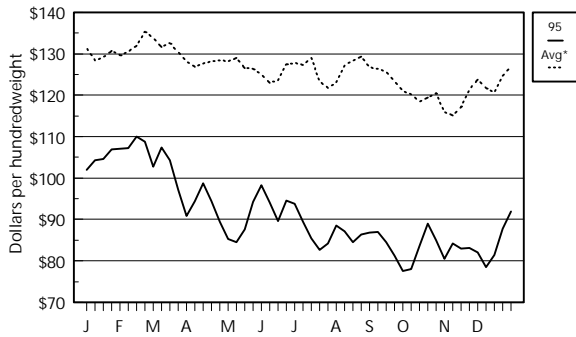
*Note: Avg = 5-year average (1990-1994)



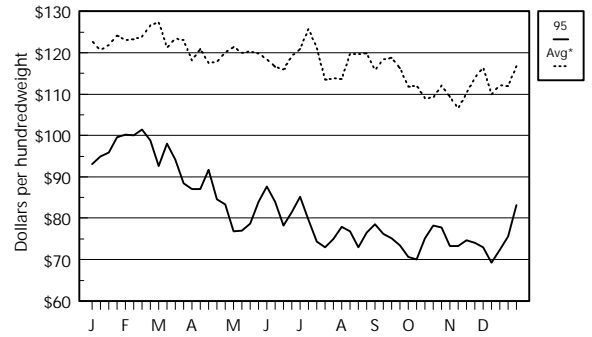
Domestic Processing Beef

Boneless Beef and Beef Trimmings

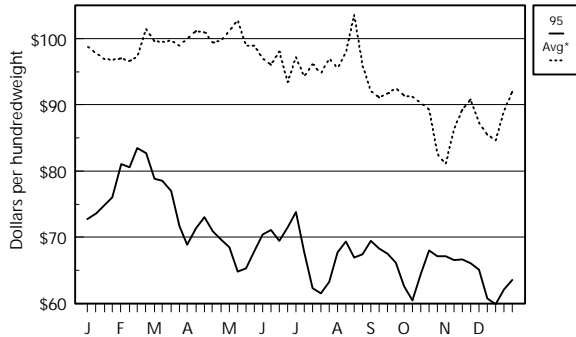
Fresh 90% Boneless Beef



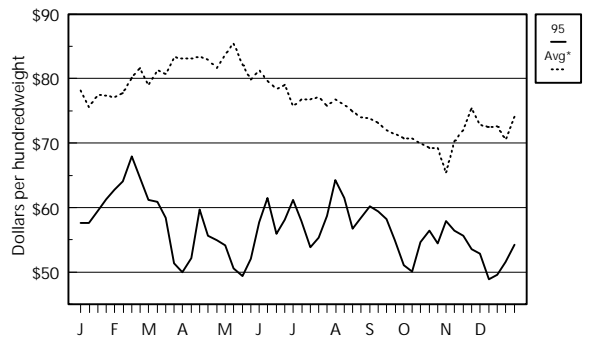
Fresh 85% Boneless Beef



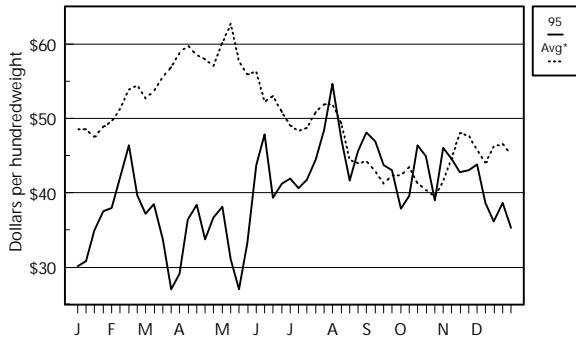
Fresh 75% Boneless Beef



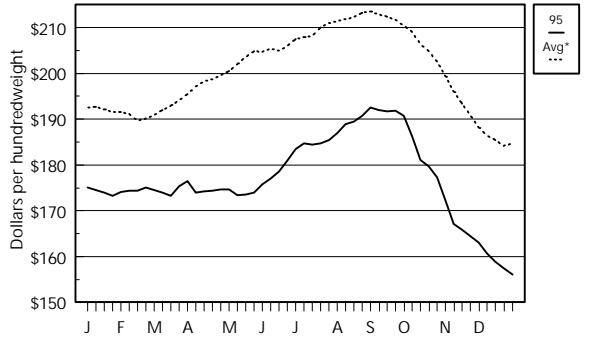
Fresh 65% Beef Trimmings



Fresh 50% Beef Trimmings



100% Cow Top Rounds



*Note: Avg = 5-year average (1990-1994)

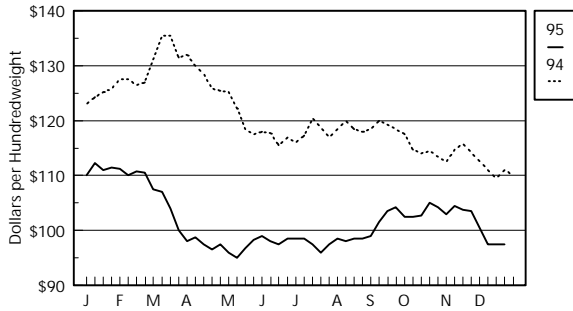
Imported Processing Beef

Frozen Processing Beef from Australia and New Zealand



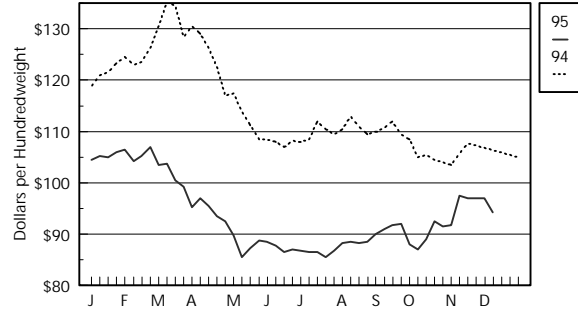
95% Boneless Bull

(CAF Ex-Dock East Coast)



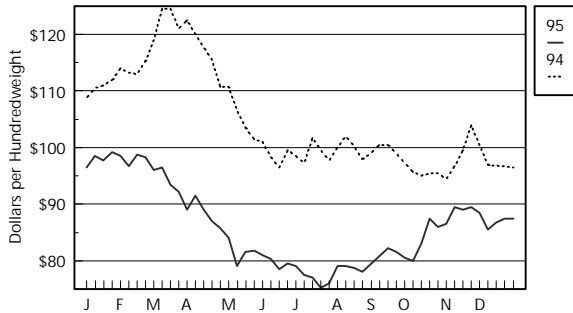
90% Boneless Cow

(CAF Ex-Dock East Coast)



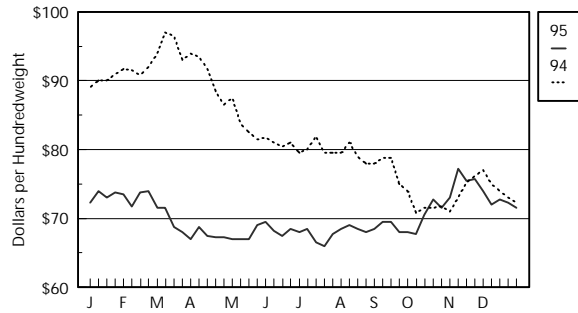
85% CFM Fores

(CAF Ex-Dock East Coast)



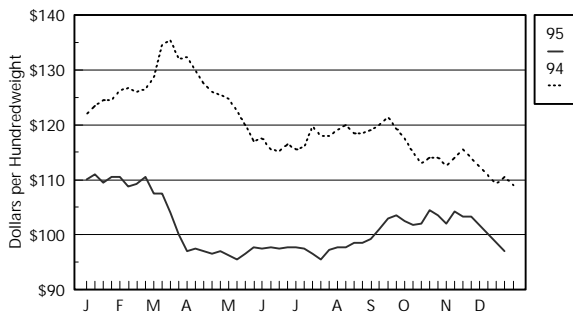
75% Trimmings

(CAF Ex-Dock East Coast)



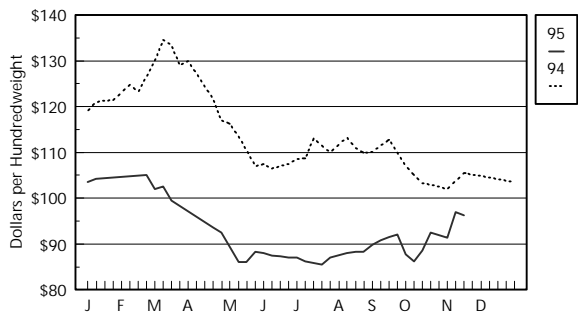
95% Boneless Bull

(CAF Ex-Dock West Coast)



90% Cow

(CAF Ex-Dock West Coast)



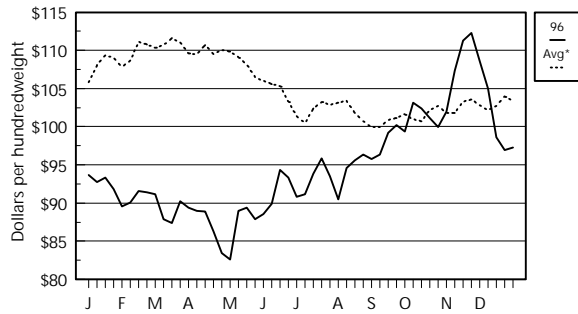


Beef Carcasses

Beef Carcass Equivalent Index and Cow Carcasses

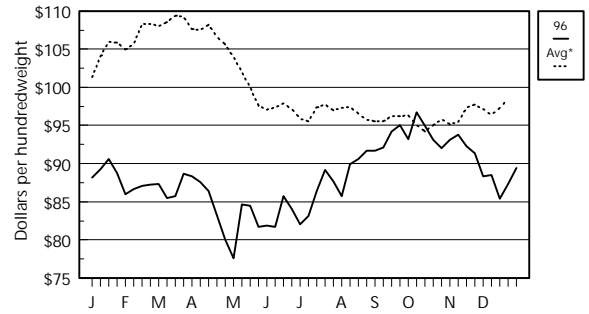
Choice Beef Carcass Index

700-850 Pounds

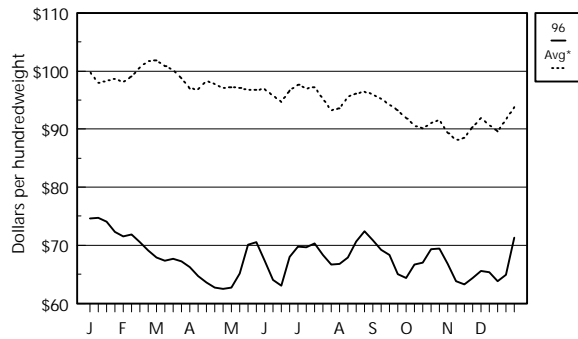


Select Beef Carcass Index

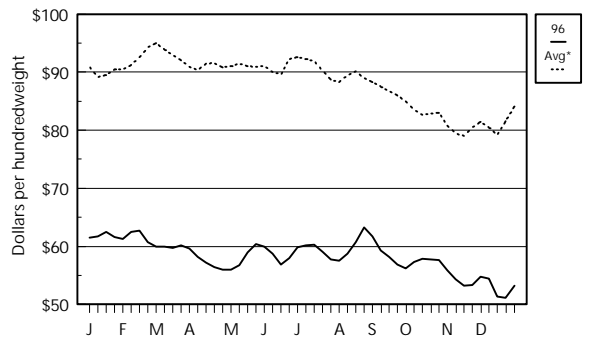
700-850 Pounds



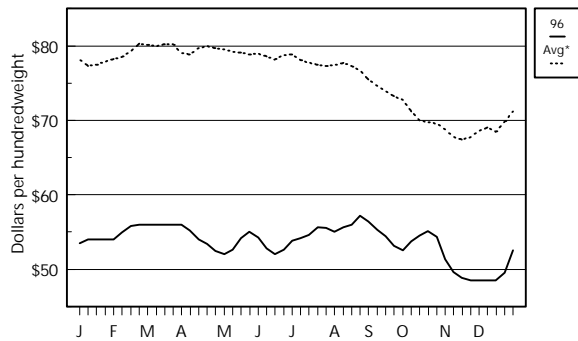
Cutter Cow Cutout Value



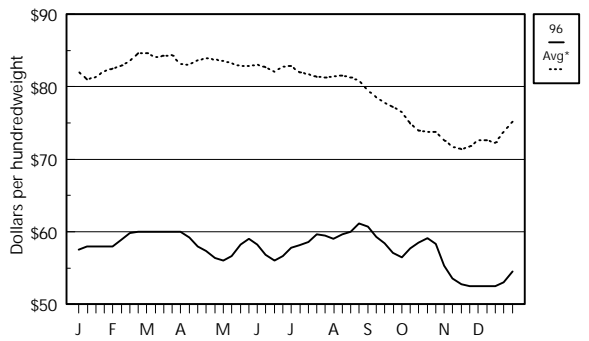
Cutter Cow Carcass



Breaking Utility Cow Carcass

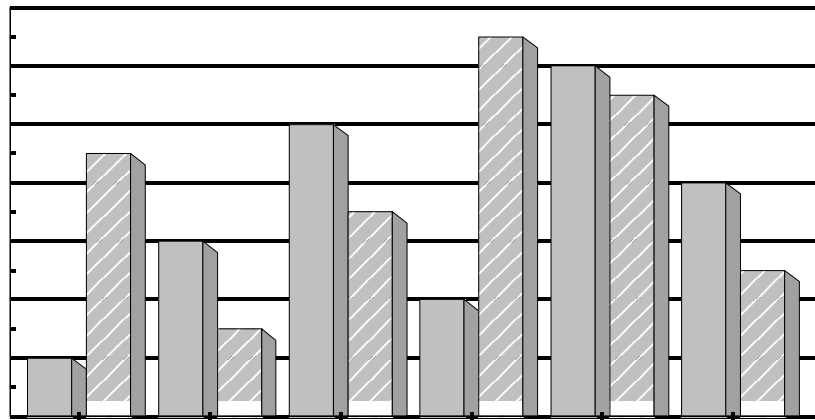
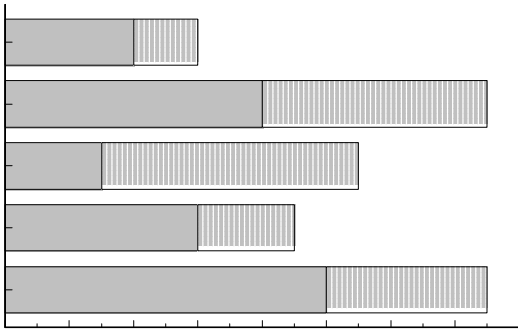
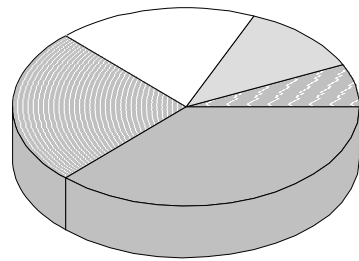
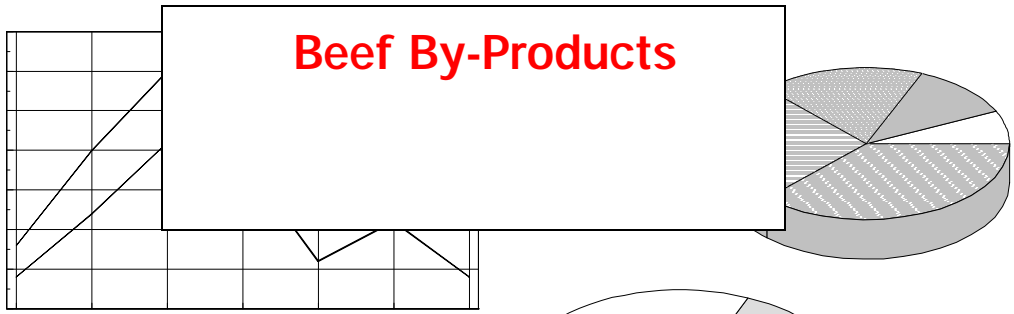


Boning Utility Cow Carcass



*Note: Avg = 5-year average (1991-1995)

Graph Section

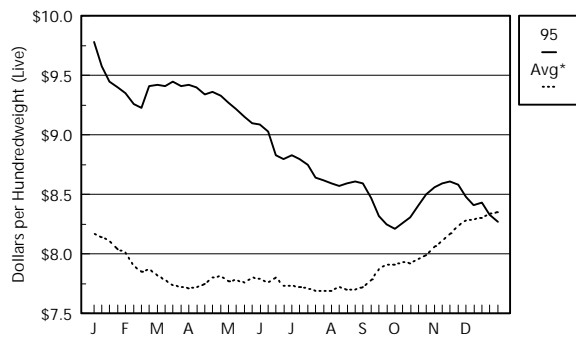


Beef By-Products

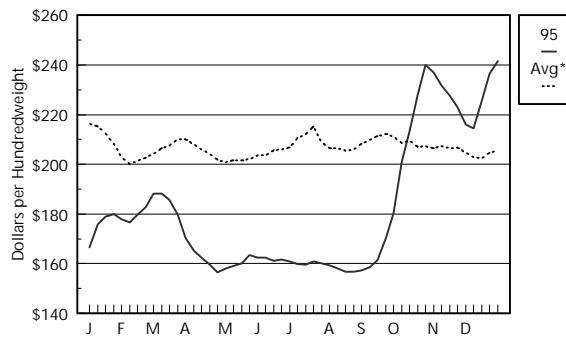
Drop Value, Tallows, and Proteins



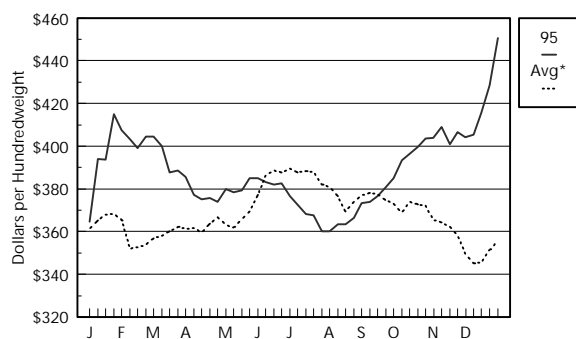
Beef Drop Value



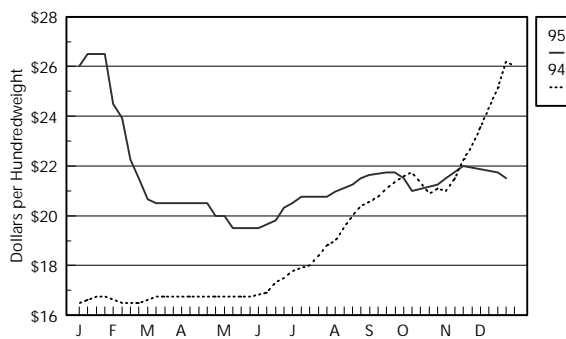
Central Meat & Bone Meal



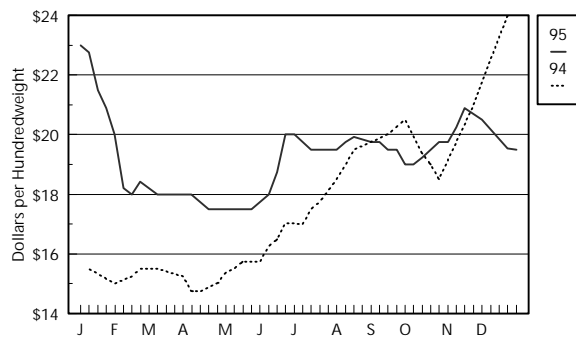
Central Blood Meal



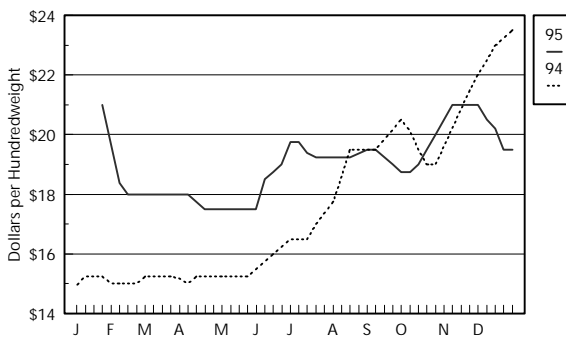
Chicago Edible Tallow



Chicago Packer Tallow



Gulf Packer Tallow



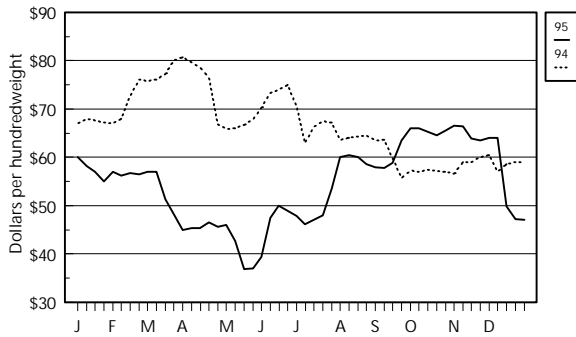
*Note: Avg = 5-year average (1990-1994)



Beef By-Products

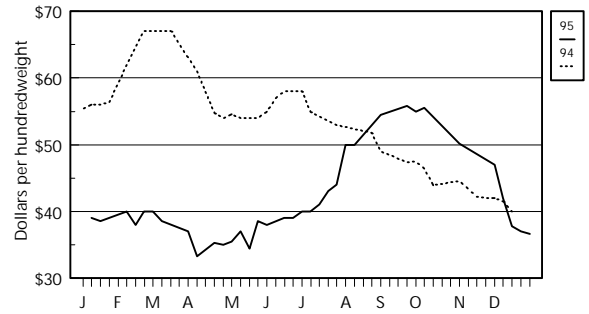
Beef Variety Meats

Beef Cheek Meat, Trimmed



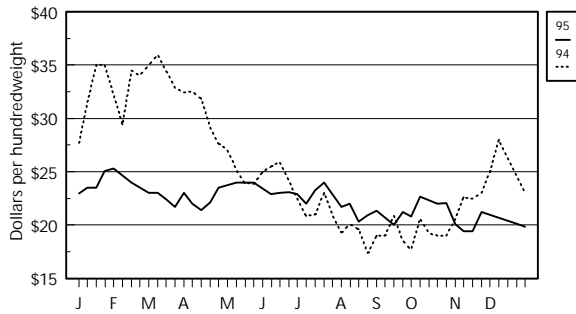
Beef Head Meat

60-70% Lean



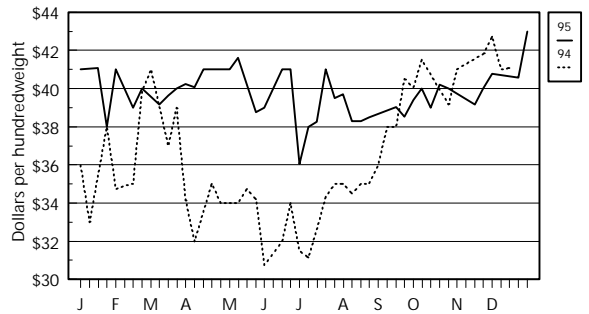
Regular Beef Hearts

Bone-out

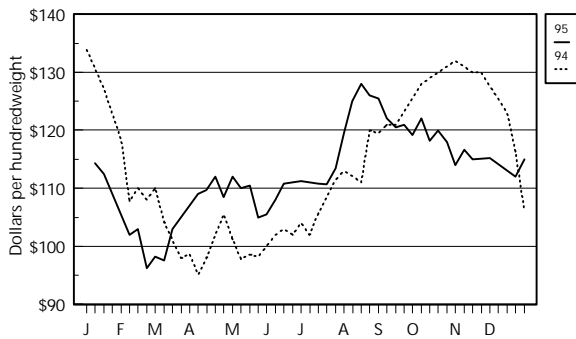


Selected Export Beef Livers

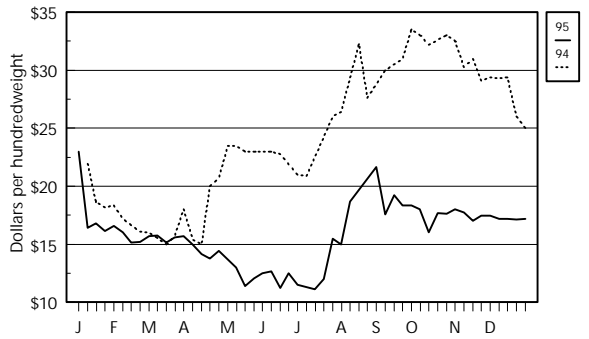
2 per box



Oxtails



Scalded Edible Tripe



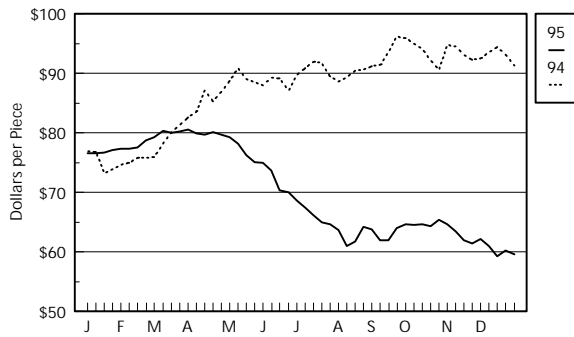
*Note: Avg = 5-year average (1990-1994)

Beef By-Products

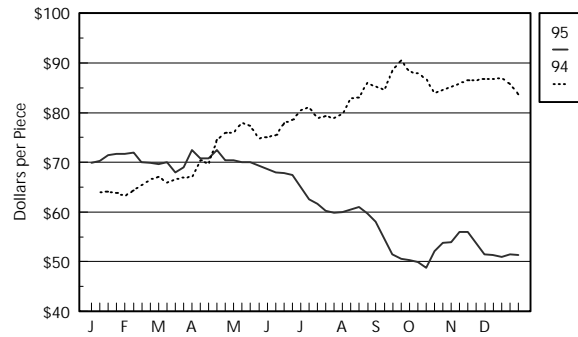
Major Packer Hides (cured and fleshed)



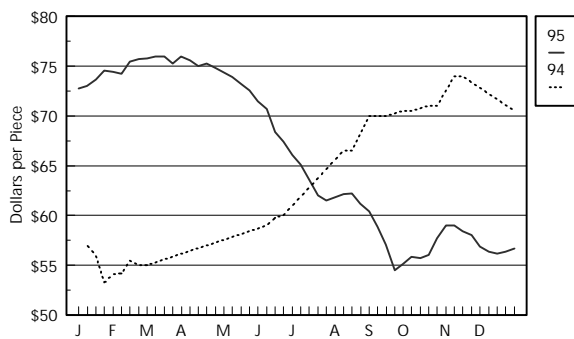
Heavy Native Steer



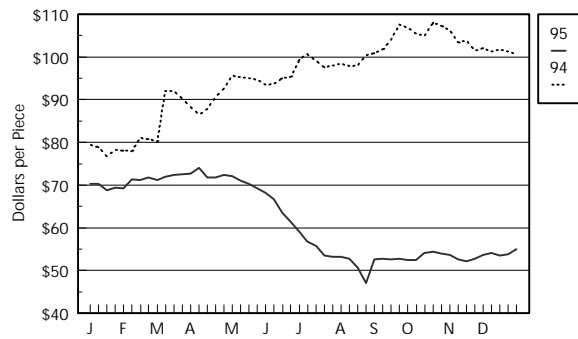
Colorado Branded Steer



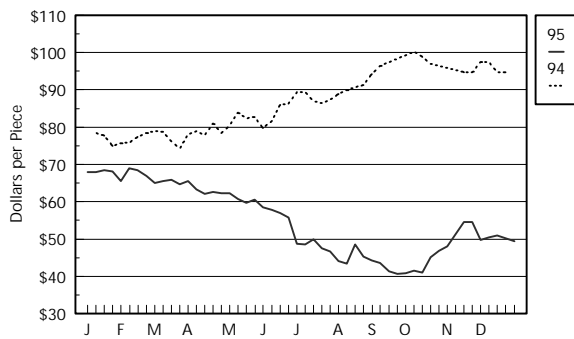
Butt Branded Steer



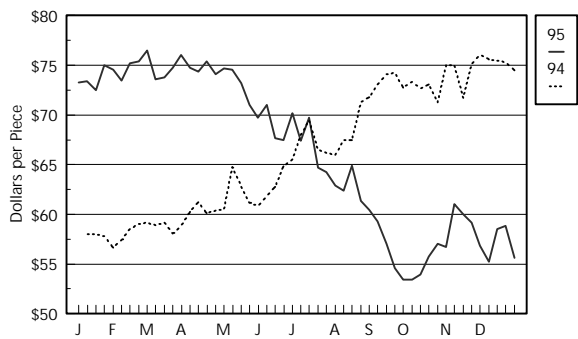
Heavy Native Heifer



Branded Heifer, River

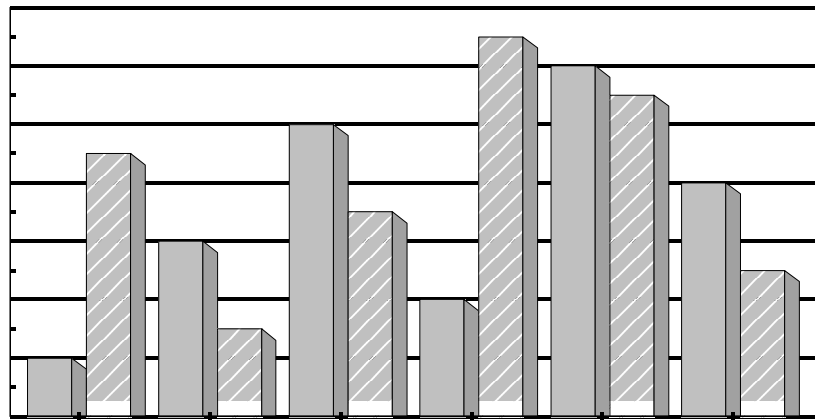
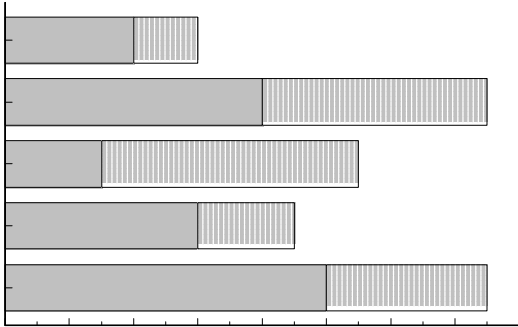
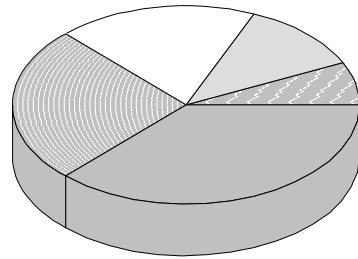
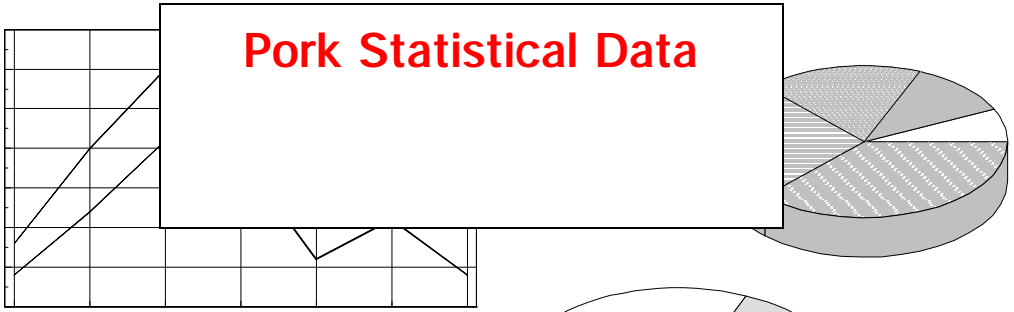


Heavy Texas Steer

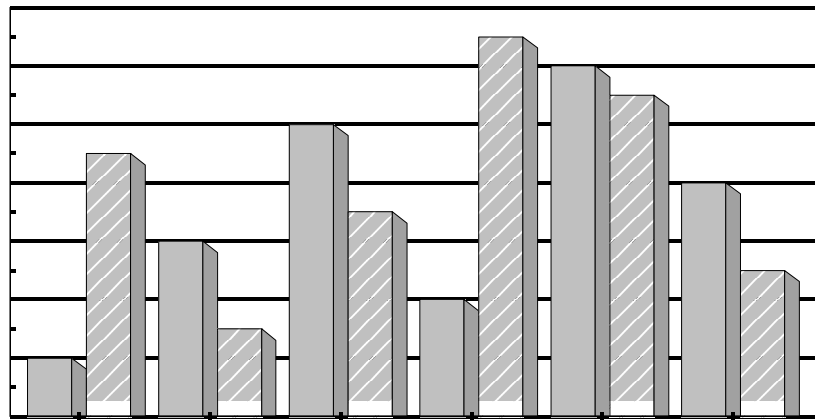
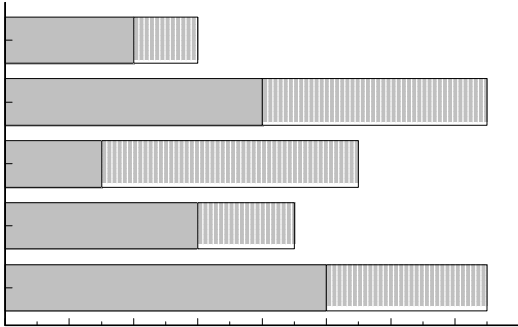
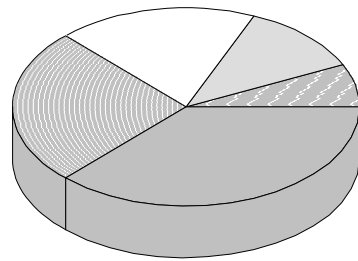
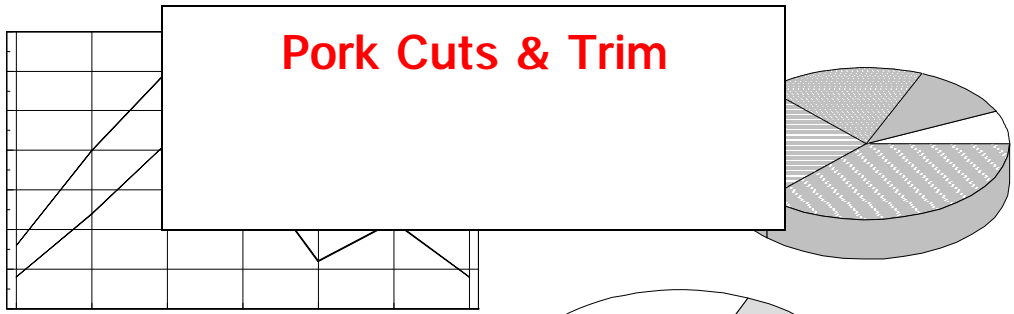


Graph Section

Pork Statistical Data



Graph Section

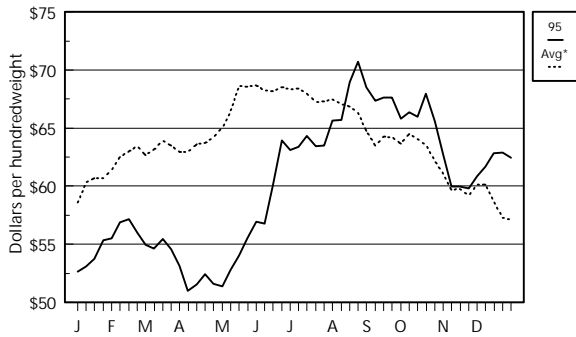




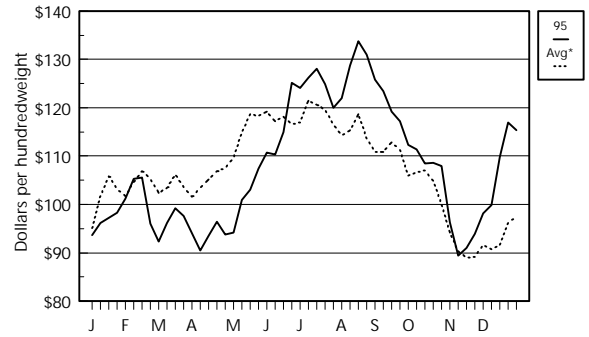
Fresh Pork Cuts

Pork Cutout and Fresh Retail Cuts

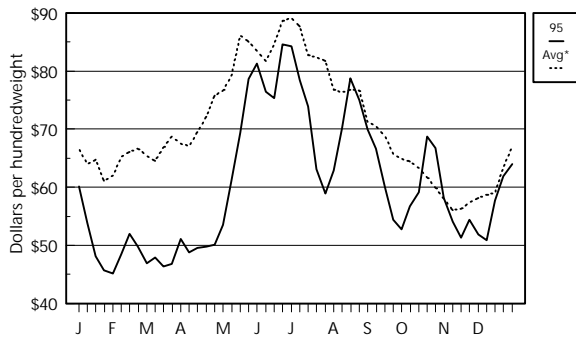
U.S. No. 2 Pork Cutout



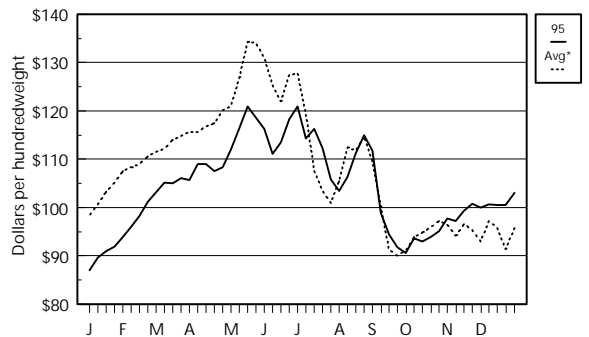
14-18# Regular Pork Loin



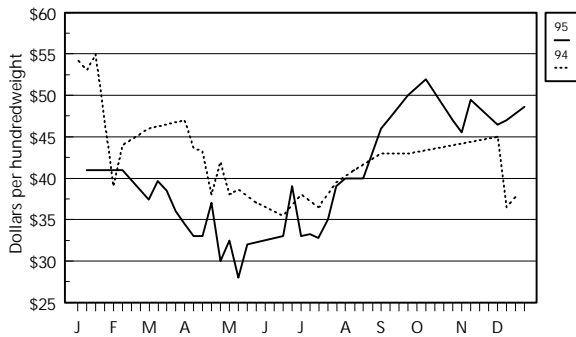
4-8# Regular Boston Butts



3.5#/Dn Fresh Spareribs

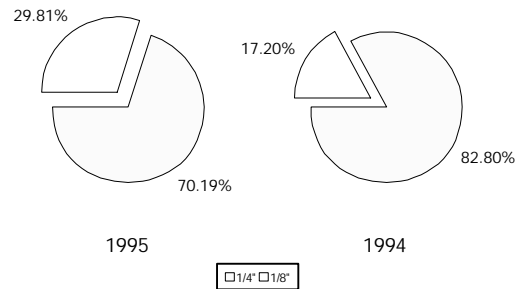


Smoker Trim Picnics, Regular Shank



1/4" vs 1/8" Pork Loin

Reported Yearly Load Breakdown



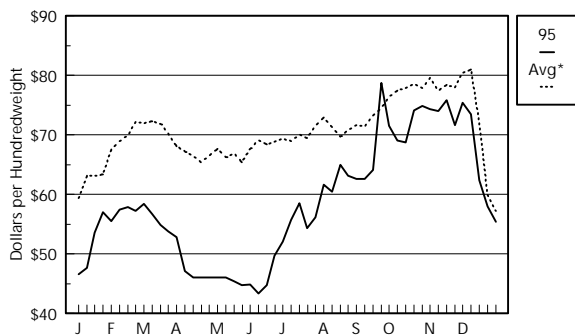
*Note: Avg = 5-year average (1990-1994)

Fresh Pork Cuts

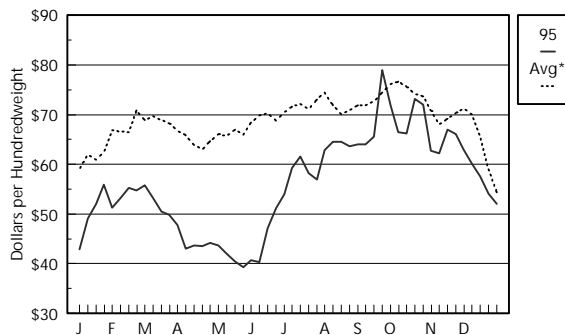
Processing Cuts



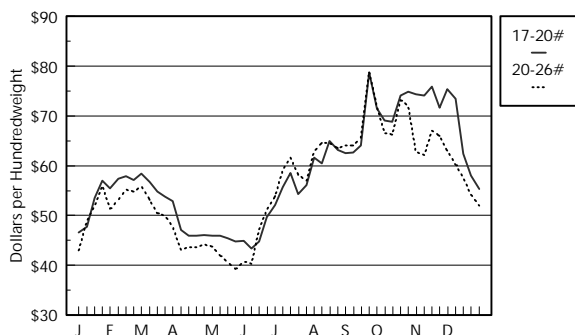
17-20# Selected Hams



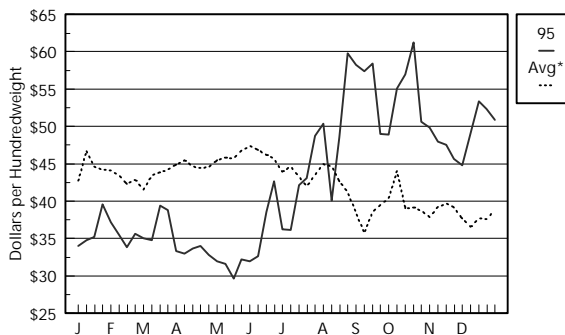
20-26# Selected Hams



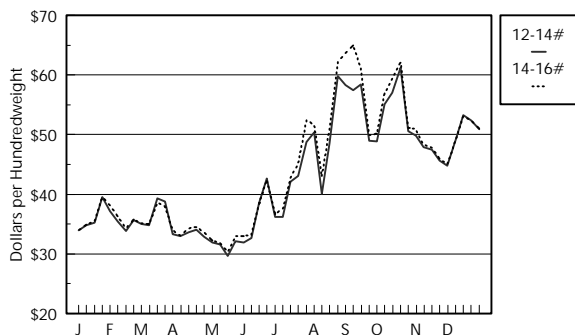
17-20# vs 20-26# Selected Hams



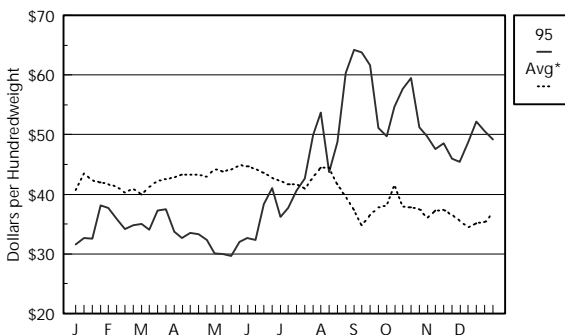
12-14# Seedless Bellies



12-14# vs 14-16# Bellies



16-18# Seedless Bellies



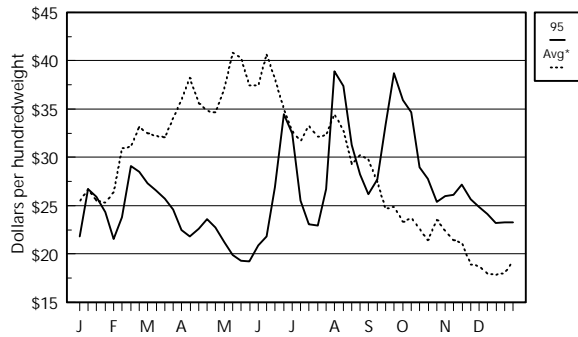
*Note: Avg = 5-year average (1990-1994)



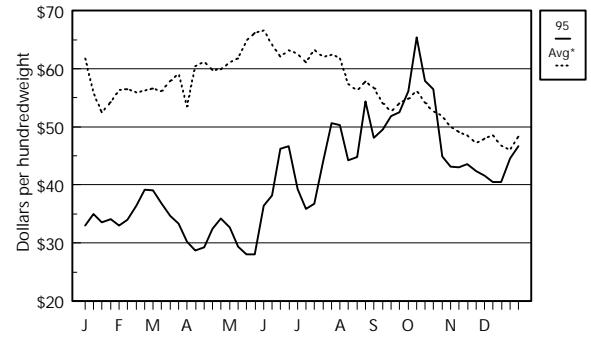
Fresh Pork Cuts

Fresh Pork Trimmings

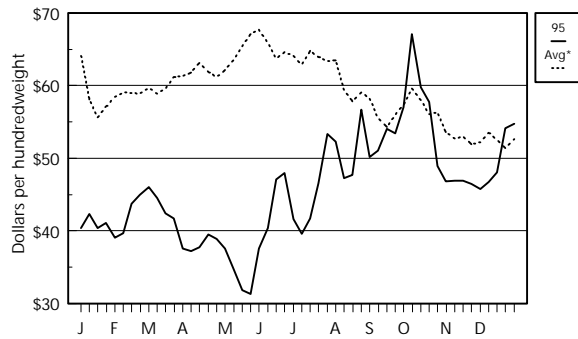
42% Fresh Pork Trimmings



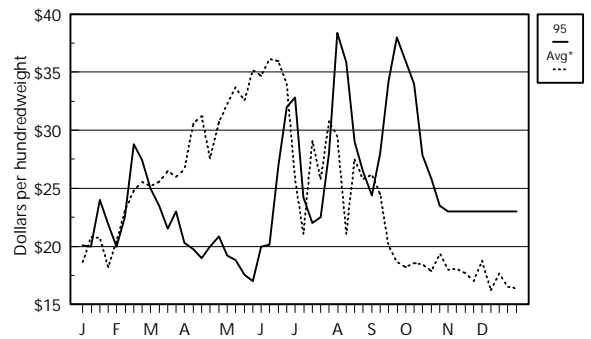
72% Fresh Pork Trimmings



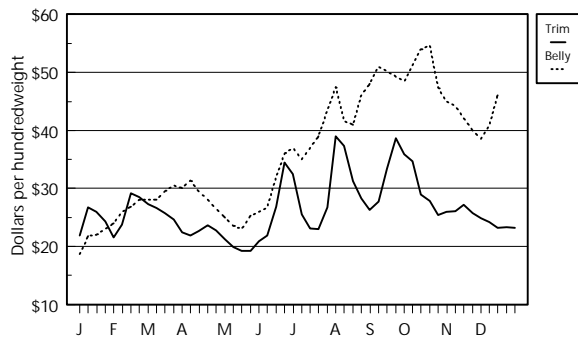
72% Fresh Boneless Picnics



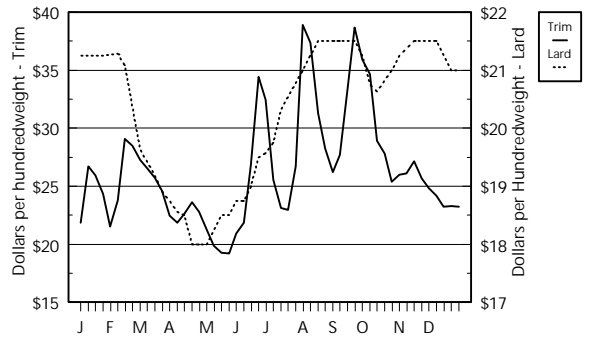
Fresh Skinned Jowls



42% Trimmings vs 20-25# Bellies

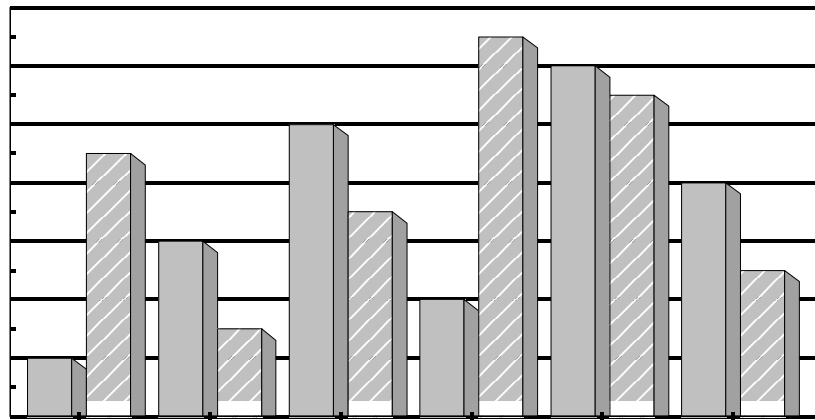
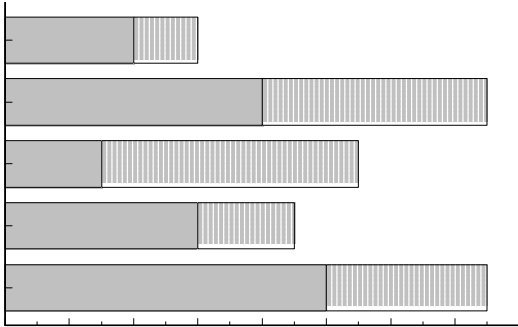
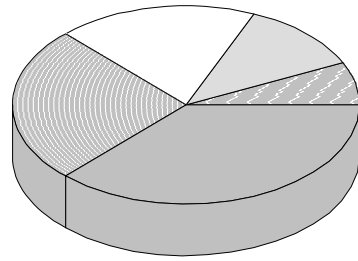
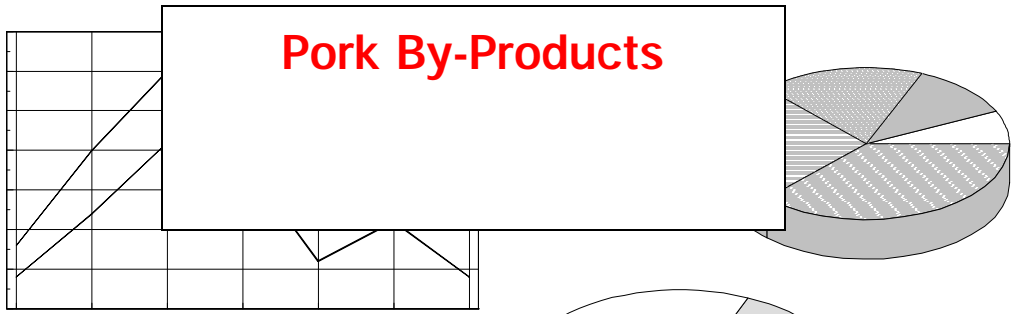


42% Trimmings vs Loose Lard



*Note: Avg = 5-year average (1990-1994)

Graph Section

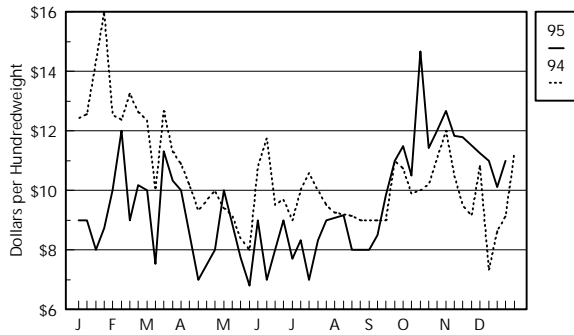


Pork By-Products

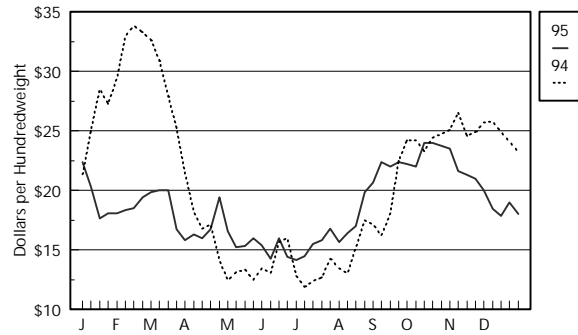
Pork Variety Meats



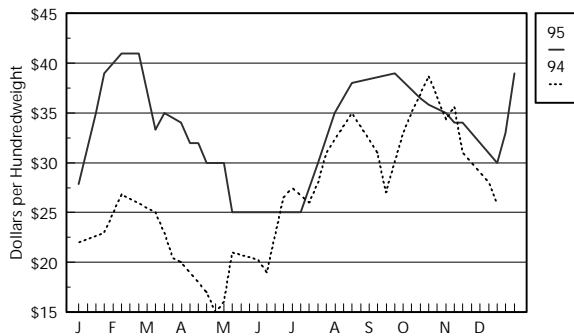
Neck Bones



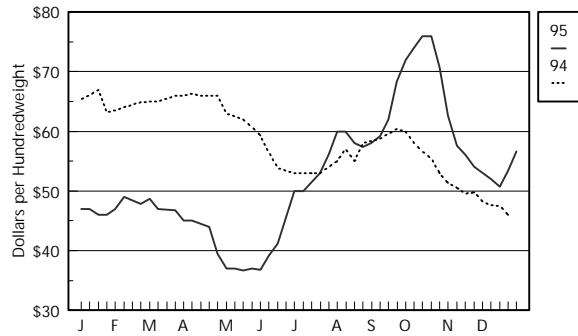
Pork Feet



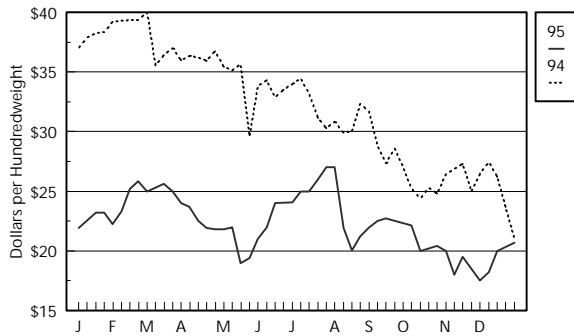
Pork Tails



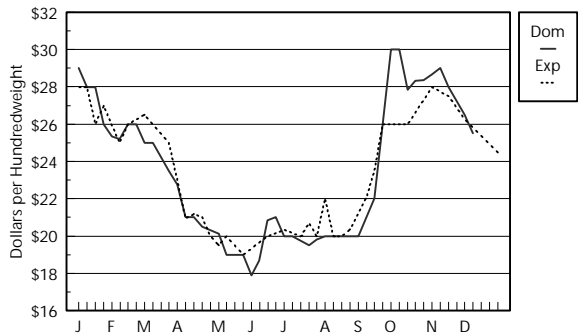
Cheek Meat



Partial Lean Snouts



Hearts - Domestic vs Export

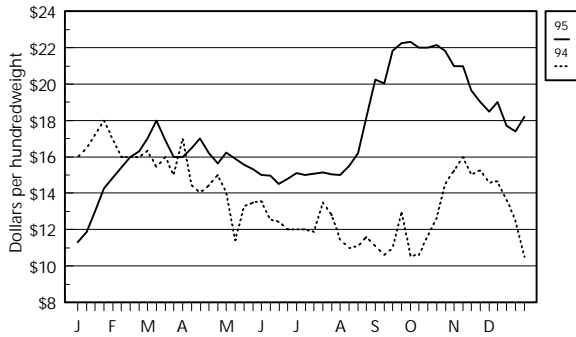




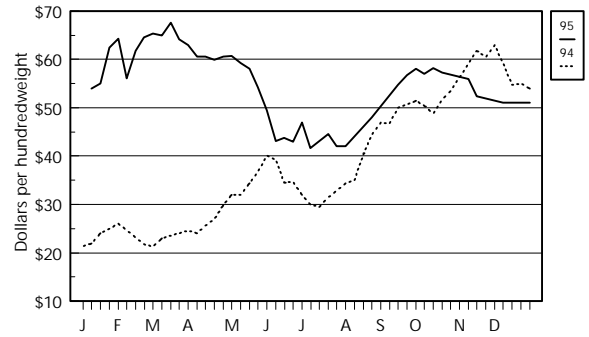
Pork By-Products

Pork Variety Meats, Lard, and Grease

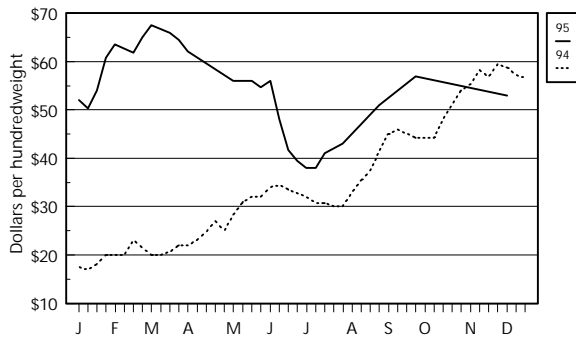
Pork Salivaries



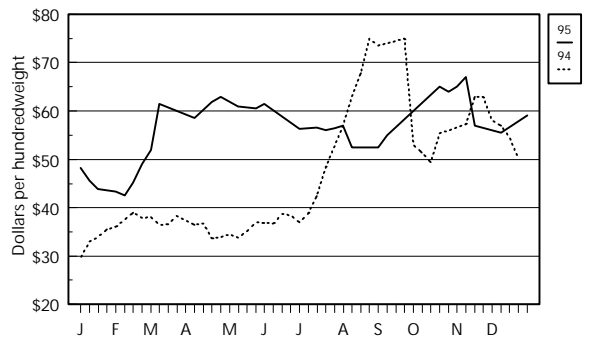
Pork Stomachs - Small Box



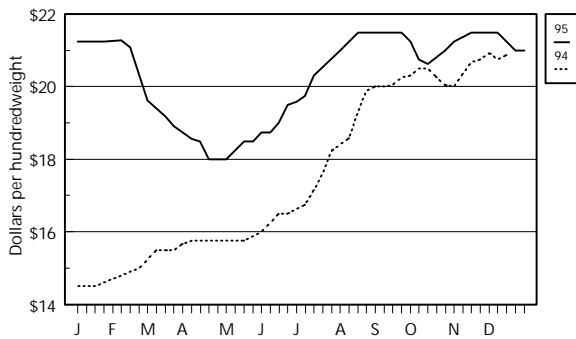
Pork Stomachs - Large Box



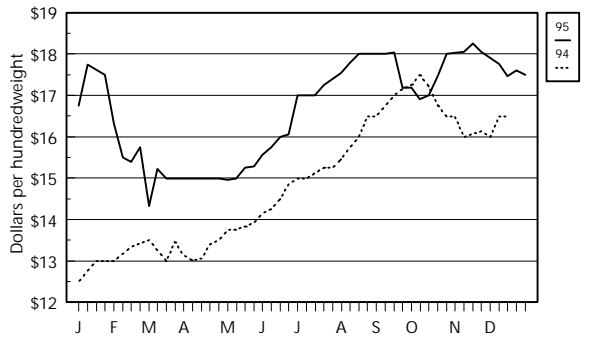
Green Bnls Tongue - Large Box



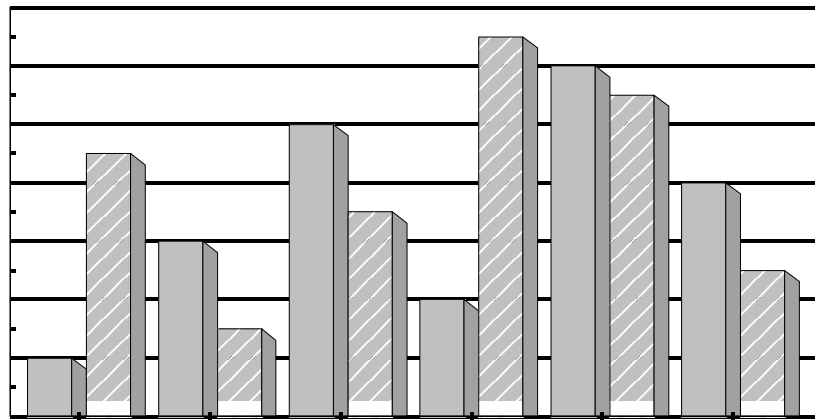
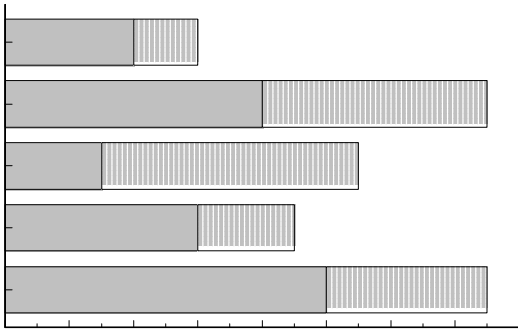
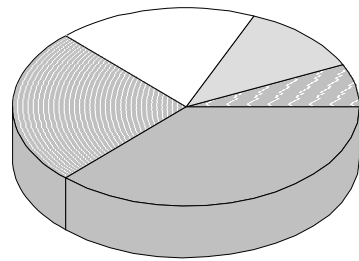
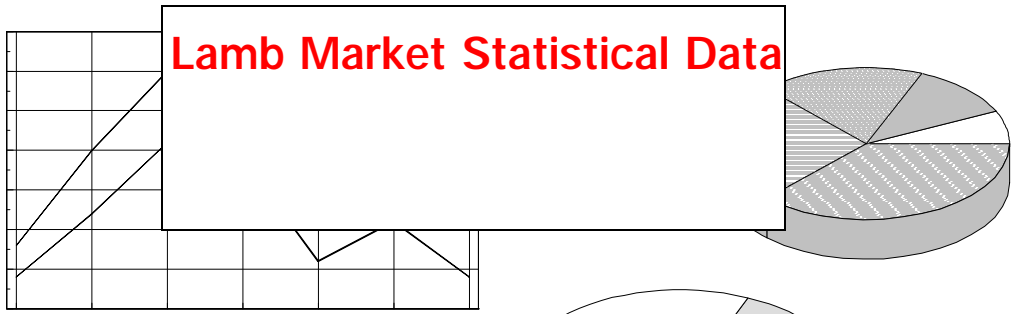
Loose Lard - Chicago Basis



Choice White Grease - Central



Graph Section



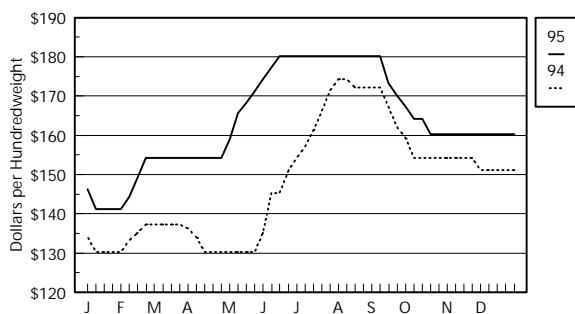
Lamb Carcass and Cuts

Lamb Carcass, Distributive Cuts and Cutout



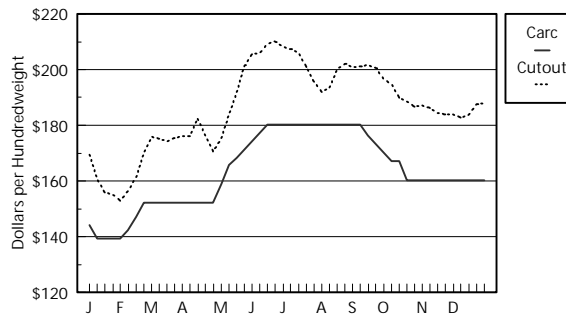
Lamb Carcass - East Coast Basis

55-65#

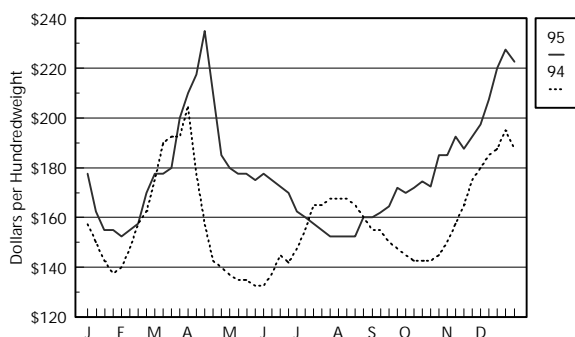


Lamb Carcass vs Cutout - East Coast

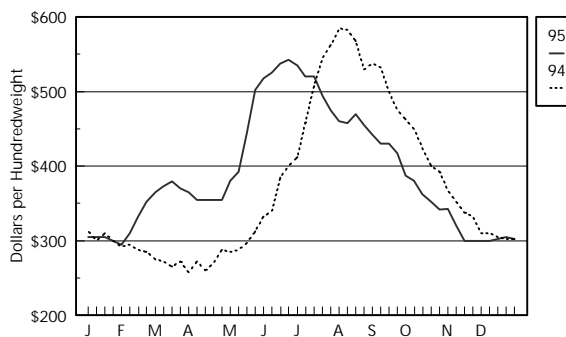
65-75# carcass vs 65#/up Cutout



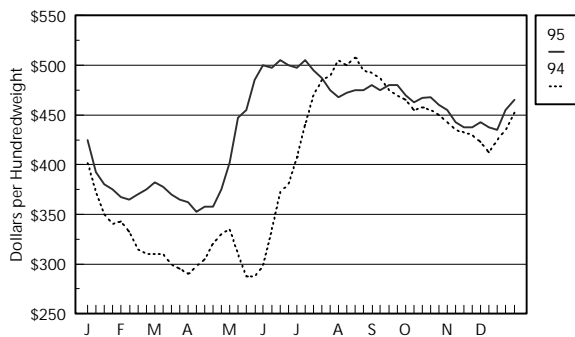
Double Legs



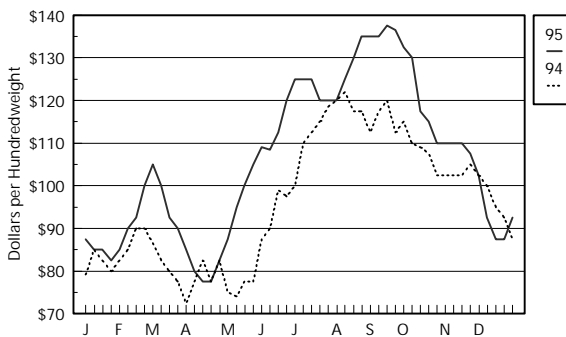
Trimmed Loins



Hotel Racks - 7-9#'s



Cross-Cut Chucks

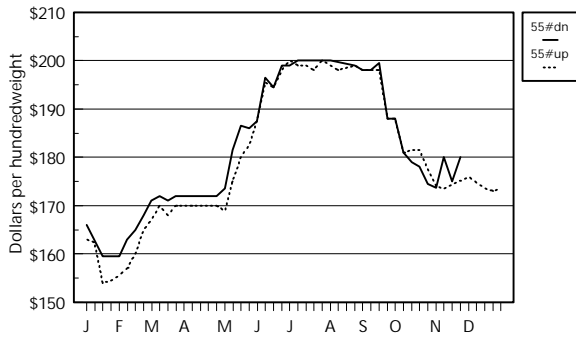




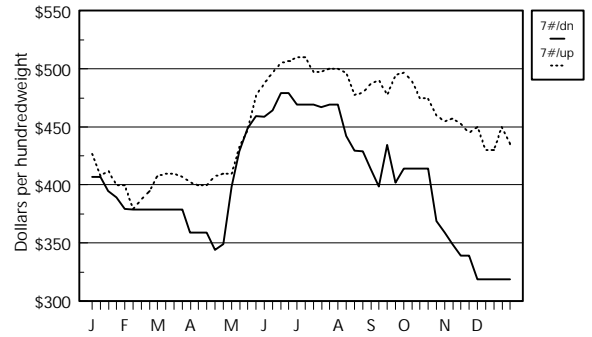
Lamb Cuts

Boxed Lamb Cuts

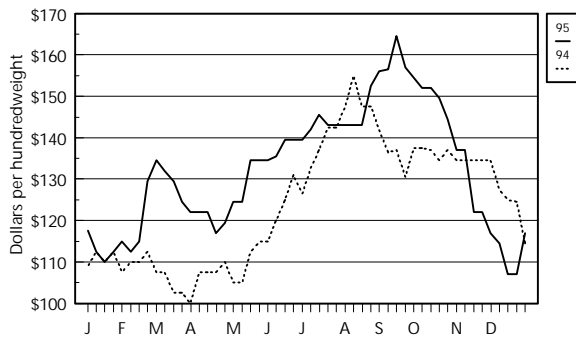
3-Way Carcass



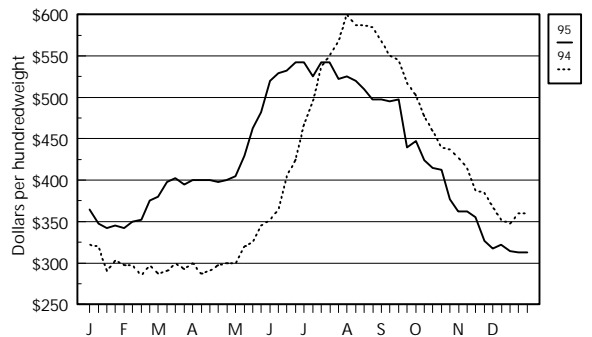
8-Rib Racks



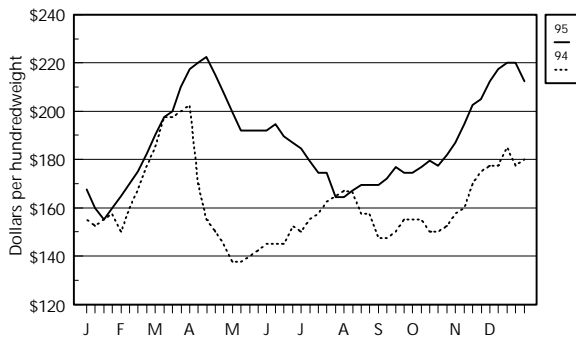
4-Rib Square-Cut Chuck



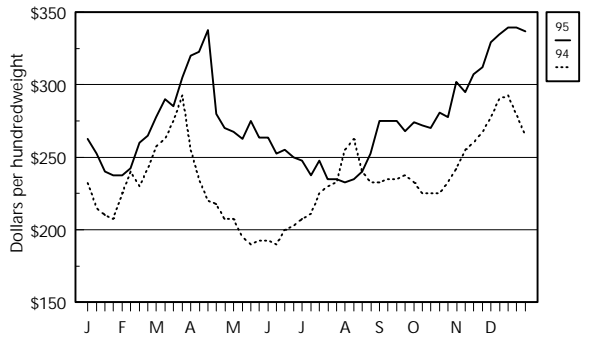
Trimmed 4x4 Loins



Double Trotter-On Legs

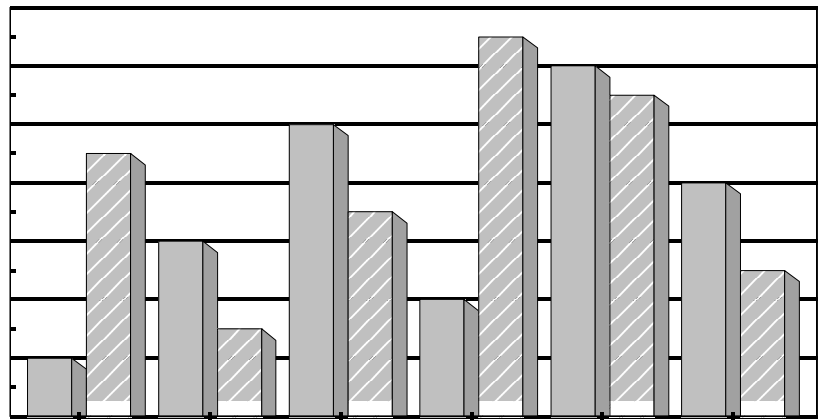
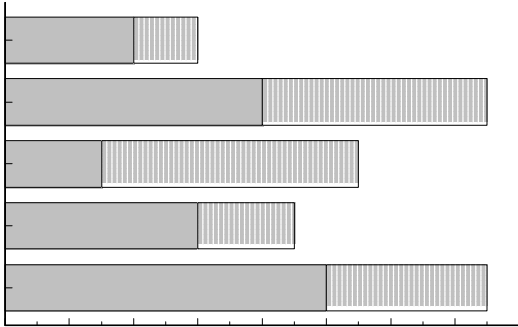
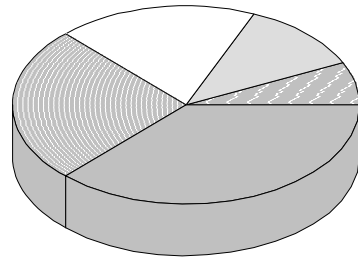
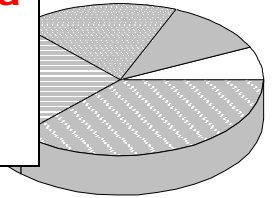
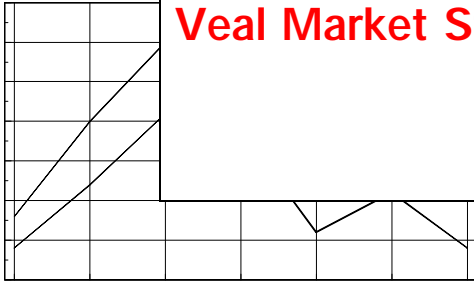


Single Boneless Legs



Graph Section

Veal Market Statistical Data



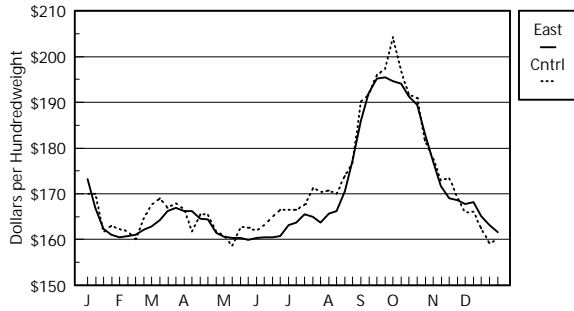
Veal Carcass and Cuts

Veal Carcass and Distributive vs Boxed Cuts



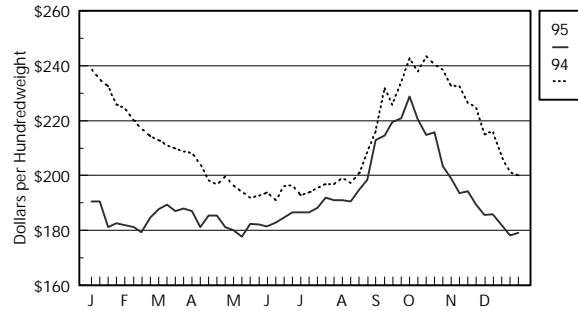
Hide-On Veal Carcass

Northeast vs North Central Basis



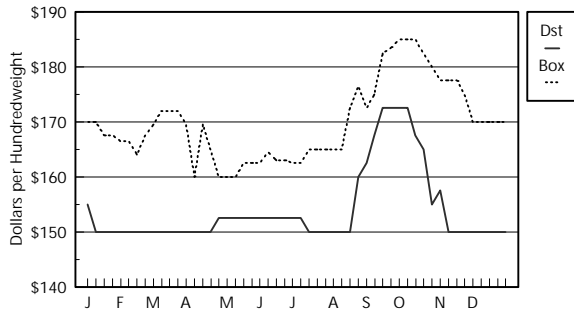
Hide-Off Veal Carcass

North Central Basis



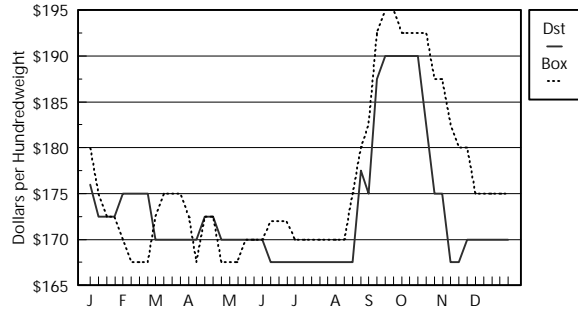
Forequarters

Distributive vs Boxed



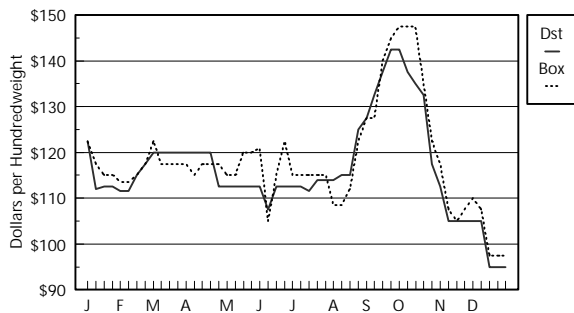
Kosher Forequarters

Distributive vs Boxed



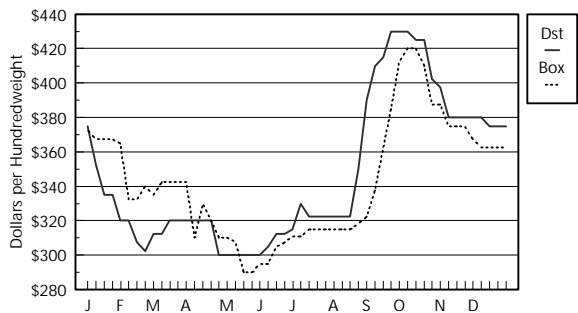
Square-Cut Chucks

Distributive vs Boxed



7-Rib Veal Rack

Distributive vs Boxed



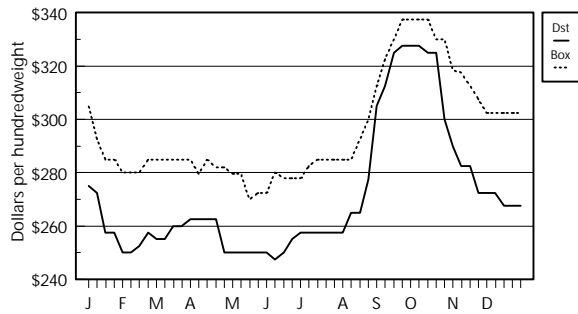


Veal Cuts

Distributive vs Boxed Veal Cuts

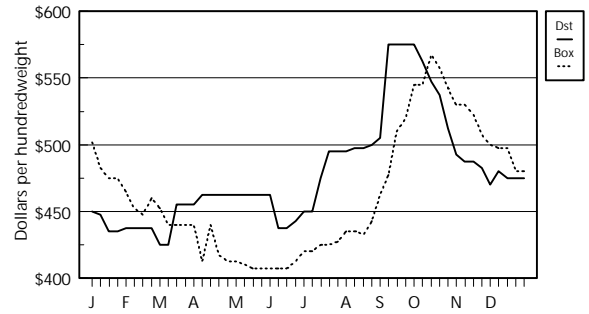
Hindquarters

Distributive vs Boxed



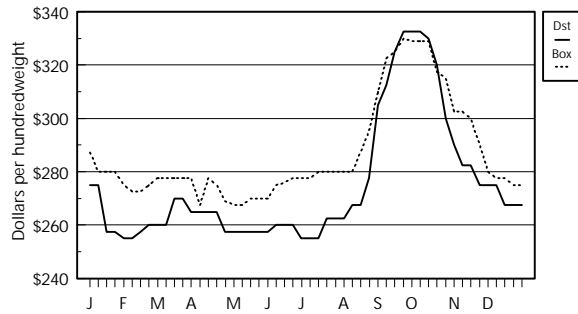
Trimmed 4 x 4 Loins

Distributive vs Boxed



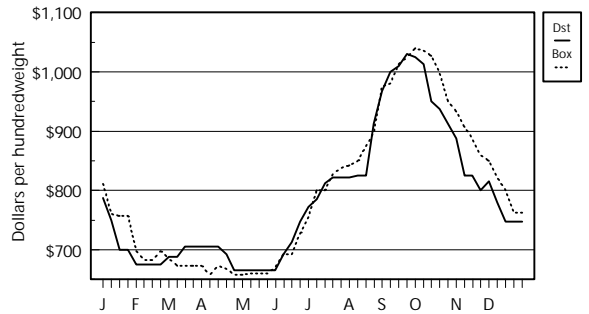
Legs of Veal

Double Distributive vs Single Boxed

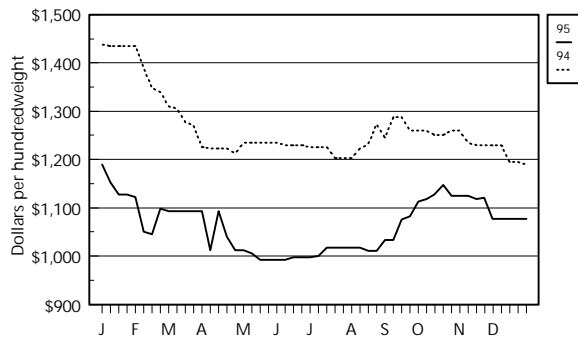


Top Inside Rounds

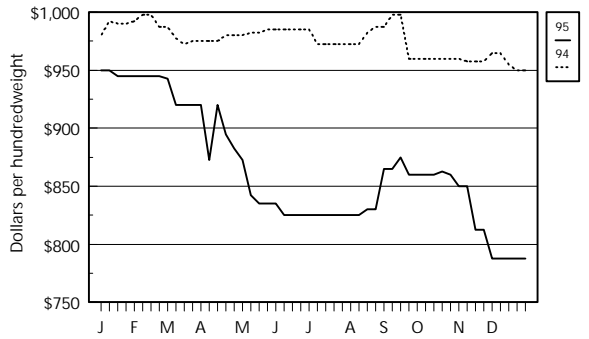
Distributive vs Boxed



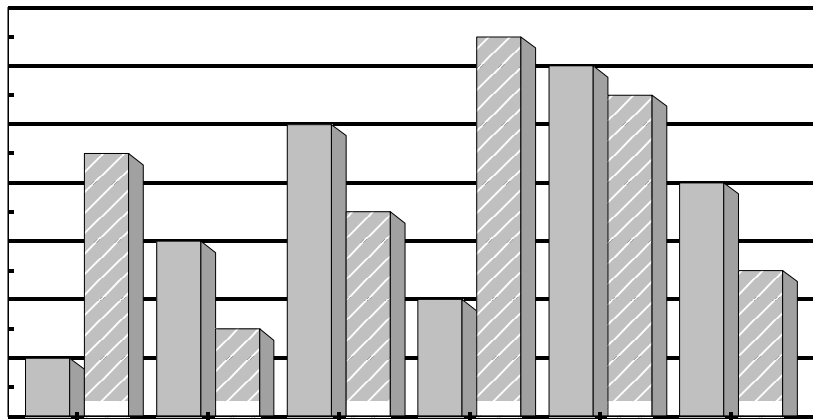
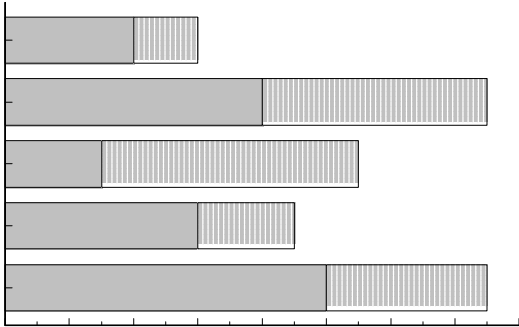
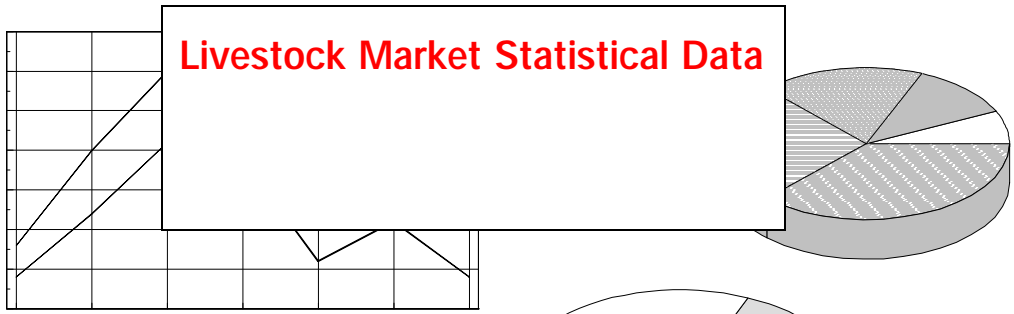
Veal Ribeyes - Boxed Basis



Veal Butt Tenders - Boxed Basis



Graph Section

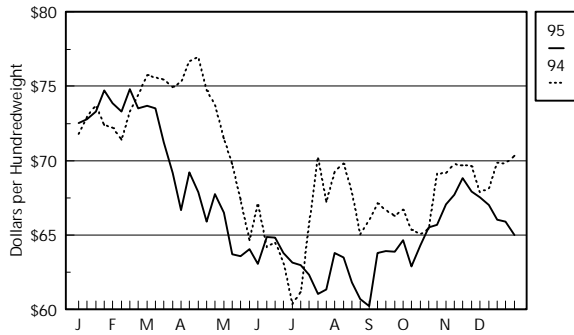


Live Cattle

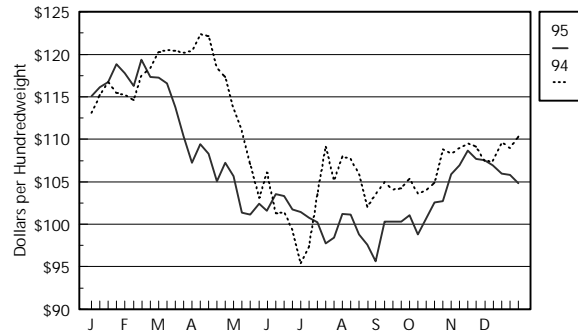
5-Area Direct Cattle Market



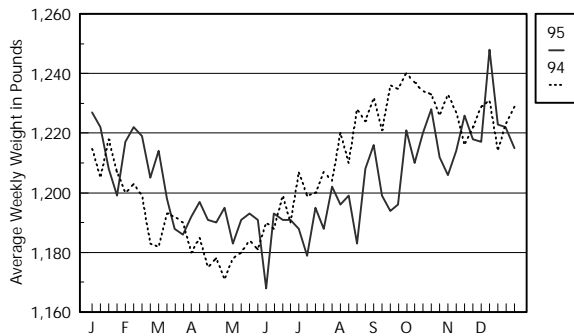
Live Steer Price



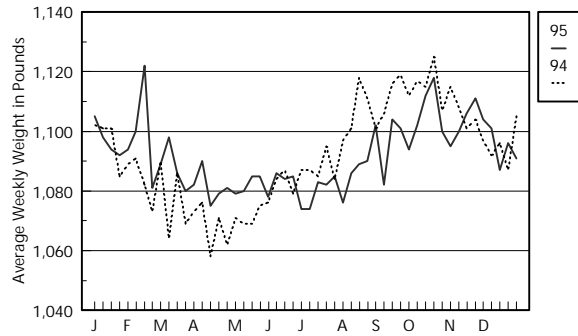
Dressed Steer Price



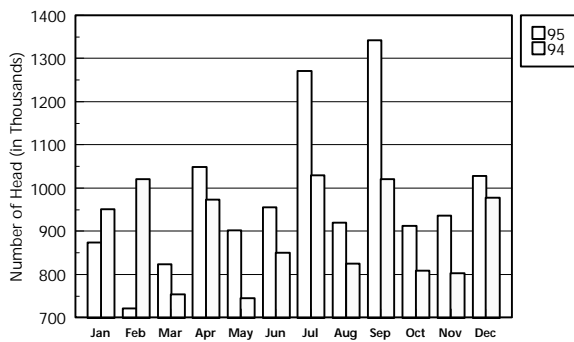
Live Steer Weight



Live Heifer Weight

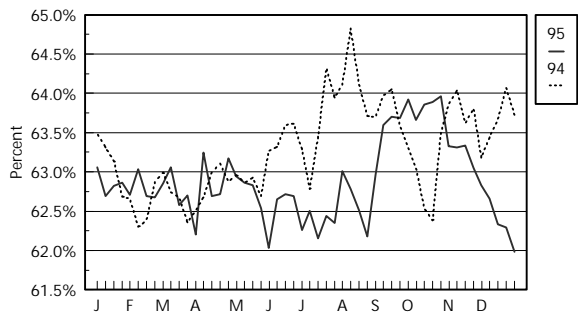


Total Weekly Head Count



Steer Dressing Percentage

(Calculated from Price Data)



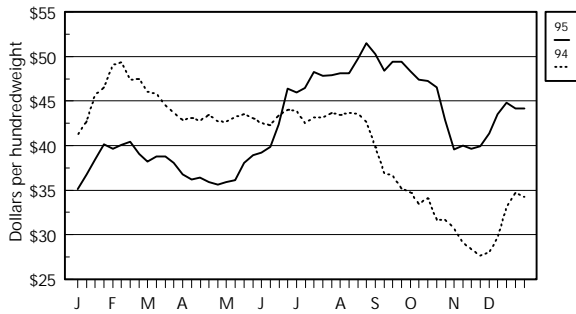


Live Hogs and Sheep

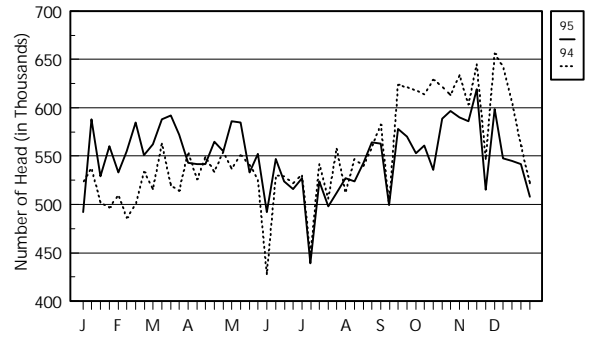
Iowa-Southern Minnesota Direct Hog Auction and Direct Sheep Markets

Iowa Direct Hog Price

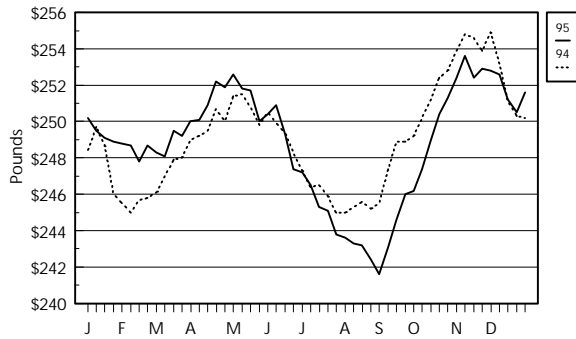
US 1-3 230-250#



Iowa Direct Hog Run

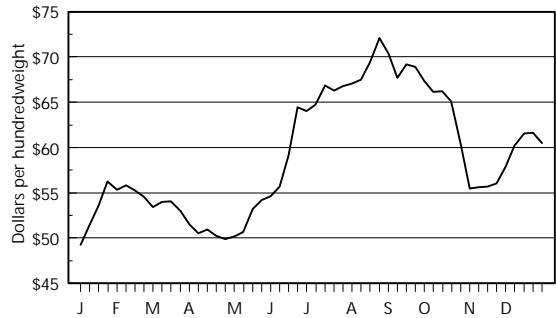


Iowa Direct Hog Weights

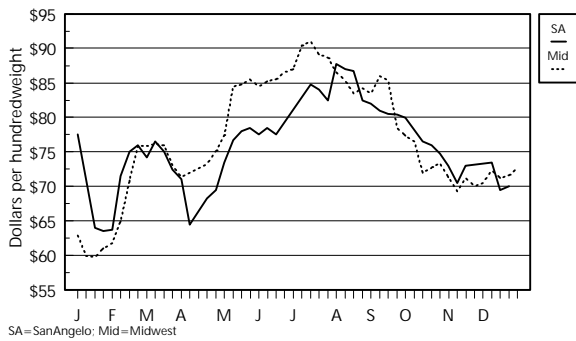


Western Cornbelt Carcass Lean Value

170-191# Carcass - 49-50% Lean

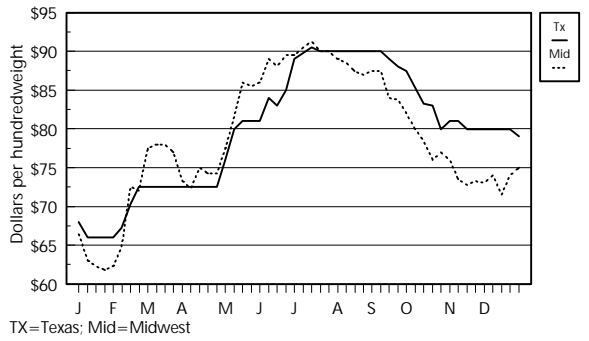


Auction Sheep Prices



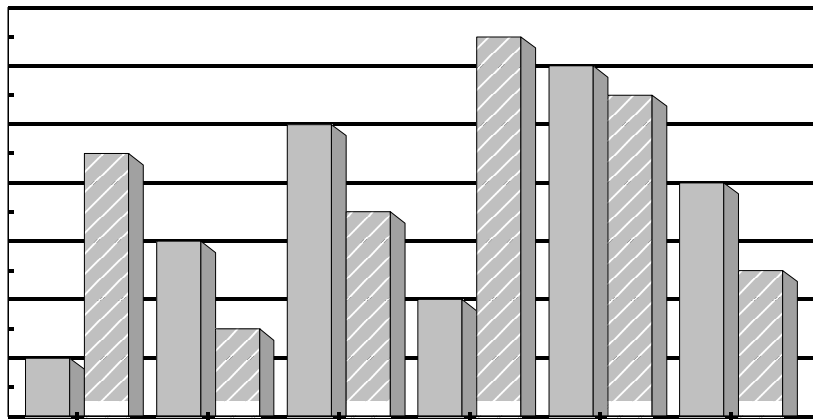
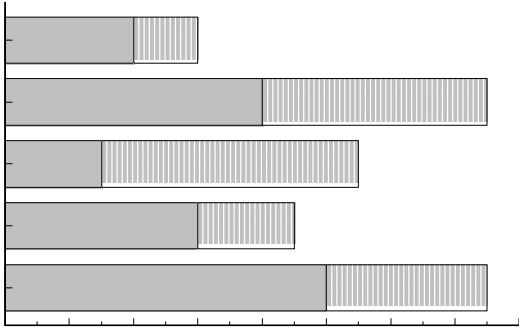
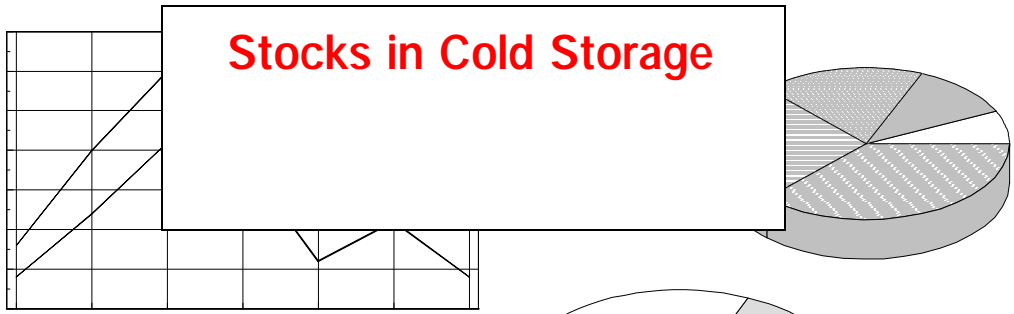
SA=SanAngelo; Mid=Midwest

Direct Sheep Prices



TX=Texas; Mid=Midwest

Graph Section

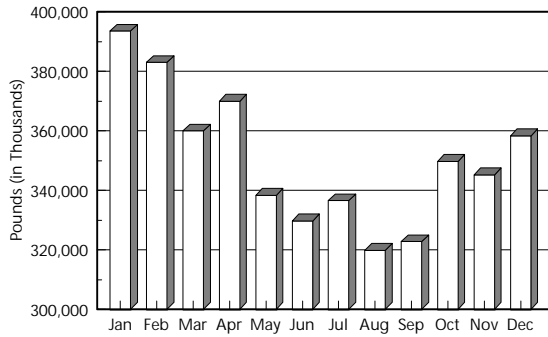


Stocks in Cold Storage

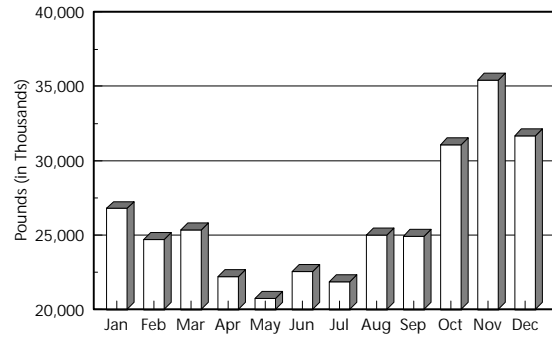
Beef and Pork Product held in Cold Storage by Month



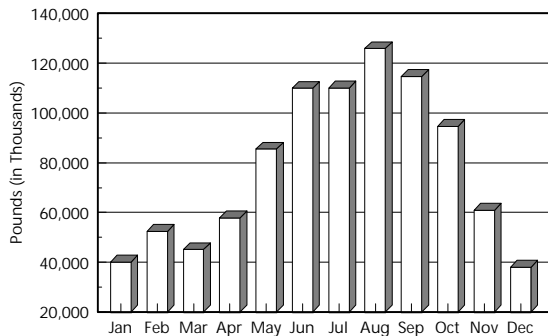
Boneless Beef



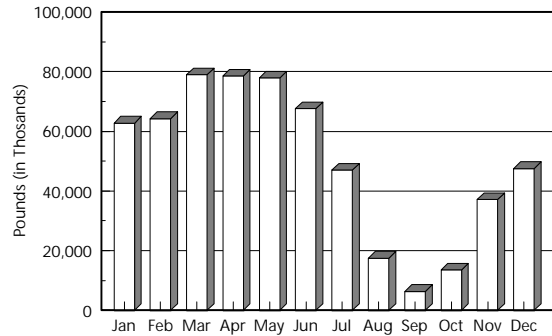
Beef Cuts



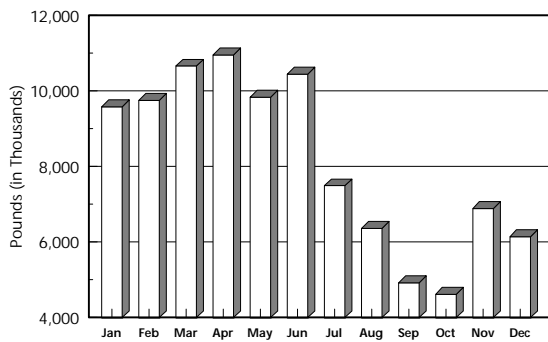
Hams



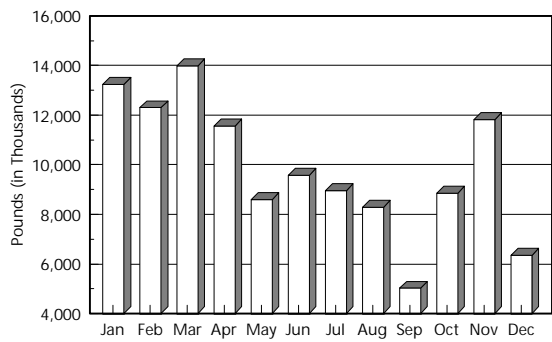
Bellies



Bone-In Pork Loins



Bone-in Picnics

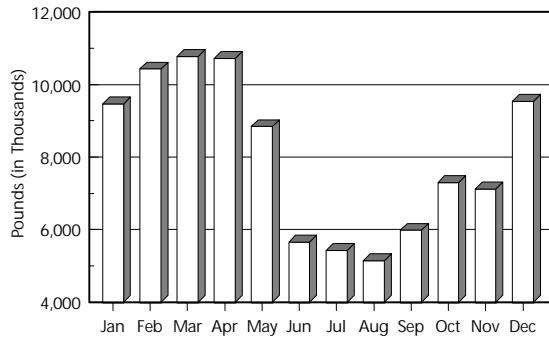




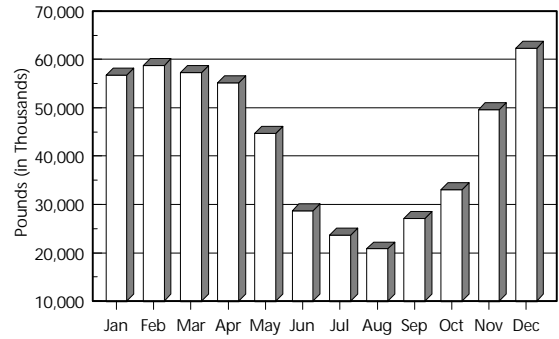
Stocks in Cold Storage

Pork, Lamb, and Veal Product held in Cold Storage by Month

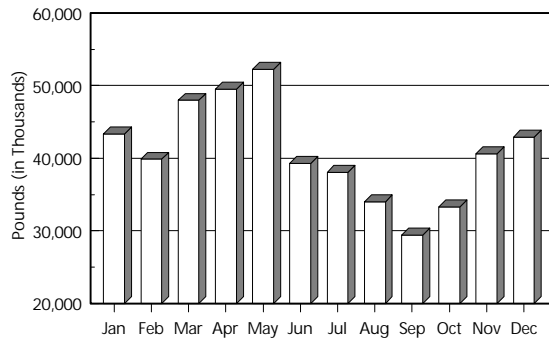
Boston Butts



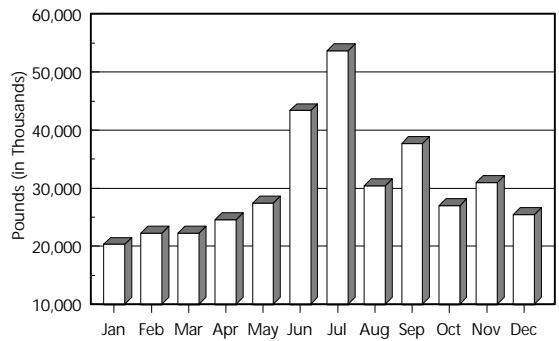
Spareribs



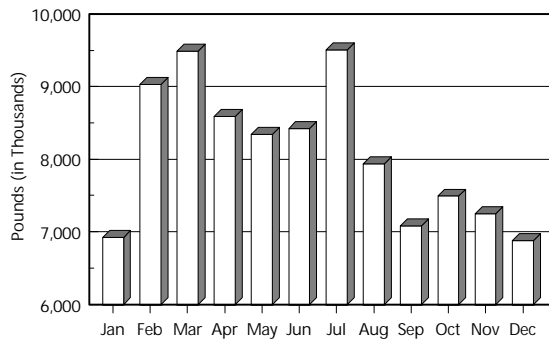
Pork Trimmings



Pork Variety Meats



Veal



Lamb and Mutton

