

2000

NATIONAL CARLOT
MEAT TRADE
REVIEW

Meat, Livestock, & Slaughter Data



Livestock and Seed Program
Livestock and Grain Market News Service
Des Moines, Iowa



The USDA Agriculture Marketing Service is proud to present the 2000 edition of the *National Carlot Meat Trade Review*, which contains market price information for cattle, hogs, and sheep, as well as beef, pork, lamb, veal, and various livestock by-products. This accurate and unbiased market information is collected by the USDA Livestock and Grain Market News Service through the excellent day-to-day support and cooperation from the members of the livestock and meat industries. As in previous years, this annual summary also provides actual livestock slaughter and meat production data supplied by the USDA National Agricultural Statistics Service, whose contributions to this book are always appreciated.

While this publication contains a wealth of valuable information, the *National Carlot Meat Trade Review* is only a condensed version of the market data that is actually available. More detailed historical market information and statistics for all of the reported commodities are available upon request from the Livestock and Grain Market News office in Des Moines, Iowa. Furthermore, for current market reports and publications, visit our web site at www.ams.usda.gov/marketnews.htm.

We appreciate this opportunity to serve you and hope that the *2000 National Carlot Meat Trade Review* proves useful in the coming years. Please feel free to contact our office if we can ever be of service.

Sincerely,

The Livestock and Grain Market News Service Staff, Des Moines, Iowa

Supervisory Staff

Mike Erwin
National Meat
Reporting Supervisor

Bill Sumpter
OIC, Meat Reporting

Mike Lynch
OIC, Livestock Reporting

Reporting Staff

Mick Davie
Charlie Gledhill
John Goetz
Al Hummel
Larry Johnson
Darold Mapes
Julius Moody
Jodie Pitcock
Mike Schrader
Samantha Simon
Chris Sommers
Bruce Thomas
Bill Worlie
Lamar Yawn

Computer Staff

Marjorie Hunt
Amy Levy
Denise Melcher

Support Staff

Nancy Gallagher
Dorothy Bear
Lucy Clark
Peggy Lanscak
Susie Moore
Donna Purdy

Table of Contents

Actual Slaughter Under Federal Inspection Statistics	
All Cattle, Steers, and Heifers	1
All Cows, Beef Cows, Dairy Cows, and Bulls & Stags	2
All Hogs, Barrows & Gilts, Sows, and Boars & Stags.	3
All Sheep, Mature Sheep, Lambs, Veal & Calves.	4
Daily Actual Slaughter Under Federal Inspection	
Cattle and Calves.	5
Hogs and Sheep	6
Actual U.S. Slaughter by Region	
Percentage of Total Cattle Slaughter by Region and Class	7
Actual Slaughter Under Federal Inspection Graphs	
Total Slaughter by Species	8
Meat Production by Species.	9
Dressed Weight by Species	10
Live Weight by Species	11
Livestock Inventory Statistics	
Cattle, Cattle on Feed, Hogs, Sheep, and Calf Slaughter.	12
Meat Grading and Certification	
National Steer and Heifer Estimated Grading Percent	13
National Summary of Meats Graded	14
National Summary of Meats Graded Graphs	15
Livestock Market Statistics	
5-Area Direct Live Cattle Market	16
National Carcass Premiums & Discounts for Slaughter Steers & Heifers	17
Live Cattle Market Graphs.	18
Slaughter Sheep and Hog Markets.	19
Slaughter Sheep and Hog Market Graphs	20
Beef Market Statistics	
Boxed Beef Cut-Out Values and Load Breakdown	21
Boxed Beef Composite Primal Values – Choice	22
Boxed Beef Composite Primal Values – Select	23
Boxed Beef Cut-Out Graphs	
Boxed Beef Cut-Out Value Graphs	24
Boxed Beef Primal and Cut-Out Value Comparisons	25
Choice and Select Fabricated Boxed Beef Cuts	
Boxed Beef Rib Cuts	26
Boxed Beef Chuck Cuts	27
Boxed Beef Chuck Cuts	28
Boxed Beef Chuck, Brisket, and Round Cuts.	29
Boxed Beef Round Cuts.	30
Boxed Beef Round Cuts.	31
Boxed Beef Round Cuts.	32
Boxed Beef Loin Cuts	33
Boxed Beef Loin Cuts	34
Boxed Beef Loin Cuts	35
Boxed Beef Loin Cuts and Thin Meats	36

Table of Contents

Processing Beef	
Coarse Grinds	37
Coarse Grind Blends	38
Processing Beef, Trimmings, Carcass Equivalent Index Values	39
Imported Beef	40
Processing Beef Graphs	41
Cutter Cow Cut-Out, Cow Carcasses, 100% Lean, and Cutter Cow Cuts	42
Carcass Equivalent Index, Cutter Cut-Out, Cow Carcass, and 100% Lean Graphs	43
Utility Cow Cuts	44
Utility Cow Cuts and Processing Beef	45
Beef By-Product Market Statistics	
By-Product Drop Value, Beef Variety Meats	46
Cow Variety Meats	47
Tallow and Protein Feed Supplements	48
Beef Variety Meat Graphs	49
Cow Variety Meat Graphs	50
By-Product Drop Value, Tallow, and Proteins Graphs	51
Major Packer Hides	52
Major Packer Hides Graphs	53
Pork Market Statistics	
Pork Carcass Cut-Out, Primal Values, and Load Breakdown.	54
Pork Carcass Cut-Out and Primal Value Comparison Graphs	55
Retail Pork Cuts	56
Retail Pork Cuts Graphs	57
Processing Pork Cuts -Hams	58
Processing Pork Cuts – Bellies and Trimmings	59
Processing Pork Cuts Graphs	60
Pork Variety Meats	61
Pork Variety Meats, Greases, and Lard	62
Pork Variety Meats Graphs	63
Pork Variety Meats, Greases, and Lard Graphs	64
Lamb Market Statistics	
Lamb Carcasses, Cut-Out Values, Distributive Cuts	65
Lamb Carcasses, Cut-Out Value, and Distributive Cuts Graphs	66
Boxed Lamb Cuts	67
Boxed Lamb Cuts Graphs	68
Veal Market Statistics	
Veal Carcasses and Distributive Cuts	69
Veal Carcasses and Distributive Cuts Graphs	70
Boxed Veal Cuts	71
Boxed Veal Cuts Graphs	72
Stocks in Cold Storage	
Beef, Pork, Lamb, and Veal Stocks	73
Beef, Pork, Lamb, and Veal Stocks Graphs	74
USDA Livestock Market News Reports	75-76
Glossary	77-78
Subscription Information	79

Actual Slaughter Under Federal Inspection

Meat Production and Actual Live & Dressed Weight

2000	All Cattle				Steer			Heifer		
Week Ending	Total Cattle	Beef Production	Live Weight	Dressed Weight	No. of Head	% of Total	Dressed Weight	No. of Head	% of Total	Dressed Weight
01/07	681,006	506.3	1,234	747	332,157	48.80%	806	221,882	32.60%	741
01/14	694,291	516.1	1,232	747	340,563	49.10%	805	225,864	32.50%	740
01/21	703,731	524.9	1,233	749	347,967	49.40%	805	232,180	33.00%	743
01/28	681,853	509.2	1,232	750	324,309	47.60%	805	241,840	35.50%	742
02/04	694,698	518.6	1,233	750	333,811	48.10%	804	246,382	35.50%	737
02/11	694,725	516.0	1,228	746	330,678	47.60%	800	244,631	35.20%	739
02/18	684,197	508.8	1,228	747	321,512	47.00%	801	247,369	36.20%	739
02/25	673,382	499.0	1,224	745	322,198	47.80%	795	237,375	35.30%	738
03/03	675,218	500.3	1,224	745	328,779	48.70%	793	233,020	34.50%	735
03/10	670,669	493.6	1,215	740	330,322	49.30%	788	225,857	33.70%	733
03/17	669,184	493.1	1,216	740	323,878	48.40%	789	233,871	34.90%	730
03/24	679,354	498.9	1,213	738	329,586	48.50%	784	236,162	34.80%	725
03/31	676,098	495.3	1,208	736	331,176	49.00%	783	232,843	34.40%	723
04/07	665,347	486.4	1,206	735	331,112	49.80%	779	225,048	33.80%	723
04/14	662,524	482.9	1,203	732	330,687	49.90%	778	220,834	33.30%	720
04/21	672,846	489.6	1,200	731	337,675	50.20%	777	225,628	33.50%	717
04/28	694,176	505.4	1,200	732	362,673	52.20%	775	221,536	31.90%	716
05/05	700,707	508.7	1,196	730	369,642	52.80%	774	217,638	31.10%	714
05/12	712,643	517.9	1,197	730	379,643	53.30%	776	217,514	30.50%	713
05/19	719,375	523.5	1,200	731	368,530	51.20%	780	234,135	32.50%	713
05/26	726,732	527.3	1,197	729	371,277	51.10%	777	234,261	32.20%	713
06/02	633,973	461.4	1,200	731	324,410	51.20%	779	208,012	32.80%	714
06/09	722,894	528.4	1,204	734	371,541	51.40%	784	234,287	32.40%	717
06/16	721,633	531.0	1,209	739	370,407	51.30%	789	237,273	32.90%	720
06/23	736,724	544.8	1,214	743	392,839	53.30%	793	228,364	31.00%	720
06/30	720,970	532.9	1,214	743	368,493	51.10%	796	234,809	32.60%	723
07/07	603,943	450.5	1,221	750	327,074	54.20%	797	193,505	32.00%	726
07/14	721,493	536.9	1,223	748	383,625	53.20%	799	221,370	30.70%	729
07/21	699,389	522.1	1,225	750	374,263	53.50%	801	213,743	30.60%	731
07/28	690,857	518.2	1,228	754	379,653	55.00%	804	207,434	30.00%	732
08/04	696,662	522.8	1,228	754	377,954	54.30%	805	213,090	30.60%	735
08/11	693,559	520.4	1,228	754	359,066	51.80%	806	229,957	33.20%	737
08/18	696,213	521.7	1,228	753	358,322	51.50%	807	230,697	33.10%	736
08/25	729,275	547.2	1,229	754	373,876	51.30%	810	238,714	32.70%	736
09/01	723,395	541.9	1,229	753	356,580	49.30%	811	244,199	33.80%	739
09/08	627,180	472.7	1,235	757	329,024	52.50%	811	197,864	31.50%	742
09/15	722,049	543.2	1,233	756	365,361	50.60%	812	236,912	32.80%	746
09/22	724,542	545.9	1,236	757	359,693	49.60%	814	244,687	33.80%	746
09/29	707,391	530.8	1,232	754	337,867	47.80%	811	250,086	35.40%	747
10/06	708,201	531.5	1,233	754	336,717	47.50%	813	249,829	35.30%	747
10/13	700,760	526.3	1,236	755	336,903	48.10%	812	244,391	34.90%	749
10/20	702,890	526.1	1,235	752	326,472	46.40%	813	247,803	35.30%	749
10/27	713,657	533.6	1,235	751	335,347	47.00%	812	247,815	34.70%	747
11/03	688,607	513.9	1,235	750	319,446	46.40%	811	238,395	34.60%	746
11/10	653,198	486.1	1,234	748	308,107	47.20%	810	215,829	33.00%	743
11/17	659,884	487.3	1,230	742	311,509	47.20%	803	215,918	32.70%	740
11/24	603,215	448.0	1,234	746	300,608	49.80%	804	193,098	32.00%	738
12/01	675,083	496.8	1,228	739	309,449	45.80%	802	227,231	33.70%	736
12/08	671,574	494.0	1,227	739	319,129	47.50%	800	214,924	32.00%	734
12/15	650,826	480.8	1,225	742	314,827	48.40%	801	217,435	33.40%	734
12/22	642,398	475.0	1,227	743	314,605	49.00%	800	210,326	32.70%	733
12/29	552,113	409.7	1,229	746	267,637	48.50%	801	188,735	34.20%	732
2000	35,627,304	26,403.7	1,222	745	17,758,979	49.84%	798	11,832,602	33.22%	733
1999	35,419,849	25,946.1	1,213	736	17,563,690	49.56%	793	11,625,868	32.83%	727

Source: USDA National Agricultural Statistics Service

Beef production in million pounds

Actual Slaughter Under Federal Inspection Meat Production and Actual Live & Dressed Weight

2000	All Cows			Beef Cows		Dairy Cows		Bulls & Stags		
Week Ending	No. of Head	% of Total	Dressed Weight	No. of Head	% of Total	No. of Head	% of Total	No. of Head	% of Total	Dressed Weight
01/07	115,789	17.00%	575	58,047	8.50%	57,742	8.50%	11,178	1.60%	897
01/14	115,496	16.70%	573	58,696	8.50%	56,800	8.20%	12,368	1.80%	889
01/21	111,059	15.80%	572	58,209	8.30%	52,850	7.50%	12,525	1.80%	891
01/28	104,617	15.30%	579	53,391	7.80%	51,226	7.50%	11,087	1.60%	916
02/04	102,538	14.80%	585	50,596	7.30%	51,942	7.50%	11,967	1.70%	912
02/11	107,222	15.50%	579	53,223	7.70%	53,999	7.80%	12,194	1.80%	897
02/18	103,819	15.20%	580	52,347	7.70%	51,472	7.50%	11,497	1.70%	901
02/25	102,739	15.30%	584	48,999	7.30%	53,740	8.00%	11,070	1.60%	896
03/03	101,779	15.00%	589	46,150	6.80%	55,629	8.20%	11,640	1.70%	912
03/10	102,181	15.20%	578	47,108	7.00%	55,073	8.20%	12,309	1.80%	903
03/17	99,467	14.90%	584	45,544	6.80%	53,923	8.10%	11,968	1.80%	908
03/24	101,734	14.90%	597	47,126	6.90%	54,608	8.00%	11,872	1.70%	918
03/31	99,990	14.70%	591	47,648	7.00%	52,342	7.70%	12,089	1.80%	903
04/07	97,467	14.60%	589	48,707	7.30%	48,760	7.30%	11,720	1.80%	911
04/14	99,328	15.00%	587	50,576	7.60%	48,752	7.40%	11,675	1.80%	910
04/21	97,907	14.50%	586	50,099	7.40%	47,808	7.10%	11,636	1.70%	895
04/28	98,110	14.10%	585	51,376	7.40%	46,734	6.70%	11,857	1.70%	889
05/05	101,191	14.40%	576	54,015	7.70%	47,176	6.70%	12,236	1.70%	912
05/12	103,115	14.50%	578	56,289	7.90%	46,826	6.60%	12,380	1.70%	902
05/19	104,048	14.40%	578	57,765	8.00%	46,283	6.40%	12,662	1.80%	907
05/26	108,335	14.90%	578	60,658	8.30%	47,677	6.60%	12,859	1.80%	905
06/02	90,704	14.30%	577	49,389	7.80%	41,315	6.50%	10,847	1.70%	912
06/09	104,964	14.50%	575	58,592	8.10%	46,372	6.40%	12,102	1.70%	920
06/16	101,622	14.10%	581	56,413	7.80%	45,209	6.30%	12,331	1.70%	917
06/23	102,815	13.90%	581	55,533	7.50%	47,282	6.40%	12,706	1.70%	909
06/30	104,685	14.60%	577	57,320	8.00%	47,365	6.60%	12,983	1.80%	915
07/07	75,355	12.40%	586	38,316	6.30%	37,039	6.10%	8,009	1.30%	915
07/14	103,691	14.30%	580	55,121	7.60%	48,570	6.70%	12,807	1.80%	888
07/21	99,051	14.20%	580	50,910	7.30%	48,141	6.90%	12,332	1.80%	885
07/28	92,030	13.30%	577	46,108	6.70%	45,922	6.60%	11,740	1.70%	895
08/04	93,802	13.40%	576	47,675	6.80%	46,127	6.60%	11,816	1.70%	882
08/11	92,841	13.40%	576	47,006	6.80%	45,835	6.60%	11,695	1.70%	885
08/18	95,278	13.60%	572	49,075	7.00%	46,203	6.60%	11,916	1.70%	895
08/25	103,450	14.20%	573	53,030	7.30%	50,420	6.90%	13,235	1.80%	890
09/01	108,698	15.00%	573	56,594	7.80%	52,104	7.20%	13,918	1.90%	887
09/08	89,621	14.30%	579	44,207	7.00%	45,414	7.20%	10,671	1.70%	879
09/15	106,873	14.80%	570	56,411	7.80%	50,462	7.00%	12,903	1.80%	886
09/22	107,802	14.90%	577	56,765	7.80%	51,037	7.00%	12,360	1.70%	876
09/29	107,103	15.10%	575	52,894	7.50%	54,209	7.70%	12,335	1.70%	875
10/06	109,589	15.50%	575	57,406	8.10%	52,183	7.40%	12,066	1.70%	859
10/13	107,953	15.40%	575	56,617	8.10%	51,336	7.30%	11,513	1.60%	863
10/20	116,294	16.50%	573	61,648	8.80%	54,646	7.80%	12,321	1.80%	870
10/27	118,171	16.60%	574	63,214	8.90%	54,957	7.70%	12,324	1.70%	862
11/03	118,545	17.20%	580	62,425	9.10%	56,120	8.10%	12,221	1.80%	867
11/10	117,994	18.10%	581	60,304	9.20%	57,690	8.80%	11,268	1.70%	865
11/17	120,887	18.30%	574	61,935	9.40%	58,952	8.90%	11,570	1.80%	871
11/24	99,847	16.60%	576	50,571	8.40%	49,276	8.20%	9,662	1.60%	870
12/01	126,798	18.80%	580	64,130	9.50%	62,668	9.30%	11,605	1.70%	860
12/08	125,140	18.60%	577	63,753	9.50%	61,387	9.10%	12,381	1.80%	852
12/15	108,475	16.70%	575	54,473	8.40%	54,002	8.30%	10,089	1.60%	857
12/22	108,330	16.90%	581	53,341	8.30%	54,989	8.60%	9,137	1.40%	891
12/29	88,608	16.10%	593	43,474	7.90%	45,134	8.20%	7,133	1.30%	897
2000	5,424,947	15.24%	579	2,781,219	7.80%	2,643,728	7.43%	610,785	1.71%	892
1999	5,603,526	15.84%	560	3,030,816	8.56%	2,572,022	7.28%	627,023	1.77%	882

Source: USDA National Agricultural Statistics Service

Actual Slaughter Under Federal Inspection

Meat Production and Actual Live & Dressed Weight

2000	All Hogs				Barrows & Gilts			Sows			Boars & Stags		
Week Ending	Total Hogs	Pork Prod	Live Weight	Dressed Weight	No. of Head	% of Total	Dressed Weight	No. of Head	% of Total	Dressed Weight	No. of Head	% of Total	Dressed Weight
01/07	1,909,534	369.9	263	195	1,845,099	96.60%	191	58,116	3.00%	300	6,319	0.30%	219
01/14	1,984,934	384.1	263	194	1,917,790	96.60%	191	60,310	3.00%	297	6,834	0.30%	229
01/21	1,902,037	368.0	263	194	1,842,986	96.90%	191	52,870	2.80%	300	6,181	0.30%	231
01/28	1,852,020	357.4	262	194	1,796,809	97.00%	191	50,138	2.70%	300	5,073	0.30%	232
02/04	1,863,169	359.3	261	194	1,802,777	96.80%	190	54,483	2.90%	301	5,909	0.30%	229
02/11	1,900,877	366.8	262	194	1,838,909	96.70%	191	55,893	2.90%	296	6,075	0.30%	231
02/18	1,901,129	366.9	262	194	1,840,863	96.80%	191	54,713	2.90%	297	5,553	0.30%	230
02/25	1,902,148	367.2	262	194	1,842,049	96.80%	191	54,452	2.90%	298	5,647	0.30%	230
03/03	1,920,346	371.5	263	194	1,857,574	96.70%	191	57,574	3.00%	300	5,198	0.30%	237
03/10	1,902,422	367.7	262	194	1,841,220	96.80%	191	55,545	2.90%	299	5,657	0.30%	234
03/17	1,911,232	369.1	262	194	1,848,206	96.70%	191	57,606	3.00%	297	5,420	0.30%	244
03/24	1,862,754	360.6	263	194	1,798,029	96.50%	191	58,919	3.20%	300	5,806	0.30%	237
03/31	1,879,233	363.2	262	194	1,816,236	96.60%	191	56,309	3.00%	298	6,688	0.40%	225
04/07	1,824,242	352.9	262	194	1,761,528	96.60%	191	56,695	3.10%	302	6,019	0.30%	234
04/14	1,831,707	354.7	263	194	1,769,947	96.60%	191	56,069	3.10%	303	5,691	0.30%	236
04/21	1,699,962	330.5	264	195	1,642,285	96.60%	192	51,948	3.10%	303	5,729	0.30%	236
04/28	1,717,631	334.2	264	195	1,657,824	96.50%	192	55,195	3.20%	301	4,612	0.30%	233
05/05	1,795,529	349.0	264	195	1,735,106	96.60%	192	54,968	3.10%	298	5,455	0.30%	226
05/12	1,766,818	343.5	263	195	1,706,293	96.60%	192	54,371	3.10%	302	6,154	0.30%	230
05/19	1,753,435	340.8	263	195	1,692,034	96.50%	192	54,850	3.10%	303	6,551	0.40%	223
05/26	1,775,829	344.2	263	195	1,709,381	96.30%	191	58,638	3.30%	299	7,810	0.40%	213
06/02	1,474,658	286.4	263	195	1,418,613	96.20%	191	50,514	3.40%	304	5,531	0.40%	217
06/09	1,796,270	348.6	263	195	1,729,879	96.30%	191	59,590	3.30%	301	6,801	0.40%	218
06/16	1,757,516	340.6	262	195	1,692,150	96.30%	191	58,090	3.30%	303	7,276	0.40%	218
06/23	1,770,567	341.9	261	194	1,704,133	96.20%	190	58,803	3.30%	304	7,631	0.40%	216
06/30	1,784,156	342.5	260	193	1,715,230	96.10%	189	61,395	3.40%	305	7,531	0.40%	217
07/07	1,444,968	277.2	259	193	1,395,207	96.60%	189	44,974	3.10%	300	4,787	0.30%	206
07/14	1,828,374	350.3	259	192	1,762,009	96.40%	189	58,234	3.20%	304	8,131	0.40%	216
07/21	1,798,547	344.9	260	193	1,730,678	96.20%	189	60,319	3.40%	302	7,550	0.40%	217
07/28	1,768,135	339.0	259	193	1,697,949	96.00%	188	63,307	3.60%	300	6,879	0.40%	215
08/04	1,770,710	338.6	259	192	1,701,005	96.10%	188	63,798	3.60%	301	5,907	0.30%	227
08/11	1,825,234	347.7	258	191	1,758,735	96.40%	187	60,523	3.30%	299	5,976	0.30%	225
08/18	1,862,479	354.9	258	191	1,797,050	96.50%	188	59,108	3.20%	302	6,321	0.30%	231
08/25	1,888,756	360.7	258	192	1,823,102	96.50%	188	59,622	3.20%	299	6,032	0.30%	230
09/01	1,849,520	352.2	258	191	1,784,181	96.50%	187	59,545	3.20%	301	5,794	0.30%	229
09/08	1,761,205	337.7	259	193	1,702,762	96.70%	189	54,108	3.10%	305	4,335	0.20%	238
09/15	1,977,778	379.2	260	193	1,910,345	96.60%	189	61,949	3.10%	302	5,484	0.30%	243
09/22	1,921,850	369.4	260	193	1,854,556	96.50%	189	61,657	3.20%	304	5,637	0.30%	231
09/29	1,965,300	387.7	261	194	1,898,007	96.60%	190	61,355	3.10%	303	5,938	0.30%	241
10/06	1,955,380	376.6	261	193	1,891,224	96.70%	190	58,293	3.00%	303	5,863	0.30%	224
10/13	1,996,694	385.6	262	194	1,927,367	96.50%	190	63,388	3.20%	302	5,939	0.30%	220
10/20	1,971,530	382.9	264	195	1,904,464	96.60%	191	60,855	3.10%	307	6,211	0.30%	225
10/27	2,046,160	398.9	265	196	1,978,840	97.60%	196	61,642	3.00%	305	5,678	0.30%	227
11/03	2,091,737	409.7	266	197	2,017,853	96.50%	193	66,972	3.20%	309	6,912	0.30%	231
11/10	1,969,269	386.8	267	197	1,900,295	96.50%	193	62,527	3.20%	309	6,447	0.30%	229
11/17	2,042,230	399.6	265	197	1,970,159	96.50%	193	65,059	3.20%	306	7,012	0.30%	224
11/24	1,763,971	354.2	265	197	1,712,737	97.10%	194	46,300	2.60%	302	4,934	0.30%	234
12/01	2,024,207	399.1	267	198	1,951,551	96.40%	194	65,966	3.30%	304	6,690	0.30%	227
12/08	1,986,623	391.7	267	198	1,915,006	96.40%	194	65,057	3.30%	321	6,560	0.30%	225
12/15	1,957,782	383.8	265	197	1,892,203	96.70%	193	59,401	3.00%	330	6,178	0.30%	215
12/22	1,879,519	366.2	264	196	1,817,812	96.70%	191	55,829	3.00%	330	5,878	0.30%	218
12/29	1,634,243	320.5	265	197	1,586,038	97.10%	193	44,972	2.80%	326	3,233	0.20%	219
2000	96,422,356	18,676.6	262	194	93,104,085	96.57%	191	3,002,814	3.12%	304	315,457	0.32%	227
1999	99,554,849	18,946.6	259	191	95,810,640	96.24%	187	3,334,244	3.35%	296	409,136	0.41%	232

Source: USDA National Agricultural Statistics Service

Pork production in million pounds

Actual Slaughter Under Federal Inspection Meat Production and Actual Live & Dressed Weight

2000	All Sheep				Mature Sheep			Lambs			Veal & Calves			
Week Ending	Total Head	Lamb Prod	Live Wght	Drsd Wght	No. of Head	% of Total	Drsd Wght	No. of Head	% of Total	Drsd Wght	Total Head	Veal Prod	Live Wght	Drsd Wght
01/07	65,193	4.4	138	68	3,524	5.40%	60	61,669	94.60%	69	22,212	4.0	299	183
01/14	65,359	4.4	137	68	3,132	4.80%	58	62,227	95.20%	68	21,517	4.0	312	191
01/21	63,878	4.4	139	69	3,037	4.80%	59	60,841	95.20%	69	21,618	4.0	311	190
01/28	65,440	4.6	141	70	2,864	4.40%	59	62,576	95.60%	70	20,633	3.9	313	191
02/04	68,995	4.8	141	70	2,864	4.20%	58	66,131	95.80%	70	21,536	4.1	317	193
02/11	68,184	4.7	138	69	3,213	4.70%	60	64,971	95.30%	69	22,487	4.3	315	193
02/18	62,461	4.3	138	68	2,887	4.60%	57	59,574	95.40%	69	21,312	4.0	312	192
02/25	65,904	4.6	140	69	2,946	4.50%	58	62,958	95.50%	70	21,913	4.2	317	195
03/03	71,407	4.9	140	69	3,199	4.50%	59	68,208	95.50%	70	22,798	4.3	314	194
03/10	75,013	5.3	141	70	2,998	4.00%	60	72,015	96.00%	71	22,309	4.2	313	193
03/17	76,314	5.3	139	69	4,170	5.50%	62	72,144	94.50%	70	21,114	4.0	315	193
03/24	68,932	4.9	144	71	3,016	4.40%	61	65,916	95.60%	72	20,378	3.9	313	193
03/31	77,029	5.5	145	72	3,229	5.40%	60	73,800	95.80%	73	19,810	3.9	323	199
04/07	84,197	6.0	144	71	2,997	4.80%	61	81,200	96.40%	72	19,906	4.0	332	204
04/14	100,997	6.9	138	69	3,139	4.80%	62	97,858	96.90%	69	18,440	3.8	337	208
04/21	77,810	5.1	130	65	3,236	4.40%	62	74,574	95.80%	65	17,956	3.6	336	207
04/28	62,126	4.1	132	66	3,588	4.20%	60	58,538	94.20%	66	19,101	3.9	338	208
05/05	50,542	3.5	138	69	3,450	4.70%	60	47,092	93.20%	69	18,752	3.9	346	213
05/12	56,629	3.9	136	68	3,531	4.60%	62	53,098	93.80%	69	19,281	4.0	342	211
05/19	57,187	3.9	138	69	3,671	4.50%	61	53,516	93.60%	69	19,939	4.1	338	209
05/26	56,384	3.8	136	68	3,527	4.50%	63	52,857	93.70%	68	19,066	3.8	331	205
06/02	51,577	3.5	135	67	3,487	4.00%	62	48,090	93.20%	68	17,356	3.3	319	196
06/09	54,879	3.6	134	67	3,466	5.50%	64	51,413	93.70%	67	19,544	3.8	323	199
06/16	55,298	3.7	134	67	3,310	4.40%	65	51,988	94.00%	67	20,525	4.0	325	200
06/23	57,486	3.9	135	67	3,399	4.20%	63	54,087	94.10%	67	20,734	3.9	310	191
06/30	54,723	3.6	132	66	3,461	3.60%	64	51,262	93.70%	66	22,348	4.1	304	188
07/07	47,192	3.1	132	65	2,830	3.10%	65	44,362	94.00%	65	19,068	3.4	295	182
07/14	57,632	3.8	132	65	3,034	5.30%	64	54,598	94.70%	66	23,743	4.3	299	185
07/21	57,250	3.8	133	66	3,436	6.00%	64	53,814	94.00%	66	23,342	4.1	290	180
07/28	56,909	3.7	131	65	2,874	5.10%	66	54,035	94.90%	65	21,990	3.9	289	179
08/04	58,068	3.7	130	65	3,367	5.80%	67	54,701	94.20%	64	21,849	3.7	283	174
08/11	57,577	3.7	129	64	3,071	5.30%	66	54,506	94.70%	64	20,876	3.6	287	177
08/18	57,229	3.7	130	67	3,134	5.50%	67	54,095	94.50%	64	21,476	3.8	290	178
08/25	56,138	3.6	129	64	3,395	6.00%	65	52,743	94.00%	64	20,641	3.6	287	176
09/01	61,492	4.0	130	65	3,870	6.30%	67	57,622	93.70%	64	21,767	3.8	288	177
09/08	56,846	3.7	131	65	3,076	5.40%	66	53,770	94.60%	65	18,557	3.0	272	167
09/15	61,836	4.1	132	66	3,310	5.40%	66	58,526	94.60%	66	22,885	4.0	292	180
09/22	64,261	4.2	133	66	3,324	5.20%	67	60,937	94.80%	66	22,384	4.1	299	185
09/29	61,828	4.1	134	67	3,128	5.10%	66	58,700	94.90%	67	22,120	4.1	306	189
10/06	61,871	4.1	135	67	3,254	5.30%	63	58,617	94.70%	67	21,328	4.0	315	194
10/13	58,134	3.9	134	67	3,007	5.20%	63	55,127	94.80%	67	21,996	4.1	306	189
10/20	57,662	3.9	136	67	2,961	5.10%	66	54,701	94.90%	67	21,521	4.0	307	189
10/27	61,581	4.2	137	68	3,115	5.10%	68	58,466	94.90%	68	21,706	4.1	309	191
11/03	67,319	4.6	138	68	3,049	4.50%	66	64,270	95.50%	69	21,100	4.2	266	197
11/10	69,737	4.8	140	69	3,209	4.60%	66	66,528	95.40%	69	21,075	4.1	323	200
11/17	66,741	4.6	139	69	2,979	4.50%	66	63,762	95.50%	69	20,180	4.0	317	196
11/24	52,069	3.6	140	70	2,693	5.20%	67	49,376	94.80%	70	18,185	3.5	318	197
12/01	75,493	5.3	143	71	3,017	4.00%	64	72,476	96.00%	71	22,926	4.3	308	191
12/08	75,377	5.3	143	71	3,085	4.10%	63	72,292	95.90%	71	22,282	4.4	324	200
12/15	76,295	5.3	141	70	3,150	4.10%	61	73,145	95.90%	70	21,252	4.1	321	198
12/22	66,650	4.6	139	69	3,546	5.30%	60	63,104	94.70%	69	22,884	4.3	308	193
12/29	50,124	3.5	140	69	2,551	5.10%	61	47,573	94.90%	70	18,315	3.6	320	199
2000	3,307,255	224.5	136	68	166,806	4.83%	63	3,140,449	94.84%	68	1,088,033	205.1	311	192
1999	3,554,800	235.8	134	66	192,093	5.49%	59	3,362,707	94.51%	67	1,249,051	217.9	290	178

Source: USDA National Agricultural Statistics Service

Lamb and veal production in million pounds

Daily Actual Slaughter Under Federal Inspection

Cattle & Calves

2000	Actual Daily Cattle Slaughter						Actual Daily Calf Slaughter					
Week Ending	Mon	Tue	Wed	Thu	Fri	Sat	Mon	Tue	Wed	Thu	Fri	Sat
01/07	118,033	126,462	126,286	124,716	127,026	58,483	3,987	4,789	4,629	3,607	5,077	123
01/14	126,917	124,863	129,700	127,168	122,432	63,211	4,036	4,501	4,684	3,901	4,394	1
01/21	125,954	127,195	129,177	128,992	126,311	66,102	4,069	4,510	4,790	3,926	4,323	0
01/28	118,628	127,864	126,834	126,429	122,962	59,136	4,199	4,713	3,594	3,766	4,357	4
02/04	117,116	125,343	129,161	126,895	126,432	69,751	4,595	4,199	4,187	4,376	4,179	0
02/11	128,364	129,504	128,291	129,269	122,436	56,861	4,593	4,790	4,481	3,992	4,631	0
02/18	127,427	127,569	127,774	129,510	127,366	44,551	4,472	4,393	4,305	4,144	3,998	0
02/25	111,806	129,736	124,865	128,571	126,314	52,090	3,659	4,704	4,382	4,357	4,488	323
03/03	125,662	126,847	126,896	128,051	127,363	40,399	4,500	4,810	4,594	4,054	4,840	0
03/10	119,181	125,142	127,565	130,148	119,886	48,747	4,600	5,013	4,718	3,889	4,089	0
03/17	121,805	127,747	128,605	128,179	122,055	40,793	4,437	4,122	4,705	3,627	4,217	6
03/24	125,398	128,518	124,846	129,094	121,921	49,577	4,152	4,208	4,653	3,137	4,227	1
03/31	127,110	127,539	128,361	127,388	125,687	40,013	4,463	3,815	4,313	3,494	3,724	1
04/07	124,562	127,231	125,118	129,310	127,324	31,802	4,646	3,994	4,149	3,182	3,935	0
04/14	127,267	130,050	125,873	131,237	124,354	23,743	4,334	3,576	3,893	3,075	3,447	115
04/21	129,460	129,955	128,492	124,714	127,555	32,670	4,112	3,540	4,171	2,760	3,373	0
04/28	115,508	131,668	130,080	131,436	128,862	56,622	3,716	3,723	4,124	3,340	4,132	66
05/05	129,878	126,877	127,682	131,701	128,428	56,141	4,137	3,696	4,033	3,184	3,702	0
05/12	124,616	131,855	128,941	131,804	130,044	65,383	4,205	3,961	4,185	3,142	3,788	0
05/19	128,824	131,086	127,962	129,150	130,263	72,090	4,238	3,684	4,393	3,154	4,470	0
05/26	129,664	131,384	130,993	130,539	127,566	76,586	3,911	3,740	4,125	3,539	3,712	39
06/02	3,471	133,500	131,739	132,384	132,953	99,926	1,107	4,417	3,805	3,779	4,248	0
06/09	129,922	130,593	129,626	131,029	124,535	77,189	4,546	3,886	3,962	3,371	3,760	19
06/16	127,543	128,118	130,386	128,722	123,403	83,461	3,778	4,252	4,431	3,914	4,099	51
06/23	129,069	128,299	129,577	131,116	131,428	87,235	4,511	3,852	4,705	3,598	4,068	0
06/30	130,084	132,103	128,767	127,713	126,156	76,147	3,671	4,499	5,238	3,648	5,292	0
07/07	124,158	1,489	128,830	128,160	128,528	92,778	3,558	1,053	4,724	4,334	5,399	0
07/14	127,590	129,115	129,088	131,324	126,131	78,245	3,960	5,041	5,541	3,967	5,234	0
07/21	126,929	128,123	125,399	125,788	126,414	66,736	3,517	5,697	5,159	4,052	4,821	96
07/28	123,337	128,606	123,744	126,286	126,194	62,690	3,775	5,031	4,848	3,893	4,385	58
08/04	126,134	127,700	128,703	126,517	125,594	62,014	3,550	5,069	4,812	3,659	4,759	0
08/11	125,989	128,123	127,275	126,923	127,853	57,396	3,614	4,911	4,705	3,078	4,472	96
08/18	125,732	128,832	127,057	128,098	128,646	57,848	3,257	5,043	5,025	3,715	4,294	142
08/25	128,317	131,062	130,803	130,394	129,638	79,061	3,603	4,579	4,664	3,241	4,420	134
09/01	130,487	130,755	128,443	130,898	130,258	72,554	3,513	4,905	4,552	3,434	5,265	98
09/08	2,846	132,179	133,022	132,610	130,966	95,557	157	4,952	4,113	4,068	5,172	95
09/15	128,694	130,988	130,490	132,034	125,654	74,189	3,912	5,281	4,835	3,572	5,108	177
09/22	129,521	131,378	129,325	131,572	131,335	71,411	3,880	4,781	5,237	3,877	4,607	2
09/29	130,412	129,618	131,263	131,972	129,324	54,802	4,236	5,127	4,744	3,166	4,847	0
10/06	129,064	131,783	129,321	130,132	128,382	59,519	3,851	5,091	4,404	3,532	4,450	0
10/13	126,619	131,163	126,029	131,176	129,997	55,776	3,588	4,777	5,010	3,993	4,555	73
10/20	130,480	132,212	133,069	131,840	124,765	50,524	4,045	4,523	4,729	3,741	4,482	1
10/27	128,503	132,190	131,194	131,727	131,384	58,659	4,218	4,912	4,931	3,032	4,605	8
11/03	126,978	126,935	132,708	132,410	126,510	43,066	3,996	4,505	4,495	3,361	4,743	0
11/10	130,485	131,719	132,304	123,782	115,835	19,073	3,767	4,370	4,297	3,799	4,633	209
11/17	116,879	132,062	129,070	129,680	122,110	30,083	3,929	4,769	4,596	3,202	4,112	202
11/24	130,965	133,494	112,632	45	131,281	94,798	4,002	5,106	4,702	350	3,987	38
12/01	126,543	133,549	132,904	134,346	117,051	30,690	3,190	5,381	5,101	4,300	4,943	11
12/08	133,213	131,372	128,698	130,782	119,081	28,428	3,974	5,096	4,776	3,734	4,697	5
12/15	120,635	127,048	126,173	125,599	121,270	30,101	3,712	3,932	4,739	3,812	4,803	254
12/22	120,406	128,540	129,700	127,858	121,958	13,936	3,908	4,663	4,914	3,999	5,360	40
12/29	42	109,927	116,714	123,557	125,238	76,635	337	3,358	5,093	4,184	5,068	275
2000	6,174,227	6,587,010	6,667,555	6,590,775	6,562,459	3,045,278	197,723	231,340	237,995	187,051	231,791	2,763
1999	6,163,799	6,721,919	6,658,133	6,515,187	6,420,529	2,940,282	222,093	276,379	268,476	221,461	255,558	5,084

Source: USDA National Agricultural Statistics Service

Daily Actual Slaughter Under Federal Inspection Hogs & Sheep

2000	Actual Daily Hog Slaughter						Actual Daily Sheep Slaughter					
Week Ending	Mon	Tue	Wed	Thu	Fri	Sat	Mon	Tue	Wed	Thu	Fri	Sat
01/07	352,325	369,895	376,980	379,347	374,835	56,152	12,941	15,400	13,600	13,132	10,109	11
01/14	384,611	380,752	386,867	387,404	391,097	54,203	12,752	13,832	12,878	14,289	11,590	18
01/21	359,942	376,725	368,751	370,033	370,778	55,808	8,467	15,249	14,096	14,446	11,612	8
01/28	367,600	322,888	335,784	370,330	367,616	87,802	13,046	13,791	13,237	14,006	11,355	5
02/04	361,537	374,630	369,173	371,563	369,376	16,890	11,423	11,256	15,155	14,962	13,598	2,601
02/11	369,023	373,237	371,664	375,575	371,902	39,476	14,103	14,562	14,591	13,963	10,943	22
02/18	372,364	382,071	383,444	377,032	366,205	20,013	13,418	13,577	13,057	12,344	10,031	34
02/25	331,324	381,681	380,619	385,444	381,831	41,249	12,817	14,806	13,878	13,556	10,829	18
03/03	374,953	374,056	380,968	381,976	366,150	42,243	14,485	15,304	14,914	13,177	12,464	1,063
03/10	374,322	374,959	377,966	379,491	371,988	23,696	15,407	15,609	14,674	15,378	12,413	1,532
03/17	376,228	380,201	381,481	377,709	367,458	28,155	15,074	15,777	15,186	16,291	13,686	300
03/24	375,416	375,540	374,937	369,171	352,231	15,459	14,381	14,290	13,532	15,266	11,441	22
03/31	363,548	367,209	374,916	373,906	367,927	31,727	14,705	15,556	14,894	14,937	11,924	5,013
04/07	364,644	359,543	363,787	361,992	356,525	17,751	15,231	16,394	16,073	15,745	14,889	5,865
04/14	359,686	364,314	368,379	371,082	356,980	11,266	17,494	18,054	17,393	18,180	17,862	12,014
04/21	358,107	356,438	352,736	357,724	274,248	709	17,970	17,741	15,514	15,468	10,654	463
04/28	274,336	351,479	359,966	359,885	364,319	7,646	12,867	15,496	15,456	13,733	4,546	28
05/05	357,508	366,356	365,056	359,397	344,902	2,310	12,223	10,120	12,333	11,730	4,091	45
05/12	350,833	355,671	351,976	356,435	350,511	1,392	11,109	13,386	13,256	12,893	5,912	73
05/19	344,987	354,075	355,723	352,208	345,226	1,216	7,325	13,900	13,172	13,299	9,468	23
05/26	351,703	351,412	358,947	358,337	353,062	2,368	6,505	11,462	12,962	13,504	11,915	36
06/02	3,941	358,741	360,985	362,288	361,006	27,697	313	13,723	12,751	13,436	11,336	18
06/09	352,961	360,242	369,992	365,879	345,914	1,282	6,799	12,919	12,527	12,009	10,589	36
06/16	344,406	355,022	357,081	353,089	340,344	7,574	9,303	10,907	12,976	13,019	9,053	40
06/23	340,162	343,693	359,879	351,566	352,752	22,515	10,553	12,496	12,146	13,172	9,080	39
06/30	346,960	342,353	351,284	346,963	358,786	37,810	7,962	11,998	11,780	12,647	10,289	47
07/07	317,375	2,495	357,308	360,708	364,023	43,059	7,515	402	13,529	12,586	13,138	22
07/14	349,580	361,328	362,463	366,673	364,235	24,095	11,973	12,796	11,527	12,583	8,731	22
07/21	357,692	357,328	352,548	347,468	352,446	31,065	10,936	12,973	10,866	12,065	10,376	34
07/28	349,696	346,425	349,354	351,048	347,004	24,608	8,565	10,527	12,587	14,373	10,839	18
08/04	353,923	348,866	349,753	360,585	338,638	18,945	9,752	12,232	12,009	13,357	10,688	30
08/11	319,587	371,084	372,953	374,580	358,394	28,636	11,457	11,913	11,576	11,460	11,138	33
08/18	370,378	367,901	373,064	373,697	356,355	21,084	10,961	12,892	10,885	12,344	9,925	222
08/25	369,406	368,914	375,115	370,781	370,656	33,884	9,072	12,603	12,170	12,772	9,494	27
09/01	372,278	370,235	374,327	367,571	334,844	30,265	11,750	13,040	12,201	12,675	11,780	46
09/08	38,744	378,900	384,479	384,881	387,891	186,310	716	13,624	14,537	14,468	13,469	32
09/15	384,584	380,234	380,836	379,340	373,691	79,093	12,609	13,105	12,096	12,775	11,223	28
09/22	369,678	374,635	377,980	379,957	361,749	57,851	13,072	13,869	12,403	13,071	11,818	28
09/29	378,346	380,923	380,225	381,239	380,709	63,858	12,626	13,347	12,554	12,523	10,745	33
10/06	381,362	375,951	378,537	385,382	383,623	50,525	12,575	13,837	11,663	13,220	10,546	30
10/13	370,273	383,731	376,677	386,746	376,915	102,352	10,043	13,258	11,479	12,231	11,099	24
10/20	383,214	381,539	380,147	379,771	381,111	65,748	8,274	13,241	11,772	12,865	11,487	23
10/27	381,632	386,527	389,985	389,179	383,357	115,480	10,626	12,581	11,597	13,653	13,096	28
11/03	388,456	386,396	385,751	387,335	382,443	161,356	12,515	14,192	12,960	14,288	13,360	4
11/10	381,674	374,132	379,271	384,546	364,799	84,847	12,430	14,773	13,385	14,181	13,614	1,354
11/17	364,892	384,404	387,409	385,229	383,532	136,764	13,279	14,313	12,584	13,168	12,077	1,320
11/24	390,362	388,447	379,740	464	365,360	239,598	9,418	14,026	13,729	4	13,373	1,519
12/01	375,191	386,182	390,381	388,092	382,571	101,790	14,366	14,251	13,989	13,890	14,488	4,509
12/08	354,962	380,620	380,659	381,742	373,000	115,640	13,991	14,884	13,034	16,163	14,220	3,085
12/15	346,834	356,361	378,453	378,120	379,753	118,261	14,664	13,939	13,888	16,973	15,254	1,577
12/22	329,663	375,230	379,763	373,842	354,587	66,434	14,168	13,383	14,014	13,542	11,065	478
12/29	152	296,748	384,135	382,546	375,443	195,219	371	9,024	13,748	12,936	13,925	120
2000	17,693,361	18,718,719	19,300,654	18,957,348	18,901,098	2,851,176	586,397	696,630	688,813	698,748	592,647	44,020
1999	18,057,282	19,519,913	19,620,418	19,036,576	18,834,282	4,486,378	630,725	732,861	722,837	738,993	646,618	82,766

Source: USDA National Agricultural Statistics Service

U.S. Federal Slaughter by Region

Percentage of Total Slaughter by Region and Class - Cattle

2000	Region 1-5				Region 6				Region 7-8				Region 9-10			
Week Ending	Cow				Cow				Cow				Cow			
	Steer	Heifer	Dairy	Other	Steer	Heifer	Dairy	Other	Steer	Heifer	Dairy	Other	Steer	Heifer	Dairy	Other
01/07	5.25%	2.08%	5.55%	1.60%	9.31%	7.35%	0.47%	1.78%	30.25%	21.51%	0.37%	2.95%	4.50%	2.03%	2.18%	1.14%
01/14	5.52%	2.05%	5.36%	2.78%	9.19%	6.50%	0.42%	1.83%	29.96%	22.09%	0.29%	2.81%	4.38%	1.90%	2.10%	1.02%
01/21	5.53%	1.86%	4.65%	2.87%	10.32%	6.62%	0.44%	1.86%	28.97%	22.68%	0.27%	2.70%	4.63%	1.83%	2.15%	0.85%
01/28	5.31%	2.13%	4.72%	2.70%	9.79%	6.88%	0.37%	1.69%	28.27%	24.49%	0.28%	2.64%	4.18%	1.98%	2.16%	0.81%
02/04	5.19%	1.97%	4.66%	2.85%	9.64%	7.08%	0.36%	1.21%	28.59%	24.78%	0.27%	2.43%	4.60%	1.63%	2.22%	0.78%
02/11	5.53%	2.00%	5.02%	3.04%	9.48%	6.04%	0.39%	1.37%	27.76%	25.86%	0.29%	2.58%	4.84%	1.30%	2.10%	0.66%
02/18	5.63%	2.02%	4.78%	2.92%	8.65%	7.22%	0.37%	1.43%	28.47%	25.38%	0.28%	2.69%	4.24%	1.53%	2.12%	0.60%
02/25	5.70%	1.90%	5.05%	2.76%	8.82%	7.47%	0.37%	1.50%	29.41%	24.36%	0.25%	2.50%	3.92%	1.51%	2.32%	0.50%
03/03	5.51%	2.19%	5.05%	2.64%	9.53%	6.40%	0.37%	1.33%	29.74%	24.08%	0.43%	2.40%	3.94%	1.85%	2.37%	0.44%
03/10	5.93%	2.12%	5.08%	2.76%	9.68%	5.61%	0.40%	1.43%	29.43%	24.58%	0.27%	2.34%	4.22%	1.36%	2.46%	0.49%
03/17	6.22%	2.11%	4.98%	3.08%	10.29%	6.44%	0.37%	1.39%	28.04%	24.79%	0.24%	1.75%	3.87%	1.60%	2.45%	0.58%
03/24	5.51%	2.06%	4.84%	2.94%	9.92%	6.46%	0.35%	1.43%	29.31%	24.79%	0.52%	1.90%	3.74%	1.47%	2.33%	0.68%
03/31	6.21%	2.03%	4.79%	2.93%	10.01%	6.54%	0.37%	1.52%	28.67%	24.36%	0.47%	1.91%	4.08%	1.52%	2.13%	0.70%
04/07	5.73%	2.06%	4.65%	2.83%	9.91%	6.16%	0.44%	1.35%	29.92%	23.90%	0.24%	2.44%	4.21%	1.70%	2.01%	0.71%
04/14	6.16%	1.87%	4.59%	2.81%	9.92%	6.76%	0.41%	1.55%	29.23%	23.66%	0.29%	2.52%	4.62%	1.04%	2.07%	0.75%
04/21	6.02%	1.63%	4.52%	2.88%	9.27%	6.58%	0.36%	1.49%	30.08%	24.03%	0.19%	2.35%	4.79%	1.29%	2.04%	0.74%
04/28	6.24%	1.82%	4.32%	2.77%	10.04%	6.61%	0.33%	1.61%	31.34%	22.18%	0.22%	2.32%	4.64%	1.31%	1.84%	0.69%
05/05	6.23%	1.66%	4.42%	2.78%	10.37%	6.61%	0.36%	1.75%	31.19%	21.49%	0.21%	2.33%	4.97%	1.30%	1.73%	0.86%
05/12	6.10%	1.67%	4.28%	2.92%	10.51%	6.47%	0.29%	1.94%	32.13%	20.57%	0.20%	2.34%	4.53%	1.84%	1.78%	0.70%
05/19	6.03%	1.83%	4.27%	2.75%	8.98%	7.84%	0.28%	2.03%	31.32%	21.60%	0.17%	2.45%	4.92%	1.28%	1.71%	0.81%
05/26	5.93%	1.78%	4.36%	2.90%	9.07%	7.58%	0.29%	2.12%	31.03%	21.81%	0.17%	2.45%	5.05%	1.07%	1.75%	0.88%
06/02	6.37%	1.70%	4.27%	2.82%	8.74%	7.56%	0.28%	1.89%	31.14%	22.30%	0.21%	2.27%	4.92%	1.25%	1.75%	0.80%
06/09	5.86%	1.94%	4.29%	2.88%	9.54%	7.15%	0.26%	1.94%	31.19%	21.72%	0.18%	2.32%	4.80%	1.60%	1.67%	0.98%
06/16	6.09%	1.83%	4.12%	2.87%	8.72%	6.45%	0.25%	1.54%	31.35%	22.65%	0.16%	2.39%	4.78%	1.69%	1.66%	0.95%
06/23	5.97%	1.59%	4.25%	2.82%	9.74%	6.79%	0.29%	1.60%	32.59%	21.26%	0.18%	2.23%	5.04%	1.36%	1.68%	0.91%
06/30	5.92%	1.54%	4.31%	3.02%	9.30%	6.78%	0.35%	1.69%	30.88%	22.81%	0.21%	2.21%	5.02%	1.43%	1.68%	1.04%
07/07	5.45%	1.80%	4.12%	2.32%	9.59%	7.40%	0.25%	1.08%	33.86%	21.74%	0.17%	2.17%	5.25%	1.09%	1.59%	0.79%
07/14	5.79%	1.66%	4.37%	2.83%	9.37%	6.90%	0.33%	1.72%	32.77%	20.81%	0.18%	2.12%	5.25%	1.32%	1.84%	0.96%
07/21	6.11%	1.80%	4.59%	2.63%	9.54%	6.52%	0.31%	1.73%	32.38%	21.08%	0.21%	2.07%	5.48%	1.20%	1.76%	0.83%
07/28	6.32%	1.66%	4.36%	2.59%	11.08%	5.73%	0.33%	1.43%	32.33%	20.98%	0.25%	1.92%	5.19%	1.65%	1.72%	0.74%
08/04	5.80%	1.56%	4.38%	2.70%	10.32%	6.16%	0.32%	1.49%	32.98%	21.54%	0.29%	1.89%	5.17%	1.32%	1.65%	0.73%
08/11	5.70%	1.70%	4.37%	2.55%	10.33%	6.33%	0.33%	1.56%	30.79%	23.74%	0.23%	1.90%	4.96%	1.38%	1.69%	0.75%
08/18	6.04%	1.78%	4.29%	2.66%	9.63%	6.32%	0.33%	1.67%	31.10%	23.47%	0.23%	1.95%	4.68%	1.55%	1.79%	0.78%
08/25	6.08%	1.73%	4.37%	2.62%	9.61%	6.84%	0.36%	1.88%	31.01%	22.75%	0.27%	1.99%	4.59%	1.40%	1.93%	0.77%
09/01	5.73%	1.84%	4.66%	2.88%	9.81%	6.82%	0.32%	2.02%	29.54%	23.64%	0.26%	2.07%	4.22%	1.48%	1.94%	0.86%
09/08	6.06%	1.77%	4.61%	2.65%	10.30%	6.09%	0.35%	1.74%	31.15%	22.36%	0.30%	1.95%	4.96%	1.36%	1.96%	0.72%
09/15	5.72%	1.94%	4.56%	2.63%	9.98%	6.39%	0.37%	2.11%	30.67%	23.29%	0.25%	2.27%	4.24%	1.19%	1.81%	0.79%
09/22	5.67%	1.99%	4.58%	2.82%	9.62%	7.16%	0.33%	2.04%	29.44%	23.22%	0.23%	2.26%	4.91%	1.41%	1.88%	0.72%
09/29	5.77%	1.94%	4.75%	2.66%	9.54%	7.03%	0.37%	2.12%	27.98%	24.97%	0.25%	2.11%	4.47%	1.43%	2.29%	0.58%
10/06	5.83%	1.86%	4.80%	2.70%	9.23%	7.00%	0.31%	2.16%	28.41%	24.75%	0.24%	2.33%	4.07%	1.67%	2.02%	0.92%
10/13	6.07%	2.06%	4.74%	2.84%	8.98%	6.01%	0.33%	1.93%	28.67%	25.55%	0.23%	2.37%	4.37%	1.28%	2.01%	0.96%
10/20	6.14%	1.93%	4.71%	3.03%	7.41%	6.57%	0.34%	2.32%	28.44%	25.30%	0.24%	2.59%	4.41%	1.42%	2.59%	0.82%
10/27	5.88%	2.10%	4.82%	3.00%	8.96%	6.51%	0.34%	2.02%	28.02%	24.51%	0.43%	2.76%	4.12%	1.61%	2.09%	1.09%
11/03	6.25%	2.19%	5.10%	3.02%	9.11%	6.44%	0.35%	1.83%	26.55%	24.43%	0.57%	2.95%	4.49%	1.57%	2.11%	1.26%
11/10	6.15%	1.97%	5.37%	3.26%	7.38%	6.40%	0.46%	1.65%	28.60%	23.50%	0.55%	3.05%	5.04%	1.16%	2.45%	1.29%
11/17	6.08%	2.05%	5.35%	3.17%	8.37%	6.72%	0.52%	1.94%	28.01%	22.95%	0.71%	2.99%	4.74%	1.03%	2.35%	1.27%
11/24	5.90%	2.02%	5.15%	2.88%	9.10%	6.75%	0.43%	1.71%	30.37%	21.93%	0.65%	2.69%	4.48%	1.31%	1.94%	1.11%
12/01	5.78%	2.03%	5.47%	3.45%	8.22%	6.67%	0.47%	1.79%	26.99%	23.64%	0.86%	3.11%	4.84%	1.32%	2.50%	1.16%
12/08	5.61%	1.68%	5.60%	3.32%	8.44%	6.42%	0.45%	2.03%	28.42%	22.74%	0.76%	3.07%	5.05%	1.15%	2.34%	1.09%
12/15	6.10%	2.03%	4.96%	2.83%	8.65%	6.16%	0.43%	1.74%	28.77%	23.55%	0.65%	2.77%	4.89%	1.68%	2.23%	1.03%
12/22	5.60%	2.02%	5.17%	2.96%	8.84%	6.79%	0.40%	1.65%	29.79%	22.30%	0.61%	2.72%	4.72%	1.63%	2.38%	0.96%
12/29	5.84%	1.81%	5.37%	2.72%	8.34%	6.38%	0.16%	1.23%	29.47%	24.36%	0.49%	3.15%	4.86%	1.63%	2.14%	0.74%
2000	5.87%	1.89%	4.73%	2.82%	9.39%	6.66%	0.36%	1.71%	29.94%	23.21%	0.33%	2.41%	4.63%	1.46%	2.03%	0.84%
1999	6.02%	2.04%	4.65%	2.82%	9.76%	6.52%	0.33%	1.88%	29.39%	22.90%	0.49%	2.80%	4.38%	1.37%	1.82%	1.06%

Regions 1-5: CT,ME,NH,VT,MA,RI,NY,NJ,DE,MD,PA,WV,VA,AL,FL,GA,KY,MS,NC,SC,TN,IL,MI,MN,OH,& WI. Region 6: AR,LA,NM,OK, & TX.
Regions 7-8: IA,KS,,MO,NE,CO,MT,ND,SD,UT, & WY. Regions 9-10: AZ,CA,HI,NV,ID,OR,& WA.

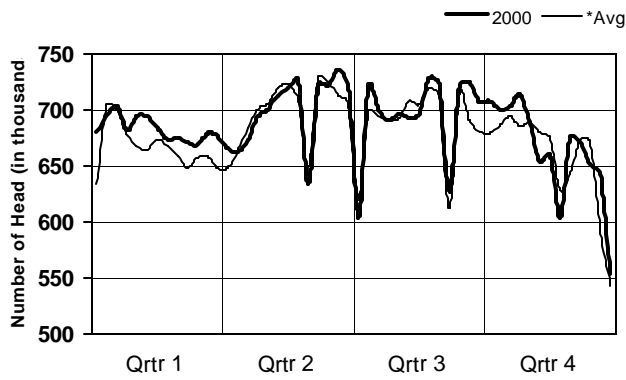
Source: USDA National Agricultural Statistics Service

Actual Slaughter

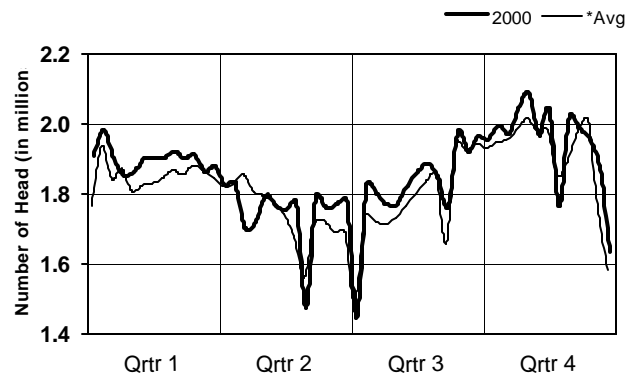
Total Slaughter by Species

2000

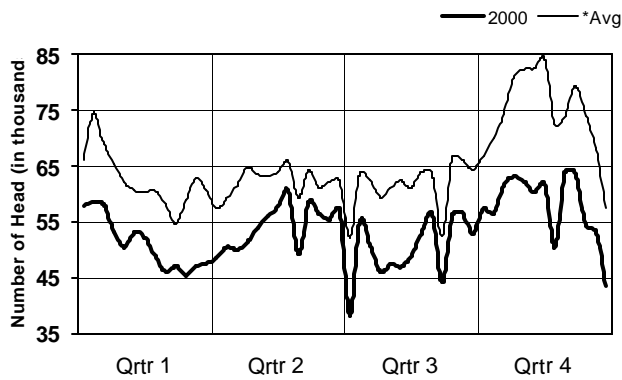
Total Cattle Slaughter



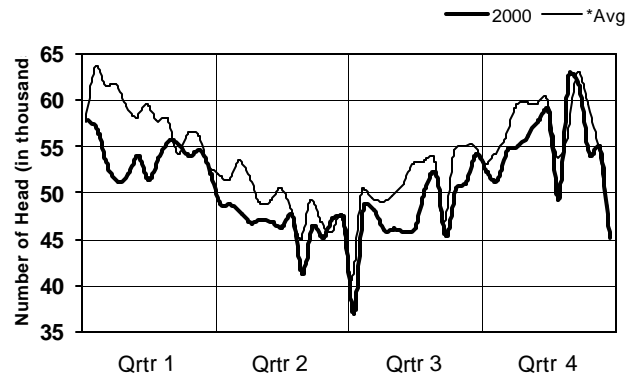
Total Hog Slaughter



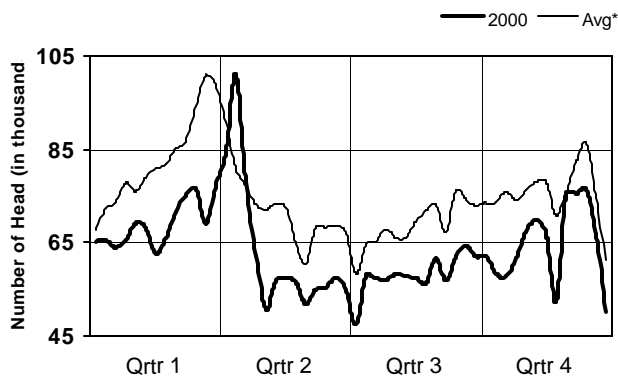
Beef Cow Slaughter



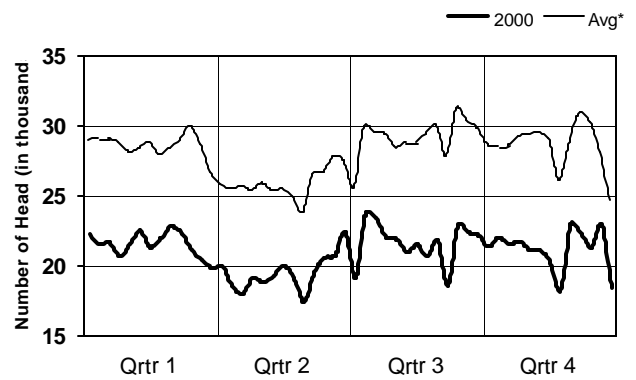
Dairy Cow Slaughter



Total Sheep Slaughter



Total Veal & Calf Slaughter



*Note: Avg = 5-year average (1995-1999)

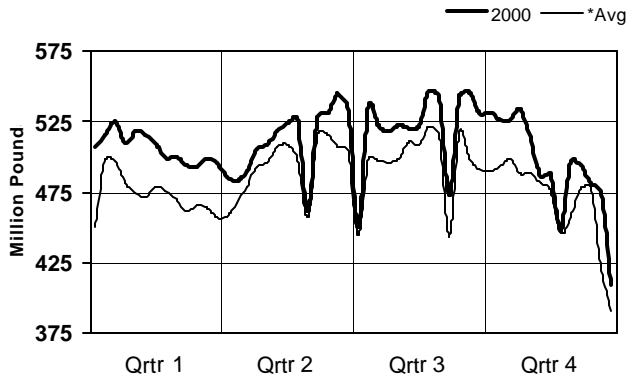
Actual Slaughter

Meat Production by Species

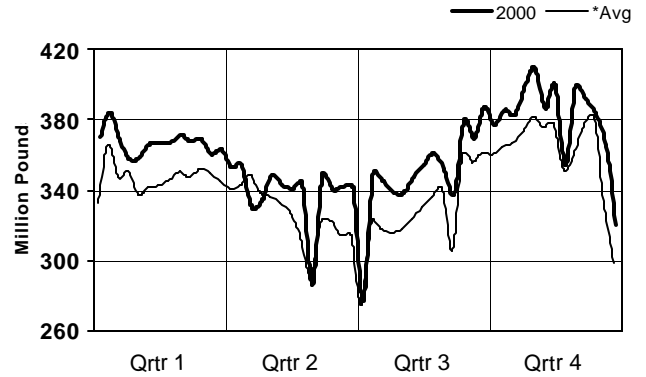
Cattle & Hog Dressing Percentages

2000

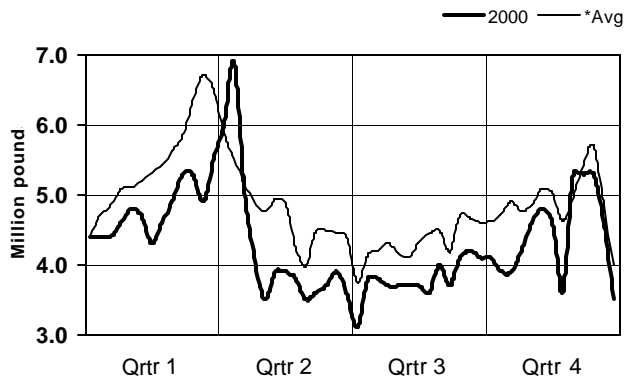
Total Beef Production



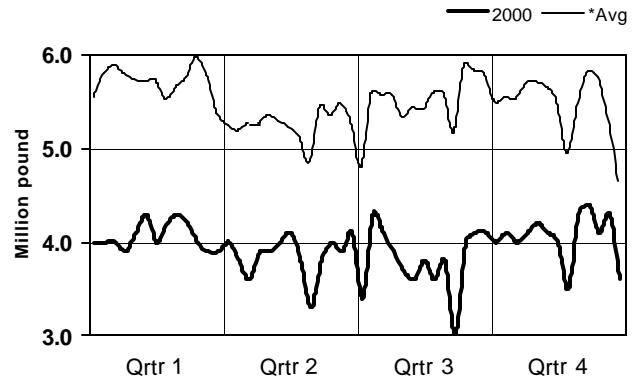
Total Pork Production



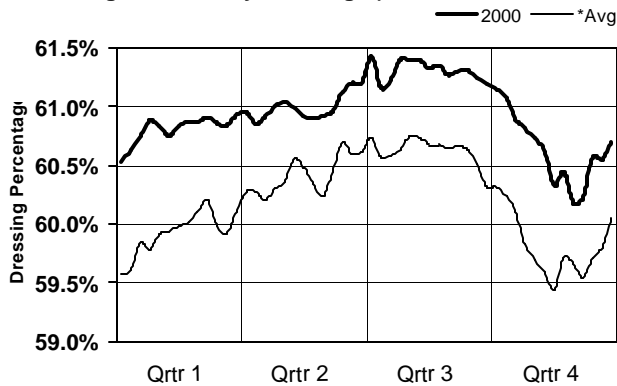
Total Lamb Production



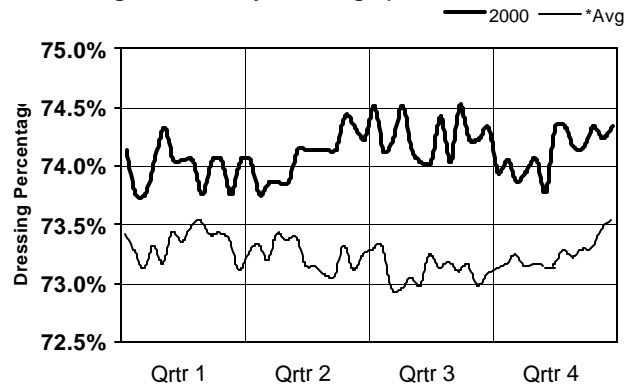
Total Veal Production



All Cattle Dressing %
(dressed weight divided by live weight)



All Hog Dressing %
(dressed weight divided by live weight)



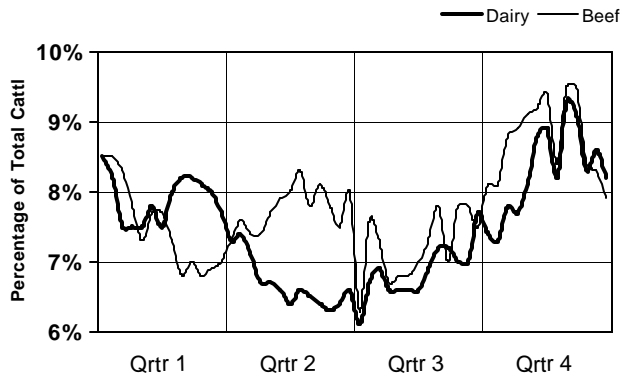
*Note: Avg = 5-year average (1995-1999)

Actual Slaughter

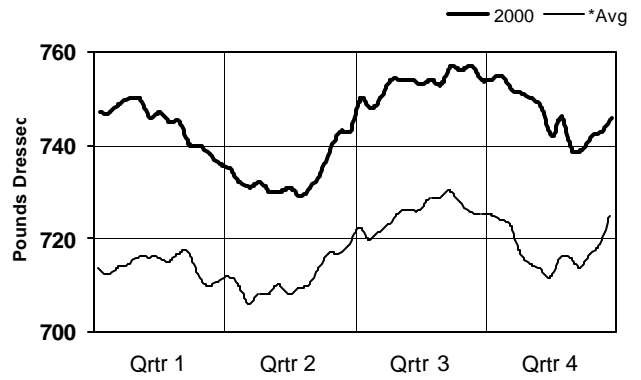
Dressed Weight by Species

2000

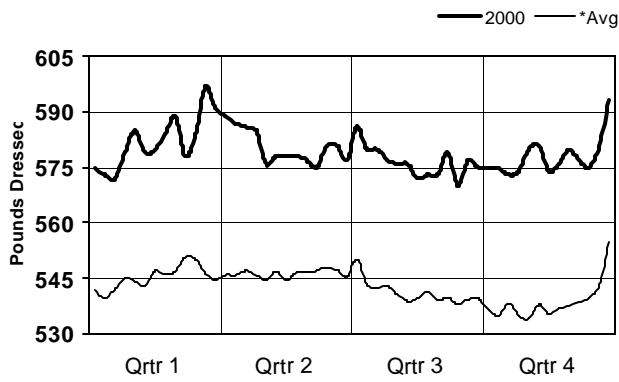
Beef vs Dairy Cow Slaughter



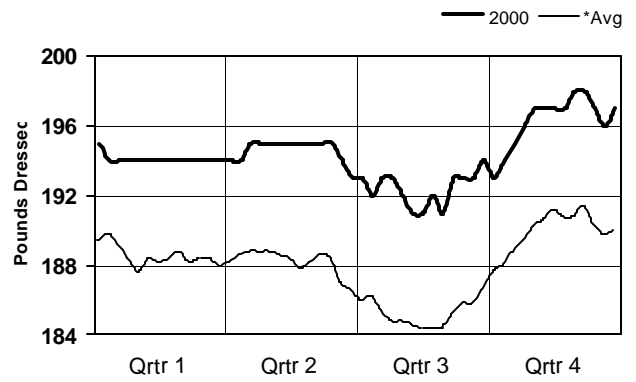
All Cattle Dressed Weight



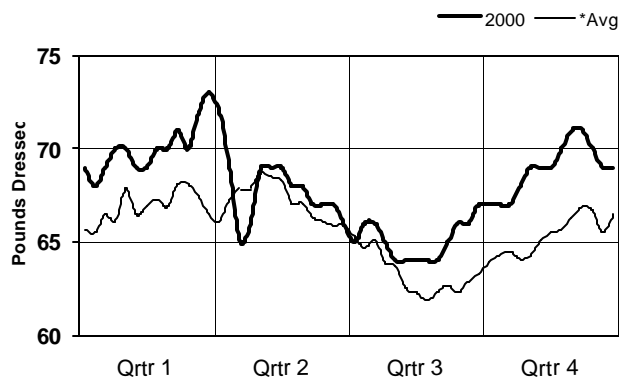
All Cow Dressed Weight



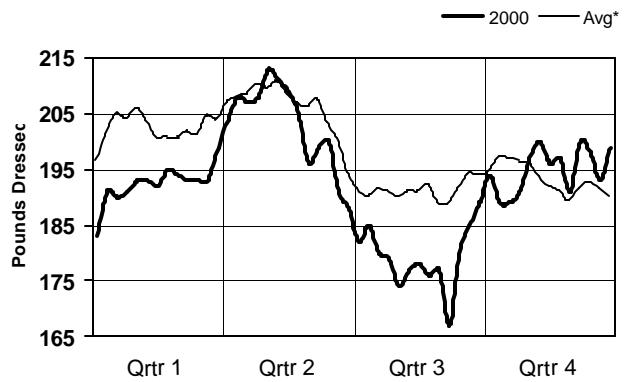
All Hog Dressed Weight



Lamb Dressed Weight



Veal & Calf Dressed Weight



*Note: Avg = 5-year average (1995-1999)

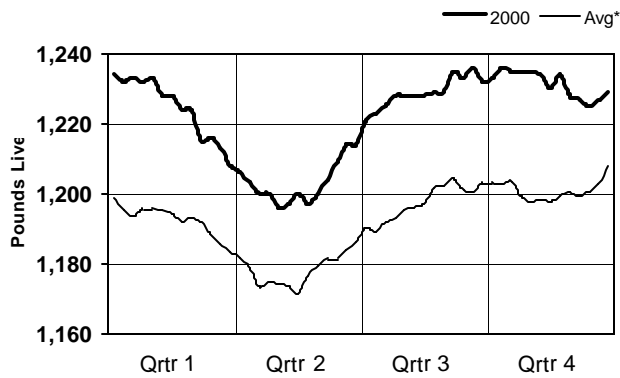
Actual Slaughter

Live Weights by Species

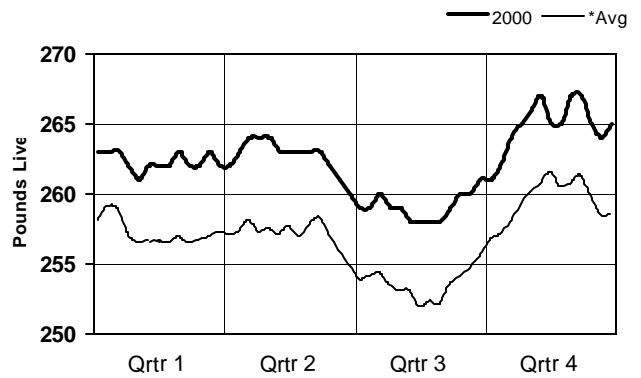
Cattle & Hog by Class Comparisons

2000

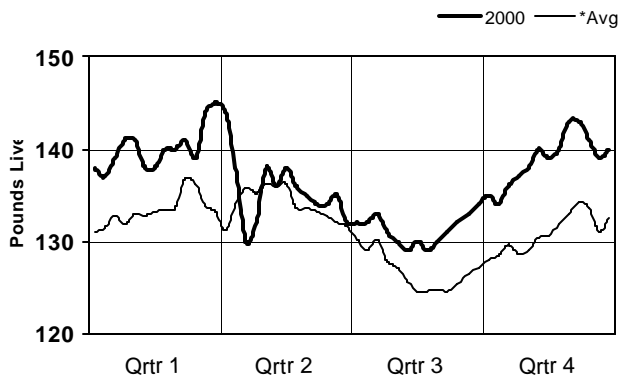
All Cattle Live Weight



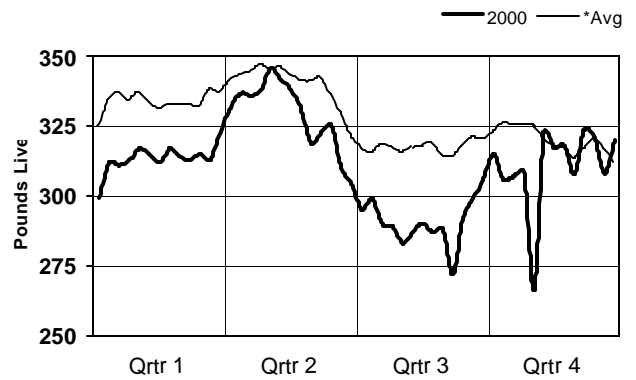
All Hog Live Weight



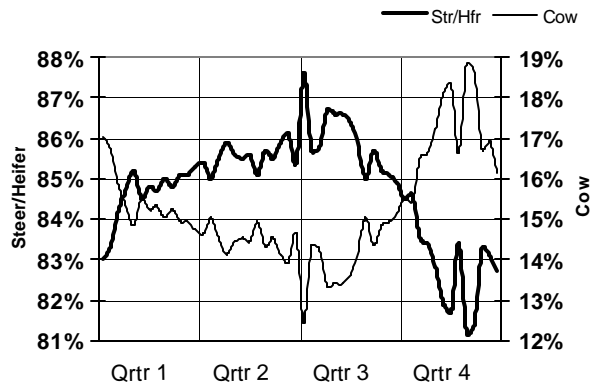
All Sheep Live Weight



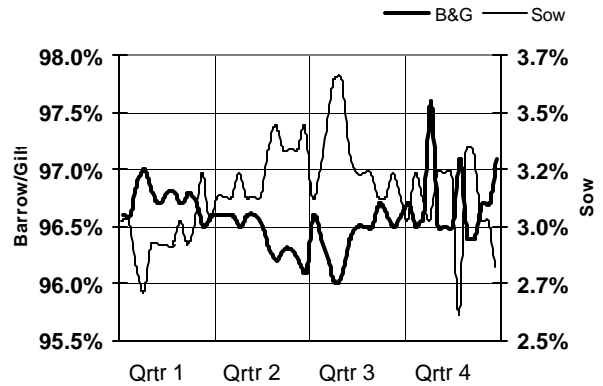
Veal & Calf Live Weight



Steer/Heifer vs Cow Slaughter
% of Total Cattle Slaughter



Barrow/Gilt vs Sow Slaughter
% of Total Hog Slaughter



*Note: Avg = 5-year average (1995-1999)

Livestock Inventory Cattle on Feed Cattle, Hog, and Sheep Inventories Estimated Calf Slaughter

2000 Month	Cattle on Feed in 7 States											
	On Feed			Placements			Marketings			Other		
	1999	2000	% of 1999	1999	2000	% of 1999	1999	2000	% of 1999	1999	2000	% of 1999
January	9,021	9,752	108.1%	1,681	1,931	114.9%	1,738	1,747	100.5%	47	51	108.5%
February	8,917	9,885	110.9%	1,563	1,606	102.8%	1,560	1,749	112.1%	42	47	111.9%
March	8,878	9,695	109.2%	1,741	1,716	98.6%	1,668	1,764	105.8%	52	74	142.3%
April	8,899	9,573	107.6%	1,433	1,450	101.2%	1,681	1,591	94.6%	78	71	91.0%
May	8,583	9,361	109.1%	1,733	1,998	115.3%	1,696	1,863	109.8%	73	85	116.4%
June	8,547	9,411	110.1%	1,515	1,413	93.3%	1,835	1,828	99.6%	44	37	84.1%
July	8,183	8,959	109.5%	1,565	1,674	107.0%	1,816	1,784	98.2%	43	37	86.0%
August	7,889	8,812	111.7%	2,085	2,091	100.3%	1,747	1,895	108.5%	42	36	85.7%
September	8,185	8,972	109.6%	2,345	2,286	97.5%	1,682	1,708	101.5%	55	48	87.3%
October	8,793	9,502	108.1%	2,629	2,387	90.8%	1,570	1,647	104.9%	63	50	79.4%
November	9,769	10,192	104.3%	1,823	1,678	92.0%	1,525	1,568	102.8%	62	89	143.5%
December	10,020	10,213	101.9%	1,408	1,440	102.3%	1,601	1,500	93.7%	75	77	102.7%

2000 As of	Cattle Inventory											
	Total Cattle			All Cow			Beef Cow			Dairy Cow		
	1999	2000	% of 1999	1999	2000	% of 1999	1999	2000	% of 1999	1999	2000	% of 1999
January 1	99,115	98,048	98.9%	42,878	42,734	99.7%	33,745	33,546	99.4%	9,133	9,188	100.6%
July 1	107,000	106,400	99.4%	43,300	43,200	99.8%	34,150	33,950	99.4%	9,150	9,250	101.1%

2000 As of	Hog Inventory											
	Total Hogs				Breeding Hogs				Market Hogs			
	1998	1999	2000	% of 1999	1998	1999	2000	% of 1999	1998	1999	2000	% of 1999
March 1	60,163	60,191	57,782	96.0%	6,942	6,527	6,190	94.8%	53,220	53,663	51,593	96.1%
June 1	62,213	60,896	59,137	97.1%	6,958	6,515	6,234	95.7%	55,254	54,380	52,904	97.3%
September 1	63,488	60,776	60,065	98.8%	6,875	6,301	6,246	99.1%	56,612	54,474	53,820	98.8%
December 1	62,206	59,342	59,848	100.9%	6,682	6,234	6,275	100.7%	55,523	53,109	53,573	100.9%

2000 As of	Sheep and Lamb Inventory											
	Total Sheep and Lambs				Breeding Sheep and Lambs				Market Sheep and Lambs			
	1998	1999	2000	% of 1999	1998	1999	2000	% of 1999	1998	1999	2000	% of 1999
January 1	7,616	7,215	7,026	97.4%	5,537	5,299	5,163	97.4%	2,079	1,916	1,863	97.2%
July 1	9,400	9,000	8,500	94.4%	5,575	5,350	5,030	94.0%	3,825	3,650	3,470	95.1%

2000 Month	Estimated Calf Slaughter Under Federal Inspection											
	Bob Veal			Formula Fed			Non-Formula Fed			Other over 400#'s		
	1999	2000	% of 1999	1999	2000	% of 1999	1999	2000	% of 1999	1999	2000	% of 1999
January	40,258	33,230	82.5%	57,198	52,032	91.0%	1,571	1,339	85.2%	3,073	3,899	126.9%
February	44,400	31,978	72.0%	48,847	54,440	111.5%	1,655	1,457	88.0%	2,697	4,125	152.9%
March	46,267	29,311	63.4%	63,824	61,034	95.6%	1,296	1,148	88.6%	3,313	5,606	169.2%
April	33,733	23,086	68.4%	56,905	69,463	122.1%	1,381	1,125	81.5%	2,881	3,426	118.9%
May	29,499	21,702	73.6%	60,027	60,435	100.7%	1,937	1,088	56.2%	3,437	3,175	92.4%
June	38,536	28,453	73.8%	51,228	58,641	114.5%	1,343	1,205	89.7%	3,793	2,901	76.5%
July	51,658	38,207	74.0%	51,702	50,167	97.0%	1,961	890	45.4%	3,478	2,437	70.1%
August	56,820	40,204	70.8%	52,934	52,134	98.5%	1,345	2,419	179.9%	4,101	2,944	71.8%
September	56,007	33,811	60.4%	55,336	53,171	96.1%	1,218	1,040	85.4%	4,439	3,246	73.1%
October	40,173	28,108	70.0%	56,334	58,857	104.5%	1,614	1,243	77.0%	3,679	3,092	84.0%
November	42,195	26,330	62.4%	52,691	56,622	107.5%	1,882	4,033	214.3%	3,631	3,615	99.6%
December	41,038	*N/A		62,398	*N/A		1,414	*N/A		3,359	*N/A	

* N/A - Not available at time of publication

National Steer & Heifer Estimated Grading Percent Percent of Total of All Regions by Yield and Quality Grade

2000	Total Quality & Yield Graded							Quality Only			Yield Only		
Week Ending	By Quality Grade			By Yield Grade				Total Quality Graded Only			Total Yield Graded Only		
	Prime	Choice	Select	1	2	3	4	Prime	Choice	Select	1	2	3
01/07	1.90%	46.23%	31.01%	7.30%	35.67%	34.37%	1.67%	0.57%	3.87%	2.54%	0.85%	1.15%	0.63%
01/14	2.34%	49.99%	32.79%	8.54%	38.53%	36.19%	1.69%	0.58%	4.21%	2.44%	0.98%	1.34%	0.73%
01/21	2.61%	49.20%	32.45%	7.89%	38.35%	36.02%	1.84%	0.57%	4.25%	2.06%	0.98%	1.38%	0.73%
01/28	2.41%	49.39%	33.19%	8.19%	38.66%	36.10%	1.89%	0.57%	4.49%	2.36%	1.08%	1.46%	0.75%
02/04	2.51%	49.27%	32.18%	8.11%	38.22%	35.71%	1.78%	0.59%	4.64%	2.21%	1.05%	1.39%	0.75%
02/11	2.62%	50.26%	31.13%	7.96%	39.09%	35.06%	1.75%	0.71%	4.54%	2.14%	1.03%	1.53%	1.02%
02/18	2.77%	50.70%	30.37%	7.65%	38.79%	35.53%	1.71%	0.62%	4.25%	2.14%	1.07%	1.58%	0.94%
02/25	2.68%	50.71%	30.76%	8.04%	39.22%	34.90%	1.85%	0.67%	4.29%	2.00%	1.05%	1.68%	1.02%
03/03	2.59%	50.30%	31.85%	8.28%	39.85%	34.60%	1.87%	0.54%	4.44%	2.04%	1.17%	1.82%	0.98%
03/10	2.80%	50.40%	31.38%	8.59%	39.80%	34.23%	1.82%	0.59%	4.32%	1.88%	1.26%	1.68%	0.93%
03/17	2.70%	49.47%	30.90%	8.72%	39.23%	33.30%	1.68%	0.68%	4.62%	1.94%	1.28%	2.11%	0.96%
03/24	2.90%	49.01%	31.28%	8.90%	39.86%	32.50%	1.64%	0.71%	4.43%	1.84%	1.55%	1.89%	1.08%
03/31	2.82%	49.52%	32.01%	9.03%	40.36%	33.22%	1.61%	0.63%	4.14%	2.16%	1.53%	1.88%	1.04%
04/07	2.71%	49.75%	32.98%	8.99%	40.99%	33.67%	1.64%	0.63%	3.98%	1.64%	1.49%	1.93%	1.03%
04/14	2.65%	47.57%	33.35%	9.36%	40.51%	32.13%	1.45%	0.66%	4.29%	2.09%	1.84%	2.17%	1.00%
04/21	2.29%	46.30%	35.27%	9.16%	41.77%	31.43%	1.39%	0.78%	4.11%	2.17%	1.81%	1.98%	0.93%
04/28	2.41%	46.69%	35.35%	9.79%	41.88%	31.47%	1.23%	0.65%	3.92%	1.80%	2.04%	2.01%	0.90%
05/05	2.39%	46.25%	33.71%	10.38%	40.54%	30.11%	1.09%	0.70%	3.85%	1.90%	2.00%	1.84%	0.82%
05/12	2.30%	46.97%	34.72%	9.87%	41.15%	31.67%	1.21%	0.68%	4.12%	1.94%	1.84%	1.88%	0.89%
05/19	2.07%	46.86%	35.34%	9.43%	41.28%	32.16%	1.33%	0.73%	4.36%	2.16%	1.71%	1.69%	0.65%
05/26	2.02%	47.27%	35.10%	9.65%	40.89%	32.50%	1.25%	0.70%	4.12%	2.00%	1.71%	1.57%	0.62%
06/02	2.12%	47.99%	35.61%	9.26%	41.85%	33.20%	1.32%	0.73%	4.19%	2.16%	1.66%	1.55%	0.64%
06/09	1.89%	47.70%	36.27%	9.10%	41.25%	34.05%	1.36%	0.74%	4.26%	2.18%	1.65%	1.62%	0.65%
06/16	2.14%	48.06%	33.97%	8.77%	39.93%	33.87%	1.46%	0.65%	4.19%	1.95%	1.39%	1.44%	0.77%
06/23	2.22%	47.49%	33.81%	9.04%	38.93%	33.87%	1.56%	0.70%	4.20%	2.07%	1.50%	1.43%	0.53%
06/30	2.20%	49.35%	34.93%	8.95%	40.63%	35.08%	1.68%	0.76%	4.59%	1.96%	1.45%	1.38%	0.58%
07/07	2.15%	49.45%	33.41%	8.41%	39.57%	35.17%	1.70%	0.52%	3.72%	1.98%	1.23%	1.27%	0.51%
07/14	2.21%	49.44%	34.71%	8.39%	39.45%	36.51%	1.84%	0.61%	4.06%	2.02%	1.43%	1.32%	0.63%
07/21	2.26%	49.65%	33.94%	8.12%	38.55%	37.10%	1.90%	0.64%	4.27%	2.05%	1.32%	1.48%	0.65%
07/28	2.42%	48.25%	34.40%	7.98%	38.91%	36.07%	1.92%	0.67%	4.39%	2.04%	1.34%	1.55%	0.71%
08/04	2.19%	48.12%	34.86%	7.66%	37.62%	37.72%	1.99%	0.69%	4.11%	2.01%	1.46%	1.57%	0.73%
08/11	2.17%	46.88%	35.17%	7.49%	36.74%	37.72%	2.07%	0.68%	4.37%	2.10%	1.44%	1.65%	0.84%
08/18	2.15%	46.88%	35.63%	7.15%	36.98%	38.45%	1.86%	0.67%	4.70%	2.29%	1.45%	1.87%	1.01%
08/25	2.29%	46.55%	34.94%	7.30%	36.27%	38.04%	1.97%	0.73%	4.72%	2.00%	1.44%	1.69%	0.91%
09/01	2.50%	47.06%	34.95%	7.67%	36.84%	37.96%	1.86%	0.80%	4.73%	1.91%	1.52%	1.77%	0.93%
09/08	2.18%	47.17%	34.95%	7.39%	36.49%	38.33%	1.92%	0.78%	4.69%	2.03%	1.38%	1.73%	0.95%
09/15	2.30%	46.15%	35.80%	7.68%	36.99%	37.37%	2.04%	0.86%	4.58%	2.10%	1.54%	1.81%	0.90%
09/22	2.29%	45.05%	35.05%	7.32%	35.76%	37.05%	2.03%	0.88%	4.72%	2.13%	1.51%	1.78%	0.90%
09/29	2.46%	45.44%	35.49%	8.03%	36.16%	36.93%	2.03%	0.81%	4.50%	2.09%	1.51%	1.70%	0.82%
10/06	2.77%	46.15%	34.55%	7.56%	35.75%	37.66%	2.23%	0.72%	4.12%	1.82%	1.55%	2.05%	1.17%
10/13	2.65%	47.15%	34.33%	7.74%	36.36%	37.50%	2.28%	0.76%	4.63%	2.06%	1.46%	1.78%	1.02%
10/20	2.93%	47.59%	34.16%	7.39%	36.01%	38.54%	2.45%	0.79%	4.94%	2.02%	1.51%	1.79%	0.95%
10/27	3.21%	47.07%	33.60%	7.41%	35.44%	38.31%	2.44%	0.87%	4.64%	2.03%	1.38%	1.73%	0.98%
11/03	3.19%	46.68%	33.62%	7.35%	35.94%	37.44%	2.47%	0.83%	4.99%	2.03%	1.24%	1.65%	0.99%
11/10	2.88%	47.05%	33.48%	7.68%	36.72%	36.33%	2.42%	0.76%	4.46%	1.98%	1.17%	1.47%	0.80%
11/17	3.10%	47.01%	32.83%	7.81%	37.93%	34.92%	2.09%	0.85%	4.58%	1.99%	1.08%	1.50%	0.81%
11/24	2.90%	48.09%	32.98%	8.03%	38.78%	35.17%	1.72%	0.79%	4.47%	1.98%	1.01%	1.44%	0.74%
12/01	2.91%	47.29%	35.70%	8.11%	39.37%	36.43%	1.76%	0.80%	4.60%	2.33%	1.19%	1.56%	0.81%
12/08	2.56%	47.67%	35.28%	8.05%	39.39%	35.51%	2.34%	0.69%	3.74%	1.78%	1.01%	1.31%	0.71%
12/15	2.44%	47.11%	34.19%	8.81%	38.73%	33.82%	2.16%	0.67%	3.66%	1.84%	1.11%	1.37%	0.65%
12/22	2.29%	48.92%	36.09%	8.52%	40.54%	35.35%	2.67%	0.71%	3.57%	1.75%	1.02%	1.36%	0.62%
12/29	2.41%	51.46%	34.19%	8.28%	40.14%	37.06%	2.33%	0.73%	3.51%	1.93%	0.90%	1.28%	0.71%
2000	2.48%	48.04%	33.85%	8.31%	38.74%	35.30%	1.83%	0.70%	4.31%	2.04%	1.37%	1.63%	0.83%
1999	2.22%	47.99%	32.20%	9.93%	41.26%	33.47%	1.47%	0.72%	5.09%	2.95%	1.34%	1.57%	0.84%

Source: USDA Meat Grading and Certification Branch

2000 National Summary of Meats Graded

Beef by Number of Head

Period Covered	Choice					Select				
	YG #1	YG #2	YG #3	YG #4	YG #5	YG #1	YG #2	YG #3	YG #4	YG #5
01/02 - 01/29	55,454	458,087	558,182	31,121	2,599	124,965	386,158	216,899	5,693	460
01/30 - 02/26	59,459	487,473	572,185	31,449	2,587	121,394	381,712	200,272	5,804	549
02/27 - 04/01	80,755	618,368	662,329	38,101	3,031	163,532	482,422	233,685	6,327	1,420
04/02 - 04/29	65,758	487,955	506,609	24,943	1,882	143,659	426,400	197,994	4,660	502
04/30 - 06/03	88,147	619,043	639,078	28,136	2,331	195,150	563,469	256,466	5,592	433
06/04 - 07/01	62,776	502,299	578,648	28,474	2,262	154,893	462,037	223,957	5,836	537
07/02 - 07/29	55,029	463,818	577,985	32,581	3,297	133,354	421,484	223,288	6,919	694
07/30 - 09/02	61,472	542,499	752,981	43,882	4,485	160,031	540,675	335,685	9,735	1,117
09/03 - 09/30	48,042	409,189	571,859	34,905	3,721	127,938	423,945	260,702	8,044	707
10/01 - 10/28	50,603	417,390	582,084	40,169	4,760	123,794	402,935	258,949	9,118	808
10/29 - 12/02	60,590	507,464	626,845	40,793	5,003	143,686	467,419	269,723	8,134	805
12/03 - 12/30	54,279	418,106	483,691	34,857	3,429	117,744	381,680	208,402	9,332	724

Beef by Number of Head

Period Covered	Prime					Yield Grade Only				
	YG #1	YG #2	YG #3	YG #4	YG #5	YG #1	YG #2	YG #3	YG #4	YG #5
01/02 - 01/29	631	13,490	34,914	3,444	261	22,109	30,190	16,099	2,504	110
01/30 - 02/26	771	16,367	40,303	3,324	198	23,958	35,191	21,300	2,413	175
02/27 - 04/01	1,137	22,426	49,787	4,431	283	38,429	53,024	28,135	3,177	167
04/02 - 04/29	942	17,183	35,887	2,524	207	40,452	45,599	21,745	2,131	122
04/30 - 06/03	1,259	20,764	38,805	2,567	669	52,279	49,974	21,211	1,857	106
06/04 - 07/01	891	15,472	32,432	2,655	206	36,569	35,778	15,467	1,195	128
07/02 - 07/29	698	14,768	33,613	2,951	206	30,726	32,349	14,484	1,492	120
07/30 - 09/02	807	17,136	44,890	4,458	328	43,633	51,079	26,336	2,330	305
09/03 - 09/30	640	12,762	36,468	3,641	259	34,555	40,731	20,746	1,729	234
10/01 - 10/28	723	15,666	45,058	5,421	662	34,345	42,788	23,970	1,800	276
10/29 - 12/02	1,000	20,375	50,889	6,479	673	30,138	40,319	22,007	1,636	176
12/03 - 12/30	673	14,217	30,426	3,826	522	20,971	27,568	13,870	1,215	709

Lamb & Mutton by Number of Head

Period Covered	Prime					Choice				
	YG #1	YG #2	YG #3	YG #4	YG #5	YG #1	YG #2	YG #3	YG #4	YG #5
01/02 - 01/29	83	4,811	6,346	2,157	545	17,800	90,299	80,483	12,836	1,622
01/30 - 02/26	98	4,146	7,542	2,941	424	15,783	93,872	83,043	13,855	1,953
02/27 - 04/01	204	6,223	8,649	2,635	609	25,728	134,628	107,327	15,197	2,692
04/02 - 04/29	146	5,027	8,790	2,788	714	18,896	110,935	99,574	14,869	2,882
04/30 - 06/03	111	3,522	4,994	1,512	516	18,429	86,923	73,647	11,868	2,056
06/04 - 07/01	86	2,646	4,767	1,573	373	11,531	72,549	72,332	13,581	1,572
07/02 - 07/29	82	3,083	5,059	2,162	457	13,362	78,752	67,011	12,021	1,973
07/30 - 09/02	232	4,750	6,322	2,683	656	22,068	107,155	75,443	14,191	1,962
09/03 - 09/30	120	3,645	5,006	1,920	404	14,573	97,567	71,000	11,050	1,556
10/01 - 10/28	56	3,012	4,832	2,442	386	10,258	78,712	77,649	13,738	2,311
10/29 - 12/02	86	4,359	8,753	3,616	720	12,530	102,547	123,281	26,409	4,194
12/03 - 12/30	119	4,100	7,875	3,111	905	8,186	71,721	92,794	25,622	4,064

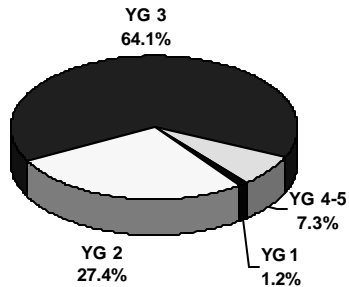
Source: USDA Meat Grading and Certification Branch

National Summary of Meats Graded

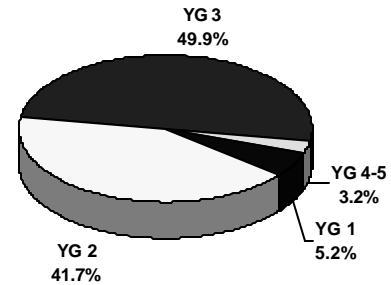
Beef and Lamb Quality and Yield

2000

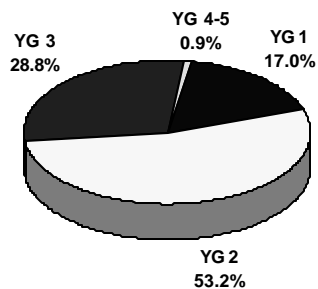
Beef Graded Prime
Yield Grade Breakdown for 2000
Percentage of Total Head



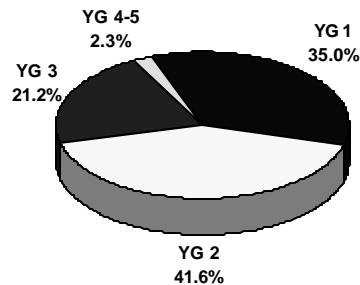
Beef Graded Choice
Yield Grade Breakdown for 2000
Percentage of Total Head



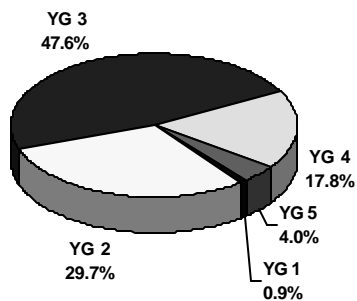
Beef Graded Select
Yield Grade Breakdown for 2000
Percentage of Total Head



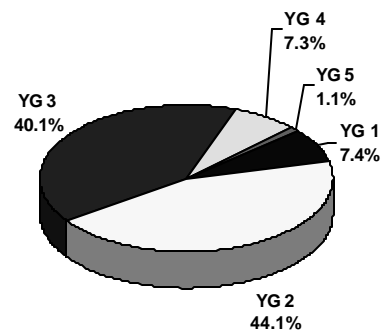
Beef Yield Graded Only
Yield Grade Breakdown for 2000
Percentage of Total Head



Lamb Graded Prime
Yield Grade Breakdown for 2000
Percentage of Total Head



Lamb Graded Choice
Yield Grade Breakdown for 2000
Percentage of Total Head



Direct Live Cattle Market Statistics 5-Area Direct Live Cattle *

2000	Price				Weight				Head Count				
Week Ending	Live Steer	Live Heifer	Dressed Steer	Dressed Heifer	Live Steer	Live Heifer	Dressed Steer	Dressed Heifer	Live Steer	Live Heifer	Dressed Steer	Dressed Heifer	Total Receipts
01/07	68.10	68.13	107.47	107.49	1258	1147	1322	1202	91,251	64,837	42,781	34,976	233,845
01/14	69.62	69.75	109.67	109.70	1279	1161	1310	1193	63,056	53,752	39,025	43,806	199,639
01/21	68.74	68.75	108.53	108.60	1279	1156	1310	1185	65,431	57,360	39,054	45,802	207,647
01/28	68.22	68.34	107.63	107.53	1267	1140	1319	1198	61,126	52,019	41,944	42,936	198,025
02/04	69.37	69.39	108.72	108.78	1270	1165	1326	1201	84,696	71,871	60,961	53,556	271,084
02/11	68.87	68.96	108.78	108.88	1279	1165	1343	1217	49,323	50,490	37,568	36,649	174,030
02/18	68.08	68.15	107.99	108.09	1272	1162	1325	1216	46,547	41,418	47,943	52,010	187,918
02/25	68.13	68.15	107.68	107.77	1270	1153	1316	1187	71,461	58,440	47,337	48,039	225,277
03/04	70.00	69.99	110.36	110.42	1261	1151	1297	1194	86,074	68,144	59,731	56,663	270,612
03/11	71.77	71.80	113.29	113.30	1259	1153	1299	1187	75,769	66,935	61,640	57,602	261,946
03/18	71.74	71.78	113.92	113.73	1262	1160	1299	1179	50,107	35,808	34,604	29,654	150,173
03/25	72.91	72.96	115.53	115.54	1241	1141	1294	1189	89,383	78,807	72,102	55,490	295,782
04/01	71.96	71.97	115.31	115.03	1244	1141	1285	1152	59,520	42,544	31,245	29,349	162,658
04/08	71.98	72.01	115.01	114.94	1240	1137	1278	1157	88,441	72,724	60,884	53,101	275,150
04/15	73.13	73.09	116.65	116.50	1239	1131	1268	1170	79,572	57,594	58,117	39,661	234,944
04/22	74.14	74.11	118.67	118.60	1245	1129	1273	1144	75,429	53,583	46,390	40,714	216,116
04/29	74.04	74.04	118.76	118.59	1235	1119	1276	1161	71,286	60,400	60,272	39,842	231,800
05/06	72.86	72.83	116.35	116.21	1241	1126	1265	1145	53,640	41,932	55,122	41,625	192,319
05/13	72.01	72.02	115.02	114.82	1230	1131	1263	1131	68,485	54,878	55,057	40,712	219,132
05/20	71.07	71.02	114.18	113.86	1240	1122	1262	1128	62,395	54,638	50,933	36,829	204,795
05/27	70.04	69.76	111.53	111.39	1249	1151	1263	1154	18,121	13,657	50,945	38,273	120,996
06/03	69.08	69.19	110.55	110.59	1235	1121	1263	1153	107,677	88,156	51,868	34,411	282,112
06/10	70.10	70.08	112.44	112.07	1231	1113	1271	1157	75,334	65,768	56,419	49,738	247,259
06/17	70.21	70.13	112.60	112.35	1249	1145	1274	1147	73,042	56,539	54,652	42,571	226,804
06/24	69.16	68.36	110.26	110.06	1228	1133	1270	1164	57,297	48,944	45,016	36,669	187,926
07/01	67.84	67.95	108.02	107.79	1251	1136	1274	1166	33,325	32,366	34,257	31,504	131,452
07/08	67.71	67.78	107.13	107.04	1260	1141	1274	1159	52,996	39,079	34,151	29,053	155,279
07/15	67.81	67.85	107.18	107.09	1257	1135	1269	1151	84,595	71,714	28,578	26,877	211,764
07/22	67.03	67.01	106.28	106.06	1263	1125	1295	1167	42,996	30,095	40,272	27,748	141,111
07/29	65.29	65.20	104.07	103.96	1278	1148	1296	1166	49,287	37,366	43,607	39,036	169,296
08/05	64.10	64.09	102.61	102.53	1277	1158	1317	1181	55,699	50,754	58,872	44,201	209,526
08/12	64.17	64.21	102.06	102.09	1291	1147	1310	1189	50,875	40,104	48,060	35,199	174,238
08/19	65.78	65.87	104.11	103.91	1295	1163	1318	1181	66,355	54,935	48,708	46,697	216,695
08/26	65.94	66.00	104.67	104.77	1295	1145	1304	1179	48,632	58,552	54,394	50,673	212,251
09/02	64.09	64.11	102.30	102.26	1289	1142	1311	1180	39,575	27,621	31,641	33,949	132,786
09/09	64.05	64.14	101.10	101.12	1290	1148	1305	1187	55,659	47,598	50,511	37,361	191,129
09/16	64.89	64.96	102.16	102.22	1298	1157	1308	1186	69,327	60,619	42,767	31,513	204,226
09/23	65.71	65.81	102.73	102.86	1298	1162	1325	1206	76,879	67,727	45,084	36,325	226,015
09/30	66.79	66.89	104.47	104.58	1271	1148	1307	1206	72,852	64,353	43,894	41,755	222,854
10/07	67.43	67.51	105.31	105.53	1269	1139	1310	1198	42,298	42,124	35,414	33,359	153,195
10/14	67.67	67.79	106.06	105.97	1289	1159	1319	1202	54,447	57,657	32,164	37,475	181,743
10/21	67.77	67.90	105.73	105.87	1282	1158	1321	1211	65,609	53,204	37,333	33,932	190,078
10/28	69.76	69.86	108.80	109.02	1282	1169	1317	1201	75,192	73,156	37,265	37,090	222,703
11/04	70.61	70.66	108.85	109.04	1279	1156	1307	1212	69,431	64,814	39,522	42,187	215,954
11/11	71.76	71.74	111.50	111.92	1279	1163	1288	1171	35,224	33,880	36,089	24,557	129,750
11/18	71.81	71.86	110.88	110.91	1271	1156	1275	1201	79,546	55,293	33,850	23,079	191,768
11/25	72.75	72.83	113.82	113.88	1268	1146	1277	1206	76,730	70,767	31,562	24,792	203,851
12/02	72.85	72.86	114.47	114.35	1256	1146	1301	1203	62,129	61,938	27,756	20,297	172,120
12/09	74.57	74.53	117.56	117.12	1272	1158	1293	1180	64,145	62,041	29,797	29,546	185,529
12/16	76.68	76.83	121.08	121.08	1259	1158	1278	1217	53,113	61,171	41,088	26,301	181,673
12/23	76.84	76.93	121.63	122.13	1260	1139	1281	1189	42,113	46,386	17,021	21,543	127,063
12/30	77.85	77.86	123.48	123.10	1268	1158	1250	1155	45,452	42,556	34,064	31,222	153,294
2000	69.80	69.87	110.28	110.06	1264	1146	1294	1180	3,288,944	2,819,108	2,299,331	1,977,949	10,385,332
1999	65.66	65.81	103.61	103.68	1255	1144	1289	1173	3,811,180	2,998,094	2,396,340	2,083,403	11,289,017

True weighted average prices for Monday through Friday

*5-Area includes TX-OK, KS, NE, IA-So MN, and CO

National Carcass Premiums & Discounts

Slaughter Steers and Heifers

2000 Week Start	Quality				Cutability					Carcass Weight			
	From Choice				YG 1-2	YG 2-3	YG 3-4	YG 4-5	YG 5 <	From 550-950 lbs.			
	Prime	Avg CH <	Select	Standard	<.1" fat	<.4" fat	<.8" fat	<1.2" fat	>1.2" fat	400-500	500-550	950-1000	> 1000
01/03	4.67	1.33	-10.03	-18.69	1.67	0.75	-0.50	-16.17	-21.17	-20.67	-17.33	-16.83	-22.67
01/10	4.33	1.33	-9.12	-17.79	1.67	0.75	-0.50	-16.00	-21.00	-20.67	-17.33	-16.67	-22.50
01/17	4.33	1.33	-8.99	-17.66	1.67	0.75	-0.50	-15.67	-20.67	-22.33	-17.33	-16.33	-22.17
01/24	5.33	1.33	-7.76	-16.60	1.67	0.75	-0.50	-16.83	-21.83	-22.33	-17.33	-16.67	-22.50
01/31	5.33	1.33	-7.41	-16.24	1.67	0.75	-0.50	-16.83	-21.83	-22.33	-17.33	-16.67	-22.50
02/07	5.33	1.33	-6.92	-15.75	1.67	0.75	-0.50	-17.00	-22.00	-22.33	-17.33	-16.83	-22.67
02/14	5.33	1.33	-5.83	-15.33	1.67	0.75	-0.50	-17.17	-22.17	-22.33	-17.33	-17.00	-22.83
02/21	5.33	1.42	-5.50	-15.33	2.42	1.00	-0.50	-17.33	-22.33	-22.33	-17.83	-17.17	-23.00
02/28	5.33	1.42	-5.31	-15.14	2.42	1.00	-0.50	-17.17	-22.17	-22.33	-17.83	-17.00	-22.83
03/06	5.33	1.42	-5.57	-15.40	2.42	1.00	-0.50	-17.17	-22.17	-22.33	-17.83	-17.00	-22.83
03/13	5.33	1.42	-5.57	-15.40	2.42	1.00	-0.50	-17.17	-22.17	-22.33	-17.83	-17.00	-22.83
03/20	5.33	1.42	-5.65	-15.48	2.42	1.00	-0.50	-16.83	-22.17	-22.33	-17.83	-16.67	-22.83
03/27	5.33	1.42	-5.58	-15.42	2.42	1.00	-0.50	-16.67	-21.67	-22.33	-17.83	-16.50	-22.33
04/03	5.33	1.42	-6.12	-15.95	2.42	1.00	-0.50	-16.67	-21.67	-22.33	-17.83	-16.50	-22.33
04/10	5.33	1.42	-6.99	-17.16	2.42	1.00	-0.50	-16.50	-21.50	-22.33	-17.83	-16.33	-22.17
04/17	5.33	1.42	-7.79	-17.62	2.42	1.00	-0.50	-16.17	-21.17	-22.33	-17.83	-16.00	-21.83
04/24	5.33	1.42	-8.08	-17.75	2.42	1.00	-0.50	-16.00	-21.00	-22.33	-17.83	-15.83	-21.67
05/01	5.33	1.42	-10.17	-19.17	2.42	1.00	-0.50	-15.67	-20.67	-22.33	-17.83	-15.50	-21.33
05/08	5.33	1.42	-11.59	-19.93	2.42	1.00	-0.50	-14.83	-19.83	-22.33	-17.83	-15.50	-21.33
05/15	5.17	1.42	-13.25	-22.58	2.42	1.00	-0.50	-15.00	-20.00	-22.33	-17.83	-15.67	-21.50
05/22	5.33	1.42	-13.91	-23.08	2.42	1.00	-0.50	-14.83	-19.83	-22.33	-17.83	-15.50	-21.33
05/29	5.33	1.42	-13.67	-23.00	2.42	1.00	-0.50	-15.00	-20.00	-22.33	-17.83	-15.67	-21.50
06/05	5.67	2.75	-14.17	-23.33	2.42	1.00	-0.50	-15.33	-20.33	-22.33	-17.83	-16.00	-21.83
06/12	5.33	2.75	-14.33	-23.50	2.42	1.00	-0.50	-15.17	-20.17	-22.33	-17.83	-16.00	-21.83
06/19	5.50	2.67	-14.00	-23.17	2.42	1.00	-0.50	-15.33	-20.33	-22.33	-17.83	-16.00	-21.83
06/26	5.67	2.58	-13.41	-22.58	2.42	1.00	-0.50	-15.67	-20.67	-22.33	-17.83	-16.33	-22.17
07/03	5.67	2.58	-12.46	-22.12	2.42	1.00	-0.50	-15.67	-20.67	-22.33	-17.83	-16.33	-22.17
07/10	5.67	2.58	-11.33	-21.33	2.42	1.00	-0.50	-15.67	-20.67	-22.33	-17.83	-16.33	-22.17
07/17	5.83	1.83	-10.17	-20.83	2.42	1.00	-0.50	-15.67	-20.67	-22.33	-17.83	-15.50	-21.33
07/24	6.00	1.75	-9.00	-20.00	2.42	1.00	-0.50	-17.00	-22.00	-22.33	-17.83	-16.33	-22.17
07/31	6.00	1.75	-7.08	-19.08	2.42	1.00	-0.50	-17.00	-22.00	-22.33	-17.83	-16.33	-22.17
08/07	6.33	1.42	-5.39	-17.06	2.42	1.00	-0.50	-16.17	-21.17	-22.33	-17.83	-14.67	-22.17
08/14	6.67	1.25	-4.56	-16.39	2.42	1.00	-0.50	-16.33	-21.33	-22.33	-17.83	-14.17	-21.67
08/21	6.50	1.58	-4.17	-16.00	2.42	1.00	-0.50	-16.67	-21.67	-22.33	-17.83	-14.67	-22.17
08/28	6.50	1.75	-4.83	-16.50	2.42	1.00	-0.50	-17.50	-22.50	-22.33	-17.83	-15.00	-22.50
09/04	6.50	1.75	-4.92	-17.42	2.42	1.00	-0.50	-17.67	-22.67	-22.33	-17.83	-15.17	-22.67
09/11	6.67	2.00	-4.75	-17.25	2.42	1.00	-0.50	-17.33	-22.33	-22.33	-17.83	-15.17	-22.67
09/18	6.67	2.17	-5.00	-17.50	2.42	1.00	-0.50	-18.50	-23.50	-22.33	-17.83	-15.17	-22.67
09/25	6.83	2.17	-6.50	-19.00	2.42	1.00	-0.50	-18.67	-23.67	-22.33	-17.83	-15.33	-22.83
10/02	6.67	2.17	-8.62	-19.77	2.42	1.00	-0.50	-19.17	-24.17	-22.33	-17.83	-15.83	-23.33
10/09	7.00	2.17	-9.58	-19.58	2.42	1.00	-0.50	-19.17	-24.17	-22.33	-17.83	-16.00	-23.50
10/16	7.00	2.17	-10.00	-20.00	2.42	1.00	-0.50	-19.33	-24.33	-22.33	-17.83	-16.17	-23.67
10/23	6.67	2.17	-10.37	-20.37	2.42	1.00	-0.50	-19.17	-24.17	-22.33	-17.83	-15.83	-23.33
10/30	6.67	2.17	-9.83	-19.83	2.42	1.00	-0.50	-19.17	-24.17	-22.33	-17.83	-16.17	-23.67
11/06	6.67	2.17	-9.50	-19.50	2.42	1.00	-0.50	-19.50	-24.50	-22.33	-17.83	-16.17	-23.67
11/13	6.67	2.08	-8.83	-18.83	2.42	1.00	-0.50	-19.50	-24.50	-22.33	-17.83	-16.50	-24.00
11/20	6.67	2.00	-8.33	-18.67	2.42	1.00	-0.50	-19.50	-24.50	-22.33	-17.83	-15.67	-24.00
11/27	6.33	1.75	-8.65	-18.33	2.42	1.00	-0.50	-18.33	-23.33	-23.17	-18.67	-15.83	-24.17
12/04	6.33	2.25	-8.31	-18.17	2.42	1.00	-0.50	-17.50	-22.50	-23.17	-18.67	-14.83	-23.17
12/11	6.17	2.17	-8.00	-18.08	2.42	1.00	-0.50	-17.67	-22.67	-23.17	-18.67	-15.17	-23.50
12/18	6.17	2.17	-8.25	-18.42	2.42	1.00	-0.50	-17.67	-22.67	-23.17	-18.67	-15.00	-23.33
12/25	6.17	2.08	-8.50	-18.67	2.42	1.00	-0.50	-17.67	-22.67	-23.17	-18.67	-15.17	-23.50
2000	5.84	1.80	-8.53	-18.61	2.32	0.97	-0.50	-16.99	-21.99	-22.35	-17.85	-15.96	-22.56
1999	5.21	1.29	-8.79	-17.80	1.67	0.79	-0.25	-15.86	-20.86	-20.67	-17.33	-17.38	-23.21

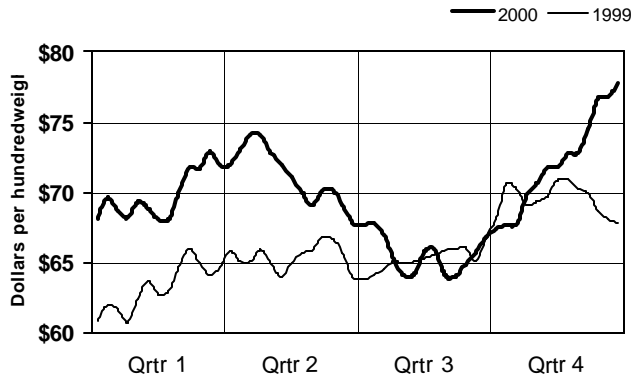
Based on individual packer's buying programs, values reflect average weekly adjustments to base prices, dollars per cwt on a carcass basis.

Live Cattle

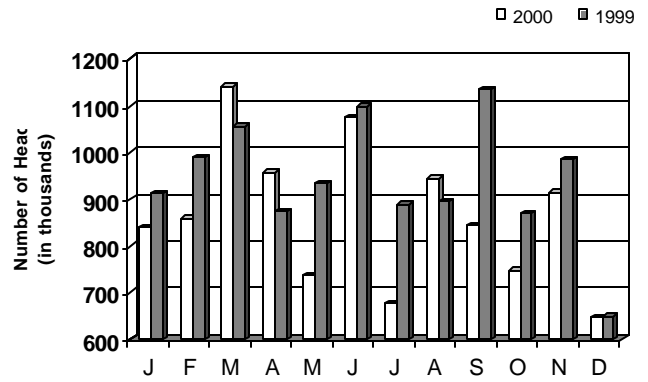
5-Area Direct Cattle Market Carcass Premiums and Discounts

2000

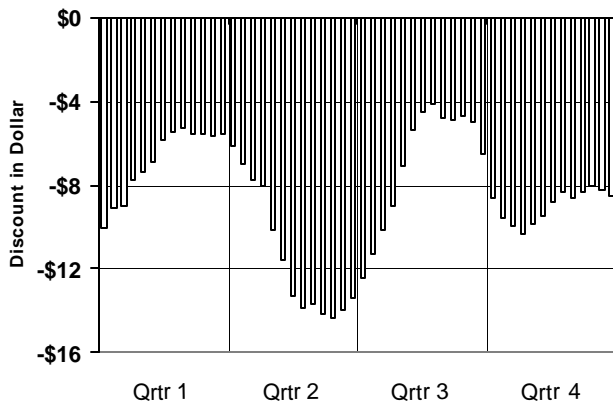
5 Area Live Basis Steer Price



Monthly Reported Head Count

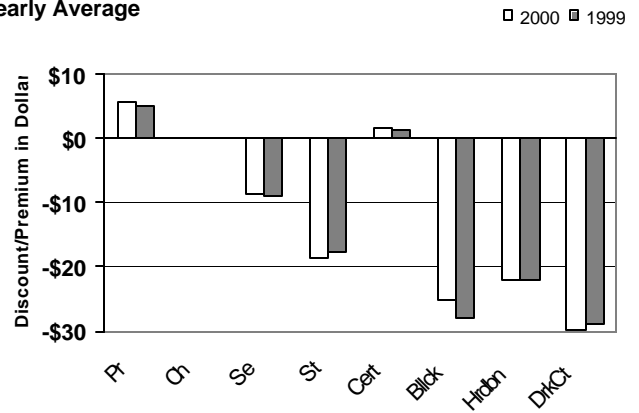


Average Weekly Select Discount



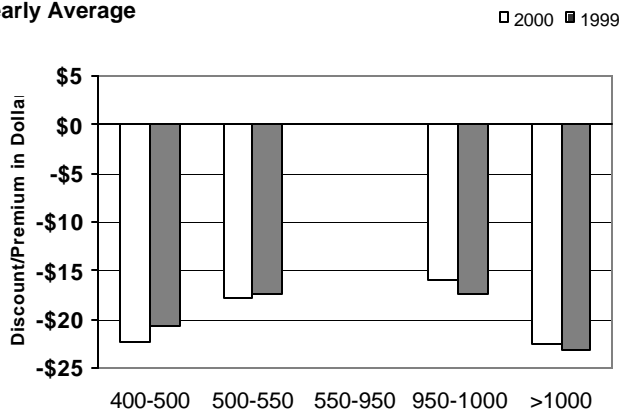
Quality Premiums/Discounts

Yearly Average



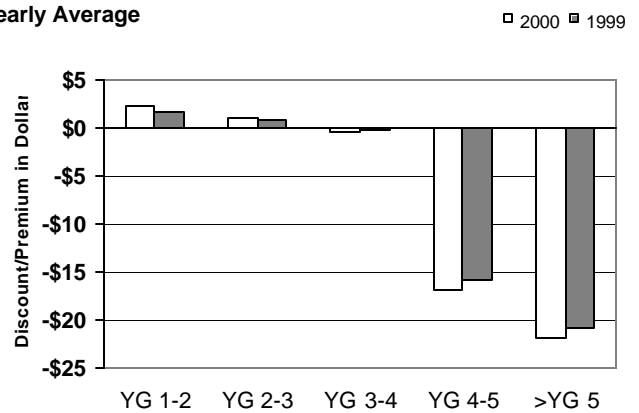
Weight Premiums/Discounts

Yearly Average



Cutability Premiums/Discounts

Yearly Average



Slaughter Sheep & Hog Market Statistics

Weekly Averages & Head Counts

2000	Auction Lambs		Direct Lambs				IA-Sth MN Direct Hogs				Western Cornbelt			
Week Ending	San Angelo	Midwest Markets	Calif. Rcpts	Markets Price	Midwest Rcpts	Markets Price	49-51% Base Plant	Sows 500/up	Iowa Receipts	Avg Weight	185# 53-54%	Carcass 51-52%	Lean 49-50%	Value Mean 47-48%
01/07	78.25	67.50	400	76.00	3,000	70.50	46.98	32.10	707,000	260.7	50.58	49.16	47.42	45.57
01/14	69.00	63.00	1,200	70.00	4,500	64.13	48.35	34.40	796,000	260.9	51.85	50.43	48.67	46.81
01/21	70.50	63.88	5,400	64.50	4,525	61.50	49.14	36.70	709,000	260.6	52.22	50.81	49.05	47.17
01/28	68.00	62.00	4,800	66.00	4,500	62.75	51.38	39.30	721,000	259.7	54.68	53.26	51.48	49.56
02/04	70.00	62.75	6,400	66.00	6,300	62.50	53.15	40.10	697,000	259.8	56.70	55.13	53.34	51.37
02/11	71.00	65.48	5,200	68.25	3,100	62.00	52.87	38.70	757,000	259.9	56.17	54.57	52.78	50.82
02/18	79.00	70.75	14,700	72.75	3,100	70.50	52.97	38.50	682,000	259.7	56.01	54.44	52.65	50.70
02/25	79.00	75.00	26,700	76.00	5,500	75.50	53.86	38.60	706,000	260.5	57.16	55.52	53.73	51.76
03/03	79.50	73.75	88,600	79.00	7,100	76.75	52.60	38.30	679,000	260.6	56.30	54.74	52.95	51.01
03/10	85.00	75.75	7,500	81.25	5,485	75.00	54.46	37.50	708,000	260.2	57.96	56.42	54.62	52.65
03/17	86.50	73.63	1,000	81.00	4,200	74.50	56.44	37.40	696,000	260.8	59.97	58.37	56.56	54.56
03/24	85.25	74.50	15,500	82.25	6,300	74.50	57.44	35.90	728,000	261.1	61.33	59.72	57.89	55.87
03/31	87.75	75.50	1,400	84.50	4,900	74.50	58.35	36.60	659,000	261.1	62.05	60.51	58.68	56.65
04/07	86.50	78.00	8,900	83.50	6,100	81.00	61.14	37.30	701,000	260.6	65.47	63.82	61.91	59.93
04/14	82.50	78.75	10,600	83.50	5,600	77.50	64.68	39.80	670,000	261.0	68.80	66.95	65.01	62.99
04/21	80.50	82.38	4,200	78.50	3,600	79.75	63.31	43.30	633,000	261.4	67.90	66.07	64.14	62.13
04/28	87.50	84.00	2,800	87.50	5,800	80.50	66.86	46.20	671,000	261.0	70.53	68.76	66.79	64.84
05/05	100.50	99.13	4,200	94.00	6,000	100.00	66.88	47.70	666,000	261.2	71.27	69.42	67.47	65.42
05/12	93.00	98.25	2,800	88.00	7,100	94.50	66.13	46.70	647,000	261.0	70.13	68.42	66.48	64.46
05/19	98.25	97.50	6,400	97.50	5,400	101.00	65.23	42.40	662,000	260.5	69.34	67.57	65.63	63.61
05/26	82.00	95.13	6,800	98.50	4,100	96.50	63.72	38.80	660,000	259.4	67.97	66.22	64.30	62.30
06/02	80.50	92.50	4,000	97.00	4,700	95.38	61.10	36.25	559,000	259.7	65.79	64.08	62.17	60.19
06/09	72.25	91.50	1,200	95.00	5,900	91.00	64.71	36.90	670,000	260.7	69.21	67.55	65.61	63.59
06/16	80.75	91.00	2,800	89.00	7,100	90.00	65.53	37.50	664,000	259.3	70.24	68.45	66.51	64.48
06/23	85.50	86.00	N/A	No Test	7,000	89.50	68.32	37.60	692,000	258.0	72.17	70.25	68.29	66.22
06/30	84.00	85.00	N/A	No Test	7,200	87.00	67.88	37.20	688,000	257.3	71.68	69.77	67.81	65.77
07/07	No Test	84.50	N/A	No Test	4,425	85.50	65.06	36.50	579,000	256.5	69.24	67.38	65.44	63.43
07/14	85.00	81.13	1,600	85.00	8,300	83.75	65.22	37.00	706,000	255.8	69.82	67.93	65.99	63.97
07/21	84.00	83.63	1,600	90.50	7,000	83.25	65.11	36.50	652,000	255.4	69.15	67.32	65.39	63.37
07/28	83.50	85.75	4,000	86.25	7,800	83.00	64.51	36.10	642,000	255.3	68.57	66.72	64.79	62.78
08/04	83.50	87.13	2,800	86.50	4,400	86.50	62.70	36.00	657,000	253.8	66.85	65.07	63.16	61.19
08/11	84.00	86.25	N/A	No Test	6,200	85.50	59.66	35.50	668,000	253.8	63.31	61.65	59.75	57.90
08/18	79.00	80.75	3,600	82.00	6,200	82.50	56.09	36.00	685,000	254.5	59.78	58.15	56.30	54.42
08/25	82.50	75.88	2,400	77.50	7,200	78.00	57.64	36.65	691,000	255.1	61.01	59.41	57.55	55.64
09/01	81.00	75.25	3,600	80.00	7,300	75.50	55.20	35.50	692,000	255.6	58.65	57.03	55.19	53.32
09/08	83.00	74.25	N/A	No Test	6,300	75.50	54.55	33.75	649,000	255.7	57.88	56.21	54.24	52.38
09/15	81.50	72.25	2,400	77.50	9,425	73.00	55.23	34.10	769,000	255.5	58.94	57.19	55.16	53.33
09/22	83.00	71.00	N/A	No Test	6,800	71.50	56.93	36.10	720,000	256.2	61.07	59.23	57.18	55.35
09/29	79.25	68.38	N/A	No Test	7,700	71.00	57.83	36.95	741,000	257.6	61.42	59.67	57.62	55.73
10/06	76.50	69.00	2,400	76.50	7,600	70.50	58.60	37.90	815,000	258.6	62.72	60.85	58.79	56.93
10/13	75.00	65.50	2,400	73.50	6,500	66.00	56.05	36.80	732,000	259.7	59.29	57.56	55.54	53.75
10/20	75.00	64.50	2,800	71.75	6,500	64.50	54.93	36.40	777,000	261.2	58.22	56.48	54.47	52.67
10/27	75.75	61.50	2,800	70.50	7,600	63.50	51.75	33.10	794,000	261.6	54.62	52.99	51.01	49.20
11/03	78.50	61.88	1,600	68.00	8,800	57.50	47.28	30.40	797,000	262.9	50.27	48.72	46.78	45.06
11/10	78.50	61.88	1,600	68.00	8,800	57.50	46.96	30.70	753,000	262.9	49.96	48.42	46.50	44.80
11/17	77.00	63.00	3,200	66.50	11,700	57.75	48.11	31.30	830,000	263.0	51.22	49.66	47.71	45.95
11/24	N/A	63.00	N/A	No Test	5,600	63.00	49.31	32.00	706,000	262.9	52.89	51.31	49.35	47.56
12/01	74.50	65.00	3,400	69.25	10,200	63.50	50.88	32.00	782,000	264.0	54.06	52.48	50.51	48.71
12/08	75.50	62.63	3,300	70.00	9,500	64.00	53.50	32.00	771,000	263.8	56.44	54.83	52.84	51.01
12/15	75.50	67.63	2,400	69.00	9,600	64.50	56.36	33.90	739,000	262.5	59.08	57.45	55.43	53.54
12/22	78.00	66.50	2,800	70.25	8,500	66.50	53.29	31.60	662,000	260.7	55.61	53.99	52.01	50.15
12/29	N/S	65.00	1,200	70.50	6,900	66.00	50.90	35.50	667,000	262.3	53.67	52.08	50.10	48.31
2000	80.64	75.50	285,400	78.83	334,960	75.53	57.45	36.77	36,504,000	259.5	61.10	59.43	57.51	55.59
1999	75.09	71.46	292,050	73.42	164,000	71.65	42.80	25.10	22,280,000	257.1	46.40	44.93	43.18	41.40

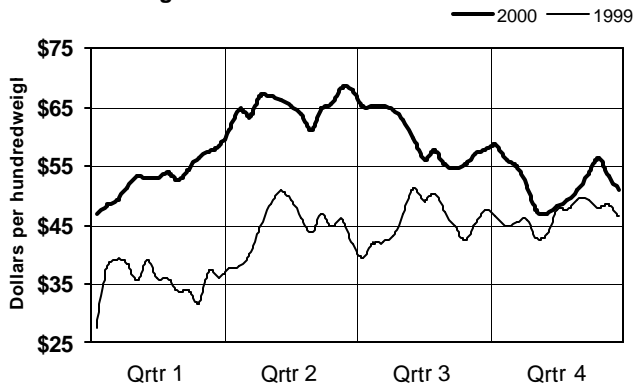
Simple average prices, except 49-51% Base Plant Hogs true weighted average prices Lambs - Choice & Prime 2-3 100-130 Lbs. Shorn & Woolled

Live Hogs and Sheep

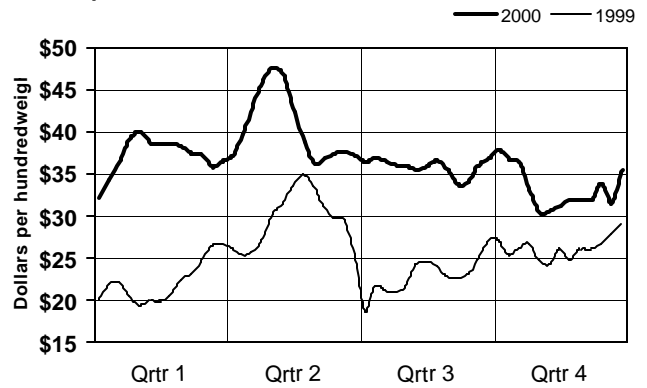
Iowa-Southern Minnesota Direct Hog Auction and Direct Sheep Markets

2000

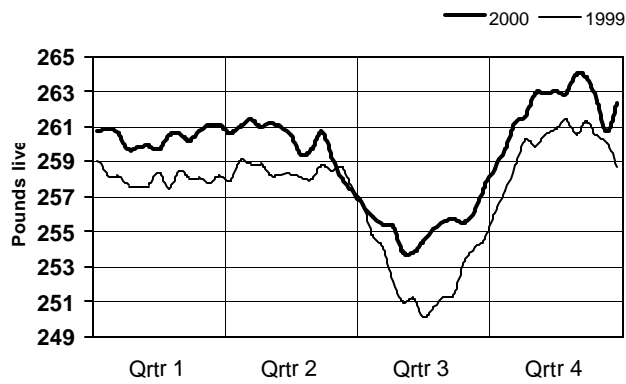
Iowa Direct Hog
49-51% Base Hog



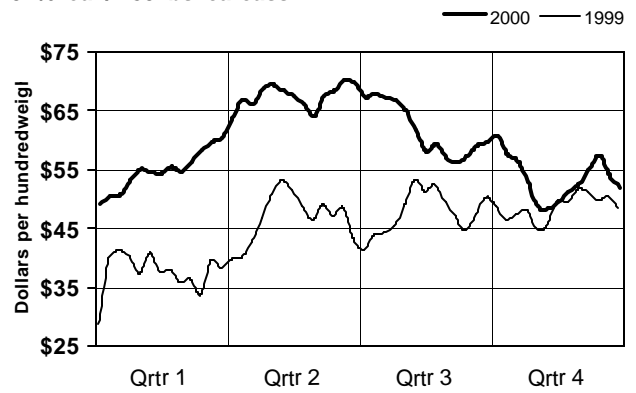
Iowa Direct Sow
500 lbs./up



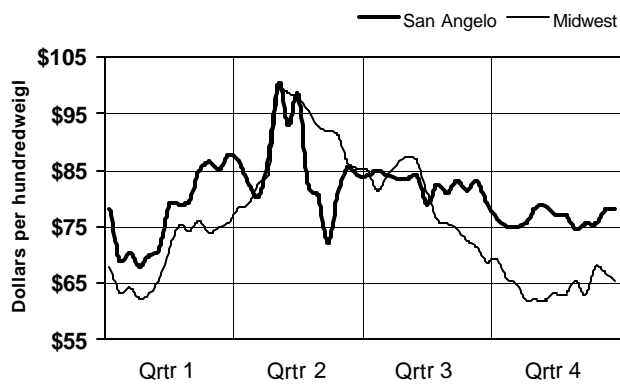
Iowa Direct Hog Weight



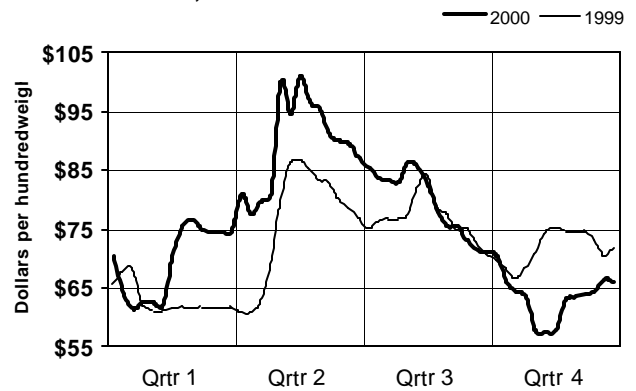
Western Cornbelt Lean Carcass Value
51-52% lean/ 185 lbs. carcass



Auction Sheep



Midwest Direct Sheep
Ch & Pr 100-130 lbs., Shorn and Woolled



Beef Market Statistics

Boxed Beef Cut-Out Values & Load Counts

2000	Boxed Beef Cut-Out Values				Boxed Beef Load Count Breakdown									
Week Ending	CHOICE		SELECT		Total Loads	Choice Cut Loads				Select Cut Loads				Other* Loads
	600-750	750-900	600-750	750-900		Rib	Chuck	Round	Loin	Rib	Chuck	Round	Loin	
01/07	113.98	112.93	104.99	104.46	1,616.5	81.5	183.5	265.0	226.5	122.0	220.0	190.5	242.5	85.0
01/14	115.57	114.21	106.71	106.52	1,199.5	33.5	144.0	240.5	142.0	54.0	175.0	169.5	169.5	71.5
01/21	115.78	114.68	107.13	107.16	1,547.0	59.5	248.0	291.0	162.0	55.0	239.0	309.0	137.5	46.0
01/28	113.62	113.13	106.60	106.23	1,322.0	45.0	254.0	238.5	146.0	50.0	237.5	157.5	148.5	45.0
02/04	113.53	113.48	107.61	107.13	1,390.5	35.0	272.0	217.0	142.0	91.5	261.0	190.5	148.0	33.5
02/11	114.22	113.55	108.58	108.12	1,067.0	57.0	193.0	212.0	123.5	38.0	159.5	134.5	115.0	34.5
02/18	112.46	111.94	107.26	106.83	1,252.5	63.5	209.5	205.0	137.5	65.5	213.0	193.0	122.0	43.5
02/25	110.15	109.74	105.77	105.42	1,672.0	89.0	277.5	352.0	173.5	73.5	218.0	227.0	169.5	92.0
03/03	111.62	111.45	106.63	106.65	1,303.0	65.0	242.0	283.0	146.5	55.0	178.5	176.5	125.0	31.5
03/10	116.88	116.41	111.01	111.12	1,072.0	54.0	183.0	210.5	128.0	48.0	167.0	136.0	103.5	42.0
03/17	121.36	121.15	115.26	115.53	978.0	26.0	181.5	211.5	62.0	24.0	216.5	156.0	64.5	36.0
03/24	121.31	121.60	115.09	115.68	1,228.5	33.5	197.5	297.0	86.0	25.5	236.0	209.0	96.0	48.0
03/31	120.94	120.64	113.40	113.80	1,319.0	14.5	196.0	272.5	113.5	20.0	230.0	282.0	123.0	67.5
04/07	119.45	119.66	111.65	112.59	1,282.5	17.0	222.0	231.0	134.0	19.5	220.0	260.0	140.0	39.0
04/14	121.39	121.85	112.97	113.81	1,323.5	31.5	192.5	249.0	148.5	37.5	236.0	213.5	167.5	47.5
04/21	125.44	126.04	116.47	117.62	926.5	19.0	130.0	138.0	56.5	37.0	198.5	169.5	128.0	50.0
04/28	127.51	128.34	116.79	117.57	1,268.0	27.5	170.0	135.5	98.5	64.5	291.5	274.5	168.0	38.0
05/05	126.53	127.37	113.59	114.25	1,336.5	29.5	174.0	168.0	101.0	47.0	304.0	214.5	200.5	98.0
05/12	126.69	127.54	112.60	112.67	1,177.0	25.5	148.5	186.0	101.0	43.5	194.0	267.0	160.0	51.5
05/19	125.64	127.02	110.83	111.17	1,413.5	22.5	108.0	267.0	114.5	91.0	279.5	287.0	162.0	82.0
05/26	123.06	124.49	109.06	109.28	1,530.5	48.5	209.0	234.0	113.0	86.5	271.0	328.0	163.5	77.0
06/02	122.50	123.59	108.29	108.55	1,325.5	41.5	242.0	188.5	92.0	75.0	256.5	167.5	217.0	45.5
06/09	123.38	124.01	109.08	109.17	1,281.5	46.5	205.5	214.5	103.5	61.5	221.5	223.0	162.0	43.5
06/16	125.09	125.80	111.24	112.03	944.5	26.5	114.0	188.5	74.5	29.5	153.0	236.0	90.0	32.5
06/23	124.25	124.84	110.46	111.41	1,182.5	45.5	153.0	231.5	112.5	24.0	215.5	226.5	111.0	63.0
06/30	120.47	120.76	107.62	108.03	1,265.0	65.0	215.5	198.0	82.5	65.0	220.5	190.5	169.0	59.0
07/07	117.29	117.56	106.11	106.29	900.5	48.0	93.5	184.5	104.5	57.5	136.0	112.5	127.0	37.0
07/14	116.67	116.77	107.20	106.92	924.0	45.5	124.5	195.5	89.0	37.5	155.0	126.0	101.0	50.0
07/21	115.69	115.14	106.98	106.79	1,243.5	129.0	176.0	220.5	122.5	62.0	179.0	188.0	108.5	58.0
07/28	113.73	112.95	107.30	106.69	1,340.5	81.0	192.5	284.5	145.0	53.0	140.0	210.5	145.5	88.5
08/04	111.24	110.54	106.51	106.21	1,420.5	126.5	234.0	245.5	175.5	31.5	165.0	205.0	164.5	73.0
08/11	110.11	109.53	106.95	106.33	1,087.0	62.0	139.0	223.0	160.5	42.5	114.0	161.0	130.5	54.5
08/18	111.34	110.48	107.90	107.24	1,065.5	39.5	177.0	204.0	99.5	31.5	141.5	230.5	89.5	52.5
08/25	112.52	111.40	107.81	107.27	1,254.0	39.0	149.0	226.0	153.0	36.5	179.5	232.5	170.5	68.0
09/01	110.77	109.70	106.42	105.89	1,196.0	57.5	154.0	181.0	127.0	109.0	185.5	159.5	162.5	60.0
09/08	108.29	107.80	103.99	103.47	1,118.5	63.0	139.5	143.0	100.5	50.5	171.5	187.5	205.0	58.0
09/15	108.06	107.74	102.71	102.34	1,177.0	44.0	125.5	240.5	131.0	55.0	166.0	172.0	154.0	89.0
09/22	108.72	108.93	101.93	101.68	1,300.5	51.0	141.5	184.5	129.0	60.0	186.5	323.5	147.5	77.0
09/29	109.63	109.77	100.97	100.84	1,184.0	23.5	152.0	175.0	101.5	82.5	175.0	268.0	159.0	47.5
10/06	111.51	111.76	101.86	101.42	1,055.5	39.0	130.0	117.5	128.5	46.5	154.0	185.5	186.5	68.0
10/13	112.31	112.72	102.12	101.63	1,005.0	23.0	163.0	163.0	95.5	54.0	140.0	162.0	146.0	58.5
10/20	112.86	112.74	101.98	101.51	1,407.5	38.5	167.5	198.5	113.5	80.5	240.5	311.0	170.0	87.5
10/27	113.65	113.43	103.73	103.52	1,044.5	33.5	158.0	163.5	107.5	40.0	216.5	160.0	125.0	40.5
11/03	114.02	113.65	105.36	105.01	999.5	31.5	147.0	154.5	158.5	41.0	127.0	99.5	163.5	77.0
11/10	114.81	114.79	106.38	105.91	1,134.0	37.0	157.5	150.0	138.0	38.0	234.0	143.5	189.0	47.0
11/17	118.65	118.77	110.35	110.03	939.5	44.5	108.5	179.0	108.5	44.0	177.0	144.5	98.0	35.5
11/24	121.82	122.02	113.18	113.01	875.0	40.0	131.5	114.5	76.0	30.5	171.5	178.5	108.0	24.5
12/01	120.95	120.77	112.84	112.22	1,501.5	33.5	261.0	207.0	225.0	36.5	287.0	224.5	196.0	31.0
12/08	118.86	118.63	111.16	110.13	1,787.0	38.5	352.0	279.0	186.5	32.5	351.5	283.5	198.5	65.0
12/15	125.35	125.20	116.52	115.70	1,021.5	33.5	166.0	173.0	97.0	36.0	205.5	158.5	112.0	40.0
12/22	129.54	129.46	120.04	119.92	788.5	27.0	111.5	142.0	95.0	43.5	142.0	112.5	85.0	30.0
12/29	131.90	131.66	123.56	122.72	606.5	28.0	68.5	113.5	69.0	24.5	127.5	84.0	55.5	36.0
2000	117.51	117.45	108.93	108.83	62,601	2,360	9,186	10,788	6,358	2,660	10,481	10,412	7,501	2,856
1999	111.21	111.29	102.26	102.31	74,464	2,372	11,044	13,641	7,370	2,660	12,728	13,330	8,217	3,106

* Other = back ribs, inside skirts, cap and wedge meat, and pectoral

Beef Market Statistics

Boxed Beef Composite Primal Values - Choice

2000	Choice Beef Composite Primal Values										
Week Ending	Choice 600-750 lbs				Choice 750-900 lbs				Choice 600-900 lbs		
	Rib	Chuck	Round	Loin	Rib	Chuck	Round	Loin	Brisket	Short Plate	Flank
01/07	173.62	86.04	102.29	165.12	169.03	84.51	102.24	164.77	74.73	75.03	66.13
01/14	172.78	88.91	104.44	166.99	167.75	87.67	104.48	164.86	76.36	74.00	65.23
01/21	173.32	88.37	104.95	168.19	169.54	87.89	105.06	165.50	75.78	73.70	64.93
01/28	171.29	87.27	103.94	163.97	167.75	85.72	104.11	165.50	71.86	70.19	63.99
02/04	172.65	87.54	105.90	161.48	167.49	86.31	105.91	165.65	69.36	69.27	63.27
02/11	172.58	88.85	106.25	162.55	165.39	85.94	106.35	167.11	68.21	70.08	63.55
02/18	170.17	87.44	103.38	161.78	164.84	83.64	103.52	167.25	66.22	68.12	62.78
02/25	172.15	81.93	99.35	162.88	164.78	79.84	99.59	167.48	64.68	66.27	61.73
03/03	176.86	81.19	98.92	168.41	171.69	79.48	98.94	172.68	63.29	68.22	62.30
03/10	190.22	84.57	100.80	177.19	186.09	82.07	100.76	180.65	65.37	72.25	65.25
03/17	203.30	86.72	102.15	184.16	198.40	84.60	102.17	188.68	70.17	75.46	68.92
03/24	204.08	83.56	99.16	191.45	203.10	83.59	99.37	193.07	68.21	75.68	68.87
03/31	206.94	82.63	98.08	192.31	206.67	81.19	98.04	193.03	66.52	72.97	67.10
04/07	206.87	79.24	97.67	191.12	205.88	78.77	97.55	193.40	65.23	72.10	66.58
04/14	209.02	80.16	99.18	194.84	207.29	80.88	99.05	197.04	66.63	74.50	68.33
04/21	212.17	85.56	102.89	198.45	212.12	85.45	102.86	201.52	68.73	78.22	72.14
04/28	213.92	86.64	104.64	202.82	214.89	86.66	104.65	206.20	70.13	79.88	73.76
05/05	213.97	83.40	103.25	205.28	213.98	84.70	103.24	207.47	68.28	77.95	73.46
05/12	213.67	83.26	103.91	206.65	213.83	84.35	103.73	209.30	67.11	75.96	73.59
05/19	208.39	82.97	102.76	206.80	211.37	83.76	102.48	210.94	65.82	75.40	72.37
05/26	204.77	79.64	100.10	205.04	206.14	80.93	99.91	209.50	63.74	74.29	71.05
06/02	201.39	78.87	99.39	206.34	202.97	80.33	99.20	208.86	62.80	74.14	70.55
06/09	203.91	79.67	99.41	207.70	204.06	80.07	99.27	210.24	63.77	74.30	70.86
06/16	205.92	82.33	99.22	210.12	205.33	82.84	99.12	213.20	65.24	75.94	71.94
06/23	202.27	82.80	97.92	208.89	198.65	84.17	97.89	211.68	65.16	76.03	71.51
06/30	192.75	81.14	94.79	203.88	190.38	81.46	94.79	206.07	61.61	73.33	68.61
07/07	183.53	80.75	93.27	197.58	182.74	80.18	93.27	200.04	59.58	70.65	66.82
07/14	180.21	82.22	92.77	195.45	177.65	81.78	92.85	197.79	58.66	70.33	65.63
07/21	177.94	81.78	93.15	193.23	172.25	81.06	93.15	194.60	58.19	68.07	64.92
07/28	174.49	81.19	92.97	187.70	170.77	80.27	92.95	187.22	58.16	66.79	62.22
08/04	173.60	79.22	93.88	179.32	170.34	78.46	93.74	178.91	57.26	64.54	61.38
08/11	175.66	78.68	94.27	174.11	172.03	77.49	94.18	175.03	56.55	63.54	59.10
08/18	182.33	80.64	94.87	172.71	176.67	78.80	94.92	174.08	56.91	64.28	59.28
08/25	187.56	81.98	96.78	171.25	179.07	80.30	96.80	172.77	58.04	64.71	59.09
09/01	184.49	80.10	99.03	166.56	174.01	79.71	99.01	167.56	56.67	61.69	57.28
09/08	179.60	78.48	99.09	160.81	169.69	78.06	99.38	163.98	57.20	58.59	55.62
09/15	177.60	79.65	98.57	160.22	172.50	78.22	98.88	163.01	58.44	57.00	54.11
09/22	180.63	79.12	98.19	163.29	176.44	78.52	98.50	166.97	58.99	56.20	52.63
09/29	186.01	78.57	98.30	165.70	181.89	78.66	98.45	168.24	57.36	56.32	53.02
10/06	193.76	79.77	99.49	166.86	189.34	79.89	99.90	169.75	58.04	57.30	54.31
10/13	196.55	80.54	100.46	167.12	192.91	81.06	100.61	170.08	57.95	57.21	54.45
10/20	197.91	83.16	100.43	165.55	192.82	82.61	100.69	168.15	57.36	57.74	53.37
10/27	197.03	85.80	101.83	164.32	191.31	85.38	102.20	166.48	58.40	58.36	52.34
11/03	197.24	86.34	104.22	162.60	192.94	85.87	104.41	163.60	58.43	58.38	52.75
11/10	202.49	86.97	104.54	161.69	201.45	85.44	104.76	164.04	59.16	59.56	53.24
11/17	206.41	90.90	109.16	165.45	204.91	89.10	109.41	169.06	60.15	63.61	55.49
11/24	210.12	92.86	112.15	171.39	208.76	90.86	112.11	175.90	61.55	65.59	56.65
12/01	210.89	92.24	112.16	169.16	208.32	88.50	112.08	174.95	59.93	63.30	55.23
12/08	211.23	87.20	110.32	168.99	210.01	83.31	110.31	173.92	59.66	61.37	54.15
12/15	217.64	92.28	117.84	178.82	214.53	90.52	117.77	182.28	65.66	63.36	56.01
12/22	212.94	98.22	124.07	183.09	207.01	97.40	123.95	187.10	70.68	66.97	60.39
12/29	207.38	101.76	127.86	186.25	202.72	100.51	127.76	189.44	72.67	69.86	63.47
2000	192.99	84.29	102.05	180.13	189.62	83.48	102.09	182.68	63.70	68.01	62.69
1999	183.50	75.91	93.80	177.11	182.23	75.35	93.82	178.92	63.34	66.53	57.29

Simple average values

Beef Market Statistics

Boxed Beef Composite Primal Values - Select

2000	Select Beef Composite Primal Values										
Week Ending	Select 600-750 lbs				Select 750-900 lbs				Select 600-900 lbs		
	Rib	Chuck	Round	Loin	Rib	Chuck	Round	Loin	Brisket	Short Plate	Flank
01/07	149.36	85.60	100.08	138.10	149.84	84.57	99.84	137.02	73.69	76.88	64.91
01/14	153.40	89.09	101.73	137.41	153.29	87.84	101.29	138.76	74.54	76.54	65.18
01/21	156.90	89.20	101.98	137.37	157.29	87.73	101.66	139.66	74.06	76.93	63.79
01/28	157.48	87.77	101.27	139.27	157.53	85.75	101.15	140.42	71.64	73.41	62.82
02/04	159.29	88.29	102.89	141.38	159.06	86.37	102.57	142.22	69.92	72.94	62.18
02/11	161.78	87.71	104.21	144.40	161.30	85.92	104.01	145.20	67.88	73.21	62.60
02/18	160.82	86.70	101.37	144.26	160.38	83.89	101.36	146.36	66.71	70.96	61.89
02/25	160.56	83.74	98.62	145.43	160.00	81.24	98.70	147.41	65.86	69.12	60.62
03/03	163.91	82.85	98.01	149.27	163.62	79.96	97.83	153.70	63.29	70.93	62.64
03/10	171.29	85.46	99.76	158.33	171.58	82.60	99.74	162.66	65.34	74.82	65.33
03/17	181.21	87.17	100.45	167.66	181.44	85.40	100.61	171.06	68.70	77.93	68.49
03/24	185.58	84.64	98.67	170.24	185.88	84.07	98.92	173.40	67.66	78.16	67.70
03/31	185.41	82.90	96.83	168.22	187.00	81.21	96.97	171.50	66.55	75.45	65.76
04/07	185.66	80.63	95.33	165.07	187.53	79.39	95.29	170.29	66.14	74.38	65.56
04/14	185.41	81.57	96.51	167.46	187.64	80.86	96.35	171.41	66.94	77.01	67.39
04/21	190.88	84.25	100.42	170.94	191.60	84.64	100.25	175.66	69.03	80.74	70.55
04/28	188.95	85.01	100.13	171.83	189.07	85.74	100.20	174.38	69.36	82.28	72.14
05/05	180.11	82.30	98.84	167.45	180.63	82.96	98.90	169.35	68.37	79.93	72.56
05/12	175.61	82.68	97.59	167.11	174.83	81.95	97.68	168.78	67.03	78.09	71.31
05/19	168.93	82.40	96.39	164.41	168.86	81.76	96.45	166.86	66.33	78.14	69.46
05/26	166.11	80.96	94.47	162.53	165.02	80.02	94.46	165.46	63.88	77.16	68.89
06/02	165.61	79.94	94.24	161.48	164.39	79.46	94.12	164.17	62.57	76.45	68.36
06/09	166.27	80.47	93.91	164.08	166.51	79.39	93.78	166.06	64.07	76.34	68.63
06/16	171.41	83.07	94.66	166.31	171.28	83.99	94.31	169.20	65.37	78.05	68.73
06/23	169.95	82.97	94.66	163.59	169.87	83.81	94.60	167.01	64.91	78.29	68.41
06/30	164.61	81.50	92.79	159.19	164.97	80.89	92.82	161.76	62.10	75.50	65.14
07/07	163.87	81.21	92.15	155.36	163.55	80.36	92.32	157.41	59.55	72.90	63.36
07/14	165.86	83.22	92.93	156.46	164.94	81.36	92.99	158.11	58.08	72.79	62.36
07/21	166.06	82.17	92.28	158.43	165.78	80.61	92.31	159.79	58.00	70.47	61.43
07/28	166.61	82.90	92.09	159.48	166.36	80.41	92.06	160.22	57.85	69.32	60.22
08/04	168.39	80.06	91.79	160.45	168.17	78.43	91.90	161.26	57.33	66.94	57.81
08/11	171.61	79.39	91.62	162.73	171.15	76.87	91.80	163.32	56.31	65.93	56.77
08/18	173.33	80.71	92.37	162.97	172.47	77.87	92.49	164.09	57.31	67.05	57.35
08/25	172.28	81.60	94.20	159.39	172.21	79.27	94.49	159.80	58.32	67.73	57.65
09/01	168.29	81.12	94.75	156.65	167.28	78.79	95.24	157.41	56.79	64.75	56.12
09/08	165.18	80.05	94.63	150.03	162.61	78.28	94.83	151.19	56.39	61.75	53.27
09/15	163.58	79.64	95.00	145.57	160.14	78.20	95.27	147.36	57.01	60.23	52.19
09/22	161.31	79.00	94.95	144.60	158.10	78.22	94.96	146.17	57.17	59.34	50.35
09/29	159.89	78.58	94.66	141.80	157.68	77.95	94.72	143.18	56.89	59.17	50.40
10/06	165.07	79.14	95.81	140.55	161.99	78.83	95.67	140.66	57.98	60.01	51.70
10/13	164.59	80.58	96.81	139.04	159.88	80.06	96.78	139.99	57.85	59.97	51.53
10/20	159.49	82.72	97.33	137.20	154.05	82.27	97.54	138.23	57.92	60.95	51.46
10/27	159.52	85.58	99.93	138.36	156.79	85.08	100.21	139.20	58.51	62.01	50.95
11/03	164.79	87.19	102.17	138.79	163.67	86.11	102.37	139.02	58.04	62.41	50.11
11/10	170.31	87.17	103.00	139.61	169.85	85.04	103.34	140.20	58.04	62.87	50.79
11/17	176.58	89.54	107.71	144.54	176.32	87.68	107.75	145.72	59.88	66.73	53.85
11/24	180.71	91.27	109.86	149.89	179.68	90.09	109.83	151.31	60.87	68.81	55.07
12/01	183.29	90.84	109.14	150.06	181.98	88.34	109.11	151.34	59.28	65.90	52.92
12/08	185.44	86.36	106.90	150.35	183.08	83.90	106.81	150.23	59.24	63.95	52.38
12/15	186.04	92.92	114.34	155.82	186.04	90.11	114.29	155.89	65.04	66.56	54.30
12/22	181.89	96.24	119.90	160.42	181.38	96.18	119.72	160.42	70.12	71.21	59.33
12/29	179.86	101.24	124.97	163.64	178.23	100.33	124.40	162.37	73.00	74.28	62.15
2000	169.91	84.44	99.22	153.80	169.18	83.18	99.21	155.49	63.47	70.80	60.86
1999	160.55	75.80	90.14	150.37	160.48	74.83	90.22	151.91	62.71	68.71	56.27

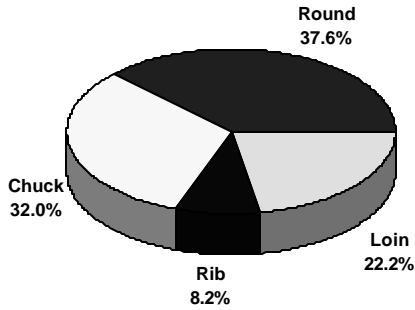
Simple average values

Fabricated Boxed Beef

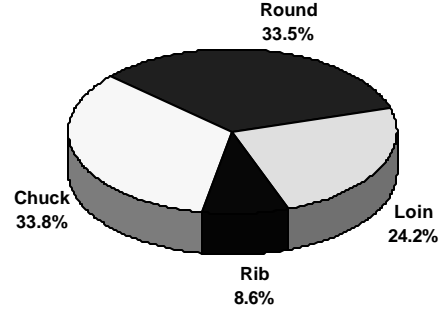
Boxed Beef Cut-Out Values & Load Counts

2000

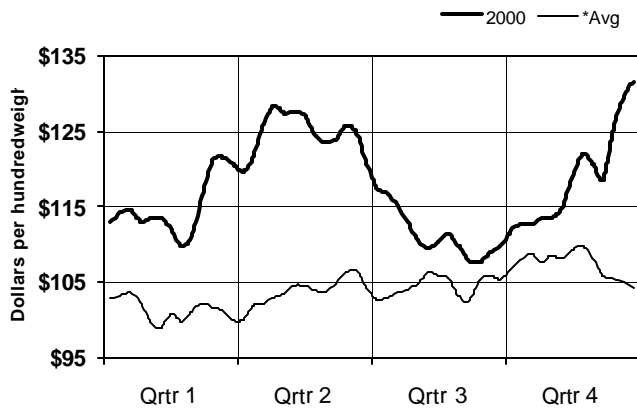
**Choice Loads by Primal
Breakdown for 2000**



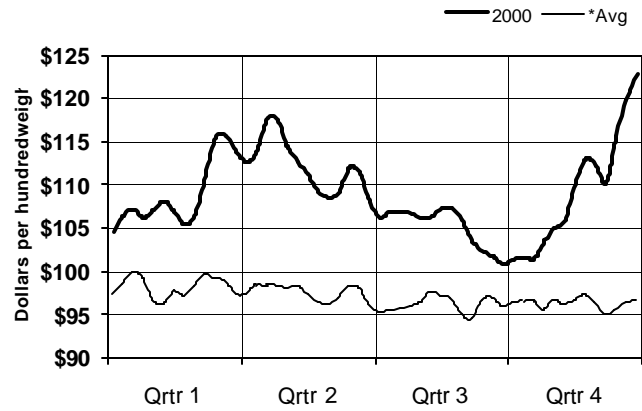
**Select Loads by Primal
Breakdown for 2000**



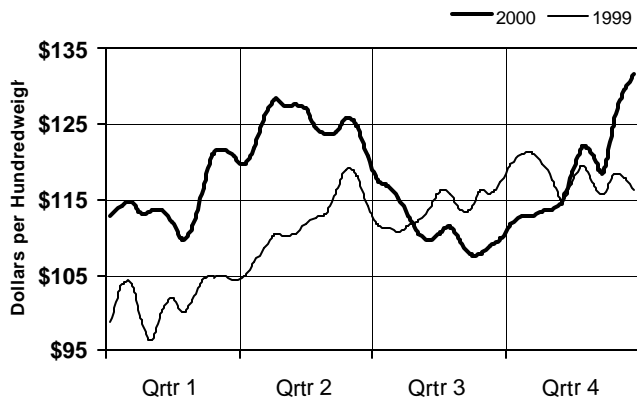
**Choice Boxed Beef Cut-Out
750-900 pounds**



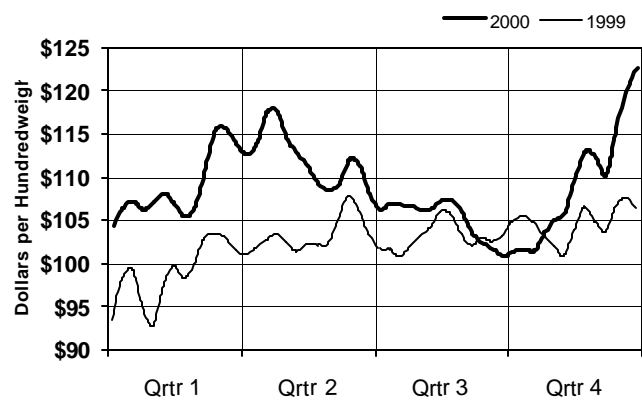
**Select Boxed Beef Cut-Out
750-900 pounds**



**Choice Boxed Beef Cut-Out
750-900 pounds**



**Select Boxed Beef Cut-Out
750-900 pounds**



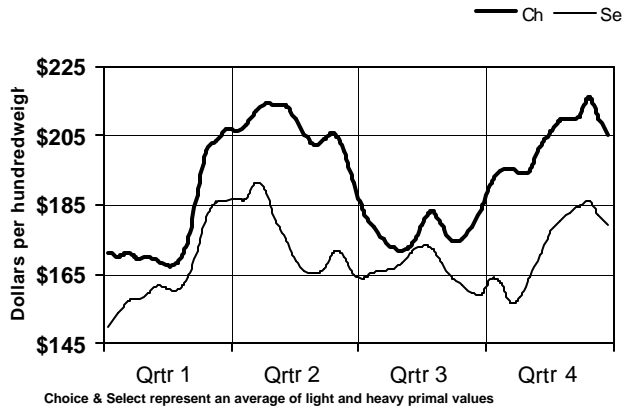
*Note: Avg = 5-year average (1995-1999)

Fabricated Boxed Beef

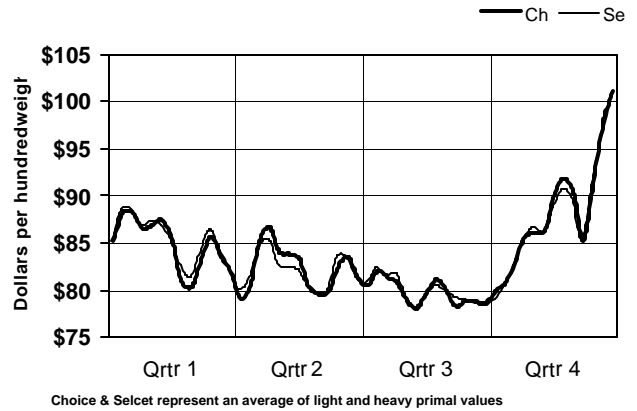
Primal and Cut-Out Value Comparisons

2000

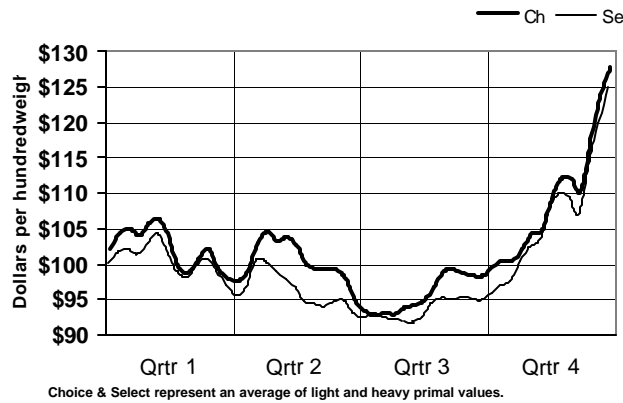
Primal Rib



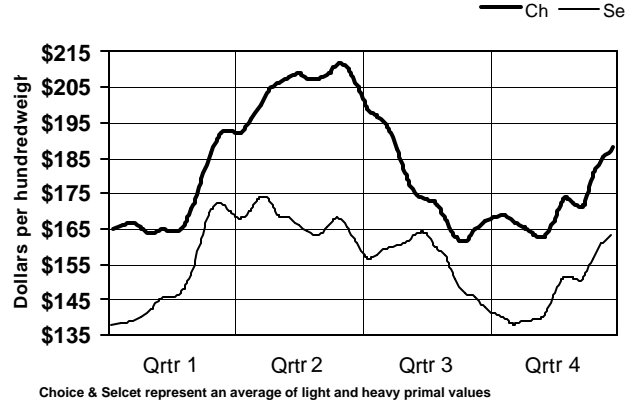
Primal Chuck



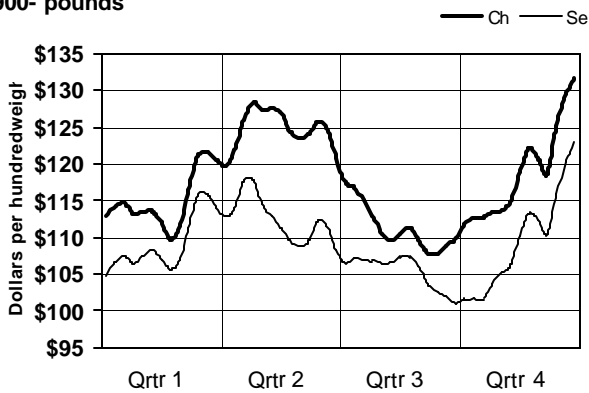
Primal Round



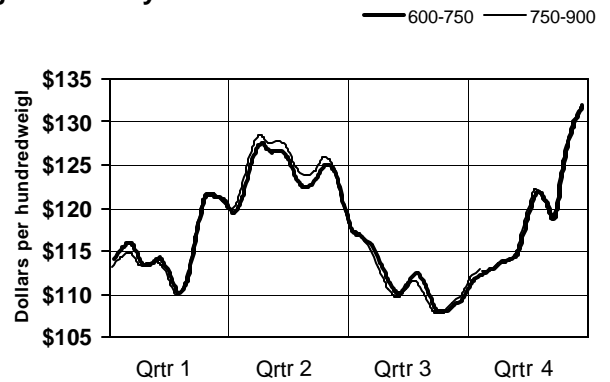
Primal Loin



Choice vs Select Cut-Out 750-900- pounds



Light vs Heavy Choice Cut-Out



Beef Market Statistics

Choice & Select Fabricated Boxed Beef Cuts

2000 Weekly Weighted Averages & Load Counts																
Week Ending	107 PSO 1 Bone-In 3x4 Rib				109E PSO 1 Bn-in Lip-On Ribeye				112A PSO 3 Lip-On Ribeye 12-Dn				112A PSO 3 Lip-On Ribeye 12-Up			
	Ch Lds	Ch \$	Se Lds	Se \$	Ch Lds	Ch \$	Se Lds	Se \$	Ch Lds	Ch \$	Se Lds	Se \$	Ch Lds	Ch \$	Se Lds	Se \$
01/07					29.5	304.98	52.5	264.31	9.0	422.50	20.5	324.44	42.0	362.37	48.0	315.34
01/14			2.0	201.00	13.0	316.65	27.0	278.96	3.5	425.71	3.5	343.00	17.0	368.62	21.0	333.88
01/21			0.5	204.00	29.5	320.10	35.5	288.72	4.0	435.00	2.5	351.40	25.5	373.86	16.5	347.85
01/28					22.5	314.31	36.5	291.88	3.0	434.17	1.5	354.67	19.5	369.21	11.5	348.30
02/04	0.5	220.00	0.5	210.00	15.0	318.00	70.5	296.85	6.0	426.83	3.0	358.67	13.5	364.00	17.0	353.26
02/11	0.5	220.00	0.5	200.00	14.5	312.19	21.0	302.46	7.0	413.86	2.5	358.20	35.0	361.03	14.0	355.61
02/18	0.5	219.00	1.0	214.50	21.0	312.51	40.5	299.30	4.0	408.25	7.0	361.36	37.5	362.35	16.5	353.94
02/25	0.5	225.00	0.5	214.00	17.5	314.37	40.0	302.88	10.0	414.45	8.0	354.31	59.5	365.35	25.0	352.34
03/03					23.5	331.91	31.0	310.77	4.0	446.25	10.0	367.70	36.5	383.03	13.5	362.44
03/10	1.0	267.00	0.5	243.00	20.0	363.60	20.5	325.37	4.5	469.67	5.5	401.09	28.0	432.63	21.5	394.42
03/17					14.0	391.64	13.0	359.62	3.5	504.71	4.0	409.88	8.5	458.53	7.0	419.29
03/24	1.0	281.00			10.0	398.55	16.5	368.33	10.0	479.50	1.0	426.00	12.5	474.32	8.0	436.00
03/31			1.5	273.33	5.0	420.10	9.5	369.39	4.5	491.89	3.5	422.86	4.0	492.38	5.0	446.00
04/07					4.5	414.11	6.5	365.00	6.5	493.00	8.5	416.53	6.0	482.83	4.5	439.33
04/14			1.0	264.00	7.5	429.13	20.0	367.48	7.5	495.47	11.5	415.57	16.5	490.03	5.0	430.60
04/21			6.0	255.00	5.5	437.55	20.0	376.95	5.0	516.60	5.0	433.00	8.5	519.47	6.0	438.63
04/28	1.0	289.00	9.5	250.00	8.5	435.59	33.5	359.19	11.5	509.13	10.0	414.60	6.0	519.58	11.0	420.55
05/05	0.5	290.00	0.5	235.00	11.0	436.61	26.0	344.25	5.5	521.18	10.0	399.75	12.0	515.19	10.5	412.76
05/12			1.0	230.50	6.5	434.88	18.5	339.24	5.5	509.09	10.0	386.30	13.5	515.67	13.5	395.74
05/19			0.5	213.00	8.5	425.94	37.5	327.28	8.5	487.76	26.0	374.31	5.0	506.30	25.5	384.72
05/26			1.0	204.50	25.0	411.38	49.0	316.04	9.5	472.74	17.0	372.09	14.0	492.14	18.0	376.78
06/02			1.0	206.50	9.5	409.71	50.0	313.31	12.5	466.52	11.0	371.36	19.5	474.54	10.5	375.81
06/09	2.0	255.00			18.0	406.44	34.0	320.06	9.5	473.00	12.0	379.38	17.0	484.74	15.5	380.39
06/16					10.0	419.65	12.0	331.50	4.5	479.33	6.0	393.58	10.0	477.20	10.5	395.57
06/23	1.5	250.33			17.5	393.46	14.5	320.59	2.5	470.40	3.0	393.33	24.0	455.96	6.5	381.23
06/30	1.0	235.00	1.5	208.00	40.0	365.38	37.0	310.08	4.0	450.75	8.0	378.06	19.5	432.59	18.0	378.44
07/07	1.0	236.50	2.0	206.00	16.0	358.84	35.0	312.79	13.0	421.77	6.0	371.17	17.5	420.49	14.5	370.31
07/14			0.5	203.00	18.5	344.81	15.5	316.77	2.0	437.50	4.5	375.78	23.5	415.32	17.0	375.47
07/21	1.0	216.00	0.5	214.00	36.0	341.67	33.5	317.69	10.0	433.10	8.0	382.13	81.5	394.19	20.0	382.23
07/28	2.0	212.25			32.0	335.95	33.5	319.43	11.5	439.07	4.5	392.44	34.5	394.80	15.0	386.63
08/04	2.5	218.20			53.5	335.08	16.5	330.24	6.5	449.92	5.5	393.91	63.0	396.14	9.5	393.16
08/11	1.5	224.67	1.0	227.50	28.0	342.73	16.5	338.88	2.0	485.25	6.5	392.62	29.5	402.22	18.5	394.46
08/18	0.5	225.00	1.0	217.50	18.5	353.00	7.0	340.21	2.5	503.00	4.0	405.75	17.5	414.64	19.5	398.31
08/25			0.5	224.00	11.0	358.09	22.5	331.00	5.5	516.91	4.0	402.63	22.0	405.64	9.0	402.33
09/01	1.0	217.50			14.5	339.10	30.0	323.63	1.5	528.33	32.5	378.18	39.0	392.42	45.0	376.12
09/08	0.5	218.00	0.5	200.00	15.5	332.42	11.5	313.09	2.5	504.00	8.0	384.75	41.5	391.36	29.0	366.12
09/15					17.0	341.26	16.5	305.30	3.0	488.67	15.0	384.70	22.5	406.96	23.0	365.21
09/22			0.5	204.00	12.5	352.48	26.5	300.64	4.0	484.38	3.5	388.43	34.0	421.07	28.5	357.68
09/29					6.0	367.50	41.0	299.12	2.5	540.00	6.0	395.83	14.5	447.21	35.0	360.34
10/06					17.5	392.89	19.0	310.45	8.5	491.65	4.5	394.44	13.0	456.42	21.5	368.28
10/13					10.5	398.81	17.5	307.77			5.0	389.90	12.5	463.56	30.5	350.13
10/20	0.5	275.00	1.5	187.00	14.5	385.90	33.0	289.33	5.5	508.18	6.0	372.08	17.5	462.09	39.0	328.47
10/27			1.0	201.00	7.5	383.47	15.5	303.29	6.0	481.00	8.5	360.59	20.0	443.65	14.0	343.89
11/03					16.0	394.88	19.0	323.87	6.0	463.92	2.0	369.75	9.0	441.06	19.0	361.61
11/10			0.5	221.00	20.0	412.18	18.0	336.64	3.5	466.14	8.5	373.47	10.0	467.30	10.5	369.24
11/17					24.0	413.85	25.0	350.14	2.5	486.20	4.0	387.13	17.5	472.06	12.5	386.04
11/24	1.5	265.00	1.0	249.00	25.0	423.08	17.0	349.50	0.5	479.00	1.5	408.00	13.0	482.92	10.5	400.86
12/01	1.0	264.00			13.0	428.65	28.0	357.18	4.0	500.13	3.0	414.83	14.5	486.28	5.5	415.64
12/08					16.5	439.94	12.0	371.10	7.0	490.21	6.5	406.69	15.0	491.67	14.0	396.57
12/15			0.5	250.00	13.0	462.46	22.5	358.58	4.0	522.38	3.5	426.43	16.5	496.00	9.5	423.63
12/22			1.0	275.00	11.5	419.04	27.5	338.64	0.5	474.00	6.5	400.85	14.5	469.38	8.5	394.35
12/29			0.5	228.00	11.5	401.39	13.5	331.19	1.5	458.33	1.5	391.00	13.5	449.93	8.0	385.38
2000	23.0	240.96	41.5	232.36	886.5	367.50	1,345.5	318.63	281.5	469.21	379.5	382.12	1,137.5	418.85	866.0	370.86
1999	44.5	237.39	52.0	200.63	913.0	351.84	1,197.5	305.97	297.0	437.72	387.0	366.98	1,079.0	416.59	998.5	362.52

True weighted average prices

*PSO - Purchaser Specified Option

Beef Market Statistics

Choice & Select Fabricated Boxed Beef Cuts

2000	Weekly Weighted Averages & Load Counts															
Week Ending	113A PSO 1 2-Pc Sq-Cut Chuck				113C PSO1 Chck Semi-Bnls,n/o				113C PSO3 Chck Semi-Bnls,n/o				114 PSO 1 Shoulder Clod			
	Ch Lds	Ch \$	Se Lds	Se \$	Ch Lds	Ch \$	Se Lds	Se \$	Ch Lds	Ch \$	Se Lds	Se \$	Ch Lds	Ch \$	Se Lds	Se \$
01/07	0.5	98.00	3.0	99.83	13.0	101.31	17.0	100.29			2.0	103.00	35.0	102.84	43.5	107.64
01/14			2.5	102.00	12.5	104.56	20.5	104.85	2.0	108.00	12.5	109.52	7.5	110.80	6.5	112.62
01/21			3.5	99.57	25.0	102.40	14.0	101.82	10.0	107.00	7.0	103.86	36.5	112.42	32.5	111.64
01/28	0.5	101.50	4.0	102.50	24.5	101.45	22.5	101.49	4.0	106.25			22.0	111.00	31.0	112.35
02/04	1.0	104.00	2.5	104.20	28.5	102.49	20.0	103.38	18.5	105.24	4.0	110.00	46.5	110.84	33.0	116.68
02/11	0.5	106.00	0.5	106.00	6.5	104.23	15.5	102.35	1.0	105.00			12.0	115.67	5.5	116.18
02/18	3.0	99.00	2.5	104.40	9.5	97.79	8.5	99.82	1.0	107.00			30.0	111.00	33.0	112.61
02/25	2.5	92.80	1.0	95.50	32.5	91.48	17.5	93.86			7.0	95.00	33.5	104.75	39.5	108.75
03/03	1.5	93.67			7.0	96.29	9.0	95.50	8.5	98.47	1.0	100.00	44.5	104.07	26.5	107.43
03/10	4.0	99.00	4.0	99.50	11.5	97.57	2.5	98.80	11.5	99.72			27.0	103.43	20.0	108.43
03/17	0.5	99.00	6.5	95.85	8.5	97.18	14.0	99.18	2.0	98.50	12.0	100.00	38.5	101.05	28.5	102.88
03/24	2.5	88.20	3.0	94.33	17.0	93.60	18.5	95.32	6.0	97.33	2.0	97.00	40.5	95.07	49.0	97.13
03/31			9.0	94.50	7.5	93.07	21.0	92.76	1.0	100.00	1.0	100.00	43.5	94.43	47.0	97.29
04/07	2.0	86.50	5.5	84.76	49.0	86.67	8.5	89.94	8.0	91.63	2.0	96.00	39.0	95.06	30.0	97.23
04/14	1.5	84.00	9.0	87.33	4.0	92.50	16.0	90.84	6.0	94.33	1.0	96.00	44.5	99.64	30.5	101.10
04/21	0.5	91.00			8.5	100.35	31.5	97.62	1.0	102.00	0.5	104.00	26.5	105.70	19.5	105.05
04/28			9.0	90.22	12.0	95.08	24.0	92.48	22.0	97.64	4.0	96.25	30.0	104.08	67.0	103.93
05/05	4.5	81.67	3.5	82.86	6.0	95.08	27.0	93.83	6.5	94.77	6.5	95.46	18.5	105.57	49.5	104.78
05/12	0.5	87.00	4.0	87.00	5.0	97.80	12.5	92.40	0.5	95.00	1.0	97.00	23.0	110.20	30.0	108.25
05/19	0.5	87.00	3.5	85.57	1.5	89.67	27.5	92.91	2.0	94.00	5.0	94.80	22.5	105.16	42.5	107.59
05/26			4.5	84.89	30.0	87.23	17.0	90.15	2.0	94.00			34.5	100.67	42.0	103.30
06/02	0.5	86.00	2.0	84.25	3.0	88.33	14.0	89.25	31.0	92.26			43.5	98.55	40.0	97.59
06/09	0.5	90.00	4.0	90.38	1.0	92.00	14.0	92.25	9.5	95.84	1.5	96.00	36.5	95.78	57.5	95.64
06/16			1.0	94.00	15.0	95.67	18.0	95.83	3.0	102.00	1.0	100.50	20.0	98.05	37.5	99.88
06/23			10.0	91.90	7.5	92.93	44.5	91.81	6.0	94.00	1.5	99.00	26.0	97.58	39.5	98.81
06/30			3.5	85.36	20.5	92.44	26.0	91.27			1.0	95.00	41.5	93.80	23.5	96.62
07/07	0.5	97.00	2.5	93.40	4.5	94.33	14.5	96.34	2.5	101.00	3.0	98.17	15.0	97.63	14.0	99.23
07/14			2.0	92.25	3.0	97.50	4.5	98.22	1.5	99.67	8.5	98.76	17.5	99.31	19.0	101.18
07/21			7.0	93.57	3.5	96.00	7.5	96.13	17.5	98.63			19.5	99.12	58.5	100.61
07/28	0.5	95.00	1.0	99.00	42.5	96.68	13.5	96.59	5.0	99.20	0.5	99.00	34.0	99.37	23.0	101.52
08/04	1.0	88.50	0.5	96.00	18.0	92.00	23.0	93.96	12.0	98.50	0.5	95.00	30.5	96.75	10.5	101.43
08/11	1.0	91.00	3.0	91.83	7.0	92.43	10.0	91.70	2.5	95.40	2.0	95.50	23.5	98.28	14.0	102.43
08/18	2.0	90.00	4.5	90.89	14.5	94.72	13.0	93.23	5.0	98.00			38.0	100.04	9.0	100.56
08/25	1.0	91.00	6.0	93.00	11.5	96.65	26.0	94.44	4.0	100.75	9.5	98.74	13.5	99.37	7.0	102.71
09/01	0.5	86.00	2.5	91.20	10.5	89.24	10.5	91.90	22.0	98.05	5.5	97.23	14.5	100.97	36.5	101.53
09/08	2.0	88.50	2.0	89.50	8.0	92.19	16.0	90.59	1.0	99.00	1.0	95.00	21.0	100.14	18.0	104.61
09/15	0.5	87.00	12.0	90.63	6.5	94.08	8.5	92.68	0.5	94.00			8.0	102.44	17.0	105.12
09/22			4.5	90.33	8.5	92.91	5.5	94.23	13.5	98.15	4.5	98.89	10.0	104.55	55.5	103.90
09/29	1.0	86.00	4.5	87.78	14.0	92.50	15.5	93.06	1.0	100.00	4.0	100.25	20.0	105.30	20.5	104.51
10/06	1.0	88.00	0.5	92.00	2.0	100.00	10.5	93.57					25.5	103.90	25.0	103.40
10/13			3.0	95.67	1.5	97.00	10.0	95.45			0.5	104.00	35.5	103.17	11.0	107.68
10/20	0.5	100.00	4.5	98.22	4.5	100.44	15.0	98.03			6.0	101.67	18.5	105.95	91.5	106.61
10/27			4.5	99.22	15.0	101.33	14.0	101.64			1.5	104.33	24.0	107.96	32.5	106.49
11/03			1.0	102.00	12.5	102.48	4.5	103.56	1.0	102.00			16.0	108.94	11.0	110.07
11/10			2.5	102.80	7.0	106.93	13.5	104.70	8.0	106.25	0.5	107.00	24.5	108.71	16.0	109.72
11/17			2.5	106.00	3.0	112.67	19.5	105.33	4.0	115.25	5.0	111.20	12.0	114.54	6.0	115.75
11/24	1.0	101.00	0.5	108.00			12.0	109.21	4.0	113.50	2.0	115.00	20.5	117.22	29.0	114.98
12/01	5.0	104.90	5.5	105.23	20.0	107.45	11.0	108.18	4.0	111.00	3.5	111.43	26.0	117.90	25.0	118.13
12/08			7.0	100.21	20.0	101.41	19.5	104.67	1.0	115.00	5.5	107.23	34.0	117.49	39.5	119.84
12/15			5.5	108.27	6.0	114.25	9.5	111.47	10.0	115.55	3.5	118.00	14.0	131.14	31.5	127.02
12/22			1.0	109.00	3.0	119.33	11.0	111.00					38.5	130.77	30.5	130.49
12/29	1.0	120.00	1.0	118.00	0.5	123.00	7.0	121.14			0.5	126.00	8.5	138.65	27.5	139.27
2000	45.5	93.60	192.5	94.15	613.5	96.46	806.0	96.94	283.0	99.68	141.0	101.81	1,385.5	104.51	1,583.0	106.38
1999	52.0	83.38	185.5	86.88	704.0	89.74	1,069.5	88.65	420.0	94.14	356.5	95.65	1,558.5	93.60	1,797.5	96.23

True weighted average prices

*PSO - Purchaser Specified Option

Beef Market Statistics

Choice & Select Fabricated Boxed Beef Cuts

2000	Weekly Weighted Averages & Load Counts															
Week Ending	114A PSO3 Shlder Clod, Trmd				115 PSO 1 Chuck, 2-pc Bnls				116A PSO 3 Chuck Roll 1x1 n/o				116B PSO 1 Chuck Tender			
	Ch Lds	Ch \$	Se Lds	Se \$	Ch Lds	Ch \$	Se Lds	Se \$	Ch Lds	Ch \$	Se Lds	Se \$	Ch Lds	Ch \$	Se Lds	Se \$
01/07	32.5	122.94	31.5	124.30	10.0	103.25	26.5	103.63	55.5	128.57	58.5	127.16	11.5	127.83	9.5	130.79
01/14	35.0	129.99	25.5	128.70	9.0	109.28	16.5	108.02	55.5	133.85	55.5	133.23	4.0	138.00	7.0	135.68
01/21	59.5	126.87	64.0	124.44	11.0	106.55	18.0	108.31	76.5	130.29	57.5	130.41	5.5	138.27	6.0	137.88
01/28	57.5	126.19	33.5	124.15	18.5	106.65	37.5	105.76	84.5	125.21	75.0	123.68	10.0	141.50	4.5	138.67
02/04	48.0	127.77	27.5	127.76	21.5	107.29	36.5	107.05	68.5	125.95	87.0	123.93	9.5	143.63	4.5	143.72
02/11	33.5	130.90	30.5	130.74	7.5	107.73	18.5	107.61	72.0	123.61	56.0	122.65	1.0	150.50	6.5	146.46
02/18	41.0	126.03	37.5	125.20	10.0	105.35	27.0	104.74	70.5	118.74	76.0	117.63	8.0	148.25	3.0	144.83
02/25	52.5	116.97	25.0	121.26	13.0	98.62	44.5	99.83	98.0	113.94	54.0	114.19	6.0	141.83	3.0	142.33
03/03	43.0	114.65	32.5	117.20	19.5	99.13	19.5	101.18	61.5	117.52	54.0	116.57	8.0	133.44	7.0	135.93
03/10	34.0	117.79	18.5	116.43	2.0	101.75	19.5	102.56	51.5	125.99	75.0	126.14	4.0	135.63	2.0	135.50
03/17	59.0	110.76	41.0	111.59	7.0	103.29	48.5	103.20	39.5	127.71	33.5	127.24	11.5	128.30	7.0	123.71
03/24	35.5	106.89	22.0	107.48	22.5	98.44	35.5	99.34	30.5	124.64	59.0	120.29	12.0	121.21	9.0	120.94
03/31	38.5	104.29	27.0	104.66	10.0	98.50	27.0	98.30	48.0	121.80	58.5	117.85	12.0	108.88	5.5	113.82
04/07	38.0	103.82	36.0	105.05	7.0	97.29	37.5	95.79	37.5	118.77	47.5	116.72	9.0	104.78	12.5	104.64
04/14	37.5	112.39	31.5	111.76	10.5	98.10	24.5	96.67	51.0	120.81	90.0	117.23	10.0	109.50	8.0	108.31
04/21	24.5	120.69	13.5	119.89	4.0	105.00	24.0	99.96	26.0	130.21	57.5	121.70	3.0	121.67	4.0	119.88
04/28	27.0	121.81	22.0	119.59	9.5	105.16	37.0	99.72	36.5	126.05	52.0	117.84	6.5	121.00	9.0	120.33
05/05	42.5	118.87	68.5	114.41	8.0	102.63	32.0	99.19	52.5	121.10	79.0	111.77	9.0	113.97	6.5	112.23
05/12	30.5	123.72	33.0	113.41	9.0	101.78	25.5	99.65	34.0	122.19	57.0	109.79	7.0	114.29	5.5	114.27
05/19	15.0	117.40	15.5	114.26	12.5	98.56	31.5	97.76	25.0	119.84	113.5	104.91	4.0	114.25	6.0	113.00
05/26	44.5	112.21	28.0	110.14	11.0	97.91	44.5	96.85	25.0	118.96	89.0	105.80	9.5	113.21	9.0	113.67
06/02	48.0	108.03	52.0	107.61	9.5	97.26	33.5	97.09	42.5	118.39	56.0	111.23	4.5	115.00	3.5	113.57
06/09	58.5	106.64	58.0	105.97	12.0	98.00	23.0	97.83	21.0	124.40	26.0	120.42	10.0	117.85	5.0	116.20
06/16	31.5	109.76	25.5	110.18	8.5	101.35	24.5	101.66	5.0	136.00	9.0	134.22	5.5	126.36	4.5	126.17
06/23	34.0	106.30	30.0	106.65	20.5	99.04	24.0	100.29	5.5	130.45	15.5	124.85	8.0	128.81	3.5	128.43
06/30	48.5	105.81	30.5	105.07	24.5	97.49	36.0	98.53	18.0	121.69	33.0	122.84	6.5	131.46	14.0	126.89
07/07	38.0	109.07	36.0	108.85	5.5	101.45	16.0	99.70	2.0	136.00	8.5	124.24	7.0	134.07	3.5	130.71
07/14	30.0	111.42	26.5	110.82	6.0	101.83	18.0	102.11	9.0	136.00	6.0	125.83	7.0	134.64	1.5	133.33
07/21	55.5	111.46	20.0	112.25	8.5	100.29	24.5	100.93	7.5	129.67	24.0	122.16	14.0	133.04	5.0	134.20
07/28	55.5	110.67	27.5	112.04	7.5	98.73	18.5	100.97	14.0	124.29	12.0	121.56	3.0	129.50	3.0	127.33
08/04	64.5	109.86	34.0	109.92	10.0	96.35	34.5	97.79	32.0	120.16	13.5	117.26	25.0	115.70	10.0	115.00
08/11	37.0	111.34	23.5	111.32	11.5	96.87	14.0	96.86	17.0	113.65	14.5	112.14	10.5	112.10	7.0	112.00
08/18	46.5	110.52	25.5	110.12	8.0	97.44	16.5	97.44	11.5	116.61	25.0	109.02	11.0	110.64	5.0	108.40
08/25	52.5	113.72	41.5	112.00	4.5	99.22	20.5	98.39	11.5	121.65	30.5	111.43	11.5	112.22	10.5	111.52
09/01	41.5	114.22	29.0	113.78	4.5	99.33	15.5	96.89	12.0	121.67	29.5	112.47	11.5	113.52	3.5	113.00
09/08	48.0	115.09	30.5	116.57	9.5	98.53	23.5	97.94	14.5	119.24	39.0	118.64	7.5	111.67	4.5	111.22
09/15	39.5	118.39	36.0	116.06	12.5	98.60	28.0	98.00	28.5	121.18	25.5	119.66	9.0	113.44	5.5	112.64
09/22	32.0	119.13	19.0	118.45	15.0	98.47	29.0	96.41	16.5	126.85	16.5	119.55	8.5	119.71	5.0	117.80
09/29	51.5	118.89	26.0	119.02	1.5	101.67	27.0	96.31	16.5	129.45	29.0	118.19	6.0	122.00	11.0	120.82
10/06	37.5	119.99	27.0	118.04	8.5	97.24	33.5	96.37	12.0	132.17	20.5	122.93	5.5	126.00	2.5	123.60
10/13	58.0	119.88	25.5	120.24	3.0	104.33	21.5	99.30	10.5	133.76	18.5	126.03	3.0	134.17	4.0	129.50
10/20	38.5	118.69	32.0	119.41	6.0	103.75	23.0	100.41	30.0	139.40	22.0	135.84	9.5	133.05	6.5	132.77
10/27	56.0	123.15	30.5	124.13	8.0	106.13	18.0	104.36	30.5	144.26	75.0	138.57	4.0	136.75	5.5	133.91
11/03	39.0	123.21	12.5	127.88	9.5	108.47	28.5	106.63	33.0	140.58	31.0	137.39	7.0	135.71	4.5	136.00
11/10	50.0	125.15	32.0	126.36	10.5	108.57	44.0	108.40	34.5	141.48	80.5	136.19	8.5	131.29	5.0	130.30
11/17	31.5	132.52	26.0	131.17	8.0	112.50	26.5	111.55	24.0	145.08	52.0	140.19	6.0	133.08	3.0	131.00
11/24	31.0	134.68	12.0	137.79	2.0	114.00	12.5	113.44	37.0	139.73	47.0	137.83	10.5	136.29	5.0	131.40
12/01	27.5	137.29	28.5	137.96	11.0	111.73	29.0	111.17	74.5	133.32	103.0	133.24	15.5	132.68	7.5	129.67
12/08	49.5	133.96	35.0	136.39	14.0	104.86	57.5	107.96	167.0	127.28	129.5	127.91	12.5	129.80	9.0	126.25
12/15	43.0	147.07	31.0	145.69	8.5	118.18	29.5	117.29	43.0	143.01	57.5	139.73	8.0	141.31	6.5	139.77
12/22	19.5	154.51	16.0	153.38	3.5	122.14	16.0	120.81	23.0	152.48	35.0	150.41	7.5	148.40	4.5	149.56
12/29	13.5	156.07	16.0	158.44	1.5	125.67	13.5	124.96	15.0	160.07	41.0	156.50	4.0	158.38	3.5	155.86
2000	2,136.0	118.57	1,559.0	118.26	506.5	102.20	1,411.0	102.19	1,918.0	126.95	2,510.5	123.37	428.5	125.55	307.5	124.36
1999	2,216.5	108.19	1,675.0	108.14	1,050.5	92.53	2,142.0	93.42	2,610.0	117.26	3,081.0	112.76	487.5	111.26	378.5	110.52

True weighted average prices

*PSO - Purchaser Specified Option

Beef Market Statistics

Choice & Select Fabricated Boxed Beef Cuts

2000	Weekly Weighted Averages & Load Counts															
Week Ending	116C PSO 1 Chuck Roll				120 PSO 1 Brisket				120A PSO 3 Brisket, point-off				160 PSO 1 Round, Bone-in			
	Ch Lds	Ch \$	Se Lds	Se \$	Ch Lds	Ch \$	Se Lds	Se \$	Ch Lds	Ch \$	Se Lds	Se \$	Ch Lds	Ch \$	Se Lds	Se \$
01/07	8.5	120.41	7.0	121.21	14.0	111.25	16.0	109.16	1.0	177.50	0.5	173.00	3.5	115.00	1.0	114.00
01/14	8.5	124.41	3.5	127.43	5.0	115.30	20.5	112.12	2.0	188.00	1.0	189.00	3.0	119.83		
01/21	5.5	126.00	6.5	126.00	15.0	114.07	26.5	110.75	1.5	185.33			6.0	115.83	1.5	118.67
01/28	13.0	117.85	2.5	123.80	15.5	108.32	21.5	107.65	3.0	186.17	2.0	182.50	2.5	116.60	2.0	111.00
02/04	7.0	118.29	9.0	122.72	17.5	105.43	28.0	105.63	4.5	179.11	1.5	170.33	3.5	121.14	1.0	120.50
02/11	1.5	121.00	4.5	122.22	54.5	101.16	18.0	101.56	2.5	175.20	1.0	178.00	4.0	117.00	0.5	125.00
02/18	3.0	117.67	3.5	118.57	25.5	100.18	20.0	101.28	7.0	176.64	1.5	178.00	3.5	115.86		
02/25	11.5	108.35	3.5	112.57	21.5	97.86	21.0	99.38	4.5	174.67	1.0	178.50	11.5	110.39	4.5	111.11
03/03	3.5	109.14	2.0	110.75	41.5	94.54	24.5	94.94	2.5	177.20	1.5	172.67	3.5	109.43		
03/10	3.5	115.57	2.5	122.40	28.5	97.91	21.0	97.76	5.5	183.82	0.5	185.00	1.5	115.33		
03/17	1.5	120.33	4.0	125.75	12.5	104.68	20.5	101.10	1.0	200.00			2.0	112.00	1.5	110.67
03/24	10.5	117.10	3.0	116.67	17.0	99.29	31.5	98.48	1.0	197.00	1.0	185.00	3.5	108.29	2.5	109.40
03/31	12.5	113.64	6.0	118.42	18.5	97.20	26.0	98.47	3.5	196.57			3.0	104.83	4.5	106.83
04/07	2.0	111.25	1.5	113.33	24.5	96.43	36.5	97.95	4.5	193.22	2.0	187.50	1.5	105.33	4.5	111.33
04/14	3.0	110.67	2.5	116.20	20.0	98.20	19.0	99.17	2.0	191.00	1.5	190.67	2.0	110.25		
04/21			1.5	117.67	33.0	100.74	42.5	100.69	0.5	187.00			2.0	115.75	2.0	113.50
04/28	2.0	118.00	9.5	118.26	23.0	101.26	53.0	100.16	0.5	190.00	0.5	181.00	2.0	112.00	1.5	113.33
05/05	2.0	113.13	4.5	112.33	22.5	98.38	26.0	99.12	1.0	184.50			4.5	110.78	3.5	106.86
05/12	13.5	111.52	2.0	113.88	20.5	97.87	16.0	97.36	2.5	175.60	1.0	178.25	0.5	117.00	4.0	103.25
05/19	1.0	110.00	0.5	103.00	19.0	95.16	31.0	97.15	3.5	173.71	0.5	175.00	1.0	109.50	4.5	102.67
05/26	7.0	111.14	4.5	106.78	42.0	92.76	27.5	92.63	2.0	172.50	1.5	173.33	1.5	105.00	3.5	101.29
06/02	9.0	112.50	6.0	107.25	41.0	91.16	44.5	90.78	2.0	176.50			1.5	109.33	1.5	102.33
06/09	3.0	115.83	1.0	119.00	50.0	93.95	27.0	94.48	2.0	173.00	0.5	180.00	3.0	105.92	4.0	101.88
06/16	1.5	126.67	0.5	131.00	18.0	95.06	24.5	95.10	1.5	174.00			3.5	104.57	5.5	103.00
06/23	2.5	125.80	6.0	123.67	33.0	93.76	37.5	93.45	4.5	169.78	0.5	170.00	1.5	105.33	8.0	103.06
06/30	7.5	120.33	7.5	117.93	43.0	88.74	41.5	89.34	2.5	164.80	1.0	160.00	7.0	104.50	2.0	101.00
07/07			3.0	122.00	13.5	86.89	30.5	86.75	2.0	159.50			2.5	106.00	3.0	102.67
07/14	1.0	123.00	2.0	121.50	47.0	84.88	63.0	84.33	1.5	160.00	1.0	160.00	0.5	106.00	1.0	102.50
07/21	23.0	120.41	2.5	119.00	20.5	85.41	22.5	85.57	2.0	157.75	0.5	155.00	1.0	105.50	3.5	101.57
07/28	1.5	118.00	5.5	120.50	25.5	85.84	28.5	85.16	0.5	163.00	1.0	161.00			3.0	103.67
08/04	0.5	123.00	4.0	116.13	33.5	84.52	32.5	84.94	3.5	163.57	0.5	160.00	1.0	105.50	2.0	103.00
08/11			1.5	106.00	22.5	84.44	19.5	83.31	3.5	171.00	1.5	168.33	3.0	108.00	2.0	103.25
08/18	5.0	112.00	1.5	110.33	31.5	83.73	37.5	84.45	2.0	176.75	0.5	163.00	4.5	108.56	2.5	106.00
08/25			1.5	103.00	34.0	85.04	16.5	85.27	2.0	178.00	2.5	186.60	1.5	114.67	2.5	109.20
09/01	0.5	100.00			25.0	83.54	51.5	83.43	4.0	186.50			2.5	114.40	3.0	110.00
09/08			1.5	110.83	22.0	86.70	32.0	84.52	2.0	199.75	1.0	194.00	2.0	114.50	4.5	106.33
09/15	2.0	117.00	2.0	118.00	10.5	88.52	28.0	85.79	2.5	192.90	0.5	195.00	4.0	114.63	1.0	109.00
09/22	2.0	122.25	4.0	120.00	25.5	88.61	37.5	86.45	3.0	191.67	1.5	176.67	0.5	118.00	1.5	107.67
09/29	1.0	123.50	2.5	118.00	35.0	86.39	33.0	85.67	2.5	188.40			1.0	114.00	3.5	107.86
10/06	5.0	120.20	1.5	118.00	26.5	86.72	28.5	87.07	4.0	184.38	2.5	188.00	1.0	116.50	7.0	110.93
10/13	20.0	122.80	4.0	122.75	28.0	86.16	35.0	86.36	2.5	182.20	1.5	182.67	0.5	119.00	2.5	114.20
10/20	3.5	129.14	7.0	128.00	50.5	85.35	28.0	86.39	2.5	179.00	1.5	173.67	4.5	119.00	2.0	117.25
10/27	1.5	133.67	4.0	131.69	13.0	87.62	29.5	87.22	2.5	175.60			1.5	125.67	1.5	121.00
11/03	3.5	131.43	4.5	132.89	20.5	87.78	23.5	86.65	2.5	174.80			2.5	122.80	3.0	120.67
11/10	1.0	134.00	1.5	130.33	9.5	87.95	35.0	86.64	1.5	178.00			1.0	124.00	2.5	123.20
11/17	1.0	140.00	3.0	136.17	14.5	89.00	29.5	88.75	2.0	181.75	0.5	185.00			3.0	129.83
11/24	1.0	133.00	1.5	137.00	18.5	90.70	45.0	88.69	3.5	195.14	0.5	190.00	1.0	130.00	2.0	130.00
12/01	2.5	125.80	2.0	131.50	70.0	88.78	66.0	87.99	4.0	191.25	4.0	186.63	3.5	129.00	2.5	129.60
12/08	14.5	119.67	5.0	124.00	34.5	90.71	35.5	89.69	3.5	196.57	1.5	195.33	6.0	131.08	3.5	129.00
12/15	4.0	131.63	1.5	137.00	25.0	100.02	20.0	98.60	2.0	204.00	0.5	194.00	1.0	147.00	2.0	145.25
12/22	1.0	143.50	6.5	139.92	15.0	107.73	19.0	106.59	0.5	210.00	0.5	220.00	3.5	149.00	0.5	150.00
12/29	1.0	138.00	1.5	141.00	19.0	107.96	12.0	109.08	2.0	212.00	0.5	205.00	1.0	156.00	0.5	155.00
2000	240.0	118.69	180.0	121.42	1,366.5	92.83	1,560.5	92.53	132.5	181.72	44.5	180.78	133.5	115.11	129.0	110.64
1999	481.0	108.32	326.0	107.93	1,209.5	92.12	1,414.5	91.10	104.0	167.31	32.5	170.98	221.0	105.89	305.0	103.74

True weighted average prices

*PSO - Purchaser Specified Option

Beef Market Statistics

Choice & Select Fabricated Boxed Beef Cuts

2000	Weekly Weighted Averages & Load Counts															
Week Ending	161 PSO 1 Round, Bnls				PSO 3 Rnd, Bnls w/ Pld Knuckle				PSO3 Rnd Bnls w/Pld Knckl h/o				167 PSO 1 Knuckle			
	Ch Lds	Ch \$	Se Lds	Se \$	Ch Lds	Ch \$	Se Lds	Se \$	Ch Lds	Ch \$	Se Lds	Se \$	Ch Lds	Ch \$	Se Lds	Se \$
01/07	12.5	124.64	12.0	124.63	1.5	140.00			9.5	140.74	11.5	140.87	6.5	130.38	4.0	130.00
01/14	13.0	128.38	12.0	128.00	0.5	148.50			15.5	146.06	37.0	138.27	9.5	135.16	2.5	134.00
01/21	17.5	126.60	17.5	126.86					20.5	145.88	4.0	143.63	5.5	138.09	12.5	136.04
01/28	7.5	125.53	10.0	122.95	6.0	141.00			19.0	146.03	16.0	141.69	8.0	131.69	10.5	133.95
02/04	12.0	129.33	16.5	126.45	2.5	146.40			10.5	147.05	28.0	140.75	2.0	135.50	8.5	133.88
02/11	8.5	131.06	15.5	130.48			1.0	151.00	8.5	151.24	12.5	147.72	6.0	132.08	16.5	131.97
02/18	20.0	124.50	11.5	123.30	0.5	144.00	2.5	136.60	7.5	144.07	29.5	138.64	10.0	127.80	9.0	127.17
02/25	20.5	120.68	6.0	120.67					22.0	137.20	8.0	137.50	41.0	117.44	11.0	121.09
03/03	10.0	121.25	12.5	121.48	4.0	133.00	0.5	134.00	21.0	135.19	28.0	131.23	8.5	121.59	14.0	123.32
03/10	18.5	124.97	12.0	122.46	1.0	139.00			28.5	140.23	14.0	139.75	8.5	122.12	9.0	123.72
03/17	18.0	120.89	12.5	121.60	2.0	139.00	0.5	140.00	10.0	141.80	9.5	142.74	7.0	128.29	4.0	125.75
03/24	26.5	117.83	14.5	118.72			5.0	134.00	12.0	136.38	18.5	136.05	9.0	124.89	11.0	123.91
03/31	8.5	116.94	18.5	115.54					8.5	133.65	4.5	133.61	5.0	125.80	20.5	123.63
04/07	5.0	115.50	9.0	114.61	2.0	127.00			11.0	130.18	17.0	128.76	9.5	125.84	6.0	123.54
04/14	7.0	115.29	8.5	113.41			0.5	128.00	14.5	133.59	31.0	129.98	13.5	125.37	6.5	129.69
04/21	4.0	123.19	10.0	119.75			5.0	136.00	7.0	141.50	5.0	138.60			1.0	141.50
04/28	6.0	124.92	15.5	121.29	0.5	141.00	0.5	138.00	3.0	142.67	4.0	132.50	6.5	137.23	16.5	135.76
05/05	2.0	123.25	11.0	117.34			3.0	131.00	9.5	138.45	3.5	133.71	1.0	137.00	4.5	132.67
05/12	8.5	123.71	18.0	113.42			1.5	133.67	28.0	138.25	7.0	130.71	4.0	134.50	13.5	133.37
05/19	3.0	119.83	12.0	111.25			5.0	126.00	10.0	136.05	12.0	127.88	15.0	125.50	2.0	126.13
05/26	4.5	117.00	13.5	111.00	1.0	124.00			6.5	130.92	15.0	123.87	6.5	124.23	23.5	124.15
06/02	3.0	118.17	7.5	110.27	1.0	130.00			5.0	131.60	9.0	124.44	3.0	123.67	7.0	125.14
06/09	6.0	115.92	5.0	110.20	0.5	126.00	0.5	126.00	2.5	135.20	13.0	125.65	4.5	124.56	10.5	122.38
06/16	5.5	116.09	6.5	111.62			1.0	126.00	4.5	128.33	25.5	122.52	3.0	124.83	14.5	121.86
06/23	30.0	112.33	17.0	111.68	1.0	129.50			11.0	131.23	9.5	123.37	3.0	120.50	7.0	120.18
06/30	14.0	114.21	24.5	108.87	0.5	130.00	0.5	129.00	9.0	127.50	20.5	125.95	6.0	119.58	7.5	118.27
07/07	8.5	113.00	12.0	109.54			3.0	127.00	4.5	130.00	2.5	126.80	11.5	119.57	7.5	118.60
07/14	2.0	114.75	7.0	113.64					7.5	130.00	3.5	124.43	5.5	117.09	12.0	120.21
07/21	12.0	111.75	8.0	112.56	6.5	124.77	0.5	127.00	10.5	126.24	10.5	126.57	4.0	119.00	11.5	119.17
07/28	13.5	113.52	5.0	113.40					34.5	128.74	31.0	126.41	6.5	112.08	18.0	120.47
08/04	4.0	116.25	8.5	113.06			1.0	130.00	21.5	128.65	14.5	128.72	23.0	116.52	7.5	112.67
08/11	17.0	115.06	13.5	112.67	1.0	128.50	0.5	131.00	22.5	128.69	3.0	128.17	5.0	116.80	8.0	118.88
08/18	6.5	115.38	13.0	113.46					7.5	132.33	4.5	127.78	1.0	115.00	8.0	114.69
08/25	3.5	123.14	34.0	115.71	4.0	133.00			21.0	133.74	52.0	132.99	33.5	120.64	8.0	118.88
09/01	7.0	123.50	11.5	119.57					13.5	138.11	12.5	135.08	2.0	129.50	8.0	120.19
09/08	2.5	123.60	9.0	117.22	0.5	138.00	0.5	138.00	11.5	142.11	4.0	137.38	3.0	130.67	9.5	122.11
09/15	8.5	123.12	6.0	119.33					37.0	139.49	11.5	136.70	10.5	132.19	16.0	125.81
09/22	3.5	124.57	6.0	121.83			4.0	132.00	13.5	142.67	30.0	129.12	1.5	134.33	8.5	128.41
09/29	6.5	123.54	20.5	119.56					3.5	144.29	8.5	132.88	1.0	134.00	7.0	130.50
10/06	5.5	125.64	10.0	120.30					11.0	147.32	27.0	129.93			6.0	133.25
10/13	12.0	127.42	11.0	124.59			0.5	146.00	3.0	148.33	6.5	140.62	5.0	143.20	3.0	132.83
10/20	4.5	129.56	9.5	127.05			8.0	136.00	28.5	142.02	11.5	139.04	4.0	138.00	22.0	136.61
10/27	0.5	134.00	6.5	131.31					5.5	147.55	6.0	144.50	1.5	150.00	18.0	143.47
11/03	0.5	132.00	1.0	124.00					10.0	147.35	8.0	145.56	3.5	146.71	1.5	139.00
11/10	7.0	132.00	6.5	130.69	1.0	156.00			15.0	150.27	10.5	148.48	6.5	146.77	3.5	144.00
11/17	2.5	138.00	2.0	142.50					17.0	155.12	2.5	154.80	3.0	145.67	8.0	142.50
11/24	3.5	134.00	6.5	143.00					6.0	155.92	3.5	155.29	3.5	144.71	3.5	142.29
12/01	4.0	142.50	5.5	139.55					9.0	157.22	8.0	158.28	12.5	138.20	13.0	138.73
12/08	4.0	145.00	3.5	136.00	2.0	157.00	2.0	158.50	29.0	157.66	10.0	151.70	6.0	133.71	8.0	132.94
12/15	6.5	156.38	3.0	150.67	2.0	167.50	0.5	161.00	5.0	168.20	7.0	164.21	2.5	148.40	7.5	147.80
12/22	7.5	150.67	2.5	160.80	0.5	178.00	6.0	160.00	9.0	174.89	7.5	173.67	1.5	153.00	8.0	153.00
12/29	10.5	157.90	1.0	164.00					1.5	185.33	4.0	175.81	2.0	162.00	3.0	161.33
2000	455.0	123.19	551.5	119.47	42.0	137.80	53.5	137.29	672.5	140.45	693.0	134.98	361.5	126.50	487.5	128.57
1999	901.0	114.52	1,026.5	111.19	52.0	125.71	278.0	120.78	793.0	130.79	989.5	126.42	641.0	118.28	838.0	115.60

True weighted average prices

*PSO - Purchaser Specified Option

Beef Market Statistics

Choice & Select Fabricated Boxed Beef Cuts

2000	Weekly Weighted Averages & Load Counts																
Week Ending	167A PSO 4 Knuckle, Trmd				168 PSO 1 Inside Round				168 PSO 3 Inside Round				169 PSO 5 Inside Rnd, Denuded				
	Ch Lds	Ch \$	Se Lds	Se \$	Ch Lds	Ch \$	Se Lds	Se \$	Ch Lds	Ch \$	Se Lds	Se \$	Ch Lds	Ch \$	Se Lds	Se \$	
01/07	46.0	149.82	28.5	148.40	61.5	129.33	51.0	126.19	44.5	137.45	25.0	136.50	5.0	163.50	1.0	160.00	
01/14	59.5	150.72	21.5	150.47	21.0	132.33	20.0	130.20	13.0	142.75	29.5	139.65	4.5	171.00	1.0	166.00	
01/21	32.5	151.98	18.0	150.08	61.0	128.64	59.0	128.43	56.5	141.93	92.0	136.93	10.0	165.00	3.0	169.00	
01/28	50.0	148.74	16.5	148.33	57.5	128.74	32.5	128.54	28.0	139.79	28.5	138.07	5.5	165.27	1.0	169.00	
02/04	50.0	150.38	22.5	148.20	32.5	133.62	29.0	131.16	37.0	143.01	32.0	141.37	3.5	170.57	0.5	178.00	
02/11	39.5	148.76	17.5	149.34	55.5	132.96	22.0	132.91	29.5	143.92	18.0	144.83	1.5	167.67			
02/18	46.5	140.77	28.0	140.71	33.0	129.33	25.0	129.62	30.0	137.98	42.0	137.41	5.0	161.30			
02/25	60.5	132.23	49.0	134.58	75.0	123.97	70.0	122.61	46.0	132.36	24.5	134.08	3.0	157.67			
03/03	42.0	132.40	25.0	132.18	54.0	126.51	22.0	125.78	33.5	135.54	19.5	134.44	5.5	158.82	3.5	159.14	
03/10	34.5	138.59	22.0	137.89	31.0	130.63	22.0	129.34	27.5	141.55	23.0	140.02	1.0	171.00	1.0	176.50	
03/17	44.5	141.73	14.5	139.76	31.5	130.62	28.0	129.75	34.0	141.96	19.5	139.56	2.0	165.50			
03/24	27.0	138.52	20.0	138.79	65.0	125.21	43.5	124.41	71.5	136.14	27.5	137.75	16.5	158.91	4.0	157.00	
03/31	38.5	137.88	31.0	138.16	41.0	125.56	70.0	124.64	48.0	135.99	43.5	135.33	14.0	164.82			
04/07	32.0	139.41	23.5	137.11	25.5	126.67	61.0	122.37	47.0	138.05	22.0	134.61	12.0	164.38	7.0	155.36	
04/14	40.5	143.30	17.5	142.59	44.0	130.86	49.5	126.12	37.0	140.14	43.0	134.94	6.0	162.17	1.0	161.00	
04/21	24.5	153.55	19.5	152.44	22.0	137.84	13.0	133.31	37.5	148.37	32.5	142.58	3.5	177.57			
04/28	26.0	153.85	22.5	150.02	27.5	137.53	89.5	131.76	13.0	149.12	39.0	140.45	2.5	177.40	0.5	167.00	
05/05	37.5	149.63	25.5	147.84	29.5	137.14	48.5	128.16	25.5	146.97	27.5	137.16	1.5	174.33	1.0	158.00	
05/12	30.0	151.52	28.0	146.34	35.5	139.15	59.0	126.92	11.0	150.86	61.0	135.28	2.5	182.60	0.5	162.00	
05/19	37.0	145.65	29.5	141.61	49.5	137.30	63.5	121.88	59.0	146.25	27.5	133.20	2.0	177.75	2.5	152.60	
05/26	53.0	140.51	45.5	137.76	48.5	136.43	77.0	119.86	33.0	144.24	60.5	131.04	3.5	169.86	1.0	156.00	
06/02	31.0	139.34	24.5	135.57	40.0	136.31	46.0	121.08	25.0	145.44	21.0	131.17	0.5	173.00	0.5	162.00	
06/09	38.5	139.67	30.5	136.48	33.0	136.30	65.5	121.36	43.0	147.30	31.0	133.01	5.5	177.18	1.0	162.00	
06/16	22.5	138.76	29.0	135.24	20.5	140.78	30.0	124.80	18.0	148.22	32.0	133.23	3.5	180.00	0.5	165.00	
06/23	33.5	136.06	25.5	132.61	25.5	135.84	45.0	124.62	38.0	145.28	37.5	131.76	2.0	175.25	0.5	159.00	
06/30	29.5	131.85	34.0	132.21	25.5	128.20	38.5	121.44	38.5	138.25	13.5	129.67	6.5	168.15	0.5	156.00	
07/07	38.5	132.27	12.5	130.60	20.0	126.25	13.0	122.00	40.5	134.30	27.0	131.37	2.5	164.00	1.0	158.50	
07/14	31.5	131.98	17.0	131.72	58.5	120.73	21.0	121.60	22.5	132.61	19.5	131.94	10.0	161.35			
07/21	31.5	132.86	18.0	130.88	39.0	120.28	36.0	119.67	41.0	130.83	37.5	129.72	3.5	154.86			
07/28	32.0	131.67	25.5	130.38	78.5	117.79	43.0	118.65	56.0	128.63	42.5	127.43	3.5	152.86			
08/04	45.0	126.79	27.5	127.80	54.0	117.11	55.0	114.15	43.5	130.36	46.0	126.50	17.0	153.53	2.5	146.60	
08/11	54.5	127.72	19.0	126.68	29.0	117.48	41.0	113.09	36.5	129.34	31.5	125.66	7.5	151.40	2.0	145.25	
08/18	35.5	131.01	19.5	126.79	35.0	118.03	52.0	113.88	36.5	127.75	51.5	125.43	11.5	150.00			
08/25	54.0	137.81	29.5	131.20	37.5	119.32	25.5	115.11	20.5	133.41	33.0	127.47	3.5	161.29	2.0	147.25	
09/01	25.5	143.33	22.0	132.30	14.0	123.21	28.5	115.21	43.5	131.68	26.5	126.62	4.5	162.11			
09/08	25.5	144.61	38.5	135.86	16.5	122.39	33.5	115.97	24.5	133.00	41.5	125.82	4.0	156.38	0.5	147.00	
09/15	21.0	146.00	21.0	141.33	53.5	121.37	37.5	115.96	36.5	133.58	19.0	127.93	8.0	154.81	1.0	147.50	
09/22	40.5	146.59	29.5	142.41	16.5	121.45	53.0	117.58	42.5	132.54	46.5	127.83	5.0	154.20			
09/29	29.0	148.57	23.0	145.87	23.0	124.74	42.5	118.67	17.0	134.18	30.0	128.65	4.5	162.44	0.5	150.00	
10/06	17.0	153.09	23.0	146.39	22.5	126.56	52.0	119.13	18.0	137.31	8.0	132.38	2.5	159.60	1.5	158.67	
10/13	26.5	156.75	36.0	153.03	23.0	126.39	33.5	120.06	33.0	136.62	13.0	133.08	3.5	160.71	2.0	160.25	
10/20	24.5	158.71	18.0	155.03	37.5	122.07	69.5	121.81	26.0	134.29	60.5	129.02	3.5	159.57	0.5	152.00	
10/27	26.5	164.06	18.5	162.62	32.0	123.69	26.5	125.49	34.5	134.83	19.0	133.50	2.0	166.75	2.5	160.80	
11/03	33.0	160.82	20.5	153.73	15.5	129.87	12.5	128.40	37.0	136.95	9.0	137.33	11.0	161.45	0.5	164.00	
11/10	30.5	159.57	24.5	158.44	31.5	131.87	32.5	127.72	18.0	139.58	12.0	140.38	3.5	162.29			
11/17	43.0	157.31	26.0	157.27	29.5	134.25	24.5	134.90	49.0	145.11	34.0	142.26	7.0	170.36	1.5	174.33	
11/24	31.0	154.56	25.0	154.52	31.0	135.65	83.5	134.10	18.0	147.17	15.0	144.37		1.0	173.50		
12/01	65.5	148.59	52.5	146.59	44.5	136.16	38.0	134.36	32.0	147.31	41.5	143.94	5.0	177.65	4.0	175.63	
12/08	62.0	146.55	53.5	144.14	50.5	136.56	63.0	134.19	49.0	146.99	44.5	144.51	4.0	174.88	4.5	173.78	
12/15	30.5	162.00	20.0	161.40	26.0	147.13	21.0	146.12	41.5	155.54	29.5	153.92	6.0	187.83	0.5	175.00	
12/22	24.0	169.40	15.0	170.63	29.0	156.00	25.5	151.06	24.5	167.10	17.5	163.54	3.0	205.50			
12/29	17.0	179.29	16.0	174.88	11.0	166.05	31.0	160.45	21.5	172.91	10.5	173.71	1.0	211.50	0.5	210.00	
2000	1,901.5	144.53	1,320.0	142.66	1,904.5	129.19	2,174.5	125.09	1,787.5	139.77	1,638.5	134.97	265.5	164.05	60.0	161.34	
1999	1,956.0	132.69	1,206.0	130.17	2,564.0	119.87	2,493.5	114.32	1,734.0	129.69	1,902.5	123.93	243.0	151.91	100.0	147.05	

True weighted average prices

*PSO - Purchaser Specified Option

Beef Market Statistics

Choice & Select Fabricated Boxed Beef Cuts

2000	Weekly Weighted Averages & Load Counts															
Week Ending	170 PSO 1 Gooseneck Round				171B PSO 3 Outside Round				171C PSO 3 Eye of Round				PSO 3 Flat & Eye Heel Out			
	Ch Lds	Ch \$	Se Lds	Se \$	Ch Lds	Ch \$	Se Lds	Se \$	Ch Lds	Ch \$	Se Lds	Se \$	Ch Lds	Ch \$	Se Lds	Se \$
01/07	14.0	117.04	12.0	114.92	37.0	141.82	37.0	136.52	22.5	182.16	3.0	173.17	1.0	153.00	0.5	147.00
01/14	15.0	118.20	4.5	119.11	66.0	145.66	31.0	142.71	18.0	189.99	5.5	181.55	1.5	167.00	5.0	147.80
01/21	10.5	122.10	49.5	117.12	49.5	141.44	40.5	140.77	18.5	192.68	5.0	184.75	2.5	166.00	2.5	162.00
01/28	8.0	122.94	14.0	114.43	25.5	142.86	18.0	142.06	8.0	195.06	4.5	188.22	12.5	159.54	4.0	154.75
02/04	9.5	125.53	24.0	118.90	40.0	150.31	22.0	147.11	10.0	198.60	4.5	193.39	4.0	163.63	2.0	158.25
02/11	4.0	126.13	3.0	122.33	25.5	150.61	17.5	149.71	8.5	204.18	6.5	194.73	21.0	157.00	4.0	163.00
02/18	13.0	121.85	21.0	118.07	26.5	143.91	16.5	143.18	9.5	201.00	5.0	187.15			3.0	157.50
02/25	11.5	117.09	22.0	115.23	44.5	136.87	24.0	135.65	16.0	188.16	4.0	183.88	0.5	154.00	4.0	153.75
03/03	9.0	115.78	27.5	114.51	55.5	130.86	14.0	131.54	28.5	179.37	7.5	173.73	8.0	149.75	2.5	144.20
03/10	9.0	115.28	5.5	117.55	35.5	131.25	21.0	131.07	10.0	179.75	3.5	170.57	4.0	150.00	3.0	145.83
03/17	9.5	111.79	31.5	110.89	43.5	128.08	23.5	128.32	7.0	171.50	7.5	170.37			3.5	140.00
03/24	10.0	103.35	17.5	104.29	33.0	121.33	38.5	120.49	21.0	162.55	5.5	162.36	2.0	131.00	0.5	138.00
03/31	12.5	105.46	35.0	106.55	53.0	114.92	47.0	112.38	19.0	153.05	6.0	149.63	21.5	129.49	1.5	128.00
04/07	13.0	100.62	29.0	103.64	57.5	111.62	68.5	105.17	14.5	150.59	9.5	138.47			3.0	124.00
04/14	6.0	102.50	19.0	103.53	57.0	113.46	29.0	109.95	18.0	154.36	7.0	146.96	3.5	130.71	1.0	122.00
04/21	7.0	107.43	45.5	104.02	15.0	124.03	26.5	117.90	4.0	172.13	7.0	149.93	11.0	141.50	2.5	137.40
04/28	9.5	104.84	54.0	103.28	33.5	125.42	22.0	118.36	5.5	168.00	9.0	144.78				
05/05	16.0	101.25	37.5	103.07	32.0	121.26	39.5	112.79	7.0	171.50	6.5	139.00	2.0	132.50	3.0	129.00
05/12	4.0	106.88	22.5	102.70	48.5	117.56	38.0	110.51	13.5	168.85	13.0	140.73			1.0	125.00
05/19	8.5	104.00	59.5	101.77	51.5	109.50	45.5	107.35	21.5	158.91	16.0	133.09	9.0	123.00	7.5	118.93
05/26	19.0	103.63	30.0	98.50	45.0	108.76	50.0	106.24	12.0	160.13	6.5	135.23			2.0	120.00
06/02	8.5	98.12	9.5	100.68	43.0	107.80	31.5	106.79	7.0	160.57	8.5	149.53	20.0	123.80	1.0	118.00
06/09	13.5	98.00	25.0	98.96	49.5	106.81	27.5	105.75	9.5	156.89	8.0	155.72	5.5	125.09	1.5	119.67
06/16	8.5	97.18	34.0	99.68	64.5	106.47	41.5	104.77	24.0	148.79	10.5	149.38	10.5	122.38	5.5	120.36
06/23	18.0	98.94	30.0	98.07	59.0	105.08	38.5	104.33	9.0	148.22	6.0	146.58			2.0	118.00
06/30	17.5	98.29	8.5	96.41	37.0	106.22	35.0	105.17	6.0	150.25	5.5	149.27	1.0	125.00		
07/07	2.0	100.00	7.5	98.63	32.5	110.02	17.5	110.00	7.5	153.40	4.0	153.38	14.0	123.36	2.0	123.75
07/14	8.5	99.94	11.5	99.87	30.5	115.85	25.5	115.59	14.0	156.96	8.0	155.97	4.5	128.11		
07/21	3.0	102.33	24.5	101.96	49.0	118.12	33.0	117.39	10.0	162.95	5.0	159.80	9.0	131.00		
07/28	14.5	105.28	14.0	104.64	28.5	123.63	24.5	122.35	10.0	169.05	3.5	170.00	2.0	135.00	0.5	149.00
08/04	2.5	106.60	9.5	105.53	27.0	130.44	27.0	126.39	7.0	179.71	4.0	179.94				
08/11	3.0	113.67	8.5	109.82	32.5	131.00	25.5	126.37	7.5	183.87	5.0	181.75	4.0	149.75	1.5	152.00
08/18	4.0	112.25	40.5	111.56	32.0	130.06	35.0	124.71	17.0	186.44	4.0	184.25	12.0	147.75		
08/25	2.0	112.00	13.5	113.67	36.0	135.65	25.0	129.48	9.0	193.44	4.0	187.88			3.5	151.14
09/01	19.0	114.93	4.0	115.00	34.5	140.20	36.0	130.53	6.0	200.13	7.5	190.53	9.0	150.06		
09/08	6.5	117.77	8.5	110.82	29.5	140.39	30.5	130.56	6.0	201.92	5.0	194.10	11.0	154.64	2.0	148.00
09/15	3.5	115.00	17.5	111.54	39.0	140.46	38.0	130.55	7.0	198.36	3.5	184.57	12.0	153.00		
09/22	1.5	117.33	59.5	112.44	35.5	135.70	69.0	127.53	14.0	191.57	10.0	165.45	10.0	150.40	6.0	140.17
09/29	5.0	115.90	37.0	112.51	64.5	134.45	80.0	124.28	10.0	188.40	15.5	154.61	10.0	153.50		
10/06	4.5	115.78	14.5	108.59	23.0	136.61	31.0	127.32	10.0	178.75	4.0	158.25	2.5	151.40	1.5	151.67
10/13	4.0	114.50	6.5	107.54	34.5	139.62	38.0	126.64	17.0	179.56	7.5	164.33	1.0	149.00	2.0	145.25
10/20	4.5	110.78	44.5	108.63	39.5	140.81	55.0	129.79	8.5	171.59	5.0	165.50	13.0	147.38	5.0	140.60
10/27	3.0	117.17	9.5	110.79	18.0	145.78	40.0	134.49	12.5	169.56	8.5	161.71	26.0	151.54	3.5	142.86
11/03	10.5	115.62	6.0	115.17	16.5	148.52	32.0	138.58	12.5	170.32	4.5	161.33	2.0	155.00	1.0	151.00
11/10	3.0	116.50	13.0	114.65	17.5	156.29	32.0	146.38	12.5	168.40	6.0	164.50	3.0	160.67	0.5	160.00
11/17	3.5	126.86	3.0	126.17	13.5	168.63	34.0	157.78	8.0	172.88	4.5	168.11	3.0	172.33	1.0	173.00
11/24	1.5	139.00	5.5	120.82	15.0	173.70	26.5	164.42	3.0	183.17	4.5	178.11	1.0	165.00	2.0	171.00
12/01	2.5	135.40	7.5	122.93	15.5	180.00	36.5	166.52	11.5	186.35	12.5	179.24	1.5	180.00	3.0	166.00
12/08	20.5	130.55	22.0	124.00	31.5	171.76	54.5	159.86	14.5	188.93	12.5	175.44			2.0	165.00
12/15	4.5	143.56	16.0	129.91	36.5	185.68	38.5	173.73	8.5	203.41	11.0	191.77	2.5	195.40	2.0	172.00
12/22	5.0	144.40	7.0	132.07	23.5	194.66	17.5	181.69	10.0	217.10	5.5	196.91	1.0	194.00		
12/29	3.0	156.00	0.5	148.00	29.0	192.76	10.5	194.00	8.0	226.94	6.5	200.54	8.0	196.00		
2000	429.5	111.80	1,082.5	108.64	1,912.5	131.44	1,756.0	128.25	609.5	176.04	352.5	164.61	303.0	145.46	105.0	142.60
1999	706.0	102.06	1,294.5	99.80	2,607.5	119.31	2,184.5	115.99	736.5	160.44	413.0	146.62	277.5	135.85	260.0	126.71

True weighted average prices

*PSO - Purchaser Specified Option

Beef Market Statistics

Choice & Select Fabricated Boxed Beef Cuts

2000	Weekly Weighted Averages & Load Counts															
Week Ending	174 PSO 1 Short Loin 2x3				174 PSO 3 Short Loin 0x1				175 PSO 3 Strip Loin 1x1				180 PSO 1 Strp Loin Bnls 14#/up			
	Ch Lds	Ch \$	Se Lds	Se \$	Ch Lds	Ch \$	Se Lds	Se \$	Ch Lds	Ch \$	Se Lds	Se \$	Ch Lds	Ch \$	Se Lds	Se \$
01/07	3.5	289.29	4.5	230.22	26.0	356.65	53.0	292.03	14.5	298.48	1.5	237.00	1.5	288.00	3.0	230.00
01/14	1.5	296.67	3.0	244.17	19.0	373.58	25.0	304.77	7.0	319.79	13.5	247.70	1.0	313.50	1.0	248.00
01/21	3.0	300.33			26.0	375.85	8.5	309.88	13.0	326.96	5.0	252.90	1.0	318.50	0.5	246.00
01/28	5.0	290.60	1.0	256.50	14.5	379.45	24.0	317.75	9.0	330.89	9.5	256.63			0.5	250.00
02/04	3.0	304.83	2.5	262.00	19.5	380.23	27.0	327.78	5.0	334.40	16.0	270.31	2.0	317.50	1.5	262.00
02/11	3.5	312.00	1.0	271.50	14.0	385.54	22.5	331.27	9.5	333.21	2.0	272.75	4.5	323.22	1.0	278.50
02/18	5.0	311.00	2.0	274.50	16.5	378.85	13.5	333.85	12.0	337.17	9.0	284.39	1.0	327.50		
02/25	9.0	307.83	8.5	270.29	21.5	381.28	19.0	339.78	5.0	343.15	7.5	289.00	3.5	334.00	2.0	284.50
03/03	3.5	320.86	2.5	288.00	18.5	392.16	25.0	353.50	3.0	365.33	3.5	286.57	3.0	343.17	2.5	290.00
03/10	1.0	340.00	8.0	306.25	24.5	420.88	32.5	374.20	16.5	377.30	9.0	321.72			1.5	315.00
03/17	1.0	340.00			8.0	449.00	12.5	389.80	3.5	405.00	2.0	344.50	1.0	380.00	2.0	317.50
03/24	1.0	348.00	3.0	323.00	11.0	453.73	16.0	384.47	2.5	411.00	3.0	351.67			1.5	315.00
03/31	4.5	342.22	1.5	299.33	13.5	448.70	16.0	384.69	9.0	408.06	12.0	352.75			0.5	302.00
04/07	3.0	353.00	2.0	304.25	26.0	446.27	30.5	379.39	2.0	410.25	5.0	334.20			2.5	306.20
04/14	3.0	358.33	4.0	312.13	13.5	465.96	40.5	381.80	4.0	420.00	7.5	333.20	1.5	376.33	3.0	313.50
04/21	0.5	350.00	11.0	307.18	8.0	471.69	12.5	383.64	1.5	441.00	6.0	340.00	1.0	405.00	4.5	311.67
04/28	8.0	372.56	5.5	283.82	21.0	479.82	30.5	381.74	7.0	440.29	25.0	324.26			1.0	304.00
05/05	1.0	380.00	6.5	273.92	19.0	468.92	62.0	367.40			20.5	316.29	1.0	420.00	3.0	285.83
05/12	2.5	377.60	4.0	287.75	16.0	494.97	28.0	373.11	7.0	447.71	0.5	335.00	1.5	442.67	3.5	289.29
05/19	1.0	378.50	5.0	276.70	13.5	491.04	47.0	368.89	3.0	455.17	7.0	317.71	2.5	439.40	1.5	283.67
05/26	2.0	380.25	2.5	280.60	18.0	481.50	44.5	370.66	2.0	449.75	11.5	316.04	1.0	442.50	3.5	283.86
06/02	2.0	370.75	5.5	276.64	16.0	485.28	24.5	370.22	0.5	462.00	10.0	320.10	0.5	430.00	1.0	285.00
06/09	3.0	374.17	4.5	289.78	22.5	480.93	47.0	377.65	2.5	452.20	9.0	323.56	0.5	442.00	1.0	285.00
06/16	1.0	374.00	0.5	300.00	17.0	477.29	19.5	385.72	7.0	455.00	2.0	332.25			0.5	302.00
06/23	2.5	356.20	3.5	277.57	17.0	462.68	13.5	369.74	6.5	432.15	2.5	308.40	1.0	423.00	1.5	286.00
06/30	2.5	342.60	9.0	272.47	15.0	439.60	42.5	332.96	5.5	427.00	13.0	298.96	1.0	433.50	1.0	284.50
07/07			7.0	257.43	11.5	431.09	19.5	343.62	23.0	378.00			2.5	389.00	1.0	287.50
07/14			1.5	261.00	14.0	428.82	14.5	348.02	3.0	403.33	5.0	301.00			1.5	280.33
07/21	6.5	314.62	2.5	264.80	25.0	405.84	30.5	349.23	7.5	372.93			2.0	386.25	5.0	277.90
07/28	2.5	313.20	2.0	276.75	28.0	398.84	17.5	362.37	13.5	366.15	6.0	309.17	1.5	373.33	2.5	292.40
08/04	1.0	300.00	2.5	281.60	16.5	399.24	22.0	373.52	6.0	363.17	11.0	322.86	2.5	345.20	1.0	295.50
08/11	9.5	294.21	4.5	282.44	29.5	393.15	23.0	384.88	16.0	352.97	0.5	355.00	1.0	329.50	2.0	304.00
08/18	0.5	303.00	0.5	280.00	16.0	391.28	14.0	385.71	5.0	340.80	4.0	339.75			2.0	301.75
08/25	0.5	305.00	1.5	286.33	14.0	383.89	31.5	347.87	13.5	338.04	6.0	304.83	1.5	330.33	1.0	302.50
09/01	5.0	286.70	1.5	272.00	16.0	378.53	34.0	362.69	11.0	325.91	13.5	305.33	1.5	313.00	1.0	282.50
09/08	5.0	282.20	1.5	257.67	12.5	370.84	49.0	333.48	3.0	323.00	9.0	289.56	1.0	310.00	0.5	284.00
09/15	2.0	278.75	2.0	247.25	19.0	367.05	16.5	329.36	15.5	307.52	0.5	290.00	5.5	308.27	1.0	253.00
09/22	0.5	291.00	4.0	234.50	7.0	382.64	32.0	327.59	10.0	333.80	7.0	278.29	1.0	313.50	2.0	224.75
09/29	0.5	290.00	5.0	207.60	28.5	379.26	31.5	317.75	10.5	342.86	5.0	265.00			2.0	200.00
10/06	0.5	300.00	12.0	220.13	12.0	381.71	42.0	311.68	6.5	355.00	11.5	264.22	0.5	318.00	6.0	198.08
10/13			1.5	215.33	7.0	381.36	28.0	304.14	19.5	342.85	6.0	260.00			1.0	200.00
10/20	1.0	289.00	3.0	203.67	20.5	369.02	25.0	295.72	3.5	344.29	15.5	246.13	2.5	308.60	1.5	214.67
10/27	0.5	265.00	1.5	207.67	14.0	358.18	17.0	300.47	4.0	347.50	7.0	252.71	0.5	320.00	2.0	214.00
11/03	1.5	262.33	5.0	222.70	30.5	353.07	18.5	302.30	11.0	326.98	30.0	234.87	6.0	296.83	6.5	218.08
11/10	0.5	266.00	3.5	219.00	35.5	347.00	36.5	297.62	13.5	318.33	13.0	232.04	4.5	296.56	3.5	211.57
11/17			2.5	243.20	21.5	363.81	23.5	312.09	7.0	329.71	3.0	260.83	0.5	313.00	0.5	210.00
11/24	0.5	309.00	0.5	258.00	18.5	378.35	28.5	330.33	7.5	313.80	6.0	261.33			0.5	255.00
12/01	0.5	308.00	1.5	245.33	17.5	378.37	32.5	335.35	51.5	307.65	18.5	266.95	1.0	298.00	1.5	256.67
12/08	2.5	295.90	1.0	250.00	20.0	385.03	25.5	338.42	11.5	313.13	7.5	270.27	6.5	296.50	5.0	246.30
12/15			1.5	261.33	13.0	407.81	20.5	335.59	5.0	328.20	10.5	290.90	0.5	311.00	1.5	259.00
12/22					3.0	409.33	7.0	367.79	6.0	324.50	6.5	265.31	0.5	323.00	4.5	277.00
12/29	1.0	327.50	1.0	266.50	13.5	404.04	9.5	357.63	3.5	339.00	0.5	318.00			1.5	279.67
2000	118.5	320.38	171.5	265.88	919.0	406.35	1,386.5	345.67	445.5	349.14	416.0	288.60	73.0	337.43	103.0	265.86
1999	373.5	310.06	327.0	265.06	863.5	403.12	1,357.0	334.86	395.5	344.71	333.5	271.18	170.0	319.86	200.5	251.48

True weighted average prices

*PSO - Purchaser Specified Option

Beef Market Statistics

Choice & Select Fabricated Boxed Beef Cuts

2000	Weekly Weighted Averages & Load Counts															
Week Ending	180 PSO3 Strp Loin 0x1 Bnls				184 PSO 1 Tp Butt, Bnls 13#/up				184 PSO 3 Top Butt, Bnls				185A Sirloin flap			
	Ch Lds	Ch \$	Se Lds	Se \$	Ch Lds	Ch \$	Se Lds	Se \$	Ch Lds	Ch \$	Se Lds	Se \$	Ch Lds	Ch \$	Se Lds	Se \$
01/07	24.0	392.27	22.5	295.53	34.0	175.51	15.5	137.97	19.0	194.84	32.5	152.41	30.5	183.43	33.5	184.46
01/14	10.0	408.35	22.0	307.61	5.5	185.91	8.0	150.31	18.0	209.46	64.5	159.10	6.0	192.17	8.0	193.31
01/21	17.5	412.29	12.5	322.08	2.5	191.00	4.0	154.75	34.0	211.94	17.0	165.81	13.5	206.85	38.5	208.88
01/28	8.0	420.88	16.5	324.18	3.5	188.14	10.5	153.67	33.5	214.73	28.5	170.12	8.5	208.53	9.0	208.83
02/04	21.0	425.52	15.5	331.98	14.0	185.21	10.0	157.25	19.5	211.56	25.5	172.35	6.5	226.23	2.0	235.00
02/11	9.0	436.33	10.5	349.88	12.0	187.46	7.5	158.47	32.5	207.82	28.5	173.71	1.5	245.00		
02/18	16.5	436.67	10.0	364.43	15.0	186.43	9.0	157.06	20.5	199.59	43.5	170.63	5.5	235.82	0.5	235.00
02/25	19.0	437.63	13.0	374.04	15.5	186.03	34.5	156.81	25.5	201.04	23.5	169.45	6.5	226.92	3.5	229.00
03/03	15.5	453.10	22.0	384.91	9.0	186.83	8.5	163.12	30.0	205.32	22.5	177.00	4.5	231.00	8.0	227.50
03/10	16.5	487.45	16.5	404.32	12.0	198.00	4.0	170.25	18.5	227.73	15.5	192.66	7.5	234.40	2.0	230.50
03/17	6.5	514.38	9.0	428.11	7.0	204.93	5.0	189.40	16.5	232.00	17.0	200.78	1.5	225.67	1.0	235.00
03/24	9.0	526.06	6.0	432.75	7.0	211.43	6.0	189.17	16.0	234.72	29.5	204.56	9.5	228.05	6.0	232.67
03/31	13.5	527.93	9.0	435.61	5.0	206.00	13.5	191.22	20.5	232.12	31.0	201.13	14.5	221.31	9.5	226.84
04/07	12.0	523.54	11.0	429.00	13.0	201.00	7.5	184.00	27.0	228.35	40.5	196.13	3.5	229.43	16.5	236.36
04/14	16.0	536.75	15.5	422.32	10.5	201.14	8.0	181.06	28.5	231.21	54.5	199.22	6.0	243.83	2.0	241.00
04/21	8.5	560.91	11.5	419.61	3.0	221.00	4.5	190.67	19.5	245.31	19.5	205.56	2.0	255.50	24.5	258.65
04/28	14.0	578.18	11.5	408.74	5.5	221.09	7.0	191.71	19.5	250.96	36.5	207.81	5.0	273.70	2.5	246.20
05/05	13.0	575.50	21.5	389.31	5.5	226.00	18.5	181.38	29.5	257.86	30.0	197.51	3.5	272.57	1.0	274.00
05/12	9.5	590.21	22.5	380.29	4.0	241.50	7.0	181.64	17.5	265.26	57.0	195.61	6.5	267.77	1.0	284.00
05/19	8.0	592.31	16.5	382.03	7.5	247.00	5.0	179.30	20.5	269.85	27.0	196.53	3.5	276.43	3.5	278.57
05/26	13.0	586.35	13.0	384.15	4.0	251.88	8.0	178.56	23.0	274.96	25.5	194.12	3.0	277.67	2.0	270.50
06/02	10.5	592.71	13.5	379.96	2.5	259.20	9.0	175.78	12.5	283.80	44.0	191.61	3.0	276.50	9.0	270.44
06/09	10.0	592.20	16.0	383.78	3.5	263.43	10.5	177.95	12.5	286.36	22.5	194.00	5.0	273.30	12.0	271.08
06/16	7.5	585.07	11.0	390.61	1.5	269.33	3.0	182.00	16.0	296.47	15.0	200.10	2.5	274.80	6.0	277.33
06/23	15.5	575.68	12.5	380.16	1.0	272.50	11.0	173.52	12.0	294.67	29.5	192.27	6.5	278.62	4.5	274.89
06/30	13.0	545.21	27.0	365.02	3.5	263.29	12.5	171.42	7.5	294.27	28.5	187.49	6.0	275.00	4.5	271.67
07/07	9.0	525.78	13.0	358.54	1.5	271.67	3.5	175.43	9.0	284.50	17.0	186.21	12.5	256.56	13.0	249.69
07/14	13.5	504.85	8.0	376.72	11.0	267.14	12.0	179.54	18.0	289.92	22.0	192.00	6.5	248.69	7.0	243.43
07/21	23.0	476.72	9.5	379.89	7.0	265.86	6.5	188.23	9.5	288.79	17.5	192.43	10.5	250.76	5.0	247.85
07/28	18.0	446.31	12.0	384.29	3.0	252.83	6.5	184.23	24.5	264.37	32.0	199.06	6.0	238.00	7.0	240.07
08/04	27.0	418.67	8.5	386.59	6.5	215.38	9.0	187.83	28.0	237.57	38.0	198.99	8.0	219.94	10.0	211.85
08/11	16.0	421.78	12.5	404.20	10.0	209.38	6.0	188.25	31.5	230.79	26.0	203.87	11.5	207.30	19.0	205.47
08/18	13.0	422.50	7.5	406.27	6.0	214.17	7.5	178.07	15.0	226.37	23.0	201.11	14.0	194.11	8.0	192.25
08/25	12.0	417.13	25.5	379.24	14.0	200.93	4.5	186.22	35.0	209.18	43.5	188.85	7.5	195.07	8.5	205.12
09/01	10.0	412.20	8.0	371.25	6.0	188.17	5.5	169.18	23.5	194.94	37.5	178.89	7.0	189.00	12.5	185.98
09/08	12.0	411.29	8.0	367.69	2.0	172.75	17.5	150.11	22.0	187.75	49.5	164.61	16.5	180.89	26.0	178.62
09/15	12.0	415.88	12.0	344.33	8.0	171.31	9.5	149.26	19.0	191.58	52.5	160.33	7.5	186.53	10.5	186.52
09/22	20.5	421.94	22.5	319.11	3.5	175.00	13.0	146.23	22.5	192.21	17.5	163.31	8.5	195.35	4.0	206.00
09/29	5.0	442.40	39.5	301.75	11.0	166.91	10.0	144.75	16.5	187.15	20.0	159.28	5.5	205.45	2.5	211.00
10/06	12.0	445.08	16.5	301.67	20.5	158.56	20.0	127.55	35.0	179.63	35.0	153.41	6.0	211.67	1.0	213.00
10/13	7.0	453.50	9.0	305.67	12.5	163.68	20.5	129.77	11.5	185.17	40.5	152.23	9.0	203.78	6.0	208.83
10/20	17.0	422.79	15.5	303.74	7.0	163.43	13.5	131.93	21.0	182.19	27.5	153.02	4.5	200.67	7.5	187.00
10/27	13.5	410.74	13.0	305.81	6.5	158.69	4.5	142.56	20.0	176.68	30.5	157.31	10.5	200.95	4.0	198.38
11/03	19.0	400.26	18.0	306.31	6.0	159.50	5.0	147.10	20.5	174.22	22.5	162.16	6.0	203.00	2.0	189.00
11/10	20.0	387.83	25.0	300.74	3.5	163.29	6.5	150.31	17.5	175.64	45.0	164.56	5.0	205.90	2.5	199.00
11/17	24.5	397.57	13.0	317.42	6.0	164.83	3.0	157.17	20.5	175.88	16.0	167.25	3.5	209.14	1.5	209.67
11/24	13.0	405.85	8.0	337.00	1.0	156.00	9.5	150.79	10.5	180.10	17.0	170.21	3.0	195.00	6.5	193.77
12/01	37.0	385.77	15.0	339.87	17.5	162.56	9.0	151.22	43.0	180.34	56.0	165.96	7.0	210.64	6.5	190.00
12/08	25.5	396.20	18.5	349.32	10.5	165.05	15.5	147.71	42.0	182.13	50.0	163.30	16.5	204.79	14.0	202.00
12/15	13.5	417.04	15.5	362.16	5.0	182.50	6.5	165.00	15.0	201.50	15.0	180.17	5.5	220.27	2.5	216.40
12/22	29.5	420.31	13.0	372.69	3.5	196.86	8.5	171.00	23.0	216.24	9.5	194.58	3.5	218.71	10.0	212.70
12/29	12.0	437.50	7.0	380.57	2.0	202.00	4.0	173.50	19.0	225.18	12.0	197.50	4.0	220.00	2.5	216.00
2000	771.0	456.22	761.5	357.01	398.0	193.65	484.5	162.12	1,122.0	219.10	1,581.5	179.90	377.5	218.59	410.0	217.46
1999	782.5	442.31	774.5	325.49	754.5	175.75	694.5	144.21	1,221.5	205.09	1,697.0	159.44	544.5	192.85	684.0	193.52

True weighted average prices

*PSO - Purchaser Specified Option

Beef Market Statistics

Choice & Select Fabricated Boxed Beef Cuts

2000	Weekly Weighted Averages & Load Counts															
Week Ending	185B Btm Srln, Ball Tip, 2-up				185C Btm Srln, Tri Tip, Bnls				189A PSO 4 Tndrln, Trmd 5/dn#				189A PSO 4 Tndrln, Trmd 5/up#			
	Ch Lds	Ch \$	Se Lds	Se \$	Ch Lds	Ch \$	Se Lds	Se \$	Ch Lds	Ch \$	Se Lds	Se \$	Ch Lds	Ch \$	Se Lds	Se \$
01/07	7.5	141.07	2.0	138.75	14.5	179.59	10.0	177.80	0.5	675.00	0.5	570.00	24.0	655.44	38.0	554.04
01/14	5.0	142.30	1.5	140.00	24.5	187.06	5.5	182.55			2.0	504.50	16.5	628.00	4.5	573.89
01/21	8.0	149.50	8.5	151.71	11.0	189.50	5.5	186.27					17.0	616.29	22.0	526.84
01/28	7.0	149.93	9.0	147.61	14.5	193.31	11.5	188.67	2.5	538.20	1.5	523.00	11.0	615.45	12.5	545.00
02/04	1.0	168.00	3.0	164.17	17.0	186.88	22.0	186.30	0.5	525.00	0.5	515.00	12.5	607.80	7.5	513.57
02/11			0.5	169.00	7.5	186.80	6.0	186.63					15.5	621.95	25.5	545.00
02/18	1.5	173.67	1.0	171.00	19.5	189.05	5.0	191.25	0.5	550.00	1.0	512.50	8.5	629.18	14.0	550.38
02/25	2.0	174.25	1.0	180.00	11.5	196.87	4.0	193.38	0.5	580.00	1.0	530.00	33.0	644.32	42.5	563.55
03/03	11.0	179.23	3.0	176.00	9.0	196.00	7.5	194.13					12.5	697.84	8.0	622.25
03/10	2.0	194.00	1.0	188.50	8.0	207.63	5.0	201.10					7.5	727.33	4.5	660.00
03/17	2.0	197.35	2.0	185.00	1.0	212.75	3.5	211.43	0.5	735.00	0.5	638.00	5.0	770.60	1.0	697.50
03/24	2.5	187.60	4.5	188.67	7.0	205.50	2.5	204.20	0.5	740.00	2.0	618.25	6.0	772.33	3.0	696.17
03/31	3.5	180.43	3.0	184.83	4.5	205.11	11.5	197.26	1.0	621.00	1.5	609.00	5.0	770.50	2.5	715.00
04/07	2.5	177.20	2.0	176.75	10.0	214.70	5.5	206.09	1.5	725.00	1.0	612.50	6.0	784.67	3.0	722.17
04/14	8.0	174.94	5.5	176.36	13.0	222.69	6.5	218.15	2.0	734.75	0.5	625.00	7.5	788.00	6.5	716.77
04/21	2.5	181.00	2.0	180.50	1.0	245.00	7.5	233.73	1.0	747.00			3.0	806.17	8.0	716.94
04/28	3.5	174.71	6.0	173.33	1.5	252.67	2.5	236.80			0.5	655.00	3.5	814.00	19.5	689.67
05/05	2.0	175.00	4.5	170.11	2.5	237.20	8.5	221.18	1.0	742.50	1.0	637.50	4.5	790.33	6.5	693.38
05/12	1.0	177.50	2.5	169.20	1.5	254.00	4.5	227.11					11.0	793.91	10.0	684.00
05/19	7.0	169.43	1.5	160.67	3.0	252.00	7.5	214.47	3.5	698.14	3.5	580.71	10.0	780.20	14.5	659.59
05/26	3.5	165.57	7.0	161.43	4.0	251.38	5.5	214.36	0.5	700.00	1.5	588.33	9.0	763.11	18.0	655.58
06/02	2.0	168.75	3.5	164.14	5.5	256.23	18.5	201.35	1.0	699.00	2.5	570.00	20.0	750.33	44.5	640.56
06/09	3.5	176.43	3.0	168.33	6.5	254.00	10.0	212.58	2.5	696.00	2.0	595.00	7.5	749.80	3.5	654.29
06/16	1.0	180.00	1.0	175.00	0.5	250.00	15.0	216.28			1.0	579.00	5.0	756.10	2.5	656.00
06/23	4.0	181.50	0.5	183.00	3.5	256.86	6.5	219.31	1.0	689.00	0.5	590.00	18.0	738.33	7.0	645.71
06/30	2.0	181.75	1.5	179.33	5.5	240.91	1.5	215.00	0.5	695.00	1.0	592.00	5.5	732.55	7.5	624.33
07/07	2.5	178.20	1.0	174.00	4.5	237.44	6.0	207.25	0.5	674.00	2.0	593.00	13.5	721.07	29.5	618.95
07/14	1.5	179.00			1.5	224.00	5.5	203.36	1.0	702.50	1.0	600.00	7.0	713.29	4.5	624.44
07/21	1.5	176.67	1.5	174.33	2.0	222.00	5.0	203.50	1.0	700.00	0.5	600.00	14.0	685.25	6.5	621.85
07/28	8.0	163.00	14.5	165.38	15.0	221.97	14.0	203.91	1.5	676.67	1.5	600.00	9.5	673.16	12.5	617.24
08/04	2.5	164.80	2.0	165.00	10.0	216.60	13.0	212.96	1.5	645.33	1.0	585.00	31.0	630.13	23.0	605.24
08/11	2.0	163.75	5.0	156.70	4.0	220.75	7.5	215.60	1.5	613.00			5.5	645.45	4.5	626.89
08/18	2.0	167.25	0.5	169.00	4.0	224.63	8.0	220.38					7.5	646.60	6.5	621.00
08/25	3.0	163.67	6.0	160.17	20.5	205.80	7.5	219.87			2.5	616.40	13.5	636.44	17.5	616.17
09/01	4.5	146.44	4.5	154.83	3.0	212.33	3.0	217.67	0.5	609.00			28.0	640.64	30.0	625.58
09/08	1.5	148.67	9.5	143.05	3.0	211.67	5.5	199.73					3.5	679.71	4.0	633.63
09/15	8.0	145.44	7.5	142.73	3.5	204.57	5.0	205.40					11.0	691.23	20.5	642.76
09/22	3.0	144.00	1.0	145.00	15.5	194.16	4.0	190.63	0.5	670.00	0.5	620.00	8.0	723.63	17.0	663.97
09/29	3.0	144.17	4.0	137.50	1.0	189.00	12.5	192.72	0.5	680.00			6.5	721.69	7.5	653.53
10/06	6.0	140.08	5.0	135.80	8.0	202.06	4.0	190.88	0.5	660.00	1.0	620.00	4.0	746.88	12.0	660.50
10/13	6.5	134.54	8.0	133.44	2.5	198.80	8.0	179.88	0.5	686.00			6.0	738.75	3.5	670.43
10/20	9.0	140.22	7.0	135.14	1.0	202.50	13.0	174.19	1.5	670.00	1.5	622.33	12.5	730.20	16.5	649.21
10/27	4.0	149.88	3.0	146.17	9.0	188.17	17.0	168.00					9.5	732.21	8.5	639.35
11/03	2.5	153.80	7.5	155.47	9.0	188.00	6.0	174.58	1.5	720.00	2.0	622.75	25.5	726.57	20.0	620.55
11/10	1.5	157.67	5.0	154.30	6.0	188.50	3.0	186.33	0.5	719.00	0.5	625.00	7.0	771.79	24.0	641.19
11/17	1.0	163.00	1.5	177.00	7.0	181.07	11.0	177.27	1.0	777.50	1.0	672.50	6.5	824.46	10.0	675.80
11/24	4.0	171.50	6.5	171.15	1.5	198.00	2.0	184.75	0.5	799.00			5.5	866.09	10.5	699.00
12/01	3.0	174.00	3.0	169.83	17.0	178.24	13.0	174.54	0.5	750.00	0.5	675.00	8.5	895.41	16.5	694.24
12/08	5.5	166.27	4.0	160.50	8.0	187.00	12.0	180.67	2.0	830.75	0.5	698.00	5.5	888.27	20.5	683.76
12/15	2.0	173.50	2.5	169.40	6.5	205.23	6.0	195.67	1.0	850.00	0.5	710.00	4.5	908.22	12.0	693.67
12/22	2.5	181.80	0.5	180.00	6.0	220.42	7.5	213.67			1.0	705.00	7.0	909.36	11.0	698.64
12/29	1.0	185.00	0.5	194.00	3.0	228.33	4.0	213.69					4.5	885.56	8.5	677.76
2000	187.0	162.03	191.5	158.98	379.5	203.45	402.0	198.09	39.0	691.97	43.0	597.35	549.5	706.85	693.5	627.16
1999	203.0	159.64	165.5	153.18	527.5	179.90	483.0	179.14	49.0	751.54	46.0	667.83	403.0	768.90	533.5	690.04

True weighted average prices

*PSO - Purchaser Specified Option

Beef Market Statistics

Choice & Select Fabricated Boxed Beef Cuts

2000	Weekly Weighted Averages & Load Counts													
Week Ending	191A PSO 4 Butt Tender, Trmd				193 PSO 4 Flank Steak				121D Insd Skirt		Cap & Wedge		Pectoral meat	
	Ch Lds	Ch \$	Se Lds	Se \$	Ch Lds	Ch \$	Se Lds	Se \$	Lds	\$	Lds	\$	Lds	\$
01/07	4.5	656.11	8.0	549.44	6.5	296.23	6.5	287.77	35.5	180.32	21.5	147.81	6.5	154.62
01/14	9.5	604.11	4.5	549.00	6.0	303.75	2.5	300.20	40.5	184.75	18.0	151.97	9.0	156.33
01/21	8.5	565.24	9.0	523.25	4.5	307.67	4.0	299.25	13.5	193.59	17.0	154.44	8.5	159.06
01/28	7.5	534.20	3.0	521.83	7.5	311.53	5.0	304.40	18.5	197.65	14.5	158.34	6.0	160.75
02/04	6.5	514.00	7.5	517.13	4.5	316.00	2.5	309.40	12.0	206.13	10.0	164.10	6.0	168.83
02/11	2.0	528.25	3.5	527.86	4.0	312.38	2.0	306.38	3.5	206.57	18.0	166.28	9.5	169.21
02/18	4.0	552.63	4.0	539.06	4.5	313.22	4.0	305.75	12.0	201.25	16.0	163.59	7.5	168.33
02/25	2.5	580.80	2.5	569.00	7.0	308.43	3.5	302.29	55.5	194.83	21.0	159.19	6.0	162.33
03/03	1.0	635.50	3.0	597.67	6.0	311.08	3.0	314.33	5.0	206.00	15.5	161.29	5.0	163.10
03/10	5.0	680.40	2.5	631.40	6.0	319.25	1.5	327.00	12.5	213.88	11.0	161.91	12.0	165.46
03/17	2.0	696.50	1.0	648.00	4.5	327.11	4.0	320.88	8.5	219.82	14.0	160.36	7.0	165.14
03/24	2.0	706.75	6.0	640.33	6.5	323.23	4.5	312.44	5.5	223.09	34.0	150.54	8.5	159.12
03/31	4.0	712.63	2.0	611.25	7.0	323.07	2.0	315.00	23.5	224.34	26.5	141.36	13.0	151.50
04/07	5.0	733.50	7.0	619.14	4.5	324.67	3.5	317.86	4.5	227.71	17.5	137.91	8.5	141.94
04/14	9.0	755.67	2.5	628.10	7.5	330.67	3.0	324.33	8.5	231.29	25.0	137.08	5.5	145.82
04/21	1.5	766.67	8.0	637.13	1.5	352.67	3.0	338.00	4.0	237.13	21.5	142.05	9.5	152.21
04/28	1.0	785.50	8.5	665.82	4.0	350.00	3.5	341.29	4.5	229.11	16.0	141.72	4.5	148.22
05/05	3.0	782.33	5.0	644.95	9.5	351.11	2.0	347.25	14.0	231.54	59.0	126.53	16.5	138.39
05/12	2.0	790.75	6.5	657.31	5.0	359.55	2.5	340.20	9.5	227.37	21.0	125.98	11.0	133.45
05/19	5.5	786.64	8.5	650.71	7.5	355.67	3.0	336.00	10.0	233.40	50.0	120.39	15.0	125.67
05/26	6.5	781.15	2.0	652.25	8.0	347.25	4.5	334.22	27.0	222.98	23.0	121.10	18.5	126.43
06/02	1.5	785.33	13.0	630.31	7.5	346.60	5.0	331.10	6.0	232.00	23.0	127.09	10.0	129.95
06/09	3.0	785.83	4.5	640.28	2.5	347.80	4.5	330.56	8.5	233.53	12.0	133.92	12.5	136.08
06/16	3.0	783.17	5.5	639.23	3.5	350.14	4.0	328.38	11.0	233.95	5.5	138.27	6.5	142.38
06/23	3.5	777.57	5.0	623.95	7.0	339.68	5.5	318.73	26.0	227.75	20.0	135.08	6.5	141.85
06/30	1.0	761.50	6.0	617.54	3.0	340.83	6.5	309.62	5.5	229.36	33.5	128.87	6.0	135.75
07/07	2.0	715.00	5.0	615.20	2.5	330.40	4.0	309.38	8.5	225.12	14.0	127.46	4.0	135.25
07/14	3.0	737.50	10.0	613.95	3.5	324.43	3.0	301.17	6.5	232.38	21.0	126.79	8.5	133.88
07/21	4.5	736.56	6.5	615.00	4.5	317.78	4.5	300.22	13.0	229.33	24.5	125.31	10.5	129.67
07/28	4.0	717.00	6.5	619.65	4.0	311.63	6.5	295.73	11.0	226.75	50.0	123.55	15.0	125.97
08/04	5.5	681.00	8.5	616.53	3.5	308.86	5.5	283.73	20.5	216.93	25.0	121.42	17.0	124.79
08/11	5.5	699.82	11.0	621.82	5.0	295.40	2.5	281.20	11.5	215.35	20.0	125.51	9.0	128.78
08/18	6.0	696.75	2.5	628.80	4.0	290.38	3.5	279.57	11.5	211.09	21.5	127.67	14.5	131.28
08/25	7.5	678.87	4.0	629.25	6.5	286.15	5.5	276.36	16.0	198.34	37.0	133.27	8.0	138.31
09/01	2.5	677.00	6.0	621.92	3.0	280.50	1.0	268.00	28.0	183.79	15.5	132.39	9.0	141.50
09/08	4.5	667.44	8.5	625.06	1.5	270.33	8.5	260.65	13.5	177.20	24.0	132.42	10.5	137.52
09/15	3.5	680.00	4.5	629.11	4.5	266.22	4.0	250.00	42.0	170.74	27.0	124.56	11.5	133.91
09/22	7.0	684.50	4.0	632.75	10.0	262.30	8.5	246.41	12.0	175.33	47.5	127.00	12.5	132.60
09/29	6.5	696.46	7.0	632.71	4.5	263.67	6.5	244.54	15.0	174.97	20.0	129.18	9.0	135.72
10/06	4.5	709.44	9.5	618.32	3.5	264.71	5.5	243.45	27.0	170.07	19.0	131.82	11.5	141.87
10/13	2.0	725.00	2.5	623.40	3.5	259.57	2.5	242.60	12.5	166.60	24.0	133.33	11.5	140.96
10/20	2.5	746.00	7.0	609.43	4.0	256.50	4.5	240.89	44.0	165.61	26.5	138.13	10.5	141.43
10/27	3.5	767.43	2.5	621.00	3.0	250.17	8.0	239.69	10.0	169.15	19.0	146.68	7.5	146.47
11/03	3.5	777.14	11.0	629.55	3.0	257.17	3.5	240.14	35.5	172.69	18.0	149.78	15.5	150.84
11/10	5.0	778.30	8.0	647.38	3.5	256.57	9.5	239.89	12.0	179.29	16.0	152.13	11.0	153.55
11/17	1.0	805.00	2.5	666.00	3.5	259.43	3.0	251.00	7.5	188.53	16.0	156.72	7.5	162.40
11/24	1.5	831.33	4.0	700.00	5.5	265.09	3.0	251.83	3.0	197.67	14.0	161.50	4.5	165.67
12/01	2.0	863.75	6.0	710.00	5.5	262.77	14.5	245.97	8.0	195.25	12.5	161.56	6.0	168.00
12/08	3.0	862.67	1.0	725.00	10.0	260.60	13.5	250.00	11.5	195.63	34.0	159.26	11.0	164.64
12/15	2.0	879.50	3.0	715.83	6.5	276.15	7.0	261.86	10.5	200.00	12.5	171.22	11.0	175.59
12/22	1.5	872.33	0.5	732.00	5.0	292.10	4.0	285.38	10.0	205.05	14.0	174.50	3.5	183.00
12/29	0.5	830.00	1.0	680.75	2.0	303.50	2.5	298.40	19.0	201.21	9.5	178.21	5.0	187.00
2000	199.0	699.01	281.0	619.87	261.0	306.14	240.0	282.98	804.5	197.76	1,146.0	138.82	490.0	145.17
1999	216.0	746.76	238.0	667.45	212.0	264.56	246.0	254.54	809.5	186.83	1,129.0	130.92	601.5	135.56

True weighted average prices

*PSO - Purchaser Specified Option

Beef Market Statistics

Beef Coarse Grinds

2000	Weekly Weighted Average Prices & Load Counts											
Week Ending	73%		75%		81%		93%		Ground Chuck		Ground Round	
	Loads	Price	Loads	Price	Loads	Price	Loads	Price	Loads	Price	Loads	Price
01/07	44.5	89.69	6.5	88.08	28.5	93.60	14.5	116.31	35.0	98.09	13.5	103.33
01/14	47.5	91.78	12.0	94.96	25.5	95.06	19.5	117.64	29.5	104.22	12.0	105.38
01/21	26.0	92.98	10.5	96.40	23.0	97.46	8.5	118.18	27.0	106.19	19.5	106.67
01/28	58.0	86.75	19.5	88.08	30.0	96.52	14.5	119.48	40.0	105.01	18.0	107.11
02/04	51.0	88.77	14.5	94.45	37.0	95.67	22.0	118.34	58.0	102.36	18.0	107.81
02/11	44.0	84.76	25.5	89.08	43.0	90.71	27.5	121.02	82.0	99.38	20.0	108.00
02/18	64.5	78.67	8.5	84.71	37.0	87.47	7.0	119.43	27.5	96.62	21.5	105.33
02/25	56.5	77.35	10.5	82.14	40.0	86.49	12.0	123.58	62.5	92.08	19.5	103.63
03/03	90.0	76.91	12.5	81.40	33.5	89.01	14.0	122.86	37.0	91.82	16.0	102.81
03/10	39.5	83.99	9.5	85.68	20.5	93.38	14.0	121.07	45.0	97.39	21.5	101.16
03/17	52.0	89.90	6.5	94.38	18.0	102.97	16.5	124.85	29.5	105.05	12.0	107.33
03/24	32.5	89.48	5.0	98.30	21.5	102.23	12.5	126.40	32.0	106.19	14.5	110.07
03/31	45.5	83.77	14.0	88.00	23.0	95.22	15.0	129.00	62.0	100.82	20.0	105.66
04/07	55.5	82.47	16.0	85.38	37.0	93.62	13.0	126.38	44.0	98.51	17.5	104.83
04/14	58.0	88.04	33.0	94.20	49.5	98.24	14.5	129.17	90.5	102.09	16.5	111.05
04/21	13.0	92.27	8.0	98.75	23.5	106.36	7.5	135.73	14.5	107.69	8.0	114.25
04/28	27.0	95.85	5.0	99.70	19.5	106.82	8.0	139.06	16.0	110.22	8.0	115.63
05/05	39.0	88.04	3.0	96.33	18.5	100.97	15.0	130.83	40.0	106.39	12.5	111.84
05/12	25.5	87.39	9.0	91.89	26.5	100.74	7.0	135.29	37.5	106.83	13.0	110.35
05/19	15.5	90.10	8.0	95.19	26.5	103.96	14.0	132.75	12.0	110.29	8.5	116.18
05/26	28.5	92.49	6.5	93.38	19.5	98.10	5.5	132.91	37.5	105.47	10.0	109.45
06/02	22.0	85.84	9.5	90.63	20.0	92.55	6.5	122.62	55.5	103.86	13.5	101.89
06/09	45.0	83.43	14.0	86.86	27.0	91.06	10.0	125.25	21.5	100.19	17.0	102.21
06/16	24.0	87.35	4.5	93.67	20.0	95.60	7.5	124.53	26.5	100.51	15.0	102.77
06/23	34.0	89.99	5.0	98.70	24.0	99.65	8.5	123.82	27.0	107.19	8.0	109.44
06/30	37.0	83.78	3.0	91.50	32.0	94.14	5.0	128.70	63.5	96.16	12.0	105.08
07/07	33.5	80.84	10.5	85.29	15.0	90.93	16.0	124.72	47.5	95.60	11.5	105.04
07/14	35.5	82.06	14.0	86.75	39.5	90.38	11.5	124.48	20.0	95.15	16.5	102.73
07/21	52.5	79.06	13.0	84.69	40.5	89.69	10.5	126.24	51.0	94.58	17.0	101.32
07/28	39.0	79.49	8.0	85.06	29.5	88.60	12.5	121.72	60.5	93.72	20.0	95.73
08/04	49.0	74.70	42.5	82.85	42.5	85.07	15.5	123.03	44.5	90.51	27.5	99.00
08/11	65.0	73.59	11.5	78.17	38.0	82.67	8.5	119.76	35.0	91.57	12.0	98.75
08/18	17.0	77.26	8.5	87.12	23.0	92.02	9.0	120.72	25.5	98.88	18.0	102.83
08/25	31.5	85.75	6.5	89.46	32.0	92.44	8.0	116.06	35.0	98.66	13.0	103.60
09/01	38.5	81.56	10.5	87.21	26.0	90.05	15.0	121.10	38.5	97.14	21.0	100.55
09/08	48.5	76.59	17.5	78.89	14.0	90.21	15.0	121.60	32.5	94.11	19.0	102.47
09/15	31.0	76.85	19.5	79.62	28.0	88.89	10.5	120.86	48.0	91.14	28.0	97.58
09/22	63.0	72.94	5.0	77.90	28.0	85.93	10.0	115.05	49.5	88.55	20.5	93.73
09/29	51.0	70.35	12.5	75.36	21.5	84.90	7.5	120.53	58.5	86.90	23.5	91.91
10/06	37.5	73.85	28.0	77.48	17.5	85.77	10.0	121.85	63.0	90.02	25.0	93.46
10/13	43.0	75.53	13.5	78.44	34.0	88.12	18.0	118.67	28.5	93.77	16.5	95.15
10/20	41.0	80.13	1.0	85.50	16.0	93.03	11.0	120.86	27.0	94.67	8.0	99.75
10/27	42.5	83.15	2.0	88.50	14.5	97.10	5.5	130.36	31.5	99.83	12.5	103.28
11/03	48.5	83.27	2.5	86.40	24.5	97.59	7.0	133.64	28.0	100.25	8.5	105.79
11/10	42.5	79.48	6.0	84.92	23.0	94.96	11.0	127.36	44.5	96.01	10.5	102.24
11/17	37.5	84.53	12.0	86.50	27.5	100.05	10.5	137.90	32.0	100.72	13.0	108.65
11/24	53.5	85.96	3.5	98.86	28.0	102.87	6.5	144.31	22.5	103.69	12.0	110.15
12/01	74.0	72.63	14.5	82.10	49.0	90.66	12.5	147.76	39.0	97.92	15.5	104.71
12/08	63.0	73.63	15.0	74.97	57.0	86.61	8.0	137.97	41.5	92.40	20.5	97.66
12/15	37.5	80.56	40.0	92.33	21.5	93.21	4.0	138.88	34.5	98.46	9.5	105.47
12/22	29.5	97.68	3.0	104.50	6.5	107.92	0.5	156.00	27.5	110.52	2.5	112.20
12/29	6.0	108.25	0.5	106.00	8.0	110.94	1.0	150.50	12.0	113.96	6.5	118.31
2000	2,186.5	82.11	600.5	86.82	1,428.5	93.21	574.5	125.01	2,030.5	98.27	793.5	103.31
1999	2,155.0	75.34	597.5	77.75	1,598.5	85.04	798.5	106.19	2,353.0	90.14	709.0	96.58

True weighted average prices

Beef Market Statistics Beef Coarse Grind Blends

2000	Weekly Weighted Average Prices & Load Counts														
Week Ending	73%		75%		85%		93%		Ground Chuck		Ground Round		Ground Sirloin		
	Loads	Price	Loads	Price	Loads	Price	Loads	Price	Loads	Price	Loads	Price	Loads	Price	
01/07	11.0	87.55	15.0	88.53	11.0	104.45	13.5	118.93	26.0	98.12	18.0	113.22	21.0	137.33	
01/14	11.0	89.18	11.5	91.04	10.0	105.10	10.0	120.20	16.5	101.88	9.5	111.84	15.5	135.13	
01/21	21.5	90.42	11.5	93.52	22.5	102.93	14.0	120.54	14.5	102.72	9.5	109.58	16.5	135.61	
01/28	15.0	91.60	13.5	94.67	12.5	105.84	18.5	120.81	26.0	104.17	10.5	114.10	15.0	137.20	
02/04	15.5	87.61	12.5	92.12	11.5	108.52	11.0	122.59	22.0	104.52	14.5	114.69	12.5	139.04	
02/11	16.0	88.03	8.0	91.41	8.5	108.47	13.0	123.17	15.0	103.20	9.5	112.58	15.0	136.23	
02/18	16.5	84.41	18.0	87.86	15.5	104.19	15.5	120.48	20.5	100.41	13.5	111.59	11.0	135.55	
02/25	13.5	80.96	16.0	85.30	10.5	104.19	15.0	122.73	28.0	98.39	13.0	109.69	12.0	136.63	
03/03	15.0	80.67	15.0	83.37	8.0	106.00	10.5	122.05	20.0	97.00	8.0	105.75	6.5	134.08	
03/10	15.5	86.52	10.0	85.95	10.0	108.35	12.5	124.14	21.0	99.33	5.5	107.18	11.0	133.41	
03/17	14.0	91.96	7.5	92.47	8.0	110.13	7.5	128.07	19.0	105.29	7.0	110.86	5.5	136.27	
03/24	17.0	95.00	8.0	95.81	10.0	112.90	17.0	129.62	23.0	108.63	8.5	115.71	8.5	135.82	
03/31	14.5	91.41	7.0	92.93	10.5	110.43	16.5	128.79	24.0	105.75	9.5	112.84	8.0	137.31	
04/07	12.5	85.52	9.5	89.32	8.5	107.18	12.0	127.00	17.0	101.68	12.0	109.21	9.0	134.94	
04/14	17.5	89.89	13.0	91.38	12.0	109.58	21.0	126.95	19.5	103.90	13.0	112.23	9.0	135.39	
04/21	13.0	94.19	7.0	95.57	10.5	107.14	12.5	128.76	21.5	107.01	11.0	115.73	6.0	137.42	
04/28	9.0	95.61	7.0	96.50	9.0	110.58	13.0	129.12	27.0	111.94	8.0	119.31	6.5	145.88	
05/05	9.0	92.50	8.5	96.06	6.0	112.17	5.0	130.20	24.5	110.55	7.0	116.50	5.0	139.10	
05/12	12.0	92.00	10.0	95.55	20.5	108.41	26.0	127.46	19.5	109.21	9.0	114.00	6.0	140.42	
05/19	11.0	93.27	13.5	97.48	7.5	113.80	11.5	132.35	18.5	110.14	11.5	115.96	6.5	139.85	
05/26	10.0	93.20	12.5	95.44	7.0	114.14	13.5	132.07	18.0	109.19	8.0	114.25	6.5	138.08	
06/02	9.5	90.00	11.0	93.05	6.0	114.33	9.0	130.78	17.0	104.82	8.0	111.81	5.5	136.18	
06/09	13.0	85.04	10.5	90.38	22.5	106.22	19.5	125.15	17.5	100.51	8.5	108.76	8.0	134.00	
06/16	11.0	91.27	9.0	92.33	9.0	112.22	12.0	126.50	31.5	108.02	13.0	113.08	10.5	142.76	
06/23	12.0	94.75	9.0	97.00	12.0	113.83	16.5	129.00	27.0	111.59	19.0	118.45	9.5	146.05	
06/30	10.5	88.24	7.0	91.04	9.0	114.44	15.5	129.55	13.5	102.04	7.5	113.07	4.0	138.00	
07/07	8.0	87.13	13.0	91.42	10.0	116.90	9.0	124.33	26.0	106.46	16.5	111.85	10.0	144.45	
07/14	8.0	86.13	10.0	88.20	8.0	111.75	9.5	126.63	17.5	99.77	7.5	108.80	7.0	133.29	
07/21	11.0	83.68	8.0	85.75	10.0	108.40	18.5	121.92	30.0	106.18	10.0	112.00	11.0	144.09	
07/28	12.0	84.25	12.5	85.48	10.0	108.40	14.0	122.95	22.0	100.64	10.0	109.88	8.0	134.75	
08/04	10.0	78.90	9.0	77.83	7.0	111.00	5.5	120.82	23.0	100.13	8.0	108.19	9.0	146.83	
08/11	9.0	77.33	7.0	79.00	7.5	108.67	7.5	122.33	25.5	98.00	11.0	111.73	9.0	141.33	
08/18	8.0	84.75	6.5	84.46	9.0	108.94	8.5	124.82	33.5	108.10	18.5	117.86	16.5	151.55	
08/25	10.0	88.80	5.5	90.82	14.5	109.45	8.0	125.13	15.0	103.20	3.0	109.00	3.0	141.00	
09/01	11.5	85.09	7.0	88.00	9.0	106.78	11.5	123.00	17.0	106.35	12.5	111.76	11.0	148.09	
09/08	8.0	77.00	10.5	84.14	10.0	107.03	14.0	119.71	17.5	98.71	6.5	107.23	8.0	143.75	
09/15	10.0	80.00	6.0	80.33	9.0	106.44	9.0	118.67	16.0	98.56	7.0	109.43	6.0	147.00	
09/22	13.0	77.15	9.0	78.78	14.0	103.57	13.0	117.38	24.5	101.20	9.5	109.89	6.0	145.50	
09/29	8.0	74.63	9.0	76.44	7.5	102.33	14.0	117.29	23.0	99.52	10.0	110.75	10.0	148.30	
10/06	7.0	75.57	6.0	76.50	12.5	99.92	7.0	116.43	19.5	98.72	9.0	112.00	7.0	145.86	
10/13	9.0	75.00	6.5	76.46	7.5	100.73	10.5	117.00	22.0	99.77	11.5	111.04	7.0	145.86	
10/20	10.5	78.86	8.0	81.00	10.0	102.40	13.0	118.46	16.0	98.63	8.0	107.13	6.0	146.00	
10/27	10.0	84.00	5.0	87.00	12.0	102.83	8.0	123.13	15.0	102.20	10.0	113.00	10.0	145.20	
11/03	9.0	85.44	5.0	88.00	10.5	103.93	10.0	126.30	18.5	103.84	11.5	112.04	10.5	144.57	
11/10	11.0	84.18	8.0	86.50	9.0	106.78	10.0	127.80	21.5	102.53	14.0	112.29	9.0	147.56	
11/17	12.5	85.96	8.0	88.63	7.0	108.89	11.0	131.14	13.0	101.08	5.0	111.00	4.0	144.50	
11/24	10.0	86.90	5.0	89.00	5.0	111.40	6.0	133.17	19.0	106.11	9.0	115.33	7.0	149.00	
12/01	8.0	82.31	7.0	85.00	7.5	107.87	10.5	128.21	14.5	102.00	6.5	111.00	9.0	142.22	
12/08	9.5	75.95	6.0	76.50	7.0	104.79	3.5	124.00	15.0	98.67	8.0	110.88	5.5	139.00	
12/15	8.0	74.63	6.0	75.50	10.0	105.65	7.0	128.43	18.0	102.83	8.0	112.25	6.0	148.50	
12/22	10.0	89.80	5.0	91.00	10.5	109.71	14.5	130.28	13.0	106.85	6.0	115.00	6.5	145.92	
12/29	9.0	98.89	5.0	101.00	8.0	115.50	11.0	136.27	15.0	113.20	6.0	121.00	6.0	150.17	
2000	596.0	86.55	474.5	88.62	530.0	107.74	625.5	125.05	1,058.0	103.74	514.5	112.51	458.0	140.90	
1999	856.5	79.36	467.0	81.52	522.0	100.37	541.0	114.10	1,250.0	96.15	525.0	108.12	724.5	132.12	

True weighted average prices

Beef Market Statistics

Boneless Beef & Carcass Equivalent Index

2000	Fresh Processing Beef & Beef Trimmings - FOB Omaha Basis										Beef Carcass Equivalent Index			
Week Ending	Fresh 50%		Fresh 65%		Fresh 75%		Fresh 85%		Fresh 90%		CH 1-3		SE 1-3	
	Loads	Price	Loads	Price	Loads	Price	Loads	Price	Loads	Price	600-750	750-900	600-750	750-900
01/07	146.0	48.12	17.0	66.53	2.0	73.00	23.0	92.09	38.0	99.26	103.88	102.83	94.89	94.36
01/14	181.0	42.34	9.0	63.67	11.0	72.18	32.0	92.39	38.0	99.84	105.20	103.84	96.34	96.15
01/21	172.0	38.23	21.0	62.33	6.0	73.00	22.0	95.27	30.0	102.03	105.65	104.55	97.01	97.04
01/28	155.0	34.35	9.0	61.28	8.0	73.00	18.0	99.83	29.0	107.29	102.78	102.30	95.77	95.40
02/04	221.0	30.72	19.0	59.34	6.0	75.75	24.0	101.35	21.0	109.43	105.65	105.60	98.84	98.51
02/11	138.0	35.10	18.0	58.50	3.0	77.00	8.0	97.25	30.0	103.87	106.51	106.05	100.08	99.77
02/18	132.0	31.31	17.0	55.50	10.0	73.40	22.0	89.89	33.0	98.15	105.21	104.84	99.54	99.25
02/25	172.0	30.95	17.0	56.09	8.0	72.63	24.0	91.40	35.0	102.01	103.60	103.32	98.44	98.20
03/04	162.0	34.10	23.0	56.91	2.0	73.00	27.0	94.17	43.0	104.23	104.66	104.54	99.29	99.30
03/11	164.0	40.31	25.0	61.66	11.0	73.36	25.0	99.84	34.0	106.91	108.82	108.49	102.89	102.94
03/18	179.0	47.30	29.0	67.00	4.0	78.00	34.0	107.87	31.0	115.98	111.95	111.79	105.90	106.05
03/25	162.0	45.86	12.0	68.92	6.0	76.00	13.0	104.50	21.0	112.26	112.09	112.26	105.93	106.27
04/01	165.0	41.38	11.0	65.23	4.0	75.50	23.0	97.96	22.0	104.73	112.44	112.23	105.64	105.87
04/08	179.0	42.39	13.0	65.00	2.0	76.00	10.0	98.20	17.0	104.82	111.32	111.43	104.35	104.91
04/15	174.0	44.94	10.0	65.40	5.0	75.00	19.0	96.53	37.0	103.45	112.95	113.22	105.00	105.50
04/22	220.0	49.54	13.0	68.38	2.0	75.00	12.0	101.38	17.0	108.53	115.73	116.08	107.49	108.17
04/29	187.0	52.62	16.0	68.72	10.0	79.20	21.0	98.63	19.0	106.21	117.46	117.93	107.82	108.30
05/06	162.0	50.88	26.0	68.73	2.0	78.00	14.0	96.54	33.0	103.95	117.05	117.53	105.26	105.69
05/13	201.0	46.90	18.0	69.04			20.0	95.73	18.0	101.44	116.39	116.88	103.41	103.45
05/20	210.0	43.21	7.0	67.00	6.0	79.00	20.0	97.10	37.0	103.99	115.55	116.35	101.41	101.62
05/27	197.0	43.26	5.0	67.00	4.0	75.00	30.0	99.42	26.0	106.12	113.84	114.68	99.80	99.93
06/03	209.0	43.60	17.0	67.00	4.0	75.00	30.0	95.30	27.0	101.22	112.85	113.56	98.80	98.95
06/10	209.0	44.42	11.0	66.55	5.0	74.40	24.0	92.75	44.0	99.23	112.88	113.26	98.50	98.56
06/17	205.0	46.73	14.0	68.18	8.0	79.50	35.0	100.26	38.0	109.08	114.46	114.89	100.16	100.64
06/24	183.0	48.57	16.0	69.94	4.0	86.00	39.0	104.64	49.0	113.42	113.55	113.90	99.41	100.00
07/01	154.0	42.66	12.0	69.50	5.0	84.80	18.0	103.69	29.0	112.93	110.37	110.55	97.02	97.27
07/08	196.0	40.21	17.0	68.44	4.0	83.00	21.0	100.33	23.0	110.98	107.77	107.92	95.75	95.87
07/15	208.0	39.48	16.0	65.56	2.0	77.00	30.0	95.18	16.0	102.94	107.04	107.09	96.43	96.25
07/22	173.0	37.26	19.0	61.95	2.0	75.00	25.0	89.52	25.0	96.32	105.89	105.52	96.23	96.11
07/29	164.0	35.71	13.0	60.00	4.0	75.50	17.0	95.12	26.0	101.08	104.41	103.86	96.47	96.07
08/05	156.0	33.18	21.0	56.57	2.0	75.00	39.0	87.95	16.0	96.50	101.97	101.48	94.88	94.68
08/12	162.0	32.44	9.0	56.50			13.0	91.77	20.0	98.95	100.21	99.81	94.87	94.46
08/19	187.0	35.57	14.0	59.07	5.0	76.00	41.0	96.55	20.0	105.10	100.47	99.86	96.25	95.82
08/26	160.0	35.65	16.0	60.41	3.0	76.00	17.0	97.59	19.0	105.32	101.80	101.05	97.16	96.80
09/02	151.0	31.18	10.0	58.30	8.0	73.63	15.0	92.10	9.0	98.00	101.10	100.37	96.30	95.94
09/09	175.0	29.20	14.0	57.79	2.0	73.00	17.0	86.35	16.0	93.56	98.62	98.29	93.81	93.45
09/16	155.0	27.20	16.0	55.00	3.0	72.50	21.0	85.95	17.0	94.82	98.15	97.93	92.88	92.63
09/23	168.0	26.36	24.0	52.10	2.0	71.00	12.0	85.67	35.0	94.57	98.79	98.90	92.70	92.53
09/30	154.0	27.84	26.0	53.37			24.0	83.79	29.0	93.24	100.04	100.11	92.25	92.16
10/07	132.0	31.11	25.0	51.54			18.0	79.67	33.0	89.79	102.29	102.42	92.96	92.65
10/14	124.0	31.32	16.0	52.00	3.0	68.00	21.0	80.00	29.0	91.21	103.64	103.86	93.57	93.22
10/21	120.0	30.59	32.0	52.94			29.0	86.31	36.0	96.33	104.05	103.96	93.41	93.08
10/28	144.0	28.60	14.0	53.93	5.0	70.20	17.0	91.41	25.0	98.82	104.78	104.64	94.45	94.29
11/04	168.0	26.50	27.0	51.70	3.0	69.00	14.0	88.46	27.0	95.74	105.99	105.75	96.55	96.30
11/11	136.0	31.68	26.0	53.25	5.0	74.20	46.0	91.84	29.0	99.84	106.70	106.68	97.55	97.23
11/18	100.0	37.44	26.0	57.63			20.0	97.40	12.0	105.33	109.25	109.32	100.50	100.28
11/25	120.0	36.62	8.0	59.75	2.0	75.00	20.0	97.08	27.0	103.63	110.83	110.94	102.16	102.04
12/02	125.0	34.25	20.0	58.70	3.0	74.00	28.0	90.95	30.0	97.47	111.70	111.58	103.13	102.69
12/09	131.0	30.66	17.0	55.29	6.0	69.17	33.0	83.20	32.0	92.06	111.00	110.84	102.79	102.09
12/16	132.0	31.31	22.0	56.36			41.0	91.85	18.0	100.83	115.58	115.47	106.82	106.26
12/23	113.0	34.00	20.0	60.75	6.0	77.00	21.0	101.14	25.0	108.74	118.93	118.87	109.86	109.78
12/30	118.0	38.09	19.0	63.42	3.0	83.00	25.0	111.56	24.0	118.00	120.69	120.53	112.09	111.52
2000	8,511.0	38.16	892.0	60.26	211.0	75.27	1,212.0	94.68	1,414.0	102.50	108.16	108.08	99.44	99.35
1999	9,161.0	37.27	928.0	57.89	637.0	69.46	934.5	88.96	1,756.0	96.13	101.53	101.13	92.45	92.13

True weighted average prices for trimmings and processing beef; simple average values for Carcass Index

Beef Market Statistics

Imported Beef - CAF Ex-Dock Basis

2000	East Coast										West Coast	
Week Ending	Bnls Bull 95%	Cow 90%	CFM Fores 85%	Shank 85-90%	Chuck 85%	Trim 85%	Trim 80%	Trim 75%	Trim 70%	Trim 65%	Bnls Bull 95%	Cow 90%
01/07	98.38	94.13	88.00	90.88	90.63	87.88	83.00	77.25	71.25	63.75	97.38	92.38
01/14	98.50	94.38	88.13	91.00	90.13	87.88	82.25	76.63	72.00	63.50	97.38	93.00
01/21	100.00	96.13	89.13	92.88	91.13	88.13	84.00	77.75	70.75	63.63	99.50	95.00
01/28	98.88	95.50	88.50	92.38	90.00	87.88	83.00	78.38	72.00	64.00	98.13	94.63
02/04	100.63	96.13	88.75	92.13	90.50	88.25	83.50	78.50	71.50	64.00	100.13	96.00
02/11	100.75	95.63	88.25	91.63	90.75	87.75	83.25	79.75	71.88	64.75	100.63	95.63
02/18	101.25	95.75	88.00	91.75	90.38	87.63	83.13	79.38	71.38	65.00	100.63	95.50
02/25	102.38	96.88	88.75	92.88	91.25	88.38	83.50	80.38	73.00	64.75	102.38	96.25
03/04	104.50	97.63	89.63	94.63	90.63	89.63	84.63	80.75		65.50	103.38	96.88
03/11	103.63	97.25	89.50	94.00	91.00	89.00	84.63	80.88	73.00	65.00	103.38	96.50
03/18	104.75	99.88	90.50	95.63	91.13	89.75	85.13	81.50	73.00	65.00	104.13	98.63
03/25	104.38	99.25	90.63	95.88	91.88	89.88	85.13	81.38	73.13	65.50	103.50	98.25
04/01	103.13	97.75	90.38	95.88	91.88	90.13	84.75	80.13	74.00	64.88	102.88	96.63
04/08	103.50	96.88	90.00	95.38	91.75	89.00	84.75	80.63	72.50	66.00	102.50	96.13
04/15	103.75	98.38	90.25	96.25	92.25	89.69	84.63	80.70	73.38	65.63	103.25	96.75
04/22	104.00	98.75	90.50	96.63	92.63	90.50	85.00	80.13	75.00	65.38	103.50	97.25
04/29	103.88	98.63	90.75	96.75	92.00	90.25	85.25	79.75	74.00	65.50	103.75	97.63
05/06	104.13	98.75	90.88	97.13	91.50	90.25	85.00	79.38	73.25	65.50	103.25	97.38
05/13	103.25	97.50	90.13	96.56	91.00	89.94	84.63	78.88	73.00	65.88	102.13	96.63
05/20	102.75	96.25	89.38	95.50	90.88	89.25	83.38	77.88	73.00	66.00	101.63	95.88
05/27		97.00	89.00				83.00				102.00	95.50
06/03	101.75	96.38	89.38	95.50	91.00	89.25	84.00	77.75	71.50	65.00	101.25	96.00
06/10	100.75	95.63	88.25	93.75	89.75	87.50	81.75	75.25	68.75	65.50	100.00	94.75
06/17	101.63	95.75	88.38	94.38	90.25	88.50	82.63	74.88	72.00	65.75	100.75	95.25
06/24	101.00	95.25	88.13	94.25	89.75	88.00	81.88	75.00	70.00	64.75	100.00	95.13
07/01	100.00	94.63	87.13	93.38	89.75	86.75	81.25	73.75	69.88	64.13	99.13	94.13
07/08	100.00	95.00	87.25	93.25	89.50	86.75	81.25	74.25	71.00	65.13	98.88	94.50
07/15	100.25	95.38	86.75	93.75	89.50	86.50	81.25	73.63	70.00	65.50	100.13	94.88
07/22	100.00	96.25	86.75	93.00	89.25	86.25	82.00	74.00	70.00	64.00	100.00	95.50
07/29	101.63	96.25	87.00	94.13	90.75	86.38	80.63	72.00	68.50	63.50	101.13	95.88
08/05	102.00	96.00	86.75	94.50	90.75	86.25	79.88	71.50	66.25	62.50	102.13	96.25
08/12	101.88	95.88	86.63	94.00	90.25	86.25	79.50	71.00	65.50	61.50	101.75	95.75
08/19	101.00	95.88	86.13	93.13	90.00	85.75	78.63	69.50	63.50	60.75	101.13	95.38
08/26	100.63	95.50	86.00	93.00	90.00	85.25	78.13	68.13	63.50	60.00	100.50	94.88
09/02	100.50	94.13	84.75	92.50	89.50	84.25	76.25	66.88	61.50	59.00	100.75	94.25
09/09	98.88	92.75	83.00	91.38	87.50	83.25	74.00	65.25	59.75	57.50	98.75	92.00
09/16	97.00	91.63	82.25	89.50	88.67	81.38	72.13	65.00	59.50	57.63	96.38	91.13
09/23	95.00	89.00	81.50	87.75	86.88	80.88	69.25	63.00	59.63	57.25	94.88	89.25
09/30	96.00	90.13	82.00	88.63	87.63	81.75	70.63	63.50	59.25	57.25	96.00	89.63
10/07	94.88	88.75	81.63	87.88	87.50	81.00	70.38	65.38	59.00	57.25	95.50	89.25
10/14	95.50	88.75	81.50	87.00	88.00	80.75	69.75	64.75	62.00	57.25	96.00	88.50
10/21	96.25	88.75	81.25	88.25	87.75	80.63	70.50	65.88	58.50	57.38	96.50	88.63
10/28	98.38	92.38	83.88	91.25	89.50	83.88	72.50	68.63	61.25	59.38	98.75	91.13
11/04	102.38	94.50	87.38	94.50	91.50	86.50	75.25	70.88	64.00	62.25	102.25	93.50
11/11	103.13	95.75	88.88	95.50	93.50	88.50	75.75	70.63	63.63	62.50	103.63	94.88
11/18	104.25	99.50	91.63	98.63	96.50	91.50	78.25	72.38	66.50	64.00	107.75	100.25
11/25	105.25	99.13	91.50	99.25	96.00	91.50	78.00	72.00	66.00	64.00	112.25	101.00
12/02	104.88	98.50	90.38	98.50	95.50	90.38	77.63	71.50	65.50	62.25	111.50	100.00
12/09	103.00	96.88	88.75	96.25	94.50	88.13	76.88	70.88	64.75	60.75	102.88	96.75
12/16	96.00	95.00	87.25	93.88	92.50	86.50	75.50				95.25	94.50
12/23	95.75	95.38	87.25	93.75	92.25	87.00	76.00	69.25	64.50	59.50	95.50	94.38
12/30	98.00	96.50	88.50	94.75	92.00	87.50	75.88	69.50	64.13	60.25	96.63	95.00
2000	100.86	95.57	87.63	93.62	90.80	87.17	79.86	73.92	67.97	62.85	100.83	95.01
1999	99.91	91.60	83.01	89.10	87.63	82.12	73.45	66.17	58.31	51.95	99.25	91.03

Simple average prices

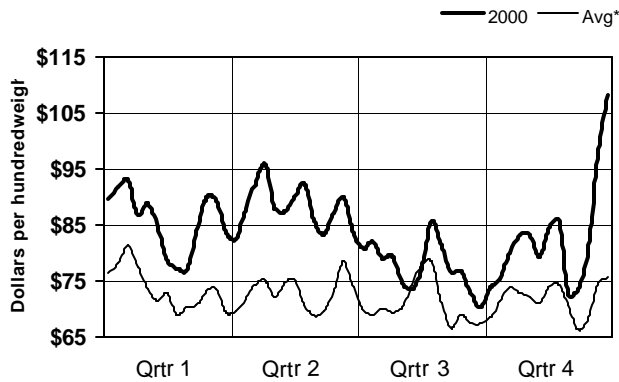
Imported from Australia & New Zealand

Processing Beef

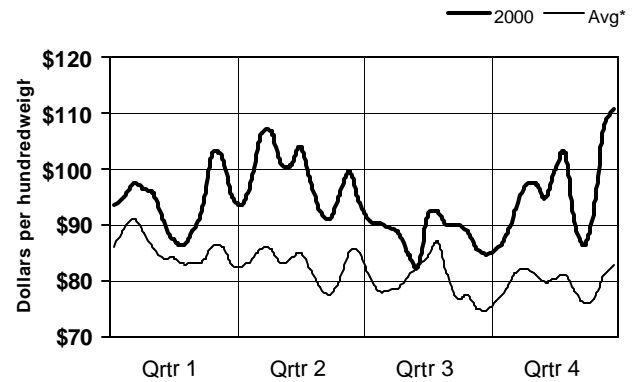
Domestic Grinds, Boneless, and Trimmings Imported Boneless

2000

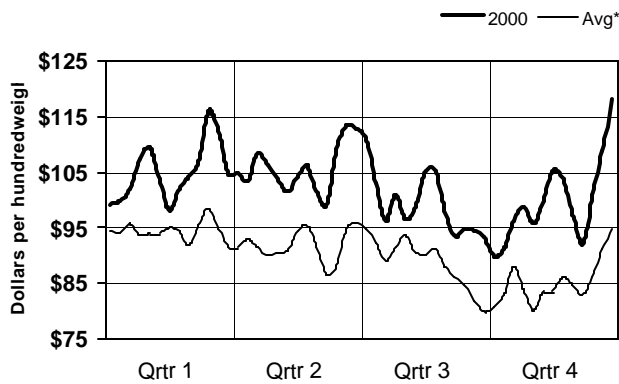
Domestic 73% Coarse Grinds



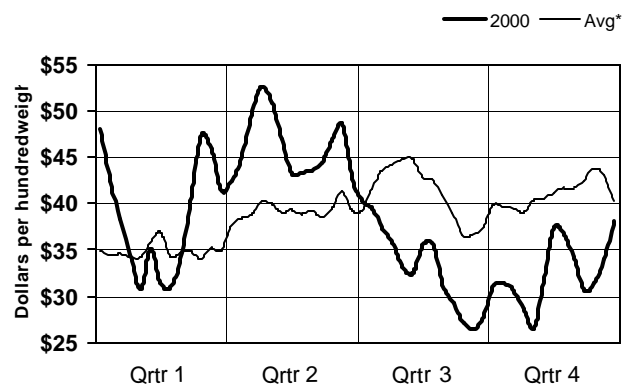
Domestic 81% Coarse Grinds



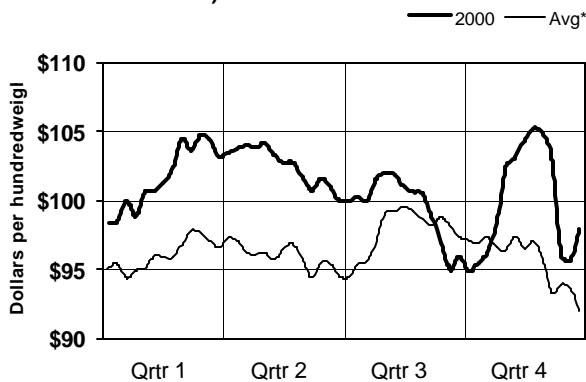
Domestic Fresh 90% Lean



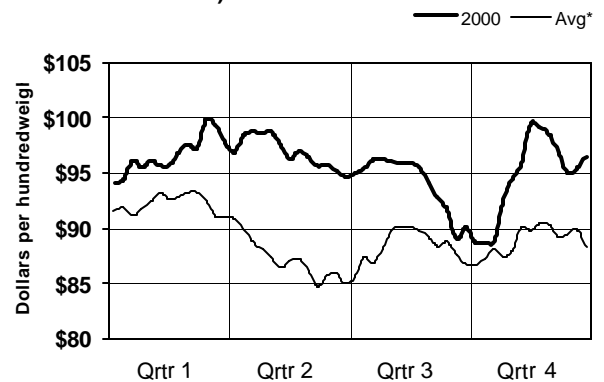
Domestic Fresh 50% Lean



Imported 95% Boneless Bull
(CAF East Coast Ex-Dock)



Imported 90% Boneless Cow
(CAF East Coast Ex-Dock)



*Note: Avg = 5-year average (1995-1999)

Beef Market Statistics

Cow Carcasses, 100% Lean & Cutter Cuts

2000	Cow Carcasses				100% Lean Cuts						Cutter Cuts		
Week Ending	Cutter Cut-Out	Cow Carcasses			Top Round		Flats & Eyes		S.P.B.		Pld Knuckle	Ribeye Roll	
		Brkrs	Boners	Cutter	lbs	\$	lbs	\$	lbs	\$		4-6#	6-8#
01/07	82.20	64.40	68.40	68.00	332,000	155.96	200,000	147.17	113,000	140.62	119.90	127.70	138.50
01/14	81.80	65.00	69.00	68.20	498,000	156.08	368,000	147.90	263,000	143.57	121.10	128.80	134.30
01/21	83.11	65.00	69.00	70.00	280,000	156.21	444,000	147.65	149,000	142.77	122.20	132.00	135.50
01/28	85.89	65.00	69.00	73.25	253,000	154.86	472,000	146.84	284,000	141.15	123.10	133.00	139.00
02/04	87.60			74.00	302,000	156.21	432,000	146.06	184,000	142.39	125.20	130.80	137.70
02/11	85.48	67.00	71.00	73.50	283,000	157.45	550,000	147.51	320,000	143.25	127.00	132.40	137.40
02/18	82.28	66.00	70.00	71.60	453,000	156.10	444,000	147.36	258,000	143.84	126.60	134.00	139.10
02/25	82.83	66.00	70.00	70.40	216,000	158.80	339,000	147.93	205,000	142.67	126.60	135.50	143.40
03/04	85.04	66.40	70.40	72.20	446,000	157.79	251,000	152.72	296,000	145.19	127.70	135.70	143.40
03/11	86.74	68.00	72.00	73.00	434,000	161.38	105,000	153.52	182,000	145.70	128.00	138.60	143.10
03/18	91.94	69.00	73.00	73.00	338,000	163.79	379,000	154.66	306,000	149.63	130.20	142.50	144.60
03/25	92.07	70.00	74.00	73.00	402,000	166.21	380,000	154.49	256,000	149.85	133.10	141.70	147.90
04/01	87.21	69.00	73.00	72.67	330,000	169.28	566,000	153.24	342,000	152.38	131.70	142.30	151.90
04/08	86.73	68.40	72.40	72.00	358,000	168.93	438,000	155.72	240,000	148.35	130.10	145.00	153.50
04/15	86.01	69.00	73.00	72.33	376,000	170.83	290,000	154.53	228,000	148.44	129.70	144.80	154.60
04/22	88.33	69.40	73.40	77.20	439,000	172.43	250,000	154.86	333,000	150.02	131.20	144.50	155.00
04/29	88.46	69.40	73.40	76.00	203,000	172.33	518,000	155.22	186,000	150.95	133.80	146.70	153.90
05/06	86.55	69.00	73.00	73.00	396,000	172.41	355,000	155.52	176,000	149.59	132.80	147.20	153.00
05/13	85.13	68.60	72.60	73.20	318,000	171.25	560,000	155.69	269,000	150.60	129.50	144.80	156.10
05/20	86.04	69.00	73.00	73.67	372,000	171.40	476,000	155.75	291,000	152.23	129.70	147.70	153.00
05/27	87.40	69.00	73.00	73.40	252,000	170.97	377,000	155.64	227,000	150.44	130.20	148.00	150.90
06/03	85.33	67.50	71.50	74.75	186,000	171.01	256,000	156.47	234,000	149.93	129.40	145.80	149.30
06/10	83.41	67.00	71.00	73.80	234,000	169.82	436,000	156.28	342,000	150.61	128.00	143.50	148.70
06/17	88.27	67.00	71.00	73.00	302,000	168.08	454,000	154.94	270,000	150.82	128.80	145.60	150.90
06/24	91.59	70.40	74.40	75.00	256,000	167.41	408,000	155.17	275,000	150.69	130.40	146.50	152.10
07/01	91.88	72.00	76.00	75.00	242,000	167.21	412,000	155.86	262,000	150.92	131.20	145.90	150.80
07/08	90.36	70.00	74.00		364,000	167.33	356,000	154.82	303,000	150.70	131.75	144.50	146.50
07/15	85.84	70.00	74.00	76.00	202,000	165.53	428,000	155.46	239,000	151.21	130.40	142.40	144.90
07/22	82.18	69.00	73.00	76.00	321,000	164.07	369,000	155.23	239,000	151.59	127.40	139.20	146.80
07/29	81.45	68.00	72.00	74.00	284,000	165.02	412,000	155.16	265,000	150.28	126.50	136.80	149.80
08/05	81.14	66.80	70.80	73.60	379,000	163.56	464,000	154.58	246,000	150.17	126.10	134.00	145.20
08/12	81.77	66.00	70.00	72.00	371,000	163.73	286,000	153.59	167,000	150.31	125.10	133.50	141.60
08/19	85.44	70.00	74.00	74.00	429,000	163.49	208,000	152.94	161,000	148.29	125.70	135.60	141.70
08/26	85.83	69.20	73.20	73.60	307,000	164.66	266,000	153.93	391,000	149.53	127.10	134.90	140.30
09/02	82.85	67.50	71.50	72.00	243,000	163.21	374,000	153.50	339,000	150.30	127.10	132.50	139.00
09/09	79.51	66.00	70.00	71.75	385,000	162.95	377,000	156.48	254,000	148.65	127.25	130.00	135.00
09/16	79.22			70.33	425,000	162.87	267,000	153.05	118,000	148.66	126.50	128.13	133.75
09/23	79.09	62.60	66.60	68.00	302,000	162.67	474,000	155.87	317,000	149.91	125.10	131.00	137.50
09/30	78.29	62.60	66.60	68.20	394,000	163.49	500,000	156.00	246,000	151.54	125.00	133.50	139.50
10/07	76.00	61.00	65.00	69.00	432,000	163.51	554,000	155.28	429,000	149.63	126.20	135.00	140.70
10/14	76.33	60.60	64.60	69.40	404,000	163.22	440,000	156.25	443,000	152.03	124.30	135.20	138.00
10/21	79.02	61.20	65.30	70.20	380,000	165.15	242,000	158.74	285,000	151.53	126.50	132.30	136.80
10/28	80.82	62.20	66.40	71.70	420,000	166.14	531,000	157.32	321,000	151.81	127.60	128.50	136.00
11/04	79.74	61.20	65.40	73.80	442,000	165.91	196,000	153.50	144,000	149.58	127.00	127.60	135.10
11/11	82.19	61.40	66.40	71.00	479,000	165.90	594,000	155.74	348,000	151.99	127.20	125.60	132.70
11/18	84.49	63.00	67.90	71.50	497,000	166.25	564,000	155.89	340,000	152.57	128.50	127.40	134.70
11/25	84.18	64.00	68.75	72.50	541,000	167.57	516,000	157.00	391,000	152.36	129.50	127.25	135.25
12/02	81.50	65.50	69.50	71.75	242,000	168.86	548,000	157.27	402,000	153.36	128.80	128.80	135.50
12/09	77.73	64.00	68.00	71.00	347,000	168.02	384,000	157.54	277,000	152.46	128.10	128.80	135.10
12/16	81.65	67.00	71.00	72.00	287,000	166.90	228,000	155.44	260,000	152.75	128.10	127.00	133.70
12/23	85.54	67.00	71.00	73.20	33,000	166.97	188,000	156.65	192,000	153.48	131.40	127.20	132.70
12/30	91.85	73.00	74.00	78.00	120,000	166.35	273,000	157.61	234,000	153.62	137.50	127.50	134.00
2000	84.29	66.71	70.71	72.54	17,531,000	164.76	20,199,000	154.15	13,842,000	149.68	128.06	136.25	142.68
1999	80.20	62.15	66.17	66.68	18,718,000	157.08	12,626,000	151.11	11,814,000	146.89	119.35	137.18	149.13

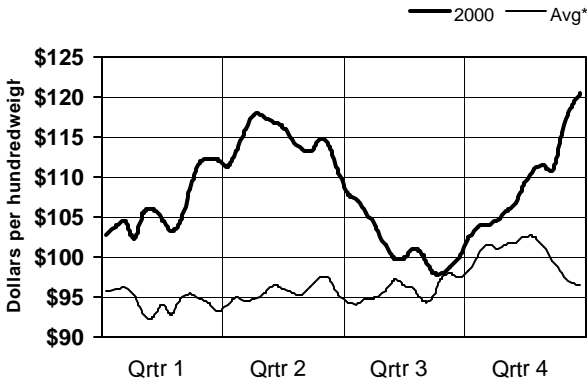
True weighted average prices for 100% lean cuts; simple average prices for all other items

Beef Carcass

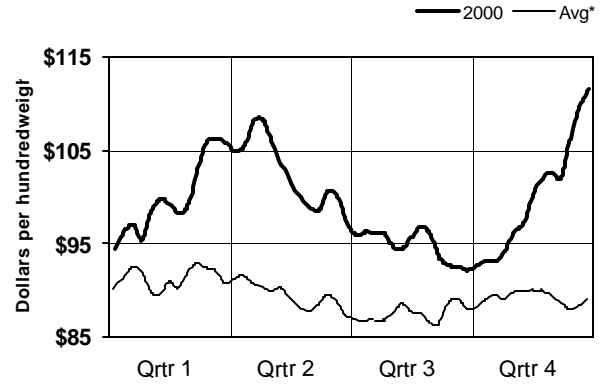
Beef Carcass Equivalent Index, Cow Carcass, 100% Cow Lean

2000

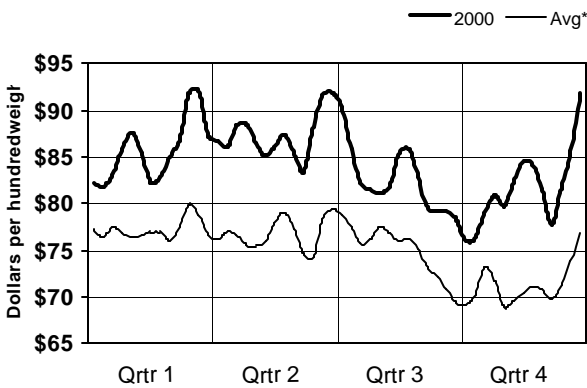
Choice Beef Carcass Index
750-900 pounds



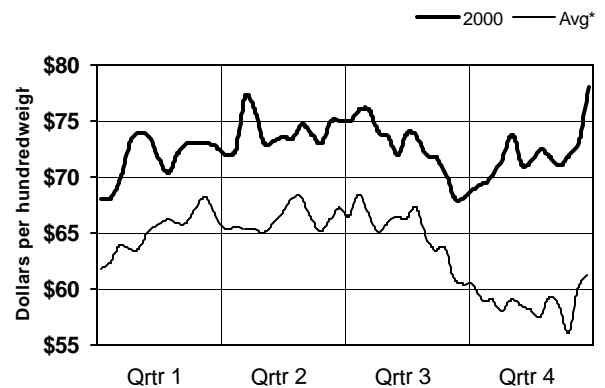
Select Beef Carcass Index
750-900 pounds



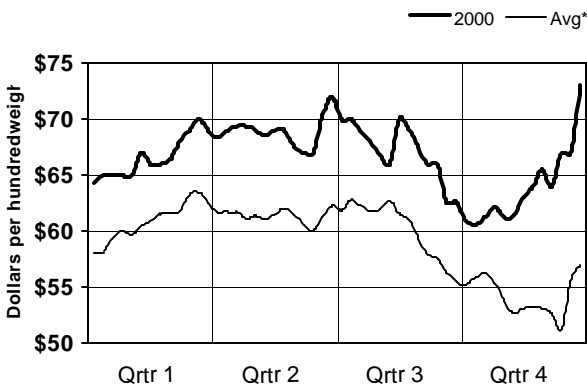
Cutter Cow Cut-Out Value



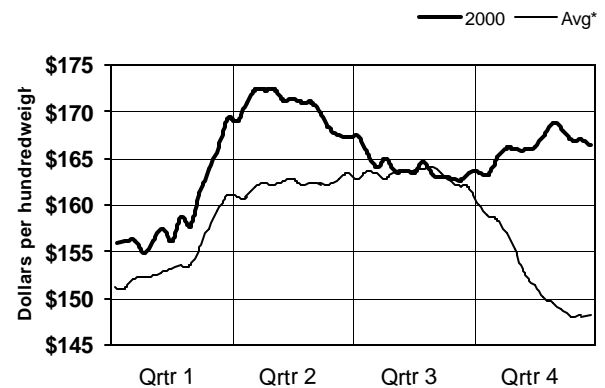
Cutter Cow Carcass



Boning Utility Cow Carcass



100% Cow Top Rounds



*Note: Avg = 5-year average (1995-1999)

Beef Market Statistics

Utility Cow Cuts

2000	Utility Cow Cuts												
Week Ending	Ribeye, Lip-Off		Chuck Tender	Peeled Knuckle	Top Insides			Flats	Eyes	Striploin 1x1	Striploin Bn-In	Shortloin 1x1	
	6-8#	8/up#			12-16#	16-up#	Cap-off					16/dn#	16/up#
01/07	166.70	178.30	121.40	123.80	132.00	129.20	161.70	126.00	135.00	143.70	127.50	150.00	160.60
01/14	164.70	179.20	123.30	123.90	131.50	129.90	161.10	129.90	139.00	145.30	127.50	149.50	162.90
01/21	165.90	182.30	127.30	124.70	131.80	130.30	158.20	128.60	139.10	143.80	128.50	152.60	165.00
01/28	166.90	177.70	127.00	125.60	132.00	130.00	155.70	127.00	137.20	142.00	129.00	154.40	165.40
02/04	163.00	178.00	129.60	128.30	136.00	130.00	159.50	125.50	136.70	141.00	125.50	153.50	166.00
02/11	160.20	181.00	133.50	129.60	137.50	130.60	158.00	125.70	136.50	141.50	123.50	153.90	166.00
02/18	159.80	180.30	133.70	127.70	136.30	130.90	157.80	125.80	138.00	144.90	125.00	154.10	166.40
02/25	163.70	177.70	133.00	128.60	134.70	130.00	157.90	126.70	137.00	147.30	125.00	153.90	168.20
03/04	161.80	181.70	131.70	130.50	133.00	130.80	159.30	128.10	139.50	150.20	125.00	155.10	171.40
03/11	163.80	175.60	132.20	132.20	133.00	132.80	161.90	130.10	143.30	150.30	127.00	158.20	175.10
03/18	168.40	177.00	133.50	134.30	137.50	133.40	163.60	133.60	145.20	153.60	130.00	164.30	179.50
03/25	175.70	183.00	134.40	136.00	135.70	131.90	164.80	132.40	152.00	160.80	131.00	169.30	181.70
04/01	179.60	189.70	131.50	132.30	135.80	132.20	167.70	129.70	148.50	166.90	132.50	171.30	181.50
04/08	178.30	192.20	124.90	129.20	140.60	133.80	168.80	126.00	142.10	170.20	132.50	174.50	184.80
04/15	176.60	192.60	118.10	129.70	140.70	132.10	170.00	124.50	138.80	169.50	132.50	174.30	186.10
04/22	179.20	195.60	119.00	131.20	140.70	135.00	170.60	128.70	142.90	172.70	132.50	175.70	188.40
04/29	177.70	196.50	124.10	133.80	142.50	138.50	171.50	134.00	145.00	173.40	136.10	177.00	194.00
05/06	176.00	195.90	123.80	133.40	142.50	132.90	165.90	130.50	144.00	176.40	140.90	164.00	191.50
05/13	181.10	199.00	122.40	130.80	139.10	134.10	162.90	127.30	139.90	178.00	143.00	166.50	191.00
05/20	185.90	205.60	122.80	130.50	137.40	135.00	170.20	128.20	140.60	175.00	147.50	174.50	192.50
05/27	185.40	205.30	122.70	130.70	137.70	132.20	169.00	128.00	143.10	174.40	144.50	173.50	189.50
06/03	185.40	204.90	122.90	129.70	135.70	132.20	169.20	124.80	139.10	175.00	142.50	170.50	188.30
06/10	184.00	205.50	122.40	128.40	139.90	134.00	169.30	122.20	137.90	177.10	143.50	172.00	187.70
06/17	183.50	205.30	122.70	129.20	142.70	136.10	170.60	123.50	141.50	179.00	145.00	172.00	187.00
06/24	184.00	207.20	126.10	130.70	140.10	139.90	172.60	125.00	144.00	180.50	144.00	170.70	189.20
07/01	181.50	204.30	128.10	132.90	137.00	137.10	172.80	126.20	142.60	179.50	143.50	171.30	188.40
07/08	181.25	195.00	126.75	133.00	134.50	135.00	173.25	129.00	144.25	176.50	148.75	166.00	187.25
07/15	183.50	203.80	127.60	131.10	137.90	134.90	172.30	127.60	143.70	175.40	152.50	166.40	185.90
07/22	185.20	206.00	130.00	128.00	144.10	136.80	172.20	124.40	142.60	175.00	148.50	164.70	183.50
07/29	181.30	195.90	129.60	126.50	143.10	135.90	172.10	126.00	140.50	170.10	142.50	166.10	179.80
08/05	179.60	204.70	128.80	126.90	140.90	135.00	167.90	127.10	142.70	170.20	142.50	164.80	181.60
08/12	185.90	203.50	126.70	126.30	137.10	134.00	165.10	126.50	145.60	178.00	142.50	159.20	182.50
08/19	182.80	202.10	124.40	126.10	138.20	132.50	170.60	129.10	149.80	176.80	143.50	167.90	183.50
08/26	180.70	200.00	124.60	128.30	144.40	136.50	172.00	130.40	152.80	178.00	146.00	176.60	185.00
09/02	184.50	202.00	123.40	127.40	144.90	140.50	170.10	126.30	145.90	181.50	147.50	174.50	184.00
09/09	183.75	203.75	119.25	126.50	141.25	135.75	169.25	128.25	148.25	175.50	146.25	173.75	183.75
09/16	181.25	202.50	116.38	126.50	140.00	134.25	169.00	130.50	152.00	171.38	145.63	176.88	184.13
09/23	183.00	199.10	117.90	125.10	141.60	134.00	168.40	131.50	150.30	172.50	145.50	172.00	180.90
09/30	178.00	191.40	119.50	125.00	147.40	134.70	169.50	131.40	150.10	171.50	143.50	162.70	176.00
10/07	176.40	185.50	120.20	126.20	149.10	136.80	172.30	128.60	156.80	173.00	148.00	156.30	171.20
10/14	177.30	186.90	120.40	124.30	144.20	134.00	172.20	130.40	157.10	180.10	152.90	159.10	173.80
10/21	172.90	185.70	122.50	127.50	143.70	136.90	172.10	132.40	155.00	176.40	149.10	160.90	176.00
10/28	170.40	176.60	123.90	129.70	147.50	141.50	169.30	129.80	148.70	165.00	143.50	160.00	175.10
11/04	170.10	179.50	126.40	127.70	150.60	138.10	168.00	130.50	148.00	166.00	149.00	159.60	173.70
11/11	165.90	177.00	126.60	127.70	141.20	135.90	168.60	130.00	149.40	163.50	150.00	159.40	177.20
11/18	165.40	174.30	126.60	130.70	140.20	140.10	168.60	130.00	148.40	158.90	142.50	160.00	179.90
11/25	165.50	172.75	127.50	132.00	141.50	145.50	174.00	134.00	151.00	160.00	142.50	158.75	179.25
12/02	162.80	174.00	126.50	131.30	140.20	141.00	174.40	132.70	149.90	165.40	143.50	157.50	174.00
12/09	160.70	174.50	123.20	130.60	144.10	141.20	174.60	132.30	148.30	166.00	143.00	154.50	170.90
12/16	165.50	174.80	122.90	130.40	145.00	142.90	177.80	135.50	150.50	153.50	137.00	152.00	168.10
12/23	167.00	175.50	129.90	133.80	148.00	147.00	183.30	141.70	155.00	154.00	134.50	156.00	168.50
12/30	165.00	173.75	137.25	140.25	152.00	150.75	184.00	149.00	159.50	156.00	138.25	160.00	171.25
2000	174.51	189.85	125.79	129.36	140.12	135.51	168.49	129.29	145.28	165.81	139.50	163.89	178.94
1999	189.72	203.12	113.83	121.74	138.85	133.78	164.21	123.38	135.41	154.99	134.63	151.77	161.27

Simple average prices

Beef Market Statistics

Utility Cow Cuts, Processing Beef & Beef Trimmings

2000	Utility Cow Cuts							Processing Beef & Beef Trimmings						
Week Ending	Pld, Butt Tender	Top Butt 10/up#	Sirbutt	Tenderloins			Flank Steak	FOB TX 90%	CAF NE 90%	CAF West Coast				
				2-3#	3-4#	4/up#				50%	65%	85%	90%	
01/07	403.20	109.00	111.80	329.00	408.00	462.50	170.00	98.42	102.60	49.93	66.75	94.40	99.94	
01/14	381.30	109.00	109.80	326.50	407.00	453.30	171.00	99.32	103.50	44.33	65.64	96.00	100.00	
01/21	372.20	110.20	109.10	325.00	408.00	435.60	172.50	100.80	106.33	39.50	62.38	96.46	103.56	
01/28	357.00	112.20	110.70	325.60	400.00	428.90	175.50	106.47	110.46	36.27	61.32	100.21	107.89	
02/04	351.30	114.30	115.20	325.90	394.50	416.50	185.20	108.04	113.77	31.30	59.63	102.07	110.06	
02/11	351.70	117.20	115.60	325.00	397.50	413.00	190.80	102.20	108.00	36.13	59.25	102.50		
02/18	327.80	116.50	112.30	325.00	398.50	413.00	191.50	97.44	102.38	32.44	55.12	93.00	100.50	
02/25	328.50	116.00	111.10	327.00	394.00	408.50	198.50	101.87	105.15	32.00	56.06	95.89	103.64	
03/04	329.00	117.50	113.60	333.00	400.20	409.00	200.40	104.88		35.69	57.28	97.35	106.31	
03/11	332.50	118.50	116.20	339.50	415.80	427.00	205.60	106.56	109.43	41.83	62.17	100.54	108.44	
03/18	360.00	121.00	117.10	345.70	413.20	431.70	215.50	114.11	119.42		68.00	110.43	118.50	
03/25	381.00	125.10	119.00	350.50	427.30	450.50	221.00	113.00	116.42	45.50	67.00	107.42	114.00	
04/01	374.70	126.80	117.90	355.50	432.20	458.00	219.50	104.46		42.00	65.00	99.77	105.71	
04/08	381.30	121.90	114.20	369.00	435.30	461.80	215.00	104.86	109.33	44.50	68.50	105.00		
04/15	365.00	120.50	114.10	370.80	433.20	461.50	219.00	103.39	108.63	46.50	65.10	99.00	105.00	
04/22	369.00	123.20	114.50	364.00	435.30	454.50	226.00	110.32	112.57	52.25	68.40	103.67	110.36	
04/29	406.50	126.40	117.40	372.00	440.50	457.50	228.50	105.75	109.89	52.58	68.33	100.78	107.50	
05/06	409.00	128.10	118.10	373.00	439.50	457.90	231.00	103.44	107.56	53.00	69.00	98.68	104.75	
05/13	399.50	127.10	116.60	372.00	442.10	458.10	231.50	102.00	106.67	49.21	69.75	99.00		
05/20	414.00	126.90	117.50	377.00	438.50	457.70	231.00	103.27	109.00	44.27	67.92	99.62	105.71	
05/27	410.00	126.50	117.10	376.00	427.40	449.80	232.30	106.78	112.00	45.00	68.50	100.43	107.61	
06/03	410.00	127.10	116.50	373.00	421.40	443.60	232.30	101.77	106.07	45.92	67.00	97.50	102.81	
06/10	424.00	128.20	115.40	370.50	413.40	440.50	233.70	100.79	104.68	45.71	68.50	95.64	101.50	
06/17	425.00	127.80	116.70	365.50	404.00	439.50	233.50	110.44	115.42	49.31	67.38	104.60	112.92	
06/24	420.70	129.60	121.60	363.50	399.70	440.50	231.50	115.30	119.64		69.00	107.72	116.45	
07/01	418.50	129.50	123.40	365.00	399.30	436.70	228.80	115.05	117.88	44.10	70.03	106.77	114.50	
07/08	411.50	129.25	121.50	363.75	401.25	433.00	225.00	112.13	115.76	42.21	69.92	105.55	114.50	
07/15	416.00	128.30	121.10	360.90	394.90	433.70	227.70	103.69	107.58	40.72	65.71	96.86	104.71	
07/22	399.30	126.00	120.00	355.10	390.40	434.30	224.80	96.81	100.07	37.75	63.83	91.15	98.00	
07/29	385.20	127.50	117.00	345.00	384.70	423.80	218.00	99.53		37.11	60.48	94.18	101.50	
08/05	410.60	127.50	118.20	337.50	381.50	420.10	215.40	96.05	100.00		56.00	89.41	96.19	
08/12	411.40	126.50	118.80	335.70	388.50	425.40	216.00	99.03		34.50	57.10			
08/19	393.00	126.00	118.20	336.80	387.00	428.50	215.60	105.04		36.54	58.38			
08/26	383.50	127.50	120.40	338.50	383.50	432.00	213.00	105.98	110.00	36.44	60.27	98.75	106.50	
09/02	380.00	127.50	119.40	333.50	381.00	434.00	210.00	97.91	100.25	31.30	57.54	90.00	97.64	
09/09	376.25	127.50	116.50	336.25	378.75	431.25	210.00	93.60	98.00	30.75	57.80	87.75	94.50	
09/16	378.75	126.88	116.38	334.38	376.25	423.75	207.50	93.94		28.38	54.94	87.79	96.14	
09/23	375.00	126.00	115.90	323.00	357.50	407.00	199.00	92.08	98.00	26.23	52.50	87.80	94.80	
09/30	368.00	126.50	114.10	314.00	347.70	389.00	196.50	91.48	97.79	28.52	52.21	86.67	94.21	
10/07	356.50	126.40	112.60	305.00	331.80	359.50	202.00	86.26	92.00	32.17	51.24	80.71	87.96	
10/14	349.00	129.10	113.40	304.00	324.00	353.50	212.50	88.91	97.00	33.00	50.86	83.50	91.19	
10/21	350.00	128.00	118.80	299.50	317.00	346.00	206.50	94.16	102.78	31.63	52.14	89.00	97.21	
10/28	350.00	124.00	116.20	292.60	317.00	355.00	198.50	99.13	105.32	29.64	53.48	91.57	100.69	
11/04	326.50	124.90	117.20	289.40	312.50	355.00	199.40	96.50	102.25	28.50	52.00	89.17	98.29	
11/11	327.00	128.10	120.10	287.00	320.70	350.20	196.50	102.95	109.00	32.75	53.00	95.65	105.44	
11/18	322.00	125.10	118.70	286.50	327.80	345.80	189.10	106.84	111.00	38.00	56.78	98.25	107.71	
11/25	305.00	121.00	117.50	282.50	317.50	344.25	183.00	105.37	109.00	36.64	59.62		105.75	
12/02	299.40	124.50	116.50	278.50	315.00	337.50	184.70	98.00	103.00	35.00	59.69	91.63	99.25	
12/09	299.10	127.70	113.40	281.50	319.00	343.60	182.90	91.27		31.50	55.75	84.50	91.00	
12/16	302.60	124.50	115.00	273.50	324.00	353.00	174.50	101.03		32.00	56.56	94.06	102.69	
12/23	309.70	129.60	122.60	279.00	326.50	355.00	169.00	108.10			61.50	100.50	110.08	
12/30	317.00	135.25	129.75	287.25	335.00	365.00	173.25	118.20	124.60	39.50	63.37	109.80	119.67	
2000	369.33	124.18	116.76	332.79	383.97	414.35	206.57	102.40	107.45	38.54	61.26	96.71	103.90	
1999	406.23	113.80	108.45	377.45	429.76	463.89	168.35	96.20	99.88	38.39	58.08	91.03	97.72	

Simple weighted average prices for cow cuts; true weighted average prices for processing beef and beef trimmings

Beef Market Statistics

Beef Drop Value & Variety Meats

2000	Beef Variety Meats - FOB Central U.S.																
Week Ending	Drop Value	Cheek Meat		Head Meat		Regular Hearts		Lips		Sel Liver/2 bx		Sel Liver Exp		Oxtails		Scalded Tripe	
		Lds	Price	Lds	Price	Lds	Price	Lds	Price	Lds	Price	Lds	Price	Lds	Price	Lds	Price
01/07	7.71	17.0	71.47			6.5	12.73	1.0	89.00			18.0	15.18			5.0	33.60
01/14	7.54	27.5	72.38			7.0	12.71	1.0	94.00			6.0	15.67				
01/21	7.57	8.5	74.00			15.0	13.93					16.0	14.94			18.0	33.22
01/28	7.50	14.0	73.61	1.0	55.00	17.0	13.09	2.5	92.80			58.0	15.59			22.0	34.45
02/04	7.28	13.5	74.11	5.0	55.00	14.0	14.04	1.0	85.00			5.0	18.25			6.0	35.17
02/11	7.23	7.0	73.29			8.0	14.38	2.0	90.50	0.5	17.00	8.0	16.38			7.0	34.57
02/18	7.23	24.0	72.46			4.0	14.63					34.0	17.15			14.0	35.21
02/25	7.24	8.5	73.12			11.0	13.91					35.0	17.06	0.5	173.00	12.0	34.75
03/03	7.18	20.5	72.88	9.0	56.00	1.0	15.00					2.0	17.00				
03/10	7.17	13.0	72.15			27.0	14.52					11.5	15.02			9.0	36.33
03/17	7.27	15.0	73.60			6.0	15.33					2.0	17.00			2.0	30.00
03/24	7.41	10.5	74.48	4.0	59.75	1.0	15.00					16.0	17.47			11.0	31.14
03/31	7.45	13.0	74.73			20.0	15.23	1.0	98.00			59.5	16.34			6.0	31.17
04/07	7.46	14.0	74.07	11.0	60.00	1.0	15.00			1.0	19.00	3.5	18.79	1.0	201.00	1.0	32.00
04/14	7.48	14.0	73.39			5.0	17.00									4.0	29.00
04/21	7.50	10.0	73.30			11.0	18.00					16.0	18.00	1.0	190.00		
04/28	7.61	7.0	74.00			11.5	19.26	2.0	99.50			9.0	19.72	1.0	200.00	3.0	31.00
05/05	7.66	14.0	74.57	1.0	60.00	2.0	20.50					40.5	19.25	1.0	190.00	1.0	31.00
05/12	7.72	10.0	74.95	12.0	60.00	9.0	21.89					18.0	24.08			2.0	31.00
05/19	7.70	16.0	75.91			2.0	22.50					1.0	24.00			4.0	31.75
05/26	7.65	12.0	76.13	3.0	58.00	15.0	22.13	3.0	100.67	1.0	22.00	10.0	24.60	1.0	180.00	7.0	32.43
06/02	7.61	5.0	76.00	15.0	56.00	4.0	23.25	3.0	96.33			8.0	24.75	1.0	161.00		
06/09	7.62	12.0	73.50	3.0	56.00	9.0	23.00					10.0	25.90	1.0	175.00	3.0	32.00
06/16	7.56	4.0	73.00			4.0	23.00					69.0	25.28	0.5	150.00		
06/23	7.53	18.0	73.00	5.0	57.60	13.0	21.77			1.0	24.50	9.0	28.00			6.0	33.17
06/30	7.70	9.0	73.00	5.0	56.00	12.0	20.00							1.0	168.00	1.0	34.00
07/07	7.83	18.0	70.72	3.0	57.00	1.0	20.00					10.0	26.95			2.0	34.00
07/14	7.85	5.0	72.60			7.0	19.36					18.0	29.00			2.0	34.50
07/21	7.82	7.0	71.29			8.0	19.25					18.0	29.56			9.0	32.89
07/28	7.81	11.0	70.55	1.0	56.00	6.5	19.00	1.0	88.00			19.0	29.88				
08/04	7.99	4.5	69.89	18.0	50.00	11.0	18.77			1.0	29.00						
08/11	8.10	20.5	66.56	1.0	50.00	8.0	18.81					17.5	31.30	2.0	188.00		
08/18	8.19	24.5	64.94			13.5	18.26	2.0	113.00			15.0	32.07	0.5	170.00		
08/25	8.21	9.0	64.00	26.0	43.00	6.5	18.38			1.0	30.00	11.0	32.00	1.0	187.00	2.0	44.50
09/01	8.33	14.0	67.29			19.0	18.21			1.0	33.00			0.5	170.00	1.0	43.00
09/08	8.42	11.5	64.00	1.0	44.50	4.0	19.50	2.0	115.50	1.0	33.00	4.0	33.31				
09/15	8.62	22.0	62.77			11.0	19.09					7.0	31.43			11.0	43.45
09/22	8.73	15.5	64.16			35.0	19.47					12.0	32.42			1.0	47.00
09/29	8.75	10.0	63.00	2.0	42.00	2.0	21.50	2.0	108.00			6.0	32.00			3.0	44.00
10/06	8.71	10.0	69.90	1.0	42.00			2.0	98.00	1.0	33.00	8.0	32.75			5.0	44.80
10/13	8.66	5.0	68.20	21.0	39.00	1.0	24.00									2.0	45.50
10/20	8.67	7.5	71.70			4.0	24.00					17.0	32.18	1.0	169.00		
10/27	8.56	9.5	71.00	2.0	44.00	4.0	25.75	9.0	104.89					1.0	163.00		
11/03	8.59	4.0	71.75			3.0	28.00									2.0	50.50
11/10	8.63	24.0	71.21	2.0	42.00	6.0	28.00										
11/17	8.70	3.0	73.00			3.0	30.00					2.0	32.00				
11/24	8.75	10.0	71.20									3.5	32.14			7.0	43.86
12/01	8.77	12.0	73.17			4.0	31.00			2.5	31.20	3.0	30.00			1.0	47.00
12/08	8.90	17.0	74.53	4.0	39.00	9.0	31.00			1.0	31.00	8.0	28.81				
12/15	8.90	2.0	75.50			8.0	31.00			0.5	25.00	21.5	26.40				
12/22	8.91	7.0	75.00	1.0	41.00							5.0	27.60			1.0	47.00
12/29	9.00	6.0	73.50			5.0	30.20			1.5	28.00	1.0	28.00			3.0	47.00
2000	7.98	626.5	71.30	157.0	50.42	415.5	18.95	34.5	100.58	14.0	28.25	671.5	22.51	15.0	179.43	196.0	35.72
1999	7.00	787.5	65.56	178.5	31.39	419.0	13.28	64.0	75.90	9.5	17.79	528.0	15.28	24.0	108.35	367.5	26.54

True weighted average prices

Beef Market Statistics

Cow Variety Meats

2000													
Cow Variety Meats - FOB Central													
Week Ending	Drop Value	Cheek Meat	Reg Hearts	Head Meat	Exp Kidney	Lips Unscld	Reg 2/bx Livers	Reg 2/bx Ex Livers	Reg Oxtails	Swiss-Cut Tongues			Bleached Tripe
										#1 White	#1 Black	#2 Mixed	
01/07	6.93	78.62	13.50		9.82		12.67	12.40	145.27	292.33	277.00	267.67	36.56
01/14	6.94	83.86	13.55	73.57	11.71	55.75		12.94	141.21	299.29	290.60	274.38	39.27
01/21	6.87	82.00	14.50	72.50	12.50	59.88		12.80	140.10	290.00		260.00	35.44
01/28	6.99	81.00	13.23		9.95	65.64		12.77	141.27	300.33	325.00	283.67	38.26
02/04	7.05	80.57	14.31		12.11	66.50	13.00	11.60	151.20	304.17	303.00	288.00	35.85
02/11	7.15	82.83	14.40	75.50	12.38	71.00	13.00	16.50	151.78	303.00		288.00	38.00
02/18	7.08	77.00	14.90	76.00	12.33	65.00	12.00	11.90	160.00	296.00	291.00	285.67	40.00
02/25	7.15		16.58	77.00	13.27		13.00	13.17	164.67	308.00		283.00	39.25
03/03	7.29		15.63			73.50		13.41	158.00	314.33	300.00	283.00	34.50
03/10	7.44	84.87	16.50	78.00	13.80		13.00	14.12	172.91	326.50	338.33	288.00	
03/17	7.52	86.05	16.00		13.00	80.00	12.00	13.25	170.00	300.00	300.00		33.88
03/24	7.57		14.82	79.71	14.58	80.00	12.00	14.75	181.08	348.00	341.00	346.00	34.83
03/31	7.63		16.00		10.00	80.00	15.50	15.35					30.00
04/07	7.50	86.83			16.00	79.00	15.00	15.57	180.00				
04/14	7.63	82.67	16.00	79.00	13.87	82.00	15.65	17.00	182.55				42.50
04/21	7.77	87.20	17.00		13.25	86.00		17.56	173.67				48.00
04/28	7.65	87.00	20.42	79.00	13.58		14.00	16.73	183.00				38.25
05/05	7.73		22.17		13.60	84.29	21.00	18.76			328.00		30.57
05/12	8.10	87.75	25.00	79.00	15.00	78.86		18.42		348.00			37.50
05/19	8.15	83.58	25.50	71.00	12.79	80.00		20.17	175.94		362.00		33.00
05/26	7.98	85.00	22.00		15.00		15.00	20.33	175.67	339.00		330.00	32.88
06/02	7.85	87.00	23.67		12.75		20.00	21.09	172.00				31.14
06/09	7.96	85.65	22.95	78.00	13.91	71.82		21.75	172.73	368.00			34.00
06/16	7.75	87.65	23.81	79.00	13.75	72.00	18.00	22.15	163.22	354.33			34.73
06/23	7.68	88.27	25.00	80.00	15.00	78.68		26.37	158.00	360.00		325.00	35.46
06/30	7.72	85.50	24.00	82.00	15.00	79.41	22.00	23.75	168.67	358.00		323.00	37.19
07/07	7.68	89.50	22.67	79.00	12.90	79.00		25.00	164.50	355.00	345.00	335.50	33.72
07/14	7.64	86.00	24.00	82.50	12.60	84.42		25.60	155.00				37.33
07/21	7.67	89.24	20.00		12.59		24.00	28.58	156.56				35.33
07/28	7.73	89.60	19.44	81.00	12.00			26.80	165.00				40.00
08/04	7.83	90.50	21.00	85.00	13.00	90.00	25.00	27.71	168.94	345.00	340.00		38.14
08/11	7.88	89.67	20.00	85.00	14.13		29.93	27.97	168.75				41.58
08/18	8.01	88.00	20.00	85.00	11.38	80.00		30.67	163.00				
08/25	8.09	88.11	20.00	84.00	13.00		29.00	29.43	169.00	360.00		325.00	41.69
09/01	8.18	89.26	22.21	85.00	14.04	80.00		29.93	174.33	353.00		323.00	43.76
09/08	8.51	87.33	20.80	82.00	14.19			33.00	172.60	350.00		325.00	44.20
09/15	8.51	86.00			14.21		32.00	29.95	165.78	340.00	328.00		42.00
09/22	8.43	86.57	22.50	78.00	12.92	80.00	33.00	30.36	163.93	320.00			45.80
09/29	8.64	88.00	23.64	78.00	13.36	87.00	33.00	30.00	169.71	327.00			48.78
10/06	8.34	87.06	23.45	75.67	14.31	78.00		30.79	169.25	303.80	295.00	304.00	49.60
10/13	8.36	81.50	22.20	78.03	14.27		34.00	31.00	168.18	315.00		305.00	45.33
10/20	8.37		25.60		13.50		33.00	29.00	170.33				
10/27	8.36		28.86		15.38	86.00	28.00	29.75					46.73
11/03	8.33	85.50		75.00	13.50	79.33	34.00	28.00	167.00			280.00	50.03
11/10	8.38	87.43	29.00	85.00			34.00	29.75	160.00				47.50
11/17	8.37	88.00	30.00	85.00	15.39			28.63		273.00		268.00	47.67
11/24	8.41	87.50	30.00		13.33		29.75	26.50	170.00	289.00	284.00	278.20	47.33
12/01	8.42	88.00	29.50		14.00	83.00	31.00	25.82	165.75		282.00	280.00	46.00
12/08	8.52	86.50	29.83		14.00	81.00	31.00	26.64		292.33	287.00	278.50	47.00
12/15	8.79	87.14			14.40	80.00		24.81	155.00	295.00		275.00	48.00
12/22	9.00	82.00	31.00		14.00	80.75	31.00	24.63	157.07	325.00	325.00	300.00	47.00
12/29	9.03		30.50		15.00	82.00		28.00	145.00	328.00		303.00	
2000	7.90	85.85	21.28	78.97	13.37	77.30	19.03	21.61	161.26	317.03	315.14	294.47	39.01
1999	N/A	77.56	15.51	72.07	13.96	52.45	13.84	15.06	117.72	269.16	257.19	251.11	31.88

True weighted average prices

Beef Market Statistics Tallows & Proteins

2000	Edible Tallow				Packer Tallow				Central Basis Protein Feed Supplements							
Week Ending	Chicago		Gulf		Chicago		Gulf		M.B.M. 50%		Pork M.B.M 50%		Dry Rndrd Tkg		Blood Meal 85%	
	Cars	Price	Cars	Price	Cars	Price	Cars	Price	Lds	Price	Lds	Price	Lds	Price	Lds	Price
01/07	3.0	15.00	7.0	15.00	12.0	13.00	7.0	12.50	183.0	154.26	72.0	169.64	3.0	2.80	23.0	380.09
01/14	13.0	14.12	26.0	14.40	10.0	11.75	25.0	12.20	95.0	155.42	73.0	165.07			9.0	384.44
01/21	15.0	13.50	6.0	13.50	16.0	11.00	14.0	11.00	109.0	158.42	31.0	165.00	3.0	2.90	15.0	387.67
01/28	9.0	13.44	8.0	13.00					69.0	161.42	64.0	171.64			4.0	390.00
02/04	25.0	12.48	40.0	12.50	54.0	9.35	25.0	9.80	119.0	159.27	39.0	171.54	2.0	2.80	6.0	390.67
02/11					4.0	10.00			106.0	158.62	52.0	173.53			8.0	386.50
02/18	7.0	13.00	24.0	12.50	12.0	10.50	12.0	10.50	112.0	159.04	56.0	176.14	2.0	2.80	8.0	390.50
02/25	5.0	12.50			2.0	10.50	8.0	10.50	46.0	160.43	39.0	177.82			7.0	404.00
03/03			11.0	12.50	15.0	10.50			76.0	160.37	29.0	177.48	3.0	2.80	5.0	402.00
03/10	19.0	12.50	8.0	12.50	6.0	10.50	8.0	10.50	47.0	163.03	19.0	183.08			6.0	415.83
03/17					3.0	10.50			118.0	164.17	44.0	185.20	2.0	2.87	12.0	415.33
03/24	14.0	12.14	10.0	11.75	9.0	10.50	10.0	10.00	103.0	166.08	24.0	189.00			16.0	414.31
03/31	12.0	12.00			8.0	9.50			93.0	165.89	47.0	187.35	2.0	2.95	11.0	419.27
04/07	2.0	11.50			4.0	9.50			135.0	168.07	50.0	182.95	2.0	3.00	4.0	413.00
04/14	2.0	11.50	6.0	11.50			6.0	9.50	148.0	166.38	59.0	181.65	2.0	3.00	16.0	410.31
04/21	8.0	11.25			5.0	10.00	8.0	9.50	91.0	168.54	42.0	185.06	1.0	3.00	2.0	406.25
04/28			5.0	11.25	4.0	9.50	5.0	9.25	131.0	171.95	50.0	189.21	3.0	3.05	13.0	417.38
05/05	6.0	11.25			6.0	10.75			148.0	176.35	45.0	198.09	5.0	3.12	13.0	392.69
05/12	20.0	11.25			20.0	10.50	15.0	10.25	85.0	181.11	48.0	199.39			19.0	386.95
05/19	15.0	12.00			4.0	11.00	10.0	10.25	67.0	181.79	64.0	211.56	3.0	3.20	9.0	377.11
05/26	10.0	12.00			6.0	11.33			78.0	182.15	19.0	220.32			9.0	358.67
06/02									68.0	181.90	34.0	211.35	2.0	3.15	7.0	358.57
06/09	5.0	11.90	6.0	11.00	9.0	11.14	6.0	10.00	60.0	176.13	53.0	192.21			3.0	350.00
06/16	6.0	11.25			21.0	10.19			104.0	174.10	55.0	188.95	6.0	3.11	4.0	356.25
06/23	9.0	10.42	10.0	9.75	22.0	9.27	10.0	9.00	116.0	173.79	61.0	192.10			15.0	353.63
06/30	31.0	9.75	8.0	9.50	14.0	9.00			89.0	173.47	53.0	199.63			13.0	351.15
07/07					6.0	9.00			51.0	173.79	52.0	195.55	1.0	2.90	7.0	349.29
07/14	8.0	9.56	15.0	9.50	10.0	9.00	15.0	9.00	104.0	175.36	50.0	194.70	7.0	3.04	8.0	348.13
07/21			10.0	9.50	20.0	8.90	10.0	9.00	94.0	174.68	44.0	187.35			9.0	345.78
07/28	18.0	9.50	34.0	9.68	3.0	9.00	10.0	9.00	50.0	172.98	57.0	184.27	3.0	3.00	3.0	346.67
08/04	28.0	9.75	9.0	9.75	3.0	9.00	7.0	9.00	50.0	170.78	65.0	186.89			8.0	340.06
08/11					8.0	8.75	6.0	9.00	103.0	167.50	53.0	187.93	1.0	3.05	8.0	328.44
08/18			15.0	9.67	6.0	9.00			117.0	167.57	65.0	181.32	5.0	2.99	2.0	320.00
08/25	2.0	9.75	8.0	9.75			9.0	9.00	97.0	170.11	77.0	182.86	3.0	2.95	8.0	333.13
09/01	46.0	9.95	25.0	10.00	14.0	9.57			67.0	174.21	52.0	185.12			20.0	338.50
09/08	32.0	10.88	25.0	11.00	8.0	9.50			63.0	175.91	53.0	191.02	2.0	3.10	13.0	345.77
09/15	5.0	11.00	8.0	11.00	15.0	9.72	8.0	9.50	71.0	181.30	64.0	193.88	3.0	3.10	4.0	350.00
09/22	3.0	11.00	10.0	11.00	2.0	9.50	19.0	10.00	81.0	182.78	78.0	198.97			13.0	355.15
09/29	15.0	11.37	7.0	11.00			10.0	10.00	79.0	181.13	65.0	199.00	2.0	3.20	6.0	357.50
10/06	30.0	12.00	10.0	11.63	4.0	10.00	15.0	10.00	84.0	183.70	74.0	199.95			6.0	370.00
10/13	17.0	12.25					8.0	10.00	93.0	181.65	108.0	196.82	3.0	3.25	16.0	370.50
10/20			5.0	12.25			7.0	10.00	83.0	182.50	74.0	194.92	4.0	3.25	15.0	371.00
10/27	16.0	11.75	8.0	12.00	15.0	9.00			112.0	182.01	78.0	193.61	4.0	3.20	8.0	372.50
11/03	2.0	11.00	10.0	10.50	19.0	8.50	10.0	8.50	78.0	177.26	91.0	190.76			13.0	371.35
11/10	10.0	10.50			35.0	9.06			115.0	182.24	105.0	191.59	1.0	3.20	15.0	366.73
11/17	10.0	11.00	10.0	11.00	10.0	9.25	10.0	9.25	60.0	182.99	86.0	197.06	3.0	3.20	8.0	383.44
11/24	10.0	11.00	7.0	11.00	6.0	9.17			39.0	188.45	53.0	198.98	3.0	3.20	13.0	395.77
12/01					37.0	9.42			86.0	189.70	74.0	199.20	3.0	3.25	12.0	393.17
12/08	28.0	12.00	26.0	12.00	26.0	10.12	10.0	10.00	103.0	187.57	86.0	199.17			13.0	395.00
12/15	18.0	12.50	10.0	13.25	32.0	10.74			94.0	191.26	114.0	204.81	3.0	3.25	4.0	393.75
12/22	5.0	13.25	10.0	13.50			12.0	12.00	69.0	200.77	46.0	215.60	1.0	3.40	9.0	413.06
12/29	10.0	14.00							55.0	204.04	35.0	226.29			2.0	420.00
2000	549	11.47	437	11.46	545	9.82	335	10.06	4,694	173.05	3,021	191.06	93	3.07	500	377.53
1999	609	15.47	300	14.34	481	12.57	391	12.81	3,986	141.10	1,918	154.71	88	2.49	396	303.69

True weighted average prices

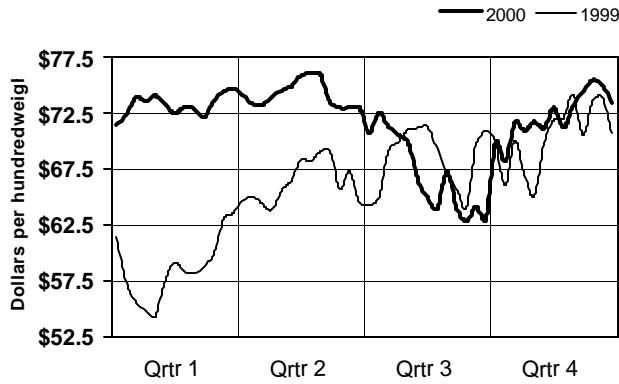
Cars = Railcars (120,000 pounds)

Beef By-Products

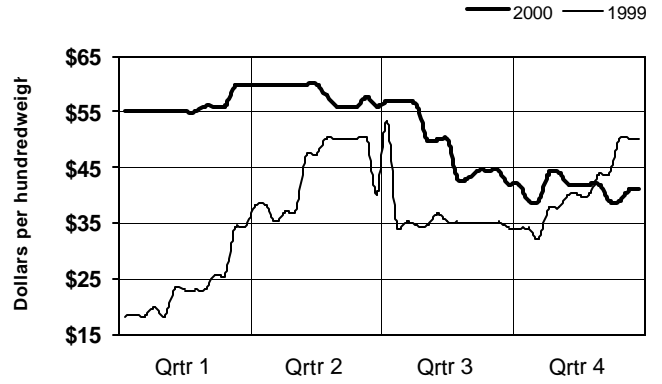
Beef Variety Meats

2000

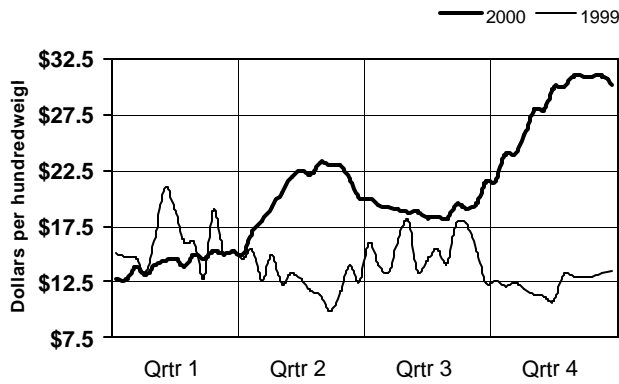
Cheek Meat, Trimmed



Head Meat

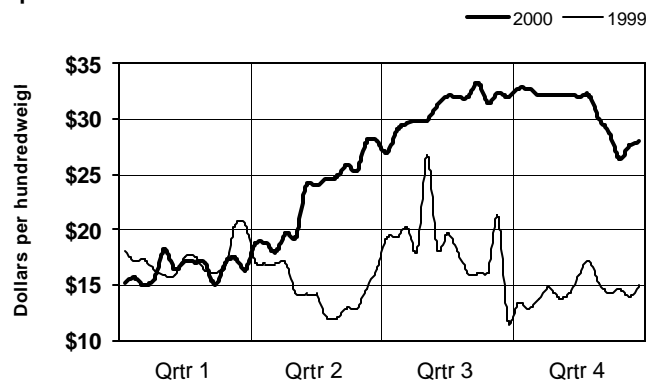


Regular Bone-out Hearts

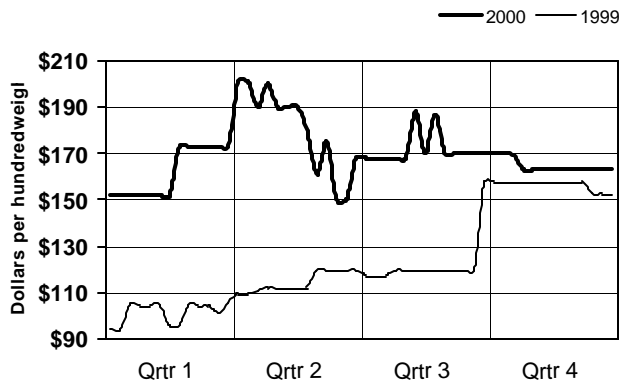


Selected Export Livers

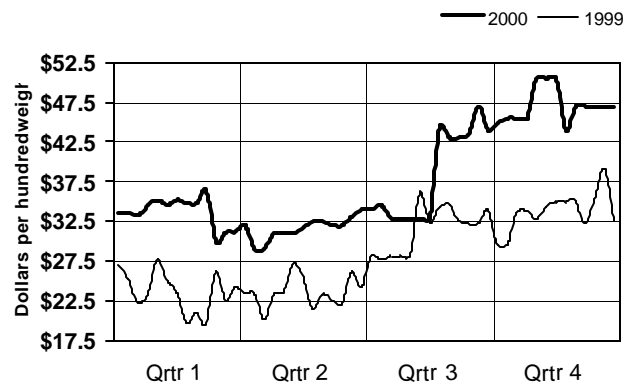
2 per box



Oxtails



Scalded Edible Tripe

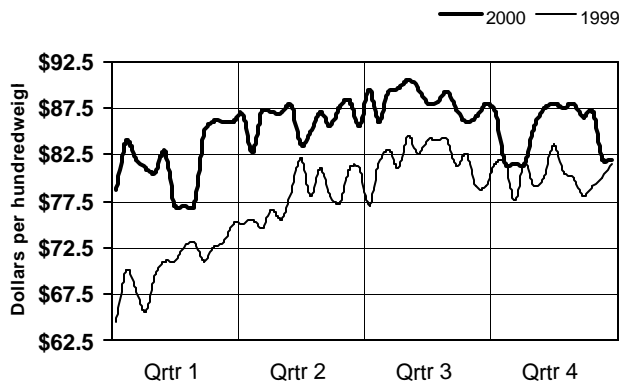


Beef By-Products

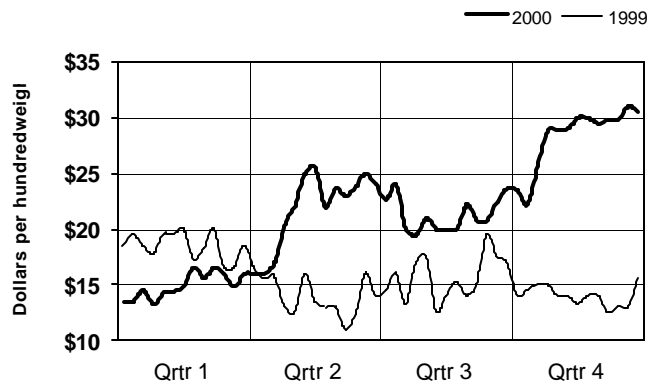
Cow Variety Meats

2000

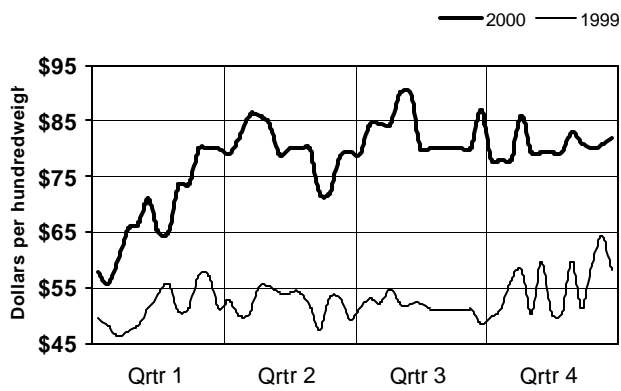
Cheek Meat



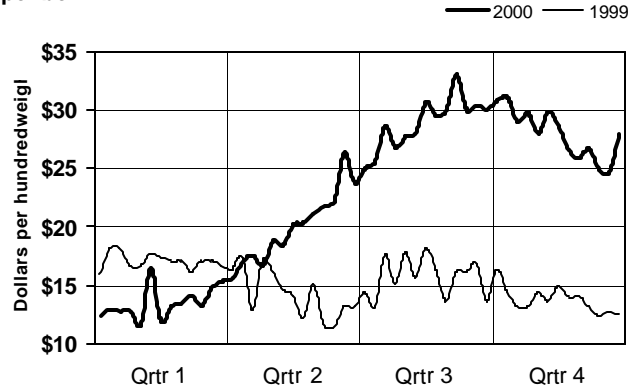
Regular Hearts



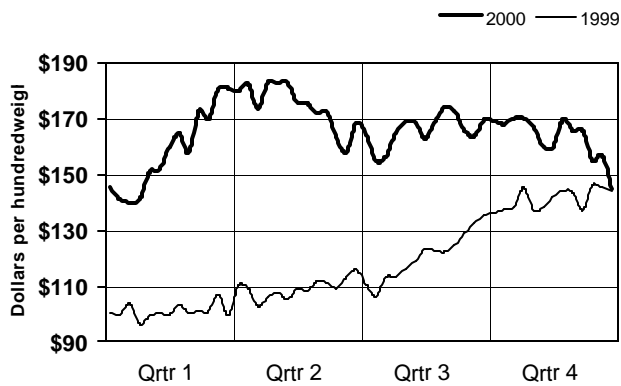
Lips Unscalded



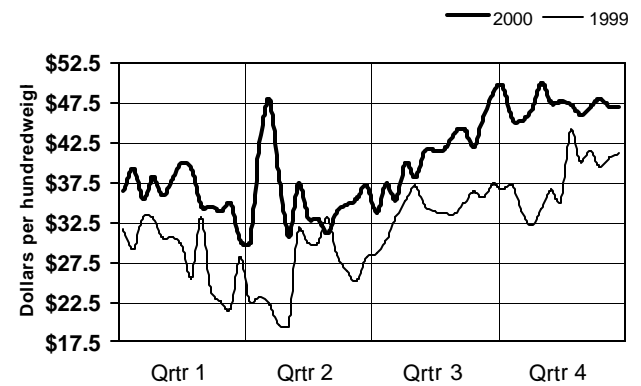
Regular Export Livers 2 per box



Regular Oxtails



Bleached Tripe

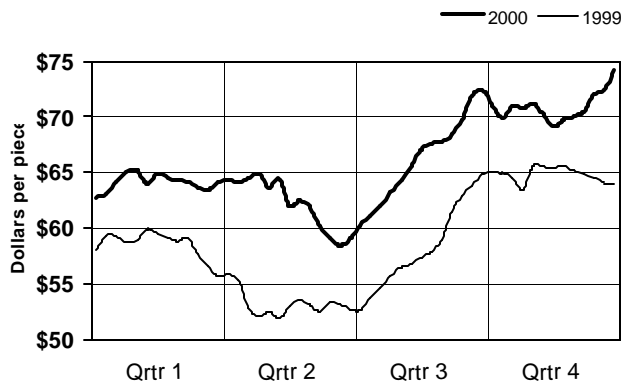


Beef By-Products

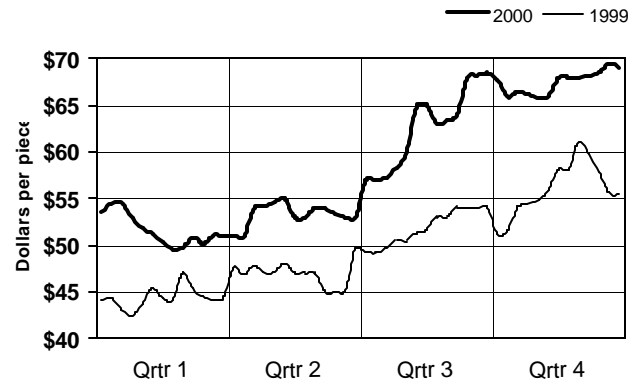
Major Packer Hides (cured and fleshed)

2000

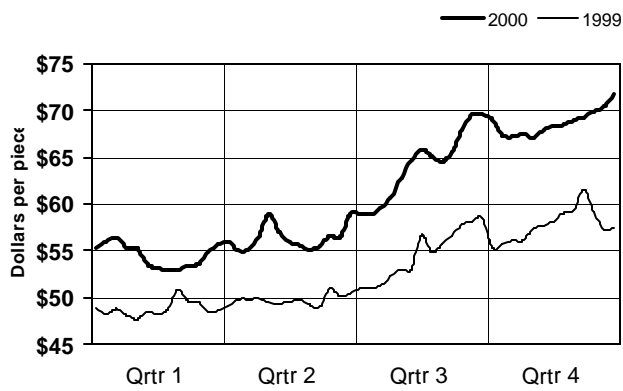
Heavy Native Steer



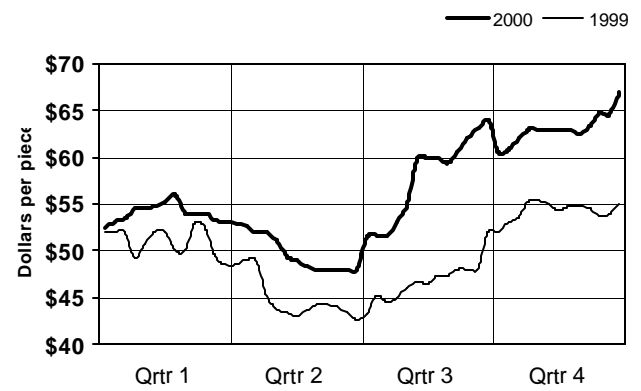
Colorado Branded Steer



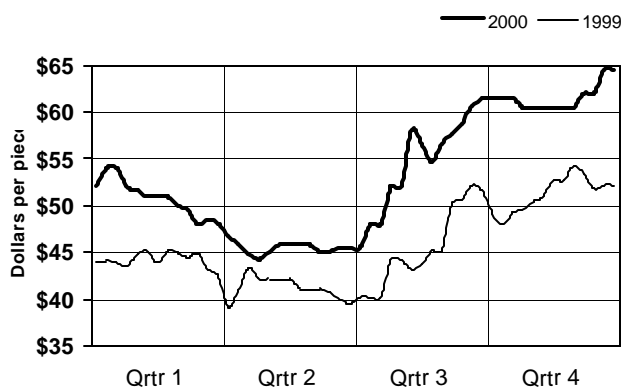
Butt Branded Steer



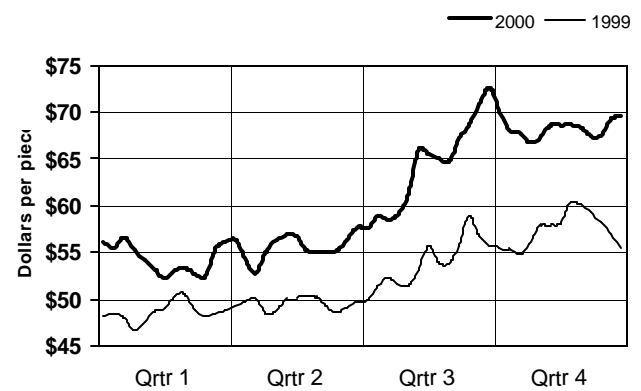
Heavy Native Heifer



Branded Heifer, River



Heavy Texas Steer



Beef Market Statistics Major Packer Hides

Major Packer Hides											
2000	Hvy Native Steer		Colorado Brnd Str		Butt Brnd Str		Hvy Native Heifer		Branded Heifer		Hvy Tx Str
	\$/Cwt	\$/Piece	\$/Cwt	\$/Piece	\$/Cwt	\$/Piece	\$/Cwt	\$/Piece	\$/Cwt	\$/Piece	\$/Piece
01/07	74.25	62.75	64.70	53.65	64.75	55.33	78.75	52.50			56.05
01/14	74.73	63.10	63.70	54.50	65.45	56.05	77.90	53.10	75.25	54.00	55.45
01/21	76.15	64.20	64.88	54.50	67.10	56.45	74.50	53.50	75.25	54.00	56.60
01/28	76.80	65.10	62.47	52.88	65.65	55.30	78.75	54.50	75.00	52.00	55.30
02/04	76.28	65.20	61.53	51.80	63.18	55.23	78.90	54.60	73.40	51.60	54.20
02/11	76.55	64.00	60.35	51.20	62.38	53.60	79.20	54.80	71.83	51.00	53.20
02/18	75.60	64.90	59.20	50.40	62.60	53.15	79.05	55.30	72.93	51.00	52.20
02/25	75.90	64.55	58.08	49.60	62.33	53.00	78.00	56.00	71.00	51.00	53.00
03/03	77.85	64.25	59.73	49.80	64.13	52.90	78.00	54.00	75.00	50.00	53.30
03/10	77.35	64.15	60.45	50.90	64.53	53.45	78.00	54.00	74.20	49.55	52.65
03/17	77.45	63.65	60.13	50.20	65.05	53.60			71.25	48.00	52.40
03/24	77.68	63.40	61.20	51.10	67.35	54.90	82.25	53.25	75.75	48.50	55.40
03/31	79.05	64.10	62.25	51.00	68.93	55.70	81.15	53.15	73.95	48.10	56.15
04/07	78.35	64.35			69.38	56.00	80.48	53.00	71.15	46.70	56.35
04/14	78.75	64.05			68.38	55.00	81.75	52.60	70.48	45.80	54.05
04/21	78.88	64.50	68.00	54.00	68.38	55.20	80.40	52.00	69.13	44.80	52.80
04/28	79.93	64.90	67.55	54.15	69.50	56.65	78.56	52.00	69.20	44.30	55.10
05/05	80.60	63.60	67.33	54.65	68.75	59.00	73.13	51.10	69.65	45.00	56.25
05/12	81.00	64.40	69.25	55.00	71.75	57.00	76.13	49.45	70.91	45.81	56.85
05/19	77.60	62.00	66.75	53.00	68.25	56.00	75.80	48.95			56.70
05/26	77.78	62.48	66.75	53.00	69.55	55.60	75.55	48.35			55.15
06/02	77.63	61.88	68.00	54.00	70.81	55.13	76.50	48.00			55.13
06/09	75.78	60.18	67.43	53.90	69.55	55.60			73.25	45.00	55.00
06/16	74.83	59.10	66.35	53.40	70.40	56.60	73.50	48.00	72.80	45.10	55.25
06/23	74.05	58.45	66.75	53.00	70.13	56.45	73.50	48.00	71.00	45.50	56.43
06/30	74.58	59.05			74.25	59.00					57.70
07/07	76.38	60.25	69.50	57.00	73.97	59.00	78.75	51.50			57.56
07/14	76.92	61.17	69.80	57.00	72.65	59.00	79.05	51.70	75.00	48.00	58.90
07/21	77.25	62.00	71.25	57.30	73.90	59.50	78.90	51.60	75.00	48.00	58.53
07/28	78.88	63.20	72.20	58.30	74.45	60.73	79.50	53.20	75.00	52.00	59.05
08/04	79.88	64.30	73.25	60.00	76.60	62.80	79.50	55.00	75.00	52.00	61.35
08/11	81.50	65.60	79.25	65.00	79.15	64.65	85.00	60.00	87.75	58.00	66.05
08/18	82.50	67.10	79.25	65.00	80.35	65.90	85.70	60.00	84.68	56.60	65.50
08/25	82.40	67.60	76.25	63.00	79.00	65.10	87.28	59.90	83.43	54.70	65.00
09/01	82.18	67.75	76.75	63.40	78.23	64.55	89.78	59.40	85.25	56.60	64.75
09/08	82.94	68.38	77.50	64.00	79.25	65.50	92.63	60.63	86.69	57.63	67.13
09/15	84.88	69.70	83.00	68.00	82.75	67.88	94.30	62.10	87.88	58.80	68.70
09/22	87.43	71.90	82.95	68.20	84.95	69.55	92.90	63.10	88.53	60.60	70.80
09/29	87.90	72.40	82.45	68.44	84.30	69.55	94.25	64.00	88.75	61.50	72.60
10/06	86.18	71.00	80.43	67.70	82.05	69.00	92.63	60.50			70.00
10/13	84.05	69.90	79.88	65.90	81.65	67.40	92.70	60.80			68.00
10/20	84.79	71.00	78.50	66.50	83.45	67.20	93.00	62.00			67.70
10/27	84.45	70.70	79.20	66.20	80.70	67.50	91.00	63.00	87.50	60.50	66.70
11/03	86.48	71.20	79.85	65.75	80.98	67.05	91.40	63.00	86.53	60.50	67.35
11/10	85.38	70.20	78.00	66.00	80.38	67.90	92.00	63.00	84.25	60.50	68.60
11/17	83.98	69.08	80.25	68.00	80.48	68.35					68.60
11/24	84.06	69.78	80.25	68.00	81.19	68.50					68.63
12/01	83.30	70.00	79.95	68.00	81.13	69.00	93.75	62.50			68.30
12/08	84.60	70.48	79.78	68.15	81.00	69.30	92.78	63.25	86.25	62.00	67.40
12/15	85.43	71.98	81.00	68.50	81.98	69.95	91.60	64.80	86.25	62.00	67.53
12/22	85.78	72.40	79.75	69.50	82.08	70.45	95.15	64.60	88.25	64.50	69.28
12/29	86.38	74.13	79.25	69.00	82.25	71.75	91.75	67.00	88.25	64.50	69.50
2000	80.17	65.88	71.24	58.92	73.67	60.95	83.41	56.20	77.54	52.51	60.61
1999	72.44	58.60	60.56	49.63	64.40	52.69	73.93	49.27	67.57	45.65	52.16

Simple average prices

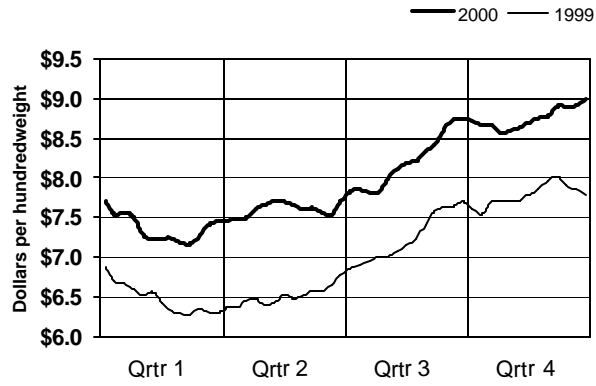
Cwt = per hundredweight conventional; Piece = per piece cured & fleshed

Beef By-Products

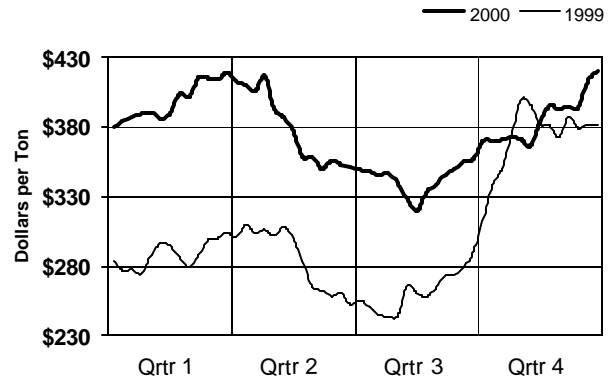
Drop Value, Tallows, and Proteins

2000

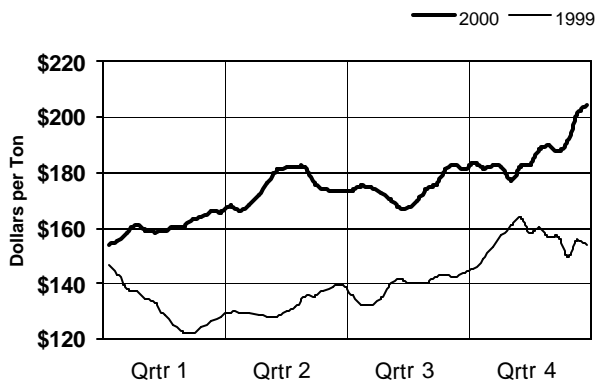
Beef Drop Value



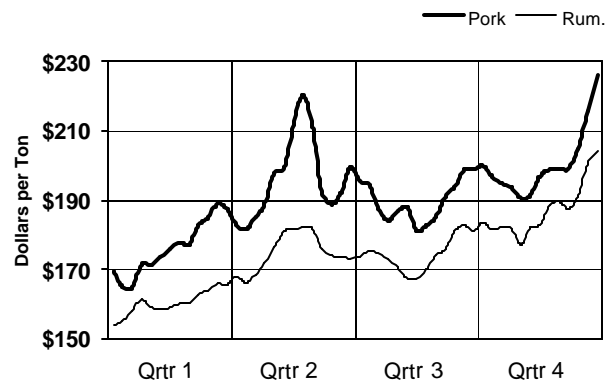
Central Blood Meal



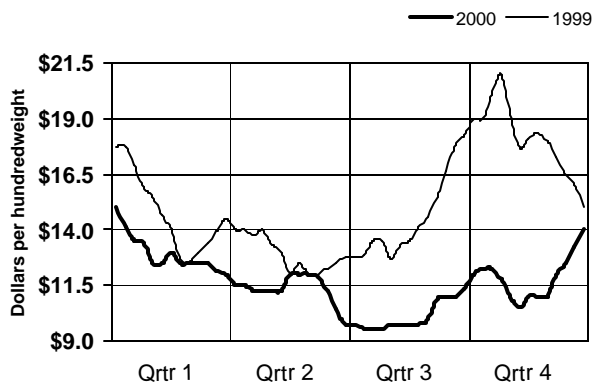
Central Ruminant Meat & Bone Meal



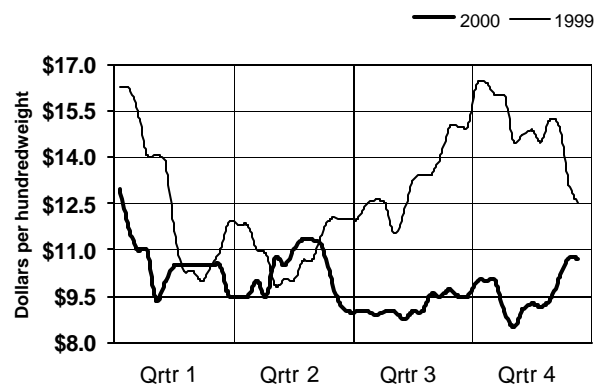
Pork vs Ruminant Source MBM



Chicago Edible Tallow



Chicago Packer Tallow



Pork Market Statistics

Pork Carcass Cut-Out, Primal Values, & Load Counts

2000	Pork Composite Primal Values							Pork Cuts Load Count Breakdown							
Week Ending	185 lb. Carc. 51-52% lean .80-.99" backfat @ last rib							Total Lds	Loin	Butt	Picnic*	Rib	Ham	Belly	Trim
	Carcass	Loin	Butt	Picnic	Rib	Ham	Belly								
01/07	56.54	74.56	44.94	32.64	102.98	47.27	74.57	526.5	125.0	88.0	47.5	4.0	145.5	36.5	80.0
01/14	58.76	76.04	46.82	32.43	103.94	46.05	86.46	503.4	90.9	44.5	35.5	5.0	188.5	45.0	94.0
01/21	57.08	72.08	45.00	31.95	107.61	44.52	85.10	554.6	142.9	64.5	24.8	2.0	168.5	45.5	106.5
01/28	58.23	75.22	48.30	30.94	113.60	44.53	84.37	489.3	94.3	48.0	27.5	11.0	158.0	58.5	92.0
02/04	60.00	81.02	54.94	29.58	118.05	44.19	82.27	469.4	101.4	29.5	18.5	5.0	157.5	60.0	97.5
02/11	61.64	83.30	57.21	32.33	120.56	43.84	85.15	519.6	95.9	66.0	21.3	6.5	205.0	29.0	96.0
02/18	62.05	84.72	56.67	34.21	125.39	43.29	84.08	453.3	76.0	52.5	19.3	10.0	154.5	57.0	84.0
02/25	62.02	84.95	52.00	32.29	128.86	44.73	84.12	488.8	112.8	65.0	31.0	10.0	147.0	44.5	78.5
03/03	61.37	81.00	52.92	32.97	133.50	44.06	84.81	527.6	135.1	51.0	21.0	6.5	172.5	42.5	99.0
03/10	62.02	81.43	58.81	33.04	139.04	42.60	85.20	467.6	95.6	37.5	34.0	5.0	166.5	34.0	95.0
03/17	63.80	85.16	56.02	33.45	135.51	46.89	86.00	405.6	76.9	61.0	33.8	12.5	123.0	31.0	67.5
03/24	64.98	85.44	56.99	34.85	137.80	48.91	87.56	415.0	108.0	45.5	35.5	9.0	138.5	17.0	61.5
03/31	65.93	88.42	60.59	36.50	138.22	45.56	89.77	392.1	50.1	28.5	39.0	7.5	171.5	31.5	64.0
04/07	67.31	92.10	59.69	36.20	140.07	46.17	91.80	426.3	96.5	57.5	29.8	8.0	135.5	21.0	78.0
04/14	69.47	100.93	66.03	34.99	135.83	44.82	91.03	474.0	90.0	32.0	36.0	13.0	190.5	37.0	75.5
04/21	68.43	94.64	69.12	36.19	136.21	44.28	92.95	432.4	117.9	53.5	35.0	11.0	137.0	25.0	53.0
04/28	70.45	95.53	69.47	40.38	134.03	45.88	98.86	425.1	108.1	37.0	43.5	10.0	123.0	47.0	56.5
05/05	70.89	93.51	64.22	45.94	136.79	47.66	100.01	422.3	137.3	68.5	26.0	6.0	113.5	27.0	44.0
05/12	68.82	89.51	60.40	41.23	137.32	49.03	97.11	424.4	103.4	52.5	37.0	15.0	97.0	55.0	64.5
05/19	68.26	86.49	65.91	37.82	138.04	50.03	96.30	431.8	125.3	44.5	52.0	10.0	65.5	75.5	59.0
05/26	66.96	84.90	64.72	39.18	132.20	49.36	93.31	322.3	84.3	45.5	15.5	12.0	96.0	22.5	46.5
06/02	67.52	89.40	60.94	41.84	122.40	49.48	92.59	328.5	59.4	39.5	19.1	10.0	97.5	42.0	61.0
06/09	69.01	94.13	60.60	41.94	120.46	49.51	94.98	358.3	67.8	58.5	19.0	11.0	85.0	47.5	69.5
06/16	68.39	97.65	65.90	37.08	125.28	48.10	86.67	339.3	50.3	44.0	27.5	6.0	93.5	49.0	69.0
06/23	71.22	100.94	77.05	35.83	129.83	49.53	90.03	396.0	80.8	31.5	73.8	8.0	107.5	31.5	63.0
06/30	71.64	102.60	81.00	36.90	125.25	50.74	85.59	327.5	64.3	23.0	19.8	10.0	107.5	42.0	61.0
07/07	71.80	101.96	79.09	38.18	111.37	50.70	91.35	438.9	79.9	88.0	30.0	27.5	95.5	44.0	74.0
07/14	71.85	100.86	73.81	37.66	104.93	55.87	90.72	470.0	105.8	73.0	41.3	31.5	105.0	45.0	68.5
07/21	69.90	100.52	67.37	37.89	99.95	55.91	84.43	478.0	131.5	101.0	42.5	25.5	70.0	56.5	51.0
07/28	68.24	97.59	60.13	37.13	101.76	53.12	87.62	511.9	118.6	113.5	40.3	21.5	74.5	50.0	93.5
08/04	69.48	95.60	63.35	37.32	103.22	56.43	91.01	441.3	128.6	33.5	28.1	19.5	86.5	58.0	87.0
08/11	69.25	94.49	62.29	37.20	107.42	58.26	88.59	475.3	94.5	45.0	46.0	21.8	102.0	48.0	118.0
08/18	64.40	91.68	55.48	35.92	118.24	53.35	73.36	488.5	91.8	74.5	21.3	10.5	137.0	67.5	86.0
08/25	63.75	88.60	59.39	36.74	124.03	56.91	63.86	431.1	118.8	31.5	25.9	3.5	113.0	55.5	83.0
09/01	61.57	90.02	56.27	36.08	121.33	55.05	54.50	404.4	65.9	62.0	15.5	8.0	115.5	61.0	76.5
09/08	63.07	90.21	52.99	36.41	112.04	57.36	64.49	394.3	79.3	48.0	28.0	12.0	99.0	55.0	73.0
09/15	62.23	90.53	54.39	36.50	108.64	55.63	61.26	374.3	61.5	47.0	37.3	15.0	74.0	49.0	90.5
09/22	62.78	91.05	58.68	35.76	108.58	60.31	54.20	351.3	47.9	26.0	30.4	7.0	90.5	69.5	80.0
09/29	64.81	90.58	54.14	35.81	110.12	59.55	70.90	395.4	76.3	68.5	21.1	2.5	95.5	49.0	82.5
10/06	64.30	91.49	52.36	36.49	114.47	57.89	68.03	386.4	66.4	66.5	18.5	13.0	100.5	55.0	66.5
10/13	61.89	93.64	55.55	37.49	116.40	54.51	51.77	406.8	55.0	28.0	45.3	6.0	107.5	76.5	88.5
10/20	61.95	92.91	55.36	38.07	118.34	54.49	52.52	437.6	105.1	50.0	27.0	8.5	121.5	54.0	71.5
10/27	61.45	91.68	50.57	37.55	118.34	54.41	54.65	446.3	88.8	74.0	24.5	7.0	112.5	75.0	64.5
11/03	57.22	82.81	47.40	34.67	118.43	51.40	51.20	542.1	130.4	80.0	54.8	7.5	117.0	83.0	69.5
11/10	55.32	79.20	46.97	34.03	118.05	46.69	53.43	510.3	136.4	69.0	37.9	8.0	120.0	57.0	82.0
11/17	56.52	79.31	50.44	35.31	118.82	49.75	52.84	395.4	53.3	55.0	41.6	11.0	102.5	59.0	73.0
11/24	56.88	80.87	48.80	34.87	117.85	51.34	51.83	388.5	70.0	50.0	19.5	7.0	121.0	55.0	66.0
12/01	57.81	79.05	46.77	35.15	116.50	57.82	52.10	506.5	112.0	92.0	28.0	6.5	107.0	93.0	68.0
12/08	59.41	78.34	52.38	38.44	115.92	58.87	55.98	411.1	80.0	64.0	27.1	3.5	115.0	68.0	53.5
12/15	61.89	86.98	64.27	38.35	118.24	51.90	60.26	378.4	41.1	33.5	22.8	6.5	144.0	58.5	72.0
12/22	59.84	89.18	64.14	37.31	118.82	42.88	59.59	348.4	54.9	28.0	19.5	1.0	125.0	51.0	69.0
12/29	59.45	89.81	60.70	34.22	119.78	43.07	59.52	364.3	44.8	51.5	35.0	4.5	123.0	57.0	48.5
2000	64.07	88.94	58.78	36.18	120.36	50.26	77.12	22,497	4,728	2,822	1,631	520	6,320	2,604	3,872
1999	53.47	75.59	52.22	28.95	105.82	43.80	57.40	23,198	4,532	2,772	1,137	362	7,120	2,427	4,850

Simple average values

* Picnic includes boneless picnic meat

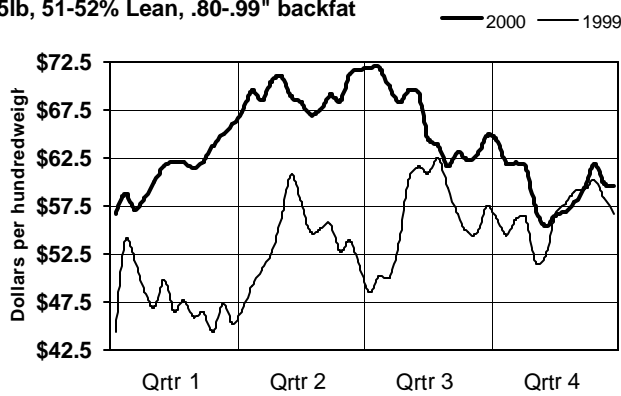
Fresh Pork Cuts

Pork Carcass Cut-Out and Primal Value Comparisons

2000

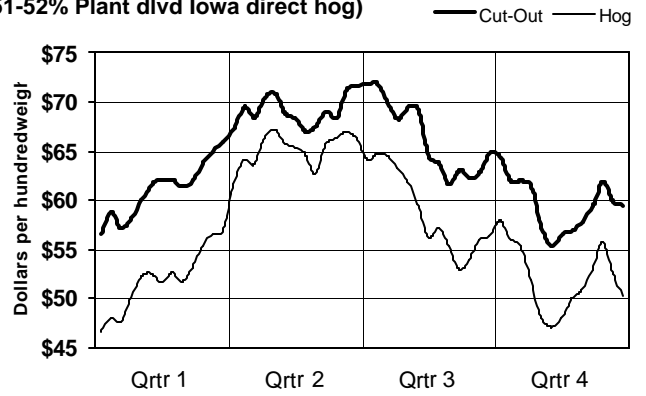
Pork Carcass Cut-Out

185lb, 51-52% Lean, .80-.99" backfat

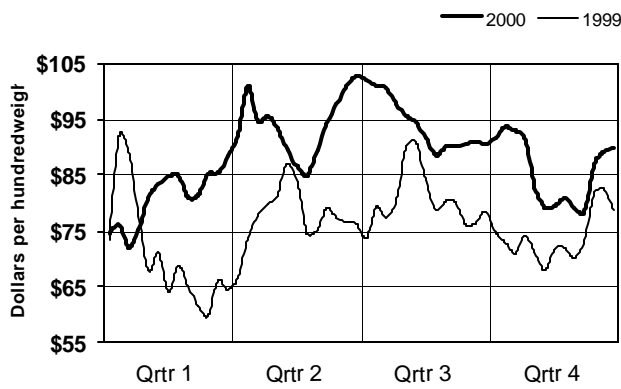


Cut-Out vs. Carcass Basis Hog

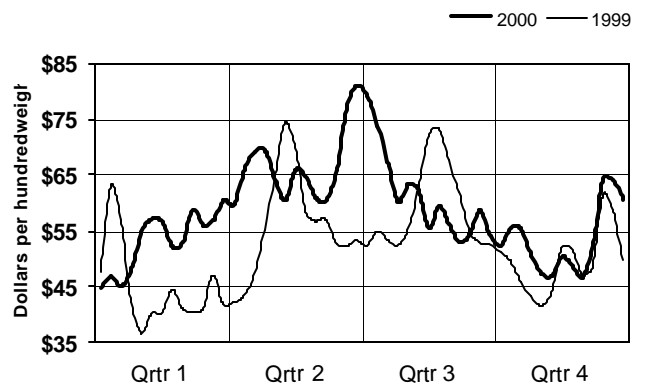
(51-52% Plant dlvd Iowa direct hog)



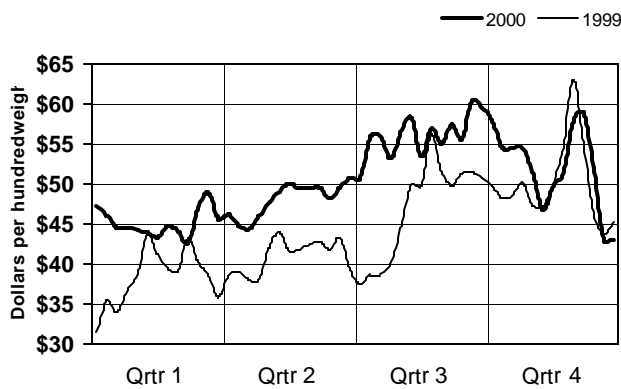
Primal Loin Value



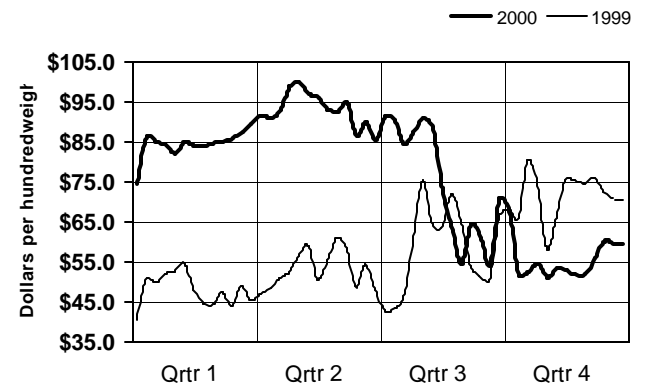
Primal Butt Value



Primal Ham Value



Primal Belly Value



Pork Market Statistics

Retail Pork Cuts

2000	Fresh Retail Pork Cuts													
Week Ending	13-19# Trimmed Loins				Bnls Center Cut Loins 1/4" trim				4-9# Trimmed Butts				Sparerib 3.8#/dn	
	Lds	1/4" trim	Lds	1/8" trim	Lds	Strap-on	Lds	Strap-off	Lds	1/4"	Lds	1/4" Nk-off	Lds	Price
01/07	46.5	98.55	15.5	103.87	20.0	160.05	11.5	174.96	71.0	57.06	12.0	63.67	1.0	114.00
01/14	37.0	101.76	17.0	106.76	8.5	160.00	7.5	177.53	36.0	58.40	5.5	68.27	2.0	114.75
01/21	49.0	95.86	31.0	103.42	19.5	146.69	9.0	167.11	39.5	56.68	12.5	64.00	2.0	118.00
01/28	23.5	100.02	21.5	104.65	7.0	153.21	12.0	173.33	39.5	61.54	2.0	63.00	2.5	125.40
02/04	28.0	107.71	26.0	113.12	9.0	170.44	7.5	182.93	24.5	70.57	5.0	77.00	3.0	129.33
02/11	15.5	108.89	25.0	116.84	7.5	172.33	23.0	190.63	46.5	72.23	8.5	82.06	1.0	133.00
02/18	24.0	112.90	7.0	116.71	6.0	171.58	11.5	182.61	37.0	71.45	9.5	77.53	2.0	136.50
02/25	31.5	112.52	27.0	114.41	6.5	177.85	18.0	194.64	49.5	65.87	6.0	74.00	4.0	139.75
03/03	36.0	104.83	34.0	108.90	23.0	163.24	8.0	178.63	33.0	66.55	11.5	73.74	1.0	148.00
03/10	30.5	107.34	15.0	111.20	8.5	174.71	9.5	179.21	26.5	75.08	5.0	80.60	2.0	151.50
03/17	14.5	111.90	24.0	115.21	6.5	180.00	7.0	190.07	43.5	71.11	7.5	77.53	5.0	142.00
03/24	38.0	110.45	17.5	114.37	12.5	172.56	11.5	189.52	34.0	71.76	5.5	76.73	5.0	148.50
03/31	18.0	116.28	6.0	122.00	4.5	178.78	2.5	194.20	20.0	77.80	7.0	81.71	4.0	141.63
04/07	27.5	120.95	19.0	124.58	12.0	182.17	11.0	193.91	50.0	75.21	2.0	77.00	2.5	152.00
04/14	30.0	135.45	25.0	136.84	2.0	205.75	8.5	218.12	19.0	83.84	7.5	88.00	10.0	146.55
04/21	34.5	125.51	21.5	128.84	15.5	188.84	11.0	206.18	27.5	87.76	10.0	93.90	2.5	148.00
04/28	25.5	125.73	31.5	131.00	9.0	188.83	10.5	205.62	29.0	87.78			6.5	142.15
05/05	41.0	120.88	21.5	125.74	10.5	179.24	18.5	198.51	48.5	78.90	10.0	86.70	2.5	148.80
05/12	27.5	117.02	21.5	121.79	14.0	159.00	11.5	184.91	38.0	75.00	9.5	79.74	10.0	146.30
05/19	33.5	113.07	25.5	116.71	10.5	160.71	13.0	177.73	29.0	83.40	4.0	94.00	6.0	148.92
05/26	27.5	108.45	22.5	113.93	4.0	160.00	11.0	173.32	36.0	82.46	6.5	87.62	9.0	144.06
06/02	21.0	116.10	10.0	117.90	10.0	159.85	3.0	178.33	34.5	77.42			6.0	132.42
06/09	18.0	125.33	10.0	126.90	6.0	176.08	9.0	187.00	41.5	76.43	5.0	80.20	5.0	131.70
06/16	5.0	135.00	7.0	140.86	11.5	183.70	8.0	195.88	36.5	81.43			4.0	139.00
06/23	21.5	134.30	28.5	137.77	4.0	200.25	10.5	208.90	18.5	99.68	4.0	106.00	4.5	141.44
06/30	18.5	136.32	20.0	138.90	11.0	202.36	2.0	217.00	16.5	105.15	6.5	111.08	5.0	133.40
07/07	26.5	133.77	12.0	139.67	4.5	205.00	9.0	219.06	45.5	100.40	35.5	104.42	13.5	122.48
07/14	36.0	132.60	18.5	137.08	7.5	195.40	20.0	211.25	44.5	94.20	19.5	99.03	19.0	116.08
07/21	26.0	133.87	32.0	136.36	28.0	192.44	25.5	207.29	55.5	84.27	39.0	91.91	13.5	110.81
07/28	39.0	126.55	27.0	132.30	19.5	178.62	19.5	195.97	89.5	74.11	17.0	83.24	13.5	112.19
08/04	47.0	124.07	22.0	127.36	19.5	176.49	20.5	189.49	24.5	78.57	6.0	89.67	12.0	113.29
08/11	21.0	124.12	22.0	130.41	9.5	173.63	12.0	192.88	34.0	77.57	1.0	89.00	5.5	117.45
08/18	36.5	120.92	20.5	123.80	7.5	169.73	7.5	180.87	64.5	70.36	4.0	75.00	3.0	127.00
08/25	42.0	114.39	15.0	122.67	19.0	155.00	16.0	173.59	23.5	75.19			0.5	137.00
09/01	16.5	117.58	14.5	122.28	10.0	169.65	6.5	177.00	39.5	69.81	11.0	76.45	2.0	131.75
09/08	9.5	119.00	20.5	123.00	7.5	170.60	13.5	183.37	35.0	66.86	5.0	74.20	5.5	119.27
09/15	17.5	118.06	5.5	123.09	8.0	175.88	3.5	186.57	40.5	70.05	5.0	74.40	3.0	119.17
09/22	15.0	120.60	6.0	126.67	5.0	177.20	4.5	182.22	21.0	75.62			1.0	120.00
09/29	26.0	118.00	15.0	122.73	3.5	184.00	5.5	188.27	54.0	67.47	11.5	73.39		
10/06	12.0	117.38	16.5	124.76	15.0	179.63	6.5	189.54	60.0	66.02	1.5	73.00	4.5	126.22
10/13	10.0	120.85	5.5	126.91	17.0	182.38	4.0	200.25	28.0	69.21				
10/20	42.0	121.77	19.0	126.68	12.0	184.50	16.5	195.00	31.0	69.15	12.0	77.50	0.5	130.00
10/27	22.0	117.25	15.0	127.63	12.0	182.88	13.0	196.77	67.5	63.96	5.0	73.20	1.0	129.50
11/03	50.5	106.50	11.5	116.04	23.0	158.37	26.0	176.10	66.0	60.42	10.0	67.70	0.5	130.00
11/10	45.0	102.08	24.0	112.08	15.0	149.43	19.5	168.00	53.0	60.21	9.5	64.84	1.5	128.67
11/17	17.5	103.40	12.0	107.33	6.0	152.50	4.5	164.33	50.0	64.94	2.0	68.00	1.5	130.00
11/24	23.0	105.50	10.5	110.76	1.5	164.00	13.0	171.00	43.0	62.77	4.0	73.00		
12/01	22.5	100.64	16.5	110.76	12.5	145.92	13.5	173.37	85.0	58.77	4.0	68.00	2.0	127.75
12/08	29.0	103.50	11.0	109.91	5.0	146.40	4.0	159.25	55.0	65.40	9.0	70.44		
12/15	14.0	116.71	6.5	121.23			5.5	183.27	31.5	81.48	2.0	90.00	0.5	130.00
12/22	18.5	117.14	6.0	125.50	0.5	189.00	8.5	188.65	21.0	82.43	2.0	85.00		
12/29	12.5	116.48	10.0	125.00	5.5	186.09	6.0	196.17	44.0	77.33	2.0	80.00	1.0	131.00
2000	1,400.0	115.29	924.5	121.53	533.0	172.11	570.0	188.46	2,131.5	72.13	380.0	83.05	213.0	129.49
1999	1,131.0	99.01	1,230.5	105.23	364.0	160.56	592.5	180.92	1,949.0	64.55	520.5	73.20	241.5	116.93

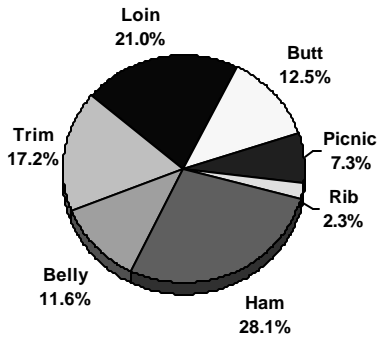
True weighted average prices, vacuum packaged basis

Fresh Pork Cuts

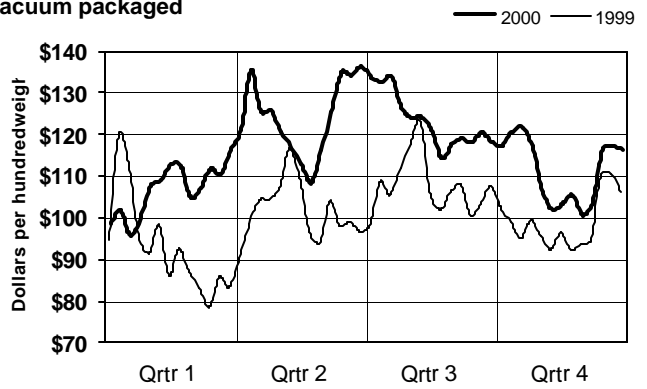
Primal Loads and Retail Cuts

2000

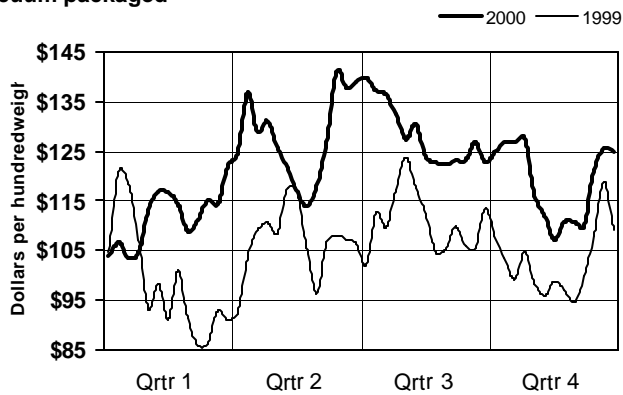
Loads by Primal
Breakdown by 2000



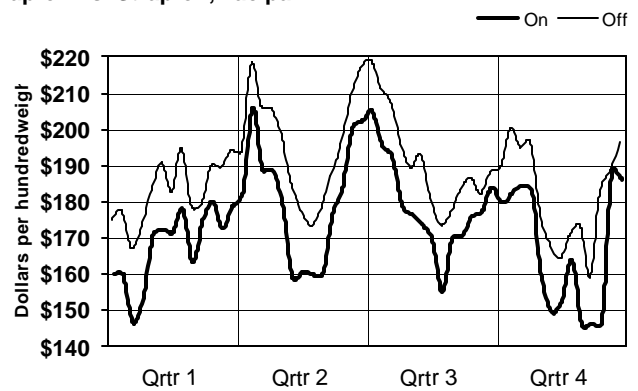
13-19# 1/4" Trmd Loins
vacuum packaged



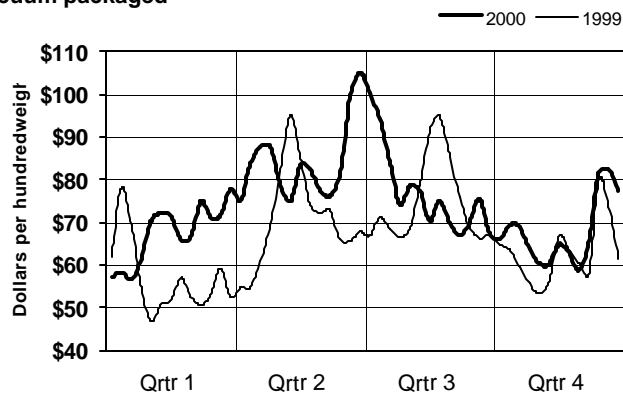
13-19# 1/8" Trmd Loins
vacuum packaged



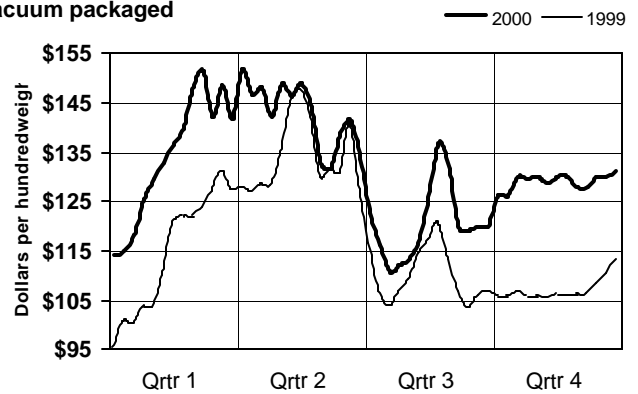
Bnls Center-Cut 1/4" Loin
Strap-off vs. Strap-on, vac pak



4-9# 1/4" Trmd Butts
vacuum packaged



3.8#/dn Spareribs, 3/Bag
vacuum packaged



Pork Market Statistics Processing Pork Cuts - Ham

2000 Processing Pork Cuts - Ham												
Week Ending	Ham, Bone-in, Trimmed, Trim Spec 1						Ham, Bnls 94-96% Lean				72% Frsh Ham Trim	
	Lds - 17-20# - \$	Lds - 20-23# - \$	Lds - 23-27# - \$	Lds - 23-27# - \$	Lds - 23-27# - \$	Lds - 23-27# - \$	Lds - 4 Muscle - \$	Lds - 5 Muscle - \$	Lds - 5 Muscle - \$	Lds - 5 Muscle - \$	Lds	Price
01/07	9.0	51.33	69.5	48.07	45.0	45.73	15.0	117.80	4.0	115.50	2.0	39.50
01/14	17.0	52.21	110.0	47.28	41.5	46.25	7.0	111.43	3.0	111.33	5.0	36.60
01/21	14.5	51.83	83.0	46.86	52.0	44.63	7.0	108.57	2.0	110.00	7.0	31.64
01/28	8.0	54.94	69.0	47.51	49.0	46.07	14.0	107.64	6.0	105.50	11.0	34.32
02/04	6.0	57.67	81.5	46.37	47.0	46.80	5.0	105.40	8.0	103.00	7.0	32.29
02/11	26.0	52.92	89.0	45.20	56.0	44.78	14.0	101.00	15.0	101.93	3.0	38.67
02/18	15.5	53.26	66.0	45.72	52.5	43.70	3.0	98.00	8.0	98.75	9.5	38.79
02/25	12.5	55.40	68.5	48.30	47.0	46.07	5.0	104.00	9.0	102.00	4.0	38.50
03/03	15.0	56.27	94.0	48.05	48.5	43.42	4.0	99.00	2.0	98.00	5.0	39.90
03/10	17.5	56.91	67.5	46.35	59.5	42.98	13.0	99.92	6.0	98.67	1.0	38.00
03/17	15.5	60.03	51.0	51.74	39.5	48.48	1.0	110.00	8.0	107.00	2.0	41.25
03/24	13.5	61.70	75.0	52.58	40.0	50.54			5.0	106.60	2.0	42.00
03/31	15.0	60.15	79.5	47.58	63.0	46.36	9.0	100.00			1.0	46.00
04/07	11.5	56.35	71.0	49.62	46.0	48.10					1.0	49.00
04/14	16.0	55.72	102.0	48.37	61.5	45.52	7.0	97.00	1.0	95.00	2.0	45.50
04/21	11.0	54.55	63.5	47.23	57.5	46.11			1.0	99.00	2.0	48.50
04/28	7.5	54.00	66.5	48.94	37.0	48.14			10.0	99.00		
05/05	16.0	53.94	57.5	50.86	37.0	50.40			3.0	97.67		
05/12	12.0	54.92	34.5	54.14	32.5	53.03	5.0	104.10	7.0	101.43	3.0	54.50
05/19	5.5	57.09	27.0	55.74	28.0	53.02	1.0	109.00	2.0	106.50	2.0	50.50
05/26	5.0	56.50	50.0	51.82	31.0	51.58	5.0	102.50	2.0	103.00	3.0	51.50
06/02	6.5	56.46	32.0	53.77	40.0	52.63	8.0	104.06	8.0	105.19	3.0	59.83
06/09	9.5	59.18	36.0	54.57	32.5	53.74			5.0	104.20	2.0	55.75
06/16	7.0	57.43	21.5	53.84	50.5	52.44	7.0	105.57	2.0	101.00	5.5	50.45
06/23	4.5	58.89	53.0	54.36	37.0	53.97	12.0	104.83	1.0	107.00		
06/30	7.0	59.21	42.5	54.94	31.0	54.08	19.0	106.11	4.0	104.50		
07/07	10.0	59.55	40.5	56.70	21.0	56.36	17.0	107.18	5.0	110.80	2.0	54.50
07/14	15.5	62.06	51.5	61.45	23.0	62.04	11.0	119.36	2.0	123.00	2.0	53.50
07/21	5.0	62.20	16.0	62.06	23.0	60.83	15.0	119.00	5.0	117.00	6.0	51.33
07/28	7.5	65.93	35.5	59.61	28.5	58.74			2.0	116.50	1.0	47.00
08/04	10.0	64.00	36.0	62.36	33.5	62.70	1.0	131.00	5.0	122.90		
08/11	14.0	62.61	29.5	61.69	55.0	60.52			1.5	124.00	1.0	47.00
08/18	12.5	61.20	44.0	56.80	67.0	55.29	2.0	112.50	9.5	110.00	2.0	47.50
08/25	14.5	64.69	28.5	61.35	60.0	61.12			1.0	120.00	8.0	48.00
09/01	11.5	65.43	33.0	60.22	65.0	56.97	4.0	114.00	1.0	114.00		
09/08	12.5	64.36	50.5	61.74	35.0	59.63			1.0	123.00		
09/15	14.0	64.71	31.0	60.68	26.0	56.52					3.0	42.50
09/22	10.5	70.00	38.0	66.55	37.0	62.86			1.0	120.00	2.0	43.75
09/29	6.0	72.67	44.5	66.70	44.0	59.66					1.0	43.50
10/06	4.0	71.25	43.5	64.44	45.0	56.76			6.0	123.25	2.0	45.50
10/13	15.0	60.67	26.0	60.65	48.5	56.06	8.0	121.25	6.0	118.83	4.0	46.50
10/20	10.5	61.67	49.0	58.87	58.0	55.24	1.0	122.00	2.0	118.00	1.0	45.50
10/27	9.0	66.89	42.0	59.19	43.5	54.70			16.0	117.56	2.0	44.00
11/03	15.0	70.37	37.5	56.88	49.5	50.38			9.0	112.00	6.0	41.67
11/10	17.5	70.94	34.0	52.62	53.5	44.99			9.0	103.00	5.0	37.90
11/17	14.5	72.24	35.0	57.86	49.0	51.15			3.0	108.00		
11/24	13.0	73.15	55.5	59.10	50.5	48.80					1.0	35.00
12/01	11.0	77.73	26.0	71.12	59.5	57.64			7.5	126.33		
12/08	9.0	75.22	49.0	70.13	46.0	56.47	4.0	115.25	3.0	121.33	4.0	41.00
12/15	12.5	65.24	67.0	56.80	56.5	51.86			3.0	106.00	5.0	41.20
12/22	15.0	49.20	53.0	44.51	47.0	40.59			7.0	89.71	3.0	41.67
12/29	13.0	49.00	57.0	45.39	50.0	42.17			2.0	98.00	1.0	35.00
2000	606.5	60.41	2,713.5	53.03	2,336.5	51.33	224.0	108.15	229.5	108.08	145.0	42.56
1999	1,043.5	51.14	2,611.0	46.35	2,513.0	43.50	393.5	102.34	218.0	100.21	190.0	34.47

True weighted average prices

Pork Market Statistics

Processing Pork Cuts - Bellies & Trimmings

2000	Processing Pork Cuts - Belly						Fresh Pork Trimmings									
Week Ending	Belly, Seedless, Skin-on Trimmed						42%		72%		Bnls Picnic		Jowl		Fat w/ trace lean	
	Lds	-12-14#- \$	Lds	-14-16#- \$	Lds	-16-18#- \$	Lds	Price	Lds	Price	Lds	Price	Lds	Price	Lds	Price
01/07	12.5	72.44	13.0	77.54	5.0	71.10	19.0	20.82	46.0	40.09	18.0	41.42	6.0	18.75	2.0	17.00
01/14	4.0	86.63	23.0	89.70	13.0	84.23	27.0	25.00	47.0	37.68	13.0	41.62	2.0	21.50	4.0	18.75
01/21	9.0	83.22	15.0	86.93	15.0	84.17	24.0	23.54	75.5	33.17	7.0	39.07	3.0	21.50	1.0	15.00
01/28	4.0	80.50	18.0	85.75	16.0	81.84	28.0	22.98	57.0	34.12	11.0	39.41	2.0	21.50	1.0	18.00
02/04	11.0	81.45	20.0	83.30	18.0	80.33	26.0	21.50	61.5	33.93	10.0	38.70	1.0	21.50	2.0	16.00
02/11	9.0	84.56	8.0	87.00	6.0	85.42	26.0	23.36	57.5	41.03	10.0	42.65	3.5	21.79	2.0	16.25
02/18	10.0	80.40	15.0	86.27	25.0	80.54	23.5	22.24	53.5	40.41	6.0	46.17			2.0	16.50
02/25	4.0	81.63	12.0	86.67	26.0	83.48	16.0	24.92	55.5	38.60	15.0	42.03	2.0	24.00	2.0	16.50
03/03	4.0	82.25	15.0	87.67	13.0	83.42	15.0	31.93	64.0	40.01	9.0	43.00	1.0	27.50	2.0	20.50
03/10	5.0	84.00	25.0	86.50	4.0	83.63	26.5	27.10	49.0	39.41	9.0	42.61	1.0	25.50	2.5	21.00
03/17	4.0	86.00	19.0	88.50	6.0	85.58	7.0	29.93	37.5	42.62	19.5	44.36	3.0	27.50	5.0	19.60
03/24	4.0	86.00	11.0	89.73			16.5	33.23	31.0	45.53	34.0	46.85	2.0	30.50	4.0	22.25
03/31	8.0	88.00	10.0	92.80	8.0	89.88	10.5	40.74	31.5	48.04	19.5	50.06	1.0	34.50	5.0	25.20
04/07	4.0	90.00	11.0	92.27	4.0	91.38	11.0	43.64	51.0	48.94	20.0	49.63	4.0	37.25	3.0	27.00
04/14	6.0	91.33	18.0	93.97	9.0	91.78	17.5	41.04	48.5	46.14	23.0	47.50	3.5	36.50	2.0	30.00
04/21	2.0	95.00	6.0	95.00	14.0	94.50	17.0	34.41	26.0	48.25	17.0	48.59	1.0	31.50	3.0	29.00
04/28	10.0	101.40	19.0	102.28	3.0	98.00	13.5	43.83	28.5	55.29	26.0	55.23	3.5	36.36	6.0	32.83
05/05	10.0	99.85	11.0	101.27	2.0	96.50	16.0	50.81	20.0	65.78	19.0	66.03	3.0	41.50	4.0	38.25
05/12	12.0	98.88	16.0	99.53	12.0	90.88	16.0	47.06	44.5	57.39	13.0	59.23			3.0	36.00
05/19	19.5	97.82	14.5	98.21	12.0	87.92	14.0	38.75	35.0	51.81	17.0	54.21	7.0	34.50	3.0	33.67
05/26	10.5	95.57	7.0	95.29	2.0	86.00	13.0	37.75	28.5	53.40	11.0	54.59	4.0	32.75	1.0	34.00
06/02	6.0	94.58	21.0	94.57	4.0	84.25	16.0	38.06	39.0	58.85	13.0	61.23	4.0	34.00	2.0	30.50
06/09	9.5	98.47	24.0	97.08	7.0	91.29	18.0	34.69	37.5	57.46	11.0	59.73	4.0	32.50	4.0	28.00
06/16	8.0	89.00	25.0	88.52	6.0	86.50	16.0	32.03	44.0	48.68	17.5	49.70			1.0	28.00
06/23	7.0	91.71	13.0	91.77	7.0	85.79	16.0	31.70	42.0	48.65	41.0	48.60			2.0	27.75
06/30	9.0	87.17	20.0	87.10	4.0	81.25	17.5	30.51	36.5	49.21	11.5	50.91			2.0	23.00
07/07	6.0	94.25	20.0	94.10	9.0	87.44	25.0	30.01	43.0	53.58	21.0	54.81			3.0	25.00
07/14	7.0	91.29	19.0	91.87	10.0	88.75	21.5	29.91	46.0	53.34	29.0	53.16			1.0	26.00
07/21	12.0	86.46	30.0	86.55	8.0	83.56	8.0	29.94	37.0	51.12	23.0	53.26			4.0	26.00
07/28	13.0	90.00	25.0	89.62	4.0	86.50	23.0	30.57	59.5	50.36	19.0	51.79			9.0	24.11
08/04	11.0	92.68	28.0	93.29	7.5	92.13	15.5	28.84	56.5	51.30	20.0	52.65	1.0	29.00	2.0	19.50
08/11	9.0	89.72	21.0	88.88	5.0	88.40	34.5	25.19	63.0	47.91	19.0	48.39	1.0	22.00	3.0	19.33
08/18	14.0	72.39	26.0	73.31	18.0	68.11	18.0	30.32	53.0	47.38	11.5	49.52	1.0	24.50	7.0	23.00
08/25	18.0	63.81	20.0	63.05	8.0	62.50	27.5	26.60	47.5	48.36	16.0	49.78	1.0	26.50	2.0	21.50
09/01	19.0	55.21	24.0	55.84	7.0	52.07	23.0	19.92	40.5	43.16	7.0	47.50	2.0	20.75	3.0	21.00
09/08	13.0	65.92	31.0	66.24	4.0	63.19	17.0	19.68	42.0	42.99	10.0	49.15	2.0	19.00	2.0	17.50
09/15	6.5	61.62	25.5	60.07	8.0	59.50	21.5	19.57	55.5	43.05	14.0	49.25	1.0	18.00	1.0	16.00
09/22	19.0	52.71	32.0	55.06	6.0	55.96	17.0	19.29	50.0	43.25	19.0	48.13			2.0	16.00
09/29	12.0	69.29	20.0	72.38	8.0	68.59	19.0	18.68	44.5	44.54	17.0	48.59			1.0	13.00
10/06	12.0	63.42	26.0	66.27	7.0	64.89	23.0	18.54	40.5	47.00	13.0	49.65				
10/13	12.5	52.70	35.0	52.99	6.0	52.63	24.5	17.75	50.0	45.85	16.5	48.83			2.0	13.00
10/20	9.0	51.56	24.0	54.06	11.0	50.50	24.0	20.71	41.5	46.90	15.0	49.40			4.0	14.50
10/27	19.5	55.47	25.5	55.29	17.0	50.00	20.0	23.48	38.5	45.32	12.0	49.42	2.0	21.00	2.0	16.50
11/03	16.5	51.14	36.5	52.21	11.0	48.82	19.0	20.63	36.5	40.82	15.0	44.90	1.0	19.50	2.0	17.50
11/10	6.0	53.67	37.0	54.55	14.0	48.57	36.5	16.64	39.5	37.93	11.0	44.77			1.0	16.00
11/17	21.5	51.71	20.5	53.77	8.0	48.31	20.0	16.28	46.0	38.92	20.5	46.22	1.0	18.00	4.0	15.00
11/24	11.5	50.67	33.5	53.02	9.0	49.50	24.5	15.19	38.5	36.82	15.5	44.60			2.0	13.50
12/01	15.5	52.26	28.5	53.71	27.0	51.15	19.0	17.32	39.0	37.59	16.0	45.50			2.0	15.50
12/08	14.0	54.54	27.0	57.11	17.0	53.65	13.5	20.46	30.0	41.83	6.0	46.17			3.0	17.67
12/15	12.0	60.79	20.5	61.43	14.0	57.25	26.0	17.87	39.0	43.68	14.5	46.62			1.0	15.00
12/22	14.0	59.57	26.0	61.12	9.0	57.11	27.0	14.81	37.0	38.15	9.0	45.06	1.0	15.00	1.0	15.00
12/29	11.0	58.86	24.0	61.06	14.0	56.57	14.0	17.86	27.5	37.15	7.0	43.43			2.0	15.00
2000	536.5	73.16	1,095.0	74.78	507.5	72.33	1,028.0	25.86	2,289.0	44.75	817.5	49.16	75.5	28.24	136.5	22.59
1999	504.5	54.52	1,122.5	56.42	405.0	55.41	1,418.5	21.23	2,714.5	33.46	508.0	38.28	203.5	20.32	49.0	15.35

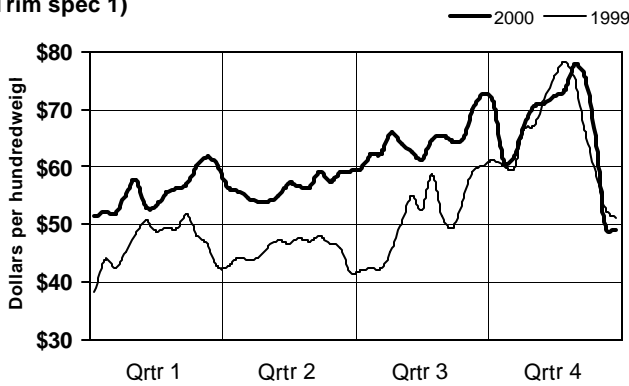
True weighted average prices

Fresh Pork Cuts

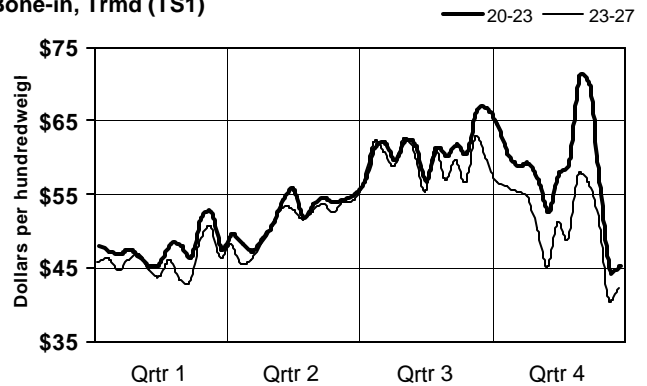
Processing Cuts and Pork Trimmings

2000

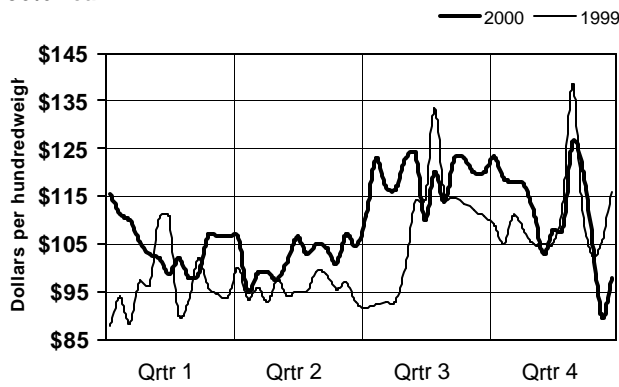
17-20# Bone-in Trm'd Ham
(Trim spec 1)



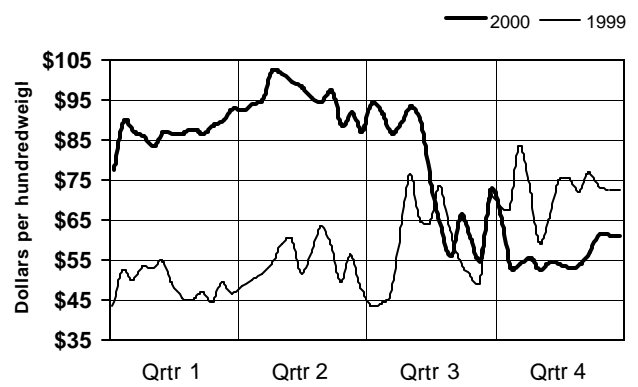
20-23# vs. 23-27# Ham
Bone-in, Trm'd (TS1)



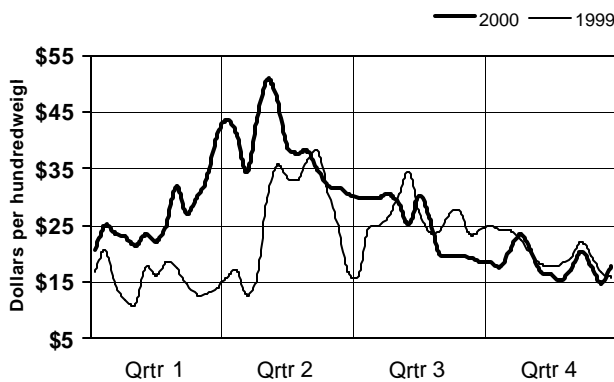
Ham Muscles - 5 Muscle Group
94-96% Lean



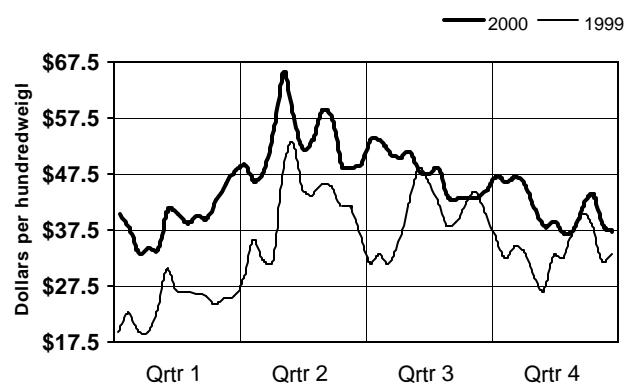
14-16# Trm'd Skin-on Belly



Fresh 42% Trimmings



Fresh 72% Trimmings



Pork Market Statistics

Pork Variety Meats

2000		Pork Variety Meats - FOB Central U.S.													
Week Ending	Hog Drop	Cheek Meat		Sq-Cut Ears*		Feet		Feet, Export		Hearts		Hearts, Export		Picnic Hocks	
		Lds	Price	Lds	Price	Lds	Price	Lds	Price	Lds	Price	Lds	Price	Lds	Price
01/07	2.54	6.0	45.17	0.5	73.00	3.0	15.83			2.0	19.50	1.0	20.00		
01/14	2.51	11.0	46.09			3.0	16.00			12.0	20.29	5.0	20.00		
01/21	2.44	8.0	46.00			6.5	16.00			1.0	20.50			2.0	20.00
01/28	2.43	5.0	46.60			4.0	16.00					2.0	20.50	1.5	21.33
02/04	2.38	7.0	47.29			4.5	15.11	2.5	12.50	18.0	20.47	6.0	21.00	1.0	20.00
02/11	2.38	9.0	47.89			6.5	16.31					2.0	21.00		
02/18	2.42	4.0	49.63	1.0	84.00	4.5	16.22	5.0	16.00	7.0	21.07				
02/25	2.43	9.0	51.44			6.0	17.08	2.0	18.50			4.0	21.00		
03/03	2.44	3.0	55.50	1.0	79.00										
03/10	2.46	4.0	56.00			3.5	17.71	5.0	16.50			3.0	20.00	1.0	23.50
03/17	2.49	2.0	56.00			0.5	17.00			6.0	20.00				
03/24	2.48	5.0	59.80			5.5	15.86	2.0	16.00	1.0	20.00				
03/31	2.47	3.0	61.33	1.0	93.00	1.0	16.50	1.0	16.00			1.0	20.00		
04/07	2.42	3.0	61.50			3.0	15.33	1.0	16.50	2.0	18.50			1.5	26.00
04/14	2.43	1.0	61.50			4.5	15.22	2.5	16.00	4.5	18.00	10.0	17.00		
04/21	2.45	7.0	61.64	1.0	93.00	2.0	15.50	4.5	16.00						
04/28	2.47	5.0	62.60	1.0	87.00	1.0	17.00	2.5	16.00	2.0	16.50	2.0	18.00		
05/05	2.49	6.0	65.17			7.0	16.36			7.0	17.43	6.0	18.00	1.0	26.00
05/12	2.50	6.0	66.00			3.5	15.50	17.5	15.40	2.0	18.25				
05/19	2.50	7.0	60.93			4.0	16.25	23.5	15.48	1.0	18.00				
05/26	2.53	1.0	61.00												
06/02	2.51	8.0	61.50			1.0	15.00			1.0	19.50				
06/09	2.44	10.0	61.50	1.0	64.00	2.0	17.50	10.0	18.56	2.0	20.00			1.0	19.00
06/16	2.42	6.0	62.17	1.0	63.00	1.0	17.75	13.5	18.22	1.0	20.00				
06/23	2.41	1.0	62.00	1.0	63.00	0.5	18.00								
06/30	2.42	1.0	63.00	3.0	65.83			2.5	21.00	4.0	21.00				
07/07	2.40	1.0	63.00	2.0	62.00	2.0	23.00	4.0	19.88	2.0	21.50				
07/14	2.38	4.0	63.63	0.5	64.00	4.0	21.50			3.0	22.50	2.5	25.50	1.0	29.00
07/21	2.48	2.0	64.00	1.0	62.00	1.0	22.00			2.0	23.00				
07/28	2.50	3.0	61.00	2.5	66.50	5.0	21.40	2.5	21.00						
08/04	2.51	5.0	61.10	4.0	65.56	7.0	22.57			3.0	22.00	3.0	24.00	1.0	30.00
08/11	2.51	14.0	59.07			5.0	21.90	5.0	20.63						
08/18	2.50	2.0	57.00					8.5	21.56	2.0	21.75	1.0	22.00		
08/25	2.48	5.0	58.00	1.0	64.00	2.0	21.50			2.0	21.50				
09/01	2.48	6.0	55.00	3.0	61.00			2.5	22.00	1.0	21.00	7.0	20.14		
09/08	2.51	9.0	55.67	2.0	61.00					1.0	21.00	1.0	20.00		
09/15	2.67	7.0	57.86			1.0	25.00			2.0	20.63	7.0	20.00	1.5	31.00
09/22	2.67	4.0	59.25	5.0	60.00	3.0	26.33			3.0	21.00	1.0	21.00		
09/29	2.71	6.0	60.83	3.0	60.00	3.0	27.33	1.0	30.00	7.0	23.43				
10/06	2.75	4.0	63.50			2.5	29.60			3.0	24.00			2.0	39.00
10/13	2.79	5.5	66.64	1.0	60.00	1.0	29.00			1.0	24.50	1.0	25.00		
10/20	2.81	2.0	68.00	2.0	61.50	4.5	30.00			4.0	25.00			1.0	41.00
10/27	2.79	7.0	65.29	5.0	65.00	2.0	29.50					2.0	26.00		
11/03	2.74	5.0	61.80			4.5	27.22			2.0	27.00				
11/10	2.71	2.0	58.50	1.0	65.00	6.0	27.33			1.0	26.00				
11/17	2.68	2.0	56.50			4.0	26.13	2.0	25.00	2.0	26.50			3.0	42.67
11/24	2.67	4.0	54.50			1.0	26.00					2.0	26.50	2.0	39.00
12/01	2.68	4.0	53.75			5.5	25.00			8.0	25.00	1.0	26.00	6.5	30.77
12/08	2.71	7.0	52.57	3.0	65.00	8.5	23.74	2.5	21.00	1.5	25.00	2.0	24.50	3.0	30.00
12/15	2.68	3.0	51.33			5.0	22.70	1.0	23.00	2.0	22.50	2.0	23.50	2.0	30.25
12/22	2.70	5.0	52.00			3.0	22.00	11.5	21.96	4.0	21.00	1.0	22.00	0.5	31.00
12/29	2.74	3.0	52.00			2.0	22.00								
2000	2.54	259.5	56.97	47.5	65.76	160.5	20.53	135.5	18.05	130.0	21.27	75.5	20.67	32.5	30.65
1999	N/A	308.5	45.44	25.0	79.16	148.5	14.03	118.5	14.23	146.0	14.92	63.0	14.60	50.0	12.91

True weighted average prices

* 3-4 ears per pound

Pork Market Statistics

Pork Variety Meats, Greases, and Lard

2000	Pork Variety Meats - FOB Central U.S.												Grease & Lard				
Week Ending	Salivaries		Partl Snouts		Sml Stomach		Sml Stmch, Exp		Skins, Belly		Tongue, Tip-on		Wht Grse	Cntrl	Chicago	Lard	
	Lds	Price	Lds	Price	Lds	Price	Lds	Price	Lds	Price	Lds	Price	Lds	Price	Cars*	Price	
01/07	4.0	15.13			1.0	32.00	2.5	33.00	2.0	23.00			34.0	11.05	11.0	16.86	
01/14	2.0	15.00							2.0	24.00			18.0	10.76	7.0	16.43	
01/21	5.0	15.25	1.0	40.00				2.5	34.00				25.0	10.49	13.0	14.88	
01/28	2.0	15.38	3.0	41.67									25.0	9.62	2.0	14.00	
02/04	3.0	15.50	1.0	30.00					1.0	32.00	2.5	40.00	7.0	8.14	22.0	12.82	
02/11	10.0	15.60	4.0	36.38					4.0	24.25			25.0	8.79			
02/18			4.0	38.00	0.5	34.00	0.5	34.00	5.0	26.00	2.5	40.00	20.0	9.53	3.0	12.25	
02/25	0.5	16.00	3.0	38.83					2.0	27.00	2.5	37.00	9.0	9.47			
03/03	3.0	14.83	4.0	35.75				7.5	38.50	1.0	27.00		27.0	10.00	8.0	12.25	
03/10	3.0	15.50			3.0	32.00			3.0	23.00			20.0	9.48	2.0	12.25	
03/17	3.5	14.36	1.0	37.00				6.5	35.62			13.5	38.33	9.0	9.39		
03/24	6.0	14.50	1.0	34.00	0.5	31.25	3.5	37.29					8.0	8.81			
03/31	3.0	15.00	2.0	33.00	1.0	32.50					12.5	37.10	16.0	8.73	9.0	12.19	
04/07	2.0	15.00	3.0	32.00	2.0	30.00					2.5	38.00	20.0	8.63	13.0	11.90	
04/14	6.0	15.00			6.0	30.25					7.5	39.50	7.0	9.25	8.0	11.88	
04/21	4.0	14.63	1.5	32.00					3.0	24.00			9.0	9.62			
04/28	5.0	14.80	4.0	31.38							5.0	39.25	16.0	10.41			
05/05	3.0	15.17	1.0	31.50	1.0	34.00	5.0	37.00	6.0	30.25	6.0	43.00	7.0	10.89			
05/12	5.0	15.00	1.0	31.50					2.0	30.00			5.0	11.40	18.0	12.61	
05/19	1.0	16.00	2.0	32.00	1.0	36.50	2.5	40.00	10.0	27.05	2.5	45.00	29.0	11.81			
05/26	5.0	14.80			3.0	38.00							38.0	11.97	12.0	13.25	
06/02	5.0	15.45	0.5	32.00									9.0	12.56			
06/09	1.0	13.50	1.0	34.00			5.0	40.75	8.0	28.75	10.0	45.13	12.0	11.56	2.0	13.00	
06/16	4.0	14.56			1.0	40.00					2.5	47.00	33.0	10.27	2.0	12.50	
06/23	7.0	14.86	2.0	34.00							2.5	44.00	16.0	9.72	2.0	12.00	
06/30	11.0	14.55							4.0	28.25			10.0	8.65			
07/07	7.0	14.36	1.0	31.00	0.5	42.00							10.0	8.73	7.0	10.50	
07/14	10.0	14.55	4.0	31.38			9.5	45.32			5.0	46.25	16.0	8.30	5.0	10.00	
07/21	5.0	14.00	4.0	31.25	3.0	44.67			4.0	25.00			27.0	7.98			
07/28	10.0	14.00	1.5	31.00	1.0	45.50			1.0	28.00	2.5	43.00	2.0	8.00			
08/04	1.0	14.00	0.5	32.00	2.0	45.00			3.0	29.00			45.0	8.04	22.0	10.07	
08/11	6.0	13.67			2.0	46.50			7.0	26.57			30.0	8.08			
08/18	2.0	13.75	2.0	30.50	2.0	47.00	3.0	48.00	3.0	28.50	5.0	49.75	23.0	8.24	4.0	10.50	
08/25	6.0	13.46	3.0	26.67			5.0	52.50	5.0	28.00	1.0	50.00	42.0	8.17	11.0	10.50	
09/01	2.0	13.25	0.5	30.00					5.0	27.40			25.0	8.56			
09/08	8.0	13.31	4.0	26.00					1.0	28.00			22.0	8.99	19.0	10.93	
09/15	10.0	14.08							2.0	28.00			28.0	10.01	6.0	11.00	
09/22	7.0	14.54	1.5	26.00			1.0	51.00	3.0	27.67	3.5	57.21	18.0	9.92	15.0	11.27	
09/29									5.0	28.40			19.0	9.74	9.0	12.00	
10/06	4.0	13.75	2.0	22.00	3.5	54.57			1.0	28.00			34.0	9.72	6.0	12.50	
10/13	5.0	14.60	6.0	21.25	1.0	55.00			1.0	28.00	2.5	57.50	16.0	9.45	13.0	12.94	
10/20	6.0	14.71	11.5	18.70					1.0	28.00			11.0	9.18	11.0	13.45	
10/27	1.0	14.00	1.0	21.00	1.0	55.00	2.5	53.00	1.0	28.00			41.0	8.80	3.0	13.50	
11/03	2.0	15.00	2.0	19.00			5.0	54.50	6.0	27.00	7.5	55.17	70.0	7.88	7.0	12.29	
11/10	4.0	14.25	2.0	19.75					3.0	24.00			26.0	8.06	5.0	11.80	
11/17	7.0	14.14	5.0	18.40	1.0	57.00					1.0	56.00	22.0	8.17	6.0	12.00	
11/24	5.0	14.80	2.5	19.80							1.5	55.00	49.0	8.51			
12/01	4.0	14.63	1.0	20.00	3.0	56.00			6.0	27.00	1.0	56.50	39.0	8.63			
12/08	3.5	15.57			2.0	57.50			1.0	30.00			36.0	8.88	8.0	11.94	
12/15	5.0	15.40	5.0	16.40	1.0	57.00			2.0	25.00			34.0	9.29	3.0	12.25	
12/22	2.0	15.50	2.0	15.50									21.0	9.89			
12/29	1.0	15.50			2.0	57.50							17.0	11.29	5.0	12.75	
2000	227.5	14.59	102.0	27.51	45.0	43.33	61.5	42.55	114.0	27.11	102.5	43.91	1,177	9.30	299	12.31	
1999	191.5	16.56	96.0	23.50	90.5	34.10	111.0	35.88	100.0	20.79	114.0	39.61	864	11.49	351	14.96	

True weighted average prices

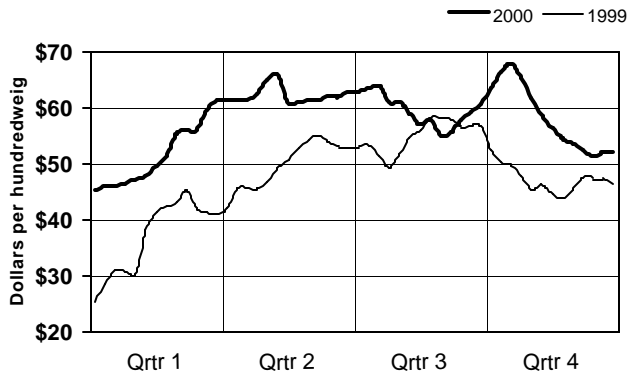
* Cars = Railcars (120,000 pounds)

Pork By-Products

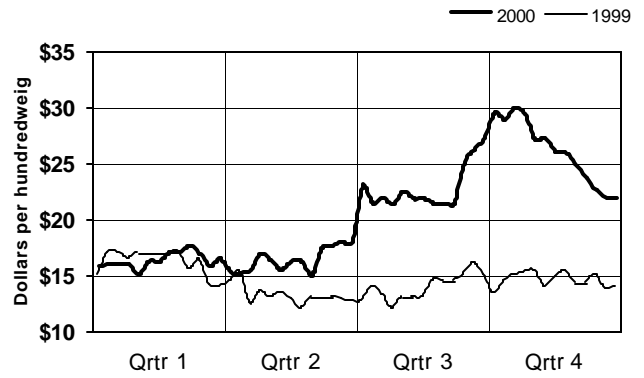
Pork Variety Meats

2000

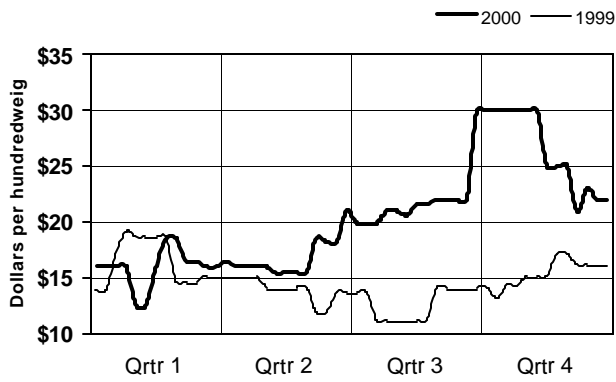
Cheek Meat



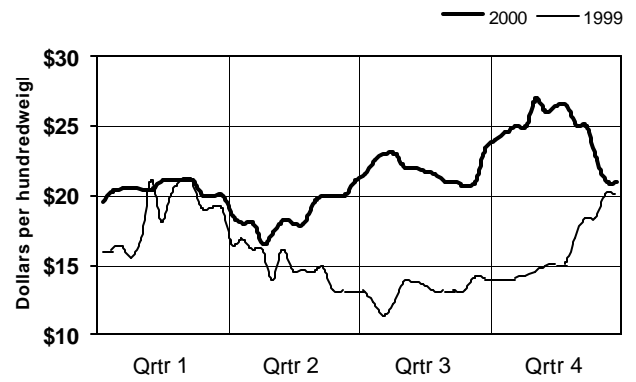
Feet - Domestic



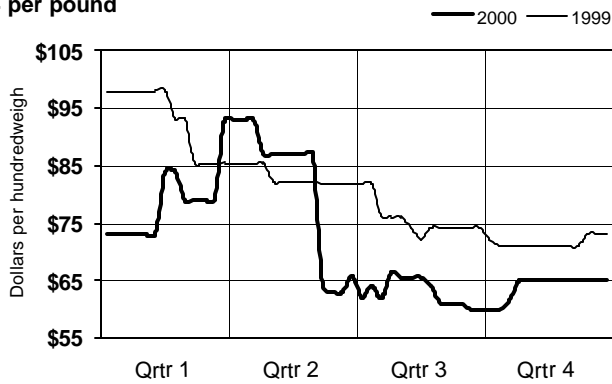
Feet - Export



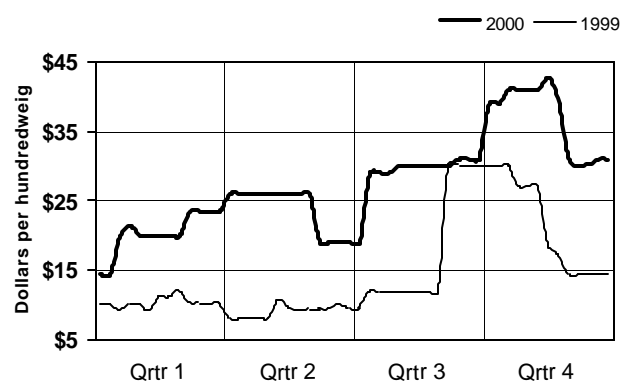
Heart, Slashed - Domestic



Square-Cut Ears 3-4 per pound



Picnic Hocks

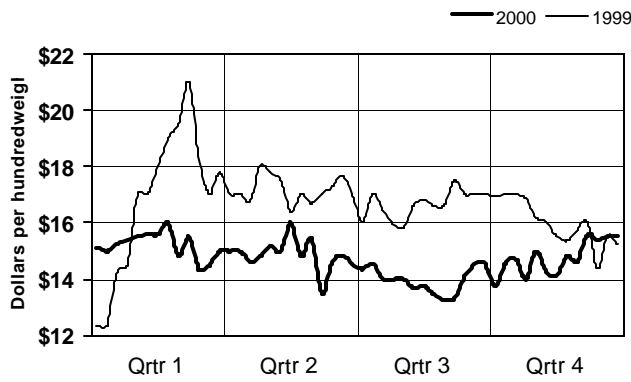


Pork By-Products

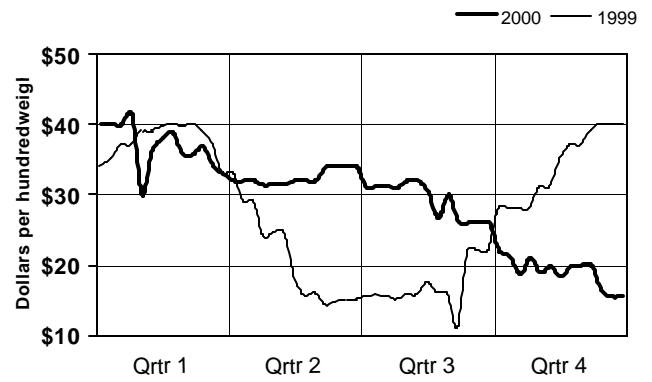
Pork Variety Meats, Lard, and Grease

2000

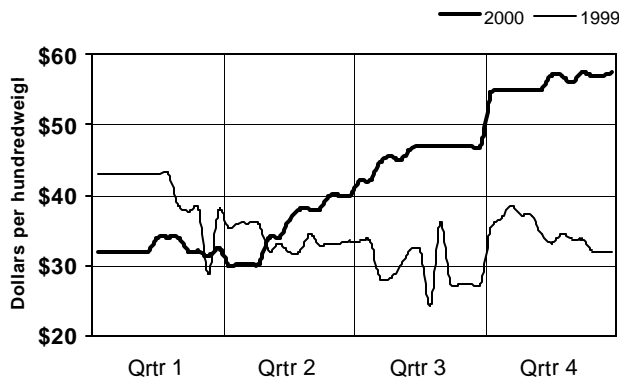
Salivaries



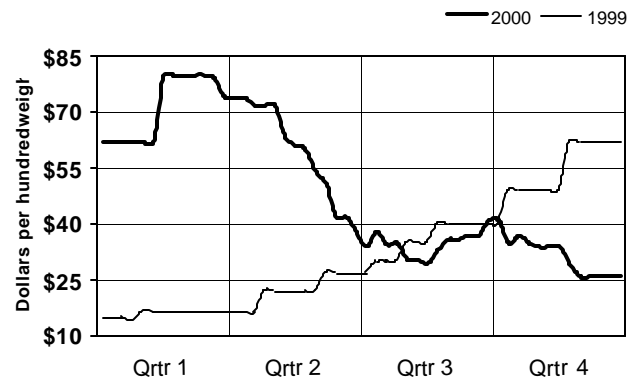
Snouts, Partial Lean



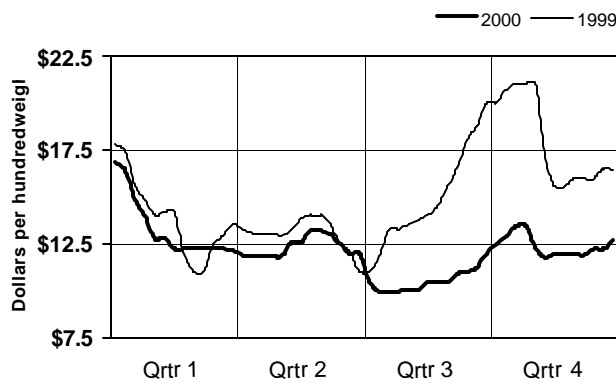
Stomachs, Small Box Domestic



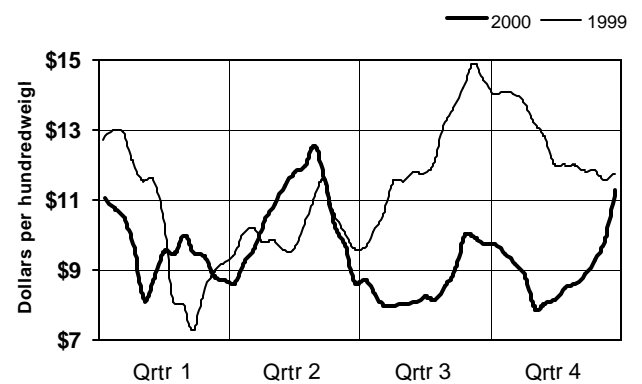
Tails



Loose Lard - Chicago Basis



Choice White Grease - Central



Lamb Market Statistics

Lamb Carcasses & Distributive Cuts

2000	Lamb Carcasses			Cut-Out		Distributive Lamb Cuts								
Week Ending	CAF East Coast Basis			CH & PR 1-4		55/dn#	Hind	Legs	Drop	Trmd	Racks		Fore	
	55/dn#	55-65#	65-75#	65/dn#	65/up#	Carc.	Saddle	Double	Loins	Loins	7/dn	7/up	Chucks	Shanks
01/07	162.63	162.63	157.63	195.45	192.60	193.50	215.00	185.00	227.50	320.00	585.00	590.00	94.00	187.50
01/14	162.63	157.63	152.63	187.60	185.60	185.00	202.50	172.50	227.50	315.00	565.00	577.50	92.50	177.50
01/21	162.75	157.75	152.75	183.30	182.15	185.00	202.50	165.00	240.00	325.00	555.00	562.50	87.50	182.50
01/28	159.75	154.75	149.75	180.80	179.35	184.00	200.00	157.50	235.00	325.00	542.50	555.00	87.50	182.50
02/04	159.75	154.75	149.75	180.25	178.80	181.50	192.50	157.50	242.50	325.00	542.50	550.00	90.00	195.00
02/11	164.75	159.75	154.75	179.15	176.85	179.00	187.50	150.00	242.50	320.00	520.00	542.50	95.00	205.00
02/18	174.75	174.75	169.75	188.81	186.85	188.50	200.00	165.00	245.00	335.00	520.00	530.00	105.00	195.00
02/25	176.75	176.75	175.25	196.95	194.65	197.50	210.00	170.00	245.00	337.50	530.00	542.50	122.50	200.00
03/03	176.63	176.63	175.13	200.50	198.58	201.00	212.50	176.50	262.50	355.00	535.00	535.00	129.50	200.00
03/10	176.75	176.75	176.75	200.22	197.79	201.00	212.50	177.50	262.50	355.00	535.00	535.00	127.50	200.00
03/17	176.63	176.63	176.63	200.04	197.74	201.50	215.00	180.00	265.00	342.50	517.50	525.00	125.00	207.50
03/24	176.75	176.75	176.75	201.41	199.11	201.50	217.50	182.50	257.50	362.50	507.50	525.00	122.50	195.00
03/31	176.75	176.75	176.75	200.79	198.49	203.50	220.00	194.00	260.00	337.50	497.50	505.00	115.00	185.00
04/07	176.75	176.75	176.75	202.05	200.60	205.00	232.50	215.00	257.50	337.50	482.50	487.50	105.00	187.50
04/14	176.75	176.75	176.75	205.15	204.00	205.00	237.50	227.50	242.50	332.50	492.50	497.50	100.00	187.50
04/21	176.75	176.75	176.75	206.60	205.45	205.00	245.00	240.00	250.00	342.50	477.50	482.50	92.50	187.50
04/28	191.50	191.50	191.50	208.40	203.85	207.50	245.00	230.00	260.00	360.00	487.50	492.50	100.00	185.00
05/05	216.75	216.75	216.75	222.31	219.46	220.00	252.50	207.50	340.00	440.00	537.50	542.50	122.50	200.00
05/12	216.75	216.75	216.75	246.80	245.10	242.50	272.50	211.50	412.50	512.50	612.50	612.50	150.00	192.50
05/19	216.75	216.75	216.75	248.66	247.21	245.00	282.50	207.50	442.50	572.50	592.50	612.50	145.00	190.00
05/26	216.75	216.75	216.75	243.86	242.92	242.50	285.00	195.00	437.50	572.50	592.50	592.50	140.00	190.00
06/02	216.75	216.75	216.75	238.25	236.80	242.50	272.50	192.50	435.00	572.50	580.00	600.00	140.00	190.00
06/09	216.75	216.75	216.75	234.39	232.94	242.50	265.00	195.00	442.50	567.50	580.00	595.00	135.00	190.00
06/16	216.75	216.75	216.75	229.89	227.59	242.50	257.50	185.00	437.50	565.00	582.50	585.00	127.00	190.00
06/23	210.38	210.38	210.38	224.71	222.14	242.50	252.50	170.00	417.50	537.50	580.00	587.50	122.50	185.00
06/30	196.75	196.75	196.75	223.01	220.16	235.00	250.00	172.50	407.50	537.50	575.00	582.50	119.00	185.00
07/07	196.75	196.75	196.75	221.04	218.74	223.50	255.00	170.00	412.50	537.50	575.00	587.50	115.00	185.00
07/14	196.75	196.75	196.75	218.14	216.69	221.00	257.50	162.50	412.50	542.50	572.50	585.00	112.50	180.00
07/21	194.25	194.25	196.75	216.01	215.69	221.00	257.50	160.00	412.50	530.00	572.50	585.00	112.50	180.00
07/28	191.75	191.75	196.75	214.04	214.84	216.50	252.50	162.50	420.00	515.00	570.00	580.00	117.50	187.50
08/04	191.75	191.75	196.75	211.61	213.81	213.50	242.50	159.00	405.00	515.00	547.50	562.50	120.00	187.50
08/11	179.75	179.75	184.75	209.84	212.59	212.50	240.00	162.50	382.50	497.50	532.50	562.50	120.00	185.00
08/18	174.75	174.75	179.75	204.44	207.74	204.00	235.00	162.50	350.00	467.50	515.00	550.00	122.50	185.00
08/25	174.75	174.75	179.75	204.11	207.41	201.50	232.50	170.00	350.00	442.50	502.50	510.00	130.00	182.50
09/01	174.75	174.75	179.75	202.96	206.26	202.50	237.50	172.50	317.50		485.00	510.00	127.50	190.00
09/08	169.75	169.75	174.75	201.26	205.11	201.50	230.00	167.50	317.50	420.00	485.00	515.00	122.50	182.50
09/15	169.75	169.75	174.75	200.51	203.81	201.50	230.00	167.50	317.50	420.00	485.00	510.00	125.00	182.50
09/22	164.75	164.75	169.75	200.24	203.26	201.00	230.00	167.50	317.50	420.00	485.00	507.50	125.00	182.50
09/29	164.75	164.75	169.75	197.71	200.74	190.00	222.50	167.50	305.00	400.00	490.00	512.50	122.50	182.50
10/06	159.75	159.75	159.75	195.21	198.51	192.50	220.00	172.50	285.00	375.00	487.50	510.00	122.50	185.00
10/13	159.63	159.63	157.25	187.75	192.15	186.50	210.00	167.50	270.00	357.50	462.50	505.00	112.50	177.50
10/20	159.75	159.75	154.75	184.60	190.38	186.00	212.50	167.50	260.00	332.50	470.00	500.00	114.00	187.50
10/27	157.00	157.00	151.00	183.73	188.40	182.50	210.00	175.00	225.00	315.00	480.00	495.00	110.00	190.00
11/03	155.50	155.50	148.50	183.48	188.70	179.00	210.00	182.50	225.00	310.00	457.50	492.50	105.00	200.00
11/10	155.50	155.50	148.50	182.63	187.85	179.00	210.00	186.50	235.00	322.50	457.50	492.50	100.00	200.00
11/17	155.50	155.50	148.50	181.00	186.17	179.00	210.00	192.50	235.00	317.50	437.50	485.00	92.50	192.50
11/24	155.50	155.50	148.50	184.40	187.95	179.00	215.00	202.50	225.00	312.50	450.00	480.00	90.00	200.00
12/01	155.50	155.50	148.50	188.35	190.78	179.00	217.50	220.00	225.00	297.50	450.00	480.00	85.00	200.00
12/08	155.50	155.50	148.50	191.33	191.78	182.50	230.00	227.50	217.50	285.00	440.00	462.50	85.00	200.00
12/15	155.50	155.50	148.50	191.68	191.58	181.50	232.50	235.00	212.50	280.00	437.50	462.50	85.00	200.00
12/22	155.50	155.50	148.50	191.35	191.25	182.50	232.50	234.00	222.50	282.50	450.00	475.00	80.00	200.00
12/29	156.75	156.75	148.50	183.75	182.83	181.50	232.50	212.50	220.00	270.00	457.50	475.00	82.50	200.00
2000	177.22	176.70	175.43	202.70	202.86	202.80	230.50	184.63	302.24	391.44	516.91	533.24	111.39	190.06
1999	171.51	170.28	170.37	196.06	197.08	197.07	215.51	171.35	285.67	374.28	545.53	557.12	107.67	194.52

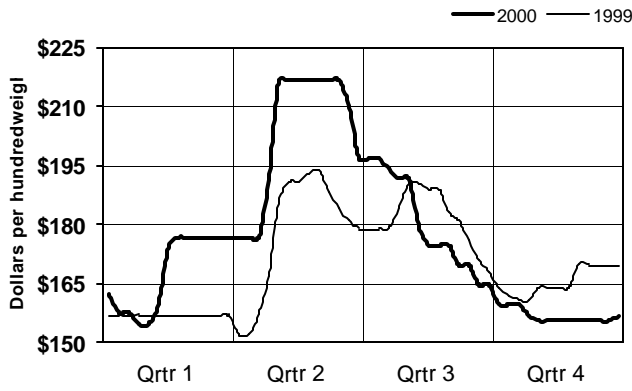
Simple average prices

Lamb Carcass and Cuts

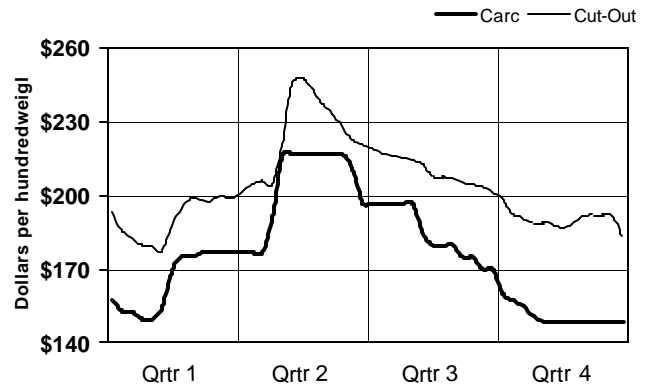
Lamb Carcass, Distributive Cuts and Cut-Out Values

2000

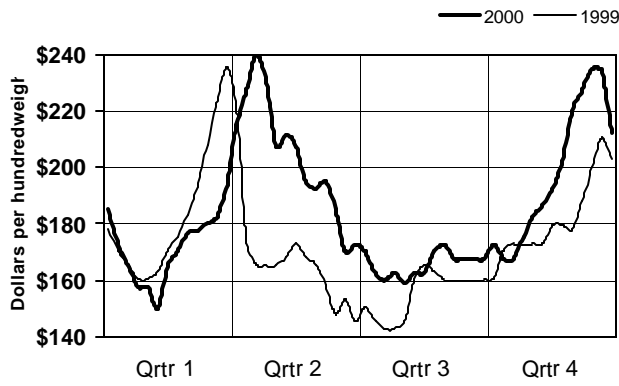
Lamb Carcass - East Coast Basis
55-65#



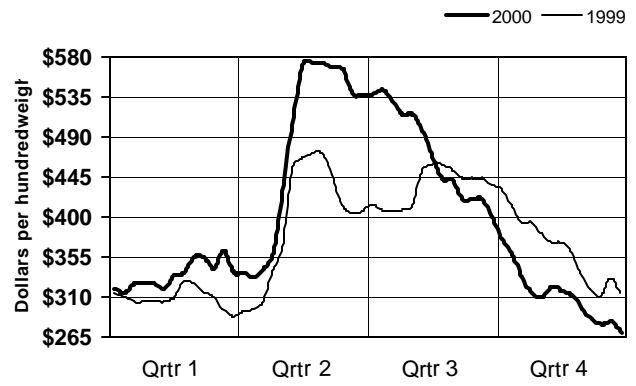
Lamb Carcass vs. Cut-Out
65-75# carcass vs. 65#up cut-out



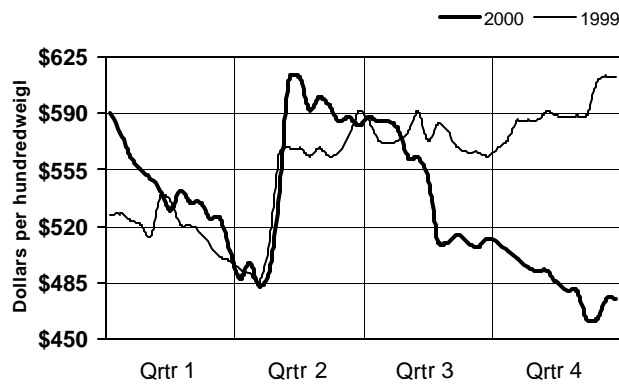
Double Legs



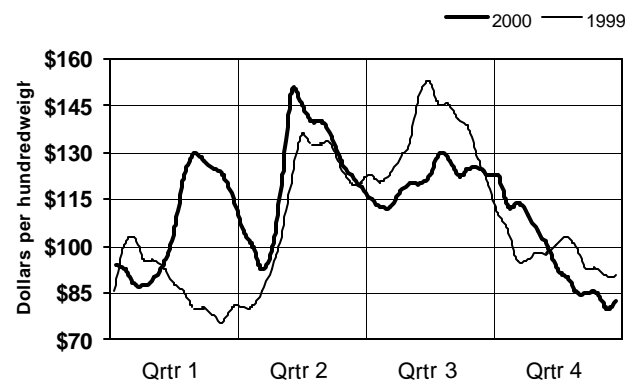
Trimmed Loins



Hotel Racks, 7-9#'s



Cross-Cut Chucks



Lamb Market Statistics

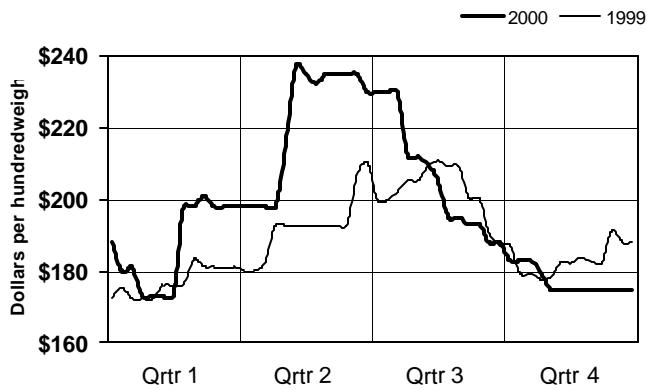
Boxed Lamb Cuts

2000											
Boxed Lamb Cuts - Choice and Prime 1-4											
Week Ending	3-Way Carc 8 Rib Rack		Cross Cut	Sq Chuck	Breast	Denver	Fore	Loins	Dbl Legs	Single Legs	
	55/dn#	7#/up	Shoulder	n/o split	Sq-Cut	Ribs	Shanks	Trmd 4x4	Trot-off	Trot-off	Bnls
01/07	188.00	575.00	92.50	115.00	45.00	179.00	182.50	370.00	175.00	195.00	285.00
01/14	180.00	570.00	90.00	115.00	45.00	179.00	180.00	337.50	170.00	175.00	285.00
01/21	181.00	560.00	87.50	110.00	45.00	179.00	170.00	350.00	162.50	167.50	240.00
01/28	173.00	557.50	87.50	107.50	45.00	179.00	175.00	345.00	156.50	165.00	235.00
02/04	173.00	565.00	87.50	112.00	45.00	179.00	187.50	330.00	155.00	165.00	232.50
02/11	173.00	557.50	95.00	120.00	45.00	179.00	165.00	337.50	157.50	165.00	248.50
02/18	173.00	562.50	124.50	132.50	45.00	179.00	175.00	362.50	165.00	179.00	250.00
02/25	198.00	567.50	129.50	152.00	45.00	179.00	187.50	385.00	167.50	180.00	259.50
03/03	198.00	567.50	134.50	154.50	45.00	179.00	197.00	385.00	175.00	185.00	285.00
03/10	201.00	537.50	142.50	154.50	45.00	179.00	199.50	387.50	187.50	195.00	291.50
03/17	198.00	565.00	124.00	145.00	45.00	179.00	200.00	372.50	187.50	192.50	287.00
03/24	198.00	545.00	114.50	140.00	45.00	179.00	192.50	377.50	187.50	200.00	297.00
03/31	198.00	552.50	117.50	125.00	45.00	179.00	175.00	362.50	200.00	207.50	319.50
04/07	198.00	530.00	102.50	122.00	45.00	179.00	180.00	350.00	220.00	220.00	335.00
04/14	198.00	527.50	95.00	120.00	45.00	179.00	195.00	365.00	220.00	230.00	335.00
04/21	198.00	522.50	92.00	121.50	47.50	189.00	187.50	367.50	230.00	242.00	335.00
04/28	198.00	530.00	95.00	117.50	47.50	189.00	175.00	372.50	207.50	220.00	317.50
05/05	215.00	572.50	130.00	152.50	52.50	189.00	180.00	447.50	205.00	210.00	317.00
05/12	237.50	587.50	132.50	167.50	52.50	189.00	199.50	537.50	200.00	212.50	315.00
05/19	235.00	587.50	147.50	175.00	52.50	189.00	197.50	567.50	195.00	202.50	315.00
05/26	232.50	587.50	147.50	175.00	52.50	189.00	197.50	567.50	200.00	202.50	315.00
06/02	235.00	592.50	147.50	169.50	52.50	189.00	192.50	577.50	185.00	197.50	315.00
06/09	235.00	600.00	135.00	162.50	52.50	189.00	197.50	577.50	185.00	200.00	275.00
06/16	235.00	602.50	135.00	160.00	52.50	189.00	194.50	570.00	175.00	182.50	275.00
06/23	235.00	582.50	135.00	162.50	52.50	189.00	190.00	552.50	177.50	182.50	287.00
06/30	230.00	575.00	135.00	160.00	57.50	189.00	180.00	547.50	170.00	177.50	250.00
07/07	230.00	575.00	125.00	150.00	57.50	189.00	177.50	535.00	170.00	177.50	250.00
07/14	230.00	580.00	120.00	152.50	57.50	189.00	187.50	522.50	172.50	180.00	250.00
07/21	230.00	587.50	117.50	152.50	57.50	189.00	182.50	535.00	162.50	165.00	250.00
07/28	212.00	600.00	115.00	150.00	57.50	189.00	175.00	485.00	162.50	165.00	245.00
08/04	212.00	592.50	118.50	152.50	57.50	189.00	185.00	480.00	162.50	172.50	264.50
08/11	210.00	582.50	122.50	150.00	52.50	189.00	187.50	472.50	162.50	172.50	239.00
08/18	205.00	564.50	122.50	150.00	52.50	189.00	189.50	474.50	164.50	170.00	245.00
08/25	195.00	560.00	122.50	150.00	52.50	189.00	165.00	445.00	164.00	172.50	257.00
09/01	195.00	555.00	120.00	150.00	52.50	189.00	175.00	445.00	166.50	181.50	257.00
09/08	193.00	552.50	127.50	159.00	52.50	189.00	189.50	462.50	172.50	182.50	260.50
09/15	193.00	520.00	127.50	159.50	52.50	189.00	189.50	415.00	172.50	187.50	260.50
09/22	188.00	520.00	127.50	159.50	52.50	189.00	174.50	412.50	172.50	187.50	260.50
09/29	188.00	552.50	125.00	162.50	52.50	189.00	185.00	407.50	172.50	190.00	260.50
10/06	183.00	520.00	124.50	154.50	52.50	189.00	189.50	400.00	170.00	189.00	264.00
10/13	183.00	562.50	119.50	152.00	52.50	189.00	224.50	375.00	170.00	189.50	264.00
10/20	183.00	532.50	112.50	145.00	52.50	189.00	187.50	335.00	175.00	182.50	269.00
10/27	180.00	517.50	117.50	145.00	52.50	189.00	187.50	320.00	175.00	185.00	274.00
11/03	175.00	500.00	105.00	145.00	52.50	189.00	187.50	317.50	182.50	190.00	282.00
11/10	175.00	505.00	104.50	137.50	52.50	189.00	189.50	327.50	182.50	195.00	282.00
11/17	175.00	500.00	99.00	130.00	52.50	189.00	189.50	317.50	182.50	190.00	282.00
11/24	175.00	500.00	90.00	132.50	52.50	189.00	187.50	315.00	190.00	202.50	282.00
12/01		525.00	80.00	119.50	52.50	189.00	180.00	297.50	210.00	220.00	325.00
12/08	175.00	495.00	85.00	112.00	52.50	189.00	200.00	292.50	210.00	222.50	330.00
12/15	175.00	492.50	82.50	109.50	52.50	189.00	195.00	292.50	212.50	225.00	340.00
12/22	175.00	482.50	75.00	117.50	52.50	189.00	195.00	300.00	205.00	232.50	345.00
12/29	175.00	480.00	75.00	107.50	52.50	189.00	175.00	282.50	210.00	217.50	339.00
2000	198.51	550.66	113.80	141.42	50.72	186.12	186.62	410.90	182.10	192.23	282.30
1999	188.30	545.82	106.79	133.14	44.38	179.00	178.08	406.59	166.13	178.17	267.17

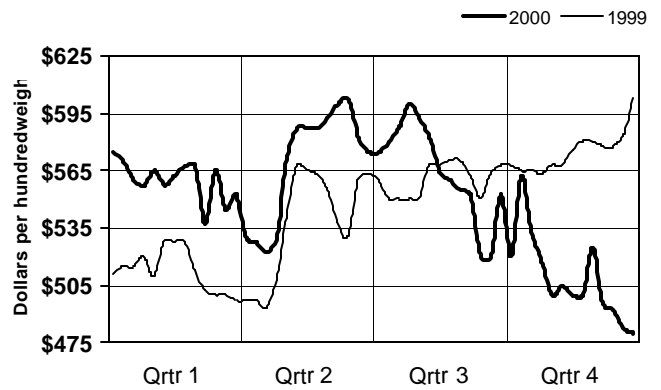
Simple average prices

2000

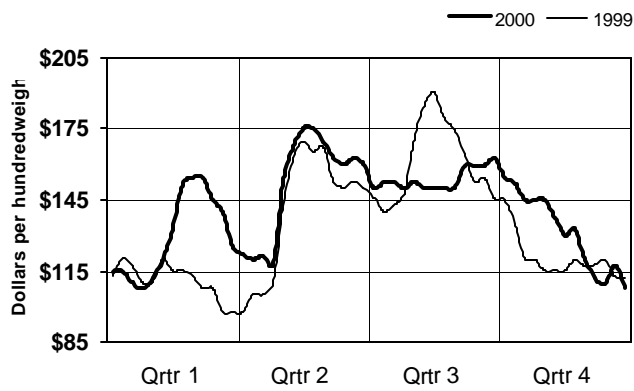
3-Way Carcass - 55#/dn



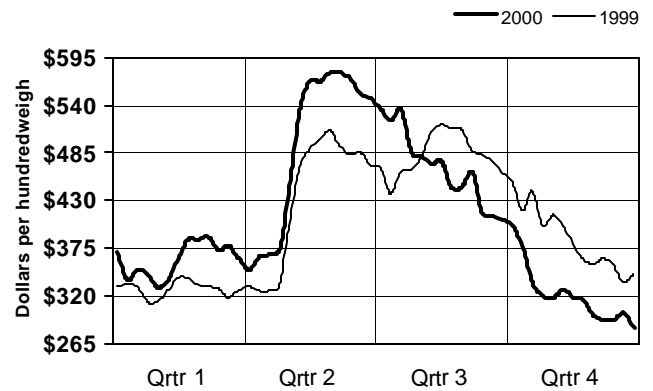
8-Rib Racks - 7#/up



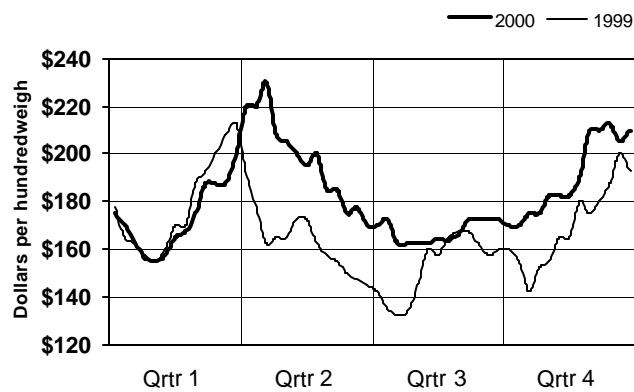
4-Rib Square-Cut Chuck



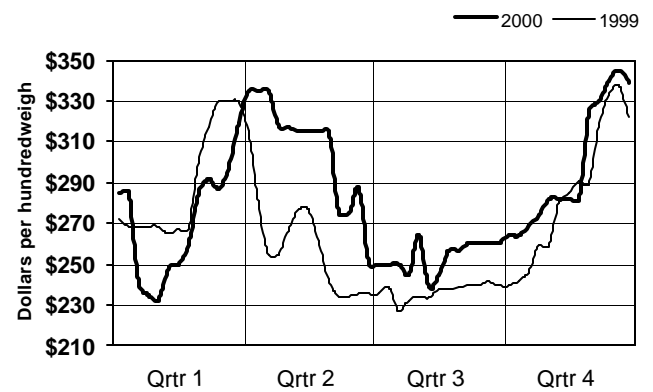
Trimmed 4X4 Loins



Double Trotter-Off Legs



Single Boneless Legs



Veal Market Statistics

Veal Carcasses & Distributive Veal Cuts - Special Fed

2000	Veal Carcasses				Distributive Veal Cuts											
Week Ending	Northeast		North Central		Loins	Loins	Racks	Racks	Racks	Sq-Cut	Full	Legs	Legs	Legs	Top Rm	Veal
	Hd-On	Hd-Off	Hd-On	Hd-Off	Reg	Trmd	8-Rib	7-Rib	6-Rib	Chuck	Shldr	Double	TBS	BHS	Trmd	Trim
01/07	190.50	213.33	189.50	213.00	312.50	600.00	487.50	515.00	570.00	100.00	142.50	302.50	612.50	457.50	800.00	55.00
01/14	187.00	209.25	187.25	203.75	312.50	600.00	487.50	515.00	570.00	97.50	140.00	302.50	612.50	457.50	800.00	55.00
01/21	183.00	209.25	185.25	196.75	310.00	595.00	465.00	512.50	557.50	92.50	140.00	295.00	605.00	450.00	750.00	56.00
01/28	183.00	207.90	183.50	196.75	310.00	595.00	465.00	512.50	557.50	92.50	140.00	295.00	605.00	450.00	750.00	56.00
02/04	181.50	205.38	182.50	200.25	302.50	592.50	465.00	502.50	557.50	92.50	140.00	295.00	605.00	450.00	750.00	56.50
02/11	181.50	203.00	182.50	200.75	302.50	592.50	460.00	502.50	540.00	97.50	140.00	295.00	605.00	460.00	725.00	56.50
02/18	181.50	202.75	182.50	200.00	292.50	580.00	425.00	472.50	520.00	107.50	140.00	290.00	607.50	475.00	677.50	56.50
02/25	180.50	201.88	182.00	201.08	292.50	580.00	425.00	472.50	520.00	112.50	140.00	290.00	607.50	475.00	677.50	56.50
03/03	180.50	202.00	182.00	203.33	292.50	567.50	425.00	472.50	515.00	117.50	140.00	295.00	607.50	475.00	710.00	56.50
03/10	180.00	202.88	182.00	203.75	292.50	562.50	425.00	460.00	515.00	115.00	140.00	295.00	600.00	462.50	687.50	55.00
03/17	180.00	202.75	182.25	204.25	287.50	527.50	425.00	450.00	515.00	115.00	140.00	295.00	600.00	475.00	687.50	56.50
03/24	179.50	202.50	181.88	202.00	287.50	527.50	425.00	450.00	515.00	115.00	140.00	295.00	600.00	475.00	687.50	57.50
03/31	179.50	202.50	181.75	202.75	287.50	527.50	407.50	437.50	515.00	112.50	140.00	295.00	600.00	475.00	695.00	58.50
04/07	177.50	202.50	181.50	202.75	287.50	497.50	402.50	437.50	510.00	112.50	142.50	285.00	607.50	470.00	687.50	58.50
04/14	179.00	202.13	181.75	201.00	287.50	497.50	402.50	437.50	510.00	110.00	142.50	285.00	607.50	470.00	687.50	60.00
04/21	179.00	201.75	181.50	200.25	287.50	497.50	402.50	437.50	510.00	110.00	137.50	285.00	607.50	470.00	687.50	64.50
04/28	179.00	201.75	181.25	196.75	287.50	497.50	395.00	437.50	495.00	110.00	137.50	285.00	587.50	470.00	687.50	66.00
05/05	179.00	201.70	181.13	196.50	280.00	492.50	392.50	422.50	495.00	102.50	137.50	287.50	602.50	455.00	687.50	64.00
05/12	179.00	201.75	181.13	198.00	280.00	500.00	397.50	427.50	500.00	102.50	142.50	287.50	602.50	455.00	712.50	67.00
05/19	178.00	201.60	181.00	196.25	285.00	492.50	390.00	420.00	485.00	102.50	142.50	287.50	602.50	450.00	712.50	67.00
05/26	176.00	201.67	179.25	196.00	285.00	492.50	387.50	420.00	485.00	97.50	142.50	287.50	590.00	447.50	712.50	67.00
06/02	176.00	200.00	175.95	191.50	285.00	480.00	375.00	412.50	465.00	97.50	142.50	287.50	590.00	447.50	700.00	67.00
06/09	173.50	197.00	175.00	188.00	285.00	480.00	375.00	412.50	465.00	97.50	142.50	287.50	590.00	447.50	725.00	67.00
06/16	173.00	196.00	174.00	183.83	285.00	480.00	375.00	412.50	465.00	97.50	142.50	287.50	590.00	447.50	725.00	67.00
06/23	165.50	191.25	172.38	174.67	270.00	455.00	365.00	397.50	450.00	92.50	142.50	280.00	602.50	435.00	725.00	67.00
06/30	166.00	188.25	169.00	176.50	265.00	455.00	365.00	397.50	445.00	92.50	137.50	280.00	602.50	427.50	725.00	67.50
07/07	162.25	186.17	168.00	178.25	265.00	455.00	365.00	397.50	445.00	92.50	137.50	280.00	602.50	422.50	725.00	67.50
07/14	163.00	184.70	167.25	177.00	265.00	460.00	355.00	377.50	445.00	95.00	137.50	280.00	585.00	415.00	737.50	69.00
07/21		183.50	166.88	177.25	265.00	460.00	355.00	377.50	445.00	92.50	137.50	280.00	585.00	420.00	737.50	69.00
07/28		183.50	166.88	181.00	265.00	460.00	355.00	377.50	445.00	95.00	137.50	280.00	585.00	420.00	737.50	67.00
08/04		183.50	166.75	179.25	265.00	460.00	357.50	382.50	445.00	97.50	137.50	280.00	585.00	430.00	750.00	67.00
08/11		184.13	167.13	183.13	265.00	460.00	357.50	382.50	445.00	97.50	137.50	280.00	585.00	430.00	750.00	67.00
08/18		187.70	167.38	186.38	265.00	457.50	357.50	382.50	445.00	105.00	137.50	280.00	600.00	432.50	760.00	66.00
08/25		194.63	167.50	188.25	280.00	480.00	370.00	402.50	450.00	102.50	140.00	287.50	615.00	447.50	780.00	66.00
09/01		200.88	172.00	204.50	285.00	512.50	387.50	417.50	467.50	105.00	147.50	295.00	610.00	462.50	800.00	66.00
09/08		208.33	175.00	205.38	295.00	512.50	397.50	430.00	505.00	115.00	150.00	290.00	615.00	462.50	850.00	66.00
09/15		212.63	179.88	213.63	307.50	537.50	412.50	450.00	500.00	122.50	155.00	305.00	615.00	480.00	875.00	66.00
09/22		211.00	182.13	209.00	307.50	555.00	427.50	472.50	537.50	127.50	165.00	310.00	620.00	507.50	922.50	66.00
09/29		211.83	186.00	205.00	315.00	560.00	452.50	470.00	532.50	135.00	157.50	310.00	632.50	512.50	922.50	66.00
10/06		211.25	190.00	207.50	315.00	560.00	452.50	470.00	532.50	135.00	157.50	310.00	632.50	512.50	922.50	66.00
10/13		211.75	190.00	190.00	307.50	537.50	452.50	467.50	532.50	135.00	155.00	307.50	630.00	510.00	907.50	63.50
10/20		209.63	187.50	192.00	292.50	517.50	425.00	460.00	502.50	127.50	147.50	295.00	617.50	482.50	897.50	62.50
10/27		205.00	185.00	182.67	292.50	510.00	420.00	455.00	502.50	122.50	147.50	295.00	615.00	482.50	895.00	61.00
11/03		202.13	180.00	188.50	292.50	500.00	420.00	455.00	502.50	122.50	147.50	295.00	615.00	475.00	895.00	61.00
11/10		196.75	179.00	187.50	292.50	482.50	400.00	415.00	492.50	115.00	142.50	295.00	592.50	442.50	860.00	61.50
11/17		195.25	177.00	185.88	257.50	462.50	390.00	415.00	480.00	112.50	135.00	287.50	592.50	407.50	847.50	59.50
11/24		195.50	176.50	182.00	282.50	465.00	390.00	415.00	480.00	110.00	135.00	282.50	592.50	397.50	825.00	59.50
12/01		194.83	173.50	184.00	282.50	465.00	390.00	415.00	480.00	110.00	135.00	282.50	592.50	397.50	825.00	59.50
12/08		194.00	173.00	182.50	277.50	455.00	385.00	405.00	480.00	105.50	140.00	282.50	600.00	400.00	800.00	58.50
12/15		191.63	170.50	185.00	277.50	437.50	375.00	405.00	475.00	101.00	140.00	282.50	600.00	375.00	800.00	58.50
12/22		191.13	169.50	180.75	277.50	437.50	375.00	405.00	462.50	97.50	140.00	282.50	562.50	355.00	767.50	58.50
12/29		190.17	169.50	180.25	277.50	437.50	375.00	405.00	462.50	97.50	140.00	282.50	562.50	355.00	767.50	58.50
2000	176.48	199.65	178.05	193.21	287.43	508.74	404.97	436.75	495.86	106.99	142.39	190.30	601.98	449.52	769.02	62.25
1999	190.33	212.80	187.86	216.24	309.04	560.48	513.22	541.39	602.26	106.13	154.23	301.63	621.59	458.85	946.30	47.77

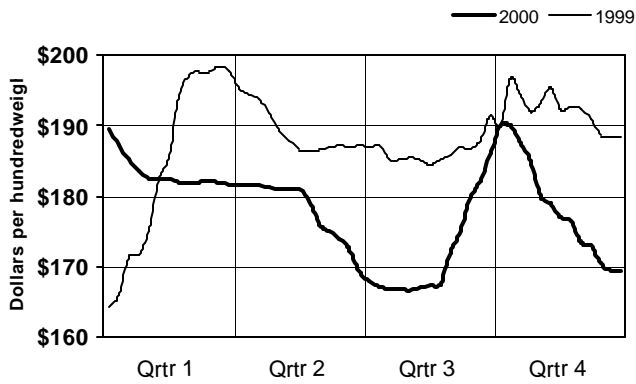
Simple average prices

Veal Carcass and Cuts

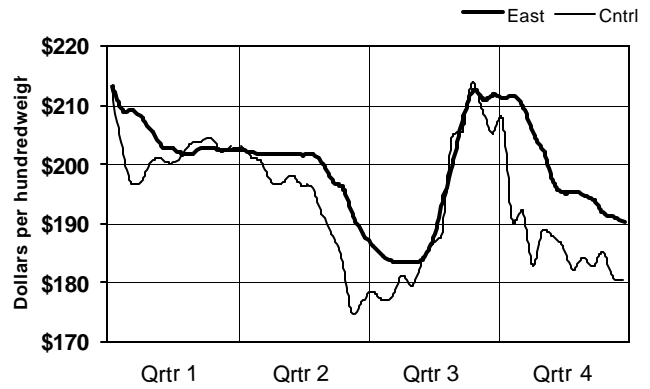
Veal Carcass and Distributive Cuts

2000

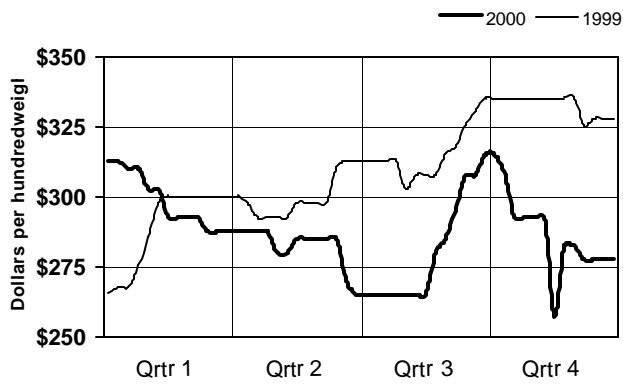
Hide-On Carcass - North Central



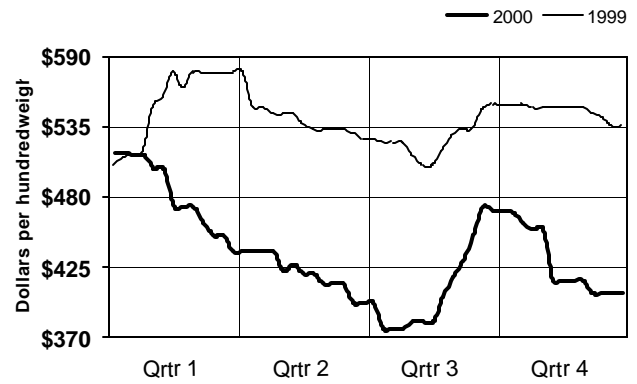
Hide-Off Carcass Northeast vs. North Central



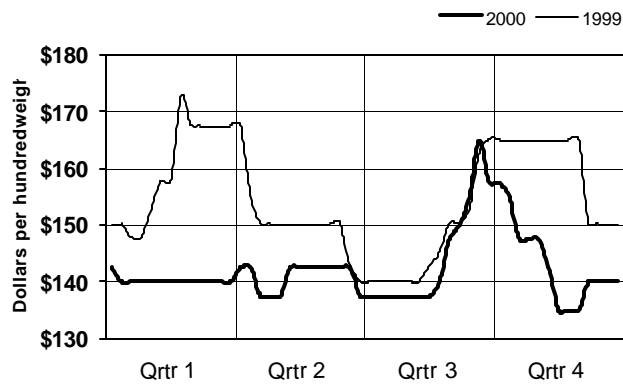
Regular Loin



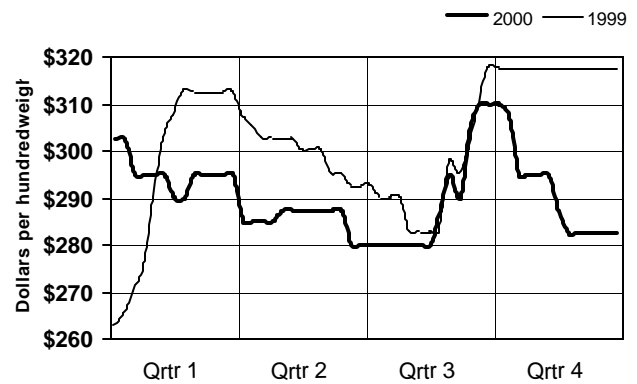
Hotel Rack - 7 Rib



Full Shoulder



Double Legs



Veal Market Statistics

Distributive & Boxed Veal Cuts - Special Fed

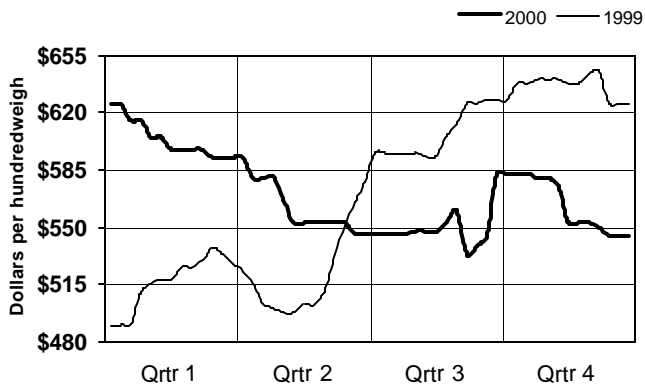
2000	Boxed Veal Cuts - North Central Basis													
Week Ending	Loins Trmrd 4x4	Strips Bnls 0x0	Short Tender	Rack 7-Rib	Ribeye	Sq-Cut Chuck	Chuck Rolls	Shoulder Clod	Legs Single	Legs TBS	Legs BHS	Top Rnd Trmrd	Butt Tender	Veal Trim
01/07	625.00	1360.00	1112.50	555.00	1517.50	102.50	232.50	293.50	325.00	630.00	500.00	840.00	1025.00	60.00
01/14	625.00	1357.50	1112.50	550.00	1517.50	102.50	232.50	293.50	325.00	630.00	495.00	832.50	1025.00	60.00
01/21	615.00	1345.00	1070.00	537.50	1517.50	93.50	232.50	293.50	322.50	627.50	482.50	787.50	1025.00	62.00
01/28	615.00	1280.00	1070.00	537.50	1500.00	93.50	232.50	293.50	322.50	620.00	482.50	772.50	1025.00	62.00
02/04	605.00	1400.00	1087.50	537.50	1480.00	96.00	232.50	293.50	322.50	620.00	482.50	770.00	1025.00	62.00
02/11	605.00	1400.00	1087.50	537.50	1480.00	95.00	232.50	291.00	307.50	620.00	482.50	770.00	1025.00	62.00
02/18	597.50	1400.00	1087.50	527.50	1480.00	105.00	235.00	292.50	305.00	620.00	482.50	757.50	1025.00	62.00
02/25	597.50	1400.00	1087.50	527.50	1480.00	110.00	236.50	292.50	305.00	620.00	482.50	757.50	1025.00	62.00
03/03	597.50	1400.00	1087.50	527.50	1480.00	120.00	236.50	292.50	305.00	620.00	482.50	770.00	1025.00	62.00
03/10	597.50	1400.00	1087.50	527.50	1480.00	120.00	257.50	292.50	320.00	620.00	492.50	767.50	1025.00	62.00
03/17	592.50	1370.00	1110.00	544.00	1465.00	120.00	237.50	292.50	320.00	622.00	497.50	780.00	1020.00	63.00
03/24	592.50	1370.00	1110.00	544.00	1465.00	120.00	237.50	292.50	320.00	622.00	502.50	780.00	1020.00	63.00
03/31	592.50	1370.50	1110.00	545.00	1466.00	120.00	238.50	293.50	320.00	623.00	502.50	780.00	1021.00	63.00
04/07	592.50	1370.50	1110.00	533.50	1453.50	120.00	238.50	293.50	320.00	623.00	502.50	780.00	1021.00	63.00
04/14	580.00	1343.50	1110.00	511.00	1400.00	113.00	238.50	290.00	320.00	623.00	502.50	775.00	1021.00	63.00
04/21	580.00	1343.50	1110.00	511.00	1400.00	110.00	238.50	290.00	322.50	623.00	502.50	775.00	1021.00	63.00
04/28	581.00	1343.50	1111.00	512.00	1401.00	110.00	239.50	291.00	323.50	623.00	502.50	775.00	1021.00	68.00
05/05	566.00	1331.00	1111.00	512.00	1399.50	107.50	239.50	291.00	301.00	623.00	491.00	775.00	1048.50	67.50
05/12	552.50	1312.50	1111.00	508.50	1399.50	104.00	239.50	287.50	293.50	578.00	491.00	767.50	1036.00	68.00
05/19	552.50	1312.50	1111.00	508.50	1399.50	104.00	239.50	287.50	295.00	578.00	491.00	767.50	1036.00	68.50
05/26	552.50	1312.50	1111.00	508.50	1399.50	104.00	239.50	287.50	295.00	578.00	491.00	767.50	1036.00	68.50
06/02	552.50	1312.50	1111.00	508.50	1399.50	104.00	239.50	287.50	295.00	578.00	491.00	767.50	1036.00	68.50
06/09	552.50	1312.50	1111.00	508.50	1399.50	104.00	239.50	287.50	295.00	578.00	491.00	767.50	1036.00	68.50
06/16	552.50	1312.50	1111.00	508.50	1399.50	104.00	239.50	287.50	295.00	578.00	491.00	767.50	1011.00	68.50
06/23	546.00	1312.50	1101.00	502.50	1177.00	105.00	239.50	287.50	295.00	578.00	491.00	767.50	1008.50	69.00
06/30	546.00	1312.50	1101.00	495.00	1398.50	105.00	239.50	287.50	305.00	621.50	491.00	767.50	1008.50	67.50
07/07	546.00	1312.50	1101.00	495.00	1398.50	105.00	239.50	287.50	305.00	621.50	491.00	767.50	1008.50	67.50
07/14	546.00	1312.50	1101.00	495.00	1398.50	105.00	239.50	287.50	305.00	621.50	491.00	767.50	1008.50	67.50
07/21	546.00	1312.50	1101.00	495.00	1398.50	105.00	239.50	287.50	305.00	621.50	491.00	770.00	1000.00	67.50
07/28	546.00	1312.50	1101.00	495.00	1398.50	105.00	239.50	287.50	305.00	621.50	491.00	770.00	1012.50	67.50
08/04	547.50	1312.50	1101.00	495.00	1398.50	105.00	239.50	287.50	305.00	621.50	491.00	797.50	1012.50	67.50
08/11	547.50	1312.50	1101.00	476.00	1398.50	105.00	239.50	287.50	305.00	621.50	491.00	805.00	962.50	67.50
08/18	547.50	1268.50	1101.00	458.50	1372.50	105.00	239.50	287.50	305.00	621.50	491.00	805.00	997.50	67.50
08/25	552.50	1268.50	1110.00	458.50	1372.50	105.00	239.50	291.50	310.00	623.00	491.00	807.50	997.50	67.50
09/01	560.00	1268.50	1110.00	470.00	1326.00	110.00	239.50	294.00	315.00	623.00	498.50	816.00	997.50	67.50
09/08	533.50	1238.50	1115.00	470.00	1326.00	112.50	245.50	304.00	330.00	628.00	483.50	840.00	1000.00	67.50
09/15	538.50	1226.00	1132.50	465.00	1326.00	121.00	243.50	296.50	332.50	645.00	527.50	880.00	1000.00	71.50
09/22	545.00	1226.00	1142.50	472.50	1332.50	128.50	248.50	308.50	342.50	627.50	542.50	925.00	1000.00	76.50
09/29	582.50	1252.50	1142.50	472.50	1332.50	130.00	257.50	312.50	332.50	627.50	550.00	937.50	987.50	76.50
10/06	582.50	1256.00	1147.50	472.50	1332.50	126.00	257.50	303.50	332.50	632.50	542.50	937.50	975.00	76.50
10/13	582.50	1256.00	1147.50	462.50	1332.50	126.00	257.50	303.50	332.50	632.50	535.00	937.50	975.00	76.50
10/20	582.50	1256.00	1147.50	460.00	1332.50	126.00	257.50	303.50	332.50	662.50	517.50	920.00	975.00	76.50
10/27	580.00	1248.50	1137.50	455.00	1317.50	128.50	262.50	303.50	332.50	662.50	517.50	920.00	975.00	76.50
11/03	580.00	1248.50	1137.50	455.00	1317.50	128.50	262.50	303.50	332.50	662.50	517.50	920.00	975.00	76.50
11/10	575.00	1232.50	1137.50	453.50	1317.50	126.00	262.50	303.50	327.50	662.50	500.00	915.00	962.50	72.50
11/17	552.50	1220.00	1120.00	442.50	1302.50	122.50	262.50	303.50	327.50	657.50	512.50	912.50	950.00	70.00
11/24	552.50	1212.50	1112.50	430.00	1223.50	122.50	262.50	303.50	325.00	652.50	495.00	910.00	950.00	70.00
12/01	552.50	1212.50	1112.50	430.00	1223.50	115.00	262.50	292.50	322.50	652.50	475.00	910.00	950.00	70.00
12/08	550.00	1207.50	1107.50	422.50	1203.50	114.50	262.50	292.50	315.00	645.00	462.50	885.00	950.00	70.00
12/15	545.00	1197.50	1095.00	415.00	1193.50	107.50	262.50	292.50	310.00	637.50	465.00	875.00	950.00	70.00
12/22	545.00	1197.50	1095.00	415.00	1193.50	107.50	262.50	292.50	310.00	637.50	465.00	875.00	950.00	70.00
12/29	545.00	1197.50	1095.00	415.00	1193.50	107.50	262.50	292.50	310.00	637.50	465.00	875.00	950.00	70.00
2000	570.09	1300.86	1109.40	491.91	1377.01	111.23	244.78	293.76	315.31	623.93	496.20	820.87	1002.33	67.73
1999	569.68	1266.67	1129.18	554.65	1478.83	110.22	233.26	294.81	317.25	613.55	476.38	960.07	1025.38	60.90

Simple average prices

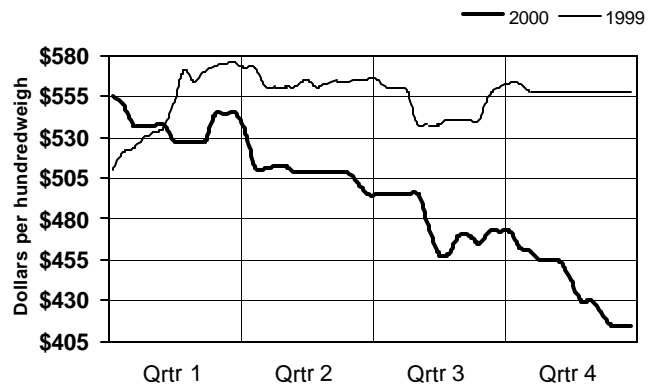
Boxed Veal Cuts

2000

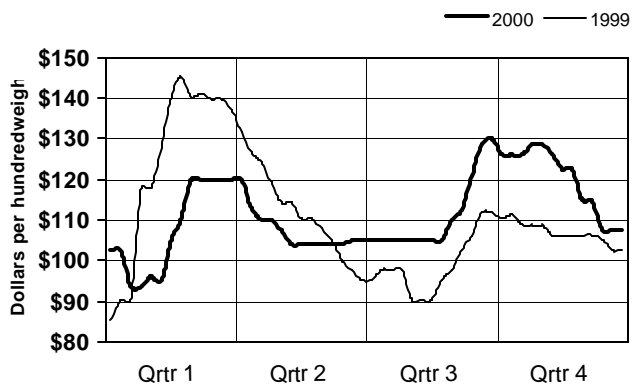
Trimmed 4X4 Loins



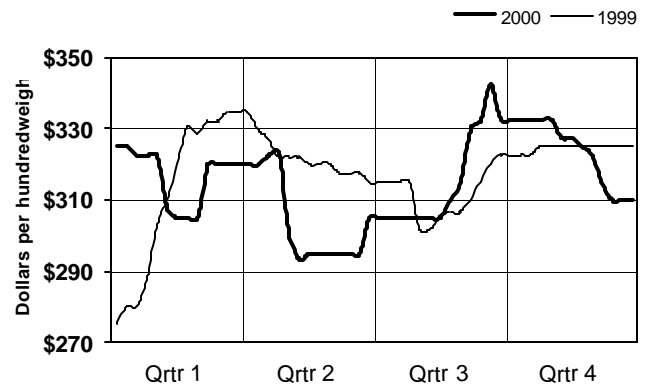
Hotel Rack - 7 Rib



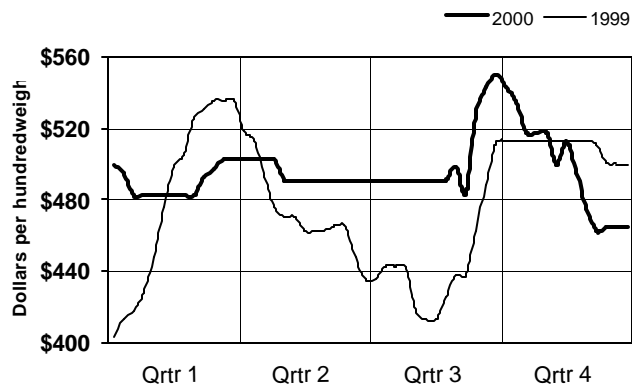
Square-Cut Chuck



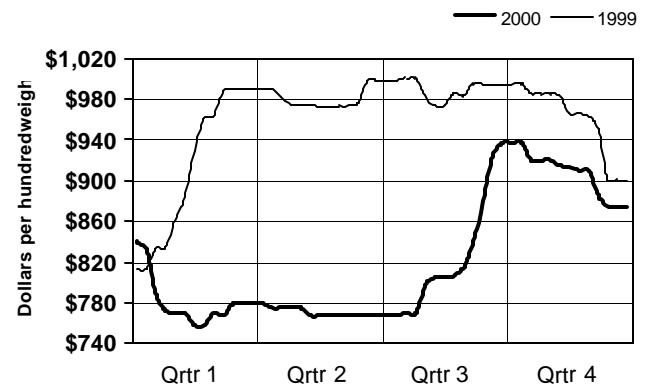
Single Legs



Legs, BHS Heel-Out



Trimmed Top Round, Cap-Off



Stocks in Cold Storage

Stocks in All Warehouses

2000 Month	Beef				Pork									
	Boneless Beef	% of 1999	Beef Cuts	% of 1999	Picnics Bone-in	% of 1999	Hams Bone-in	% of 1999	Hams Boneless	% of 1999	Bellies	% of 1999	Loins Bone-in	% of 1999
January	258,522	97%	47,918	140%	9,383	80%	41,136	104%	35,113	87%	43,755	53%	16,121	76%
February	273,255	103%	47,274	136%	11,721	95%	54,120	103%	35,030	89%	49,936	54%	17,065	93%
March	297,480	110%	53,041	134%	10,029	117%	50,543	126%	46,767	126%	60,139	57%	14,190	89%
April	314,348	114%	52,710	128%	8,577	96%	48,819	68%	37,828	124%	63,414	58%	14,510	76%
May	320,812	119%	52,711	141%	7,936	94%	55,915	83%	43,398	86%	68,245	63%	14,410	90%
June	321,239	127%	59,030	144%	9,124	109%	61,114	76%	51,732	110%	60,524	65%	11,029	69%
July	309,275	126%	55,716	119%	8,887	143%	72,287	90%	58,080	107%	50,515	73%	6,980	58%
August	322,900	96%	55,242	128%	7,787	104%	79,471	90%	61,661	125%	33,005	95%	17,165	198%
September	324,016	127%	60,777	156%	6,032	76%	83,130	97%	64,239	130%	21,341	111%	18,518	222%
October	331,173	120%	61,826	134%	7,199	72%	70,679	98%	64,126	139%	20,593	92%	8,690	105%
November	337,776	126%	61,051	146%	12,389	90%	39,868	81%	54,381	161%	38,674	148%	16,316	147%
December*	321,557	119%	59,501	134%	11,109	164%	15,641	47%	34,403	123%	47,395	118%	19,337	127%

Stocks in thousand pounds

* December figures are preliminary estimates, all other months reflect actual totals

2000 Month	Pork								Lamb & Veal					
	Loins Boneless	% of 1999	Butts	% of 1999	Ribs	% of 1999	Trim	% of 1999	Other	% of 1999	Veal	% of 1999	Lamb & Mutton	% of 1999
January	12,233	101%	11,324	87%	70,202	87%	55,127	83%	87,313	108%	4,885	108%	10,362	99%
February	11,577	80%	11,534	81%	73,173	93%	59,156	87%	89,714	95%	5,535	132%	10,303	85%
March	10,447	60%	11,290	64%	75,482	89%	60,664	93%	98,082	99%	4,652	105%	11,788	95%
April	9,578	71%	9,968	56%	74,181	94%	56,134	80%	97,064	88%	3,847	92%	13,313	101%
May	9,372	85%	11,763	83%	60,165	95%	48,872	81%	97,077	98%	4,222	118%	13,105	106%
June	9,969	81%	6,943	60%	41,255	96%	45,539	88%	90,551	89%	4,391	111%	13,952	112%
July	10,644	98%	6,063	66%	37,521	95%	41,237	87%	86,641	84%	4,566	112%	13,557	113%
August	10,970	124%	7,312	130%	29,863	94%	40,577	94%	89,549	97%	4,491	103%	14,042	115%
September	11,486	148%	8,147	115%	32,742	88%	43,485	94%	76,388	85%	4,596	121%	12,867	131%
October	12,140	152%	11,679	111%	42,505	91%	54,069	103%	76,613	84%	4,647	107%	12,195	132%
November	16,248	171%	10,608	94%	54,314	99%	62,457	119%	77,717	82%	5,658	130%	12,486	132%
December*	12,834	110%	7,844	75%	68,991	103%	63,049	115%	73,440	80%	5,011	98%	13,455	154%

Stocks in thousand pounds

* December figures are preliminary estimates, all other months reflect actual totals

Notes:

Loins, boneless: Includes pork tenderloins

Trimming: Includes 42%, & 72% trimmings, boneless picnic meat, jowls, neckbone trim, and blade, cheek, head, and ham shank meat

Other: Includes ears, tails, feet, neckbones, and snouts

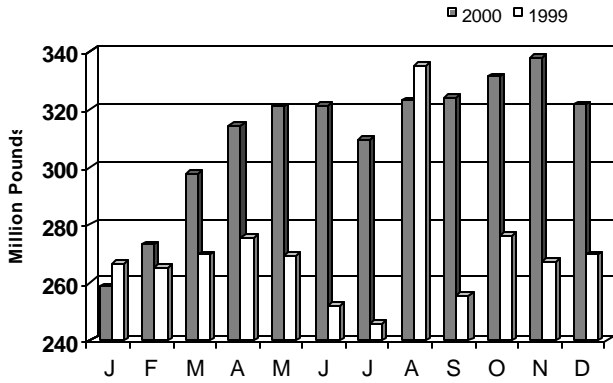
Hams, boneless includes full hams, bone removed, and individual muscles separated

Stocks in Cold Storage

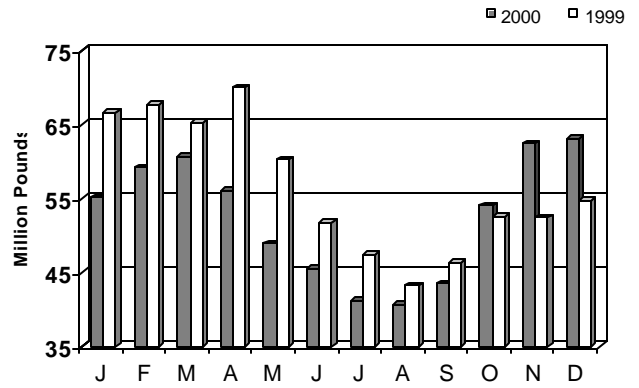
Beef and Pork held in Cold Storage

2000

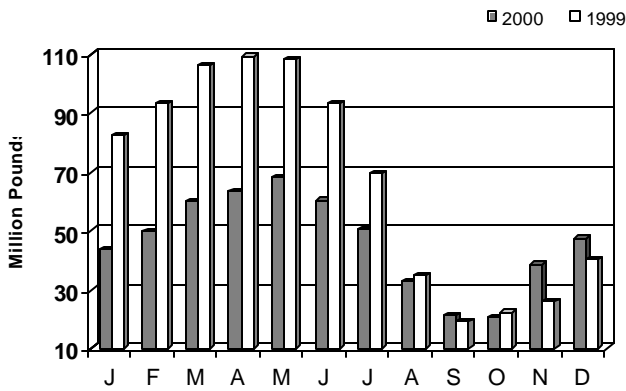
Boneless Beef



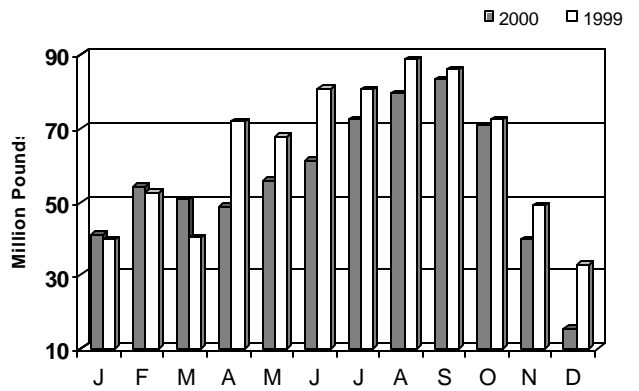
Pork Trimmings



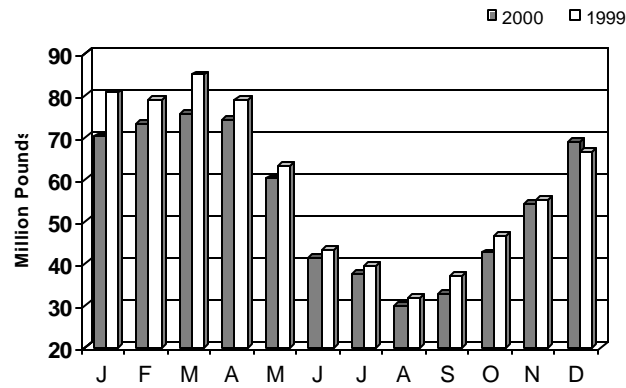
Pork Bellies



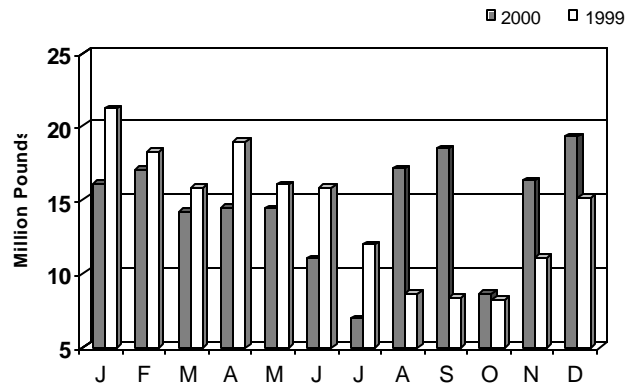
Bone-in Hams



Pork Ribs



Bone-in Pork Loins



USDA Market News Reports

Prepared and disseminated by the Des Moines Livestock and Grain Market News office

Beef Reports

NW_LS196	NATIONAL STEER & HEIFER ESTIMATED GRADING PERCENT REPORT <i>Released weekly on Monday at 12:00 PM CST</i>	www.ams.usda.gov/mnreports/nw_ls196.txt
NW_LS400	NATIONAL CARLOT BEEF REPORT <i>Released twice daily at 11:30 AM and 3:40 PM CST</i>	www.ams.usda.gov/mnreports/nw_ls400.txt
NW_LS410	BEEF CARCASS PRICE EQUIVALENT INDEX VALUE <i>Released once daily at 3:45 PM CST</i>	www.ams.usda.gov/mnreports/nw_ls410.txt
NW_LS411	NATIONAL BOXED BEEF CUTS & CUT-OUT VALUES <i>Released twice daily at 11:30 AM and 3:45 PM CST</i>	www.ams.usda.gov/mnreports/nw_ls411.txt
NW_LS412	CENTRAL U.S. COW CUTS & BONELESS PROCESSING ITEMS <i>Released once daily at 3:40 PM CST</i>	www.ams.usda.gov/mnreports/nw_ls412.txt
NW_LS421	IMPORT MEAT TRADE <i>Released twice weekly on Wednesday and Friday at 3:40 PM CST</i>	www.ams.usda.gov/mnreports/nw_ls421.txt

Pork Report

NW_LS500	NATIONAL CARLOT PORK CUTS & CUT-OUT VALUES <i>Released twice daily at 11:30 AM and 3:30 PM CST</i>	www.ams.usda.gov/mnreports/nw_ls500.txt
----------	---	--

Lamb and Veal Reports

NW_LS443	WEEKLY NATIONAL LAMB PELTS PRICE REPORT <i>Released on Monday 2:00 PM CST</i>	www.ams.usda.gov/mnreports/nw_ls443.txt
NW_LS450	NATIONAL LAMB CARCASS REPORT <i>Released once daily at 2:00 PM CST</i>	www.ams.usda.gov/mnreports/nw_ls450.txt
NW_LS451	WEEKLY DISTRIBUTIVE NORTHEAST COAST LAMB CUTS & CUT-OUT VALUES <i>Released on Wednesday at 2:00 PM CST</i>	www.ams.usda.gov/mnreports/nw_ls451.txt
NW_LS452	CARLOT VEAL CARCASS & CUTS REPORT <i>Released once daily at 2:00 PM CST, cuts released weekly on Tuesday</i>	www.ams.usda.gov/mnreports/nw_ls452.txt
NW_LS455	NATIONAL BOXED LAMB CUTS REPORT <i>Released twice weekly on Wednesday and Friday at 2:30 PM CST</i>	www.ams.usda.gov/mnreports/nw_ls455.txt

By-Products Reports

NW_LS440	BEEF & PORK VARIETY MEAT REPORT <i>Released once daily at 3:15 PM CST</i>	www.ams.usda.gov/mnreports/nw_ls440.txt
NW_LS441	BY-PRODUCT DROP VALUE (STEER) <i>Released once daily at 3:30 PM CST</i>	www.ams.usda.gov/mnreports/nw_ls441.txt
NW_LS442	TALLOW, PROTEINS & HIDES REPORT <i>Released once daily at 3:15 PM CST</i>	www.ams.usda.gov/mnreports/nw_ls442.txt
NW_LS446	WEEKLY BY-PRODUCT DROP VALUE (HOG) <i>Released on Friday at 3:30 PM CST</i>	www.ams.usda.gov/mnreports/nw_ls446.txt
NW_LS444	BY-PRODUCTS DROP VALUE (COW)/COW VARIETY MEATS <i>Released weekly on Friday at 3:30 PM CST</i>	www.ams.usda.gov/mnreports/nw_ls444.txt

Cattle Reports

NW_LS130	IOWA-SO. MINN DIRECT SLAUGHTER CATTLE <i>Released twice daily at 11:30 AM and 2:15 PM CST</i>	www.ams.usda.gov/mnreports/nw_ls130.txt
NW_LS131	IOWA-SO. MINN DIRECT SLAUGHTER CATTLE CLOSE <i>Released once daily at 9:45 AM CST</i>	www.ams.usda.gov/mnreports/nw_ls131.txt
NW_LS195	NATIONAL CARCASS PREMIUMS & DISCOUNTS FOR SLAUGHTER STEERS/HEIFERS <i>Released once weekly on Monday at 10:30 AM CST</i>	www.ams.usda.gov/mnreports/nw_ls195.txt
NW_LS721	IOWA-SO. MINN DIRECT SLAUGHTER CATTLE DAILY WEIGHTED AVERAGE <i>Released at 11:00 AM CST</i>	www.ams.usda.gov/mnreports/nw_ls721.txt
NW_LS722	IOWA-SO. MINN DIRECT SLAUGHTER CATTLE WEEKLY WEIGHTED AVERAGE <i>Released on Monday at 11:00 AM</i>	www.ams.usda.gov/mnreports/nw_ls722.txt

Cattle Reports

NW_LS135	IOWA-SO. MINN DIRECT SLAUGHTER CATTLE WEEKLY SUMMARY <i>Released on Monday at 11:30 AM CST</i>	www.ams.usda.gov/mnreports/nw_ls135.txt
NW_LS165	IOWA-SO. MINN DIRECT FEEDER CATTLE WEEKLY SUMMARY <i>Released on Friday at 1:30 PM CST</i>	www.ams.usda.gov/mnreports/nw_ls165.txt
NW_LS830	DIRECT CATTLE MIDWEST & HI PLAINS PRICE COMPARISON <i>Released once daily at 11:30 AM CST</i>	www.ams.usda.gov/mnreports/nw_ls830.txt
NW_LS832	MIDWEST & HI PLAINS DIRECT SLAUGHTER CATTLE <i>Released once daily at 3:30 PM CST</i>	www.ams.usda.gov/mnreports/nw_ls832.txt

Hog Reports

NW_LS228	IOWA-SO. MINN DIRECT HOGS (OPEN) <i>Released once daily at 9:00 AM CST</i>	www.ams.usda.gov/mnreports/nw_ls228.txt
NW_LS229	IOWA-SO. MINN DIRECT HOGS (MID-SESSION) <i>Released once daily at 10:30 AM CST</i>	www.ams.usda.gov/mnreports/nw_ls229.txt
NW_LS230	IOWA-SO. MINN DIRECT HOGS (CLOSE) <i>Released once daily at 1:45 PM CST</i>	www.ams.usda.gov/mnreports/nw_ls230.txt
NW_LS233	WESTERN CORNBELT LEAN VALUE DIRECT HOG (OPEN) <i>Released once daily at 11:00 AM CST</i>	www.ams.usda.gov/mnreports/nw_ls233.txt
NW_LS232	WESTERN CORNBELT LEAN VALUE DIRECT HOG (CLOSE) <i>Released once daily at 2:00 PM CST</i>	www.ams.usda.gov/mnreports/nw_ls232.txt
NW_LS295	NATIONAL BASE LEAN HOG CARCASS SLAUGHTER COST REPORT <i>Released once daily at 2:00 PM CST</i>	www.ams.usda.gov/mnreports/nw_ls295.txt
NW_LS720	IOWA-SO. MINN WEEKLY AVERAGE WEIGHT BARROWS/GILTS <i>Released on Wednesday at 2:00 PM CST</i>	www.ams.usda.gov/mnreports/nw_ls720.txt
NW_LS255	IOWA & CENTRAL U.S. DIRECT DELIVERED FEEDER PIG REPORT <i>Released weekly on Friday at 2:30 PM CST</i>	www.ams.usda.gov/mnreports/nw_ls255.txt
NW_LS852	U.S. DIRECT FEEDER PIG SUMMARY <i>Released weekly on Friday at 3:00 PM CST</i>	www.ams.usda.gov/mnreports/nw_ls852.txt
NW_LS831	MIDWEST DIRECT HOG PRICE COMPARISON <i>Released once daily at 2:30 PM CST</i>	www.ams.usda.gov/mnreports/nw_ls831.txt

Sheep Reports

NW_LS330	MIDWEST DIRECT SHEEP REPORT <i>Released once daily at 8:30 AM CST</i>	www.ams.usda.gov/mnreports/nw_ls330.txt
NW_LS335	MIDWEST DIRECT WEEKLY SHEEP REPORT <i>Released on Friday at 8:30 AM CST</i>	www.ams.usda.gov/mnreports/nw_ls335.txt

Publications

NATIONAL CARLOT MEAT REPORT <i>Released daily at 4:00 PM CST</i>	www.ams.usda.gov/lsg/mnocs/pdf_monthly/composite.htm
WEEKLY NATIONAL CARLOT MEAT REPORT <i>Released on Monday at 11:00 AM CST</i>	www.ams.usda.gov/lsg/mnocs/pdf_weekly/compweekly.htm
NATIONAL LAMB SUMMARY <i>Released daily at 4:00 PM CST</i>	www.ams.usda.gov/lsg/mnocs/pdf_monthly/composite.htm
WEEKLY NATIONAL LAMB SUMMARY <i>Released on Friday at 4:00 PM CST</i>	www.ams.usda.gov/lsg/mnocs/pdf_weekly/compweekly.htm
NATIONAL VEAL SUMMARY <i>Released weekly on Thursday at 1:00 PM CST</i>	www.ams.usda.gov/lsg/mnocs/pdf_weekly/compweekly.htm
INTERNATIONAL MEAT REVIEW <i>Released bi-weekly every other Wednesday at 2:00 PM CST</i>	www.ams.usda.gov/lsg/mnocs/pdf_monthly/composite.htm
USDA PHARMACEUTICAL REPORT <i>Released monthly and quarterly</i>	www.ams.usda.gov/lsg/mnocs/pdf_monthly/composite.htm

Glossary

- Blood Meal:** Pulverized or finely ground dried blood. Water is usually removed by either flash drying or by the conventional cooker method. Blood meal is high in protein (85 percent) and is used as a feed additive. Valued as a good source of natural lysine.
- Bob Veal:** A house graded baby dairy calf slaughtered at 1-3 weeks of age based upon freshness and lean texture. Slaughter weight ranges between 50-110 pounds. Meat is sold mostly for trimmings and for lower priced calf cuts. The term originated in the days when lightweight calf carcasses were tail bobbed instead of trying to skin the small tail.
- Boning Utility:** Industry term for thin, lower-grade type cattle, usually cows. These cattle are normally boned for ground beef production after the removal of merchandisable cuts. Also known as Boners.
- Breaking Utility:** Industry term for a low grade of cattle, usually cows, normally with a yield grade range of 2-4, which are processed into various cuts. Also known as Breakers.
- Butt Branded:** In hides, refers to a hide which has had a brand placed on the portion of the skin covering the rump area of the animal.
- By-Products:** The edible and inedible organs, glands, and fat of a meat animal. (See also Variety Meats.)
- C.A.F.:** Cost after freight. Trades made on a delivered basis and reported with freight overages included.
- Canner:** The lowest USDA quality grade of beef. These animals, usually cows, are too thin to yield many merchandisable cuts of meat and are usually used for boneless processing meat.
- Cap and Wedge Meat:** The meat removed from the scapula or shoulder bone. Also called lifter meat or blade meat.
- Carlot:** Normally used to refer to a truckload quantity, which is generally accepted as being 40,000 pounds.
- Chemical Lean:** Refers to the fat analysis of a product, usually trimmings, as determined through a chemical test. Expressed as a percentage of lean.
- Choice White Grease:** Rendered, inedible pork fat. Used in pet foods and animal feeds.
- C.I.F.:** Cost, insurance, freight. Commonly used on the import beef market to describe trades of product, which arrive at U.S. ports with only the cost of freight and insurance included in the reported price. Does not include import duties, inspection charges, or unloading charges.
- Coarse Ground Beef:** Ground beef prepared from boneless beef or beef trimmings from domestic fed cattle. The product, of a rather large particle size, is used for further processing. (See also Coarse Ground Blended Beef.)
- Coarse Ground Blended Beef:** Ground beef prepared, in any combination, from boneless beef or beef trimmings from domestic fed cattle, dairy breeds, or cows and bulls. The product of a rather large particle size is used for further processing. (See also Coarse Ground Beef.)
- Colorado Branded:** In hides, refers to placement of a brand on the side of an animal, although not necessarily from Colorado. Also called Collies.
- Combo:** A large, open, tub-like container in which meat is commonly transported, especially meat destined for further processing. Roughly equivalent to 2000 pounds in weight.
- Cut-Out:** A calculation representing the approximate value of a total unit (usually a carcass) based upon the prices received for its respective parts. The prices for these parts are multiplied by their respective yield to the whole and the products are summed into the final cutout.
- Cutter:** The next to lowest USDA quality grade for beef. These animals, usually cows, are normally too thin to yield but a few merchandisable cuts of meat but are suitable for the production of boneless beef.
- Denver Style Rib:** Refers to the rib portion of the lamb breast.
- Distributive:** Refers to trades made in amounts usually much less than carlot; such trades as walk-in business and delivery to local retailers or HRI businesses. These trades normally reflect the added cost of extra handling.
- Dressing Percentage:** Refers to the yield of dressed carcass from a live animal.
- Drop:** 1) Refers to primal cuts as they are removed from the carcass before any further trimming, etc, has been done to them (i.e., drop loin, etc.). Sometimes also called commodity product. 2) Refers to the offal, which "drops" out of a carcass in the slaughter operation. Commonly associated with most variety meats. (See also Offal.)
- Dry Rendered Tankage (DRT):** Cooked residue remaining after lard or tallow has been released in the dry rendering process. Also called "cracklings". Usually ground and added to feed with a beef protein level of approximately 44 percent and a pork protein level of approximately 55 percent.
- Ex-Dock Price:** The price of an imported product after import duties, inspection charges, and unloading charges are paid and added to the C.I.F. (Cost, insurance, freight) price of the product.
- F.O.B.:** Freight on Board or Free on Board. Trades made in which the cost of freight is backed off to arrive at the base price of the product. Usually associated with a basis point from which freight is calculated, such as Omaha.
- Foresaddle:** The unsplit front half of a veal or lamb carcass.
- Heel:** A group of small muscles located in the lower portion of the outside round.
- Hide-On:** Veal carcasses sold with the hide intact. Usually used when calf is slaughtered and broken at different facilities to reduce shrink through moisture loss. Normally dresses 70 percent.
- Hide-Off:** Veal carcasses sold with the hide removed. Usually done in facilities where slaughtering and breaking both take place. Normally dresses 62.5 percent.
- Hindsaddle:** The unsplit rear half of a lamb or veal carcass. Corresponds to the hindquarter in beef.
-

Glossary

- IMPS (Institutional Meat Purchasing Specifications):** Written specifications that describe in detail how various cuts of meat are produced and recommended for procurement. Prepared by AMS's Standardization Branch.
- Lard:** The fat rendered from fresh, clean, sound fatty tissues of USDA inspected and passed hog carcasses.
- Less-than-Carlot (LCL):** Volume made up of less than the 40,000 pounds normally associated with a full truckload.
- Loose Lard:** Lard that is bulk packaged (railcars or trucks).
- Meat and Bone Meal:** The dry, rendered product derived from animal tissue that is ground into meal for a feed additive. The standard protein level is 50 percent.
- Native:** In hides, refers to a hide that has not been branded.
- North Central:** Area usually associated with the following states : Ohio, Indiana, Illinois, Michigan, and Wisconsin.
- Northeast:** Area usually associated with the following states : Massachusetts, Maryland, Pennsylvania, New York, New Jersey, Delaware, Connecticut, and Vermont.
- Offal:** In red meat species, the organs or parts from the thoracic and abdominal cavities and the tongue. (See also By-Products.)
- One Hundred Percent Lean (100%):** Cuts of meat, usually from Cutter cow carcasses, that have been nearly completely freed of fat.
- PSO:** Purchaser Specified Option, now known as Fat Limitations (FL). The maximum fat limitation for surface fat thickness and/or seam fat specified in item descriptions for boxed beef cuts.
- Pelt:** The skin and attached wool from a sheep carcass.
- Primals:** The basic major cuts of meat into which carcasses or sides are separated.
- Regular Liver:** Livers obtained from cow carcasses.
- Regular Tripe:** Tripe obtained from cow carcasses.
- Rendering:** The separation of fats and oils from the supportive connective tissue by heating the fats and oils until they are fluid.
- River Hides:** Hides from cattle produced mainly in the major cattle producing states along the upper Missouri River - Nebraska, Iowa, Missouri, and Kansas.
- Scalded:** Cleaned in boiling or very hot water (i.e., scalded tripe, etc).
- Seedless Bellies:** Pork bellies free of mammary gland tissue.
- Select Livers:** Refers to livers from young beef animals as opposed to regular livers that come from older animals (cows). (See also Regular Livers.)
- Shorn Pelts:** Pelts from lambs that have been clipped at some point before slaughter. Also known as shearlings. Categories as follows: Fall Clips 1-2" wool length; No. 1's 5/8-1" length; No. 2's 3/8-5/8"; No. 3's 1/8-3/8" (1/4" minimum also used); No. 4's 1/8" or less. Length is measured where wool is the shortest - usually along the side or belly. Grading is based on shortest length, not average length. Shorn pelts of 2-3" are usually sold as wools or unshorns. (See also Unshorn Pelts.)
- Simple Average:** Mathematical expression obtained by calculating the mean of several numbers. (See also Weighted Average.)
- Special Fed:** Refers to veal calves that are fed a special milk formula to prohibit the development of the red color normally associated with the meat of older beef animals. They are kept on this formula for 16-24 weeks, usually 18 weeks. Slaughter weights range between 300-500 pounds. Also known as Formula Fed, Milk Fed, and Natures.
- Square-Cut:** Refers normally to the manner of cutting a beef or veal primal chuck. The brisket or breast and the foreshank are removed by a cut perpendicular to the rib-chuck separation and passing through the cartilaginous juncture of the first rib and sternum. The resultant item is in the approximate shape of a square. In pork ears, refers to the removal via straight cut of the two flaps of skin remaining after the removal of the ear canal (approximately a 30% yield loss).
- Tankage:** Cooked animal material (except for paunch contents), either before or after pressing or extracting. (See also Dry Rendered Tankage.)
- Tallow:** The rendered fat from carcasses of ruminant animals.
- Texas Steer or Heifer:** In hides, once used to refer to side branded hides of a narrow close compact pattern, and plump thickness although not necessarily from Texas. In contemporary usage, the brand is not limited to just the side.
- Tripe:** The cleaned and denuded beef rumen and reticulum. Tripe from the rumen is considered normal tripe. Tripe from the reticulum is called honeycomb tripe. Tripe from cow carcasses is called regular tripe.
- Unshorn Pelts:** Also known as "wools". Can be anything with a wool length of over 1-1/2" but usually over 3" in length. Western slope are usually 2-1/2" but vary between 1-3/8" - 3". Genuine Spring Lamb 1-1/2" - 3". Spring Lamb varies widely depending on the area from which they come. This category is usually misused as not all reported Spring Lambs are Genuine Spring Lambs. (See also Shorn Pelts.)
- Variety Meats:** A term usually used to describe offal items such as heart, liver, tongue, brain, sweetbread, etc. (See also Offal.)
- Veal:** Meat derived from the carcass of young bovine animals, usually under five months of age. Veal is pale in color, ranging from light to dark grayish pink. (See also Milk-Fed Veal; Nature Veal; Special Fed.)
- Weighted Average:** A calculated average in which the relative frequency of the occurrence of an item among related items is factored into the final average. (See also Simple Average.)
- Yellow Grease:** Restaurant greases (fats and oils from cooking) or lower quality tallow from rendering plants. Used for pet food and animal feeds.

USDA Livestock & Grain Market News

reports and publications are available free of charge
on the World Wide Web by accessing our web site at

www.ams.usda.gov/lsg/mnacs/index.htm

Subscription Services

Fax Services

(Annual rates in US\$ for domestic and Canada; all others inquire for rate quote)

National Carlot Meat Report (Daily Blue Sheet)	
Full Report (6 pages)	\$650.00
Individual Pages.	\$175.00
Weekly National Carlot Meat Report (5 pages)	\$150.00
Daily National Lamb Market Summary	\$175.00
Weekly National Lamb Market Summary	\$130.00
Weekly National Veal Market Summary	\$80.00
International Meat Review	\$60.00

Mail Services

(Annual rates in US\$ for domestic unless otherwise noted; all others inquire for rate quote)

National Carlot Meat Report (Daily Blue Sheet)	
Domestic.	\$310.00
Canada/Mexico.	\$335.00
Other Countries.	\$480.00
Weekly National Carlot Meat Report	
Domestic.	\$85.00
Canada/Mexico.	\$90.00
Other Countries.	\$120.00
Weekly National Lamb Market Summary	
Domestic.	\$70.00
Weekly National Veal Market Summary	
Domestic.	\$45.00
Canada/Mexico.	\$50.00
Other Countries.	\$80.00
International Meat Review	
Domestic.	\$50.00
Canada/Mexico.	\$60.00
Other Countries.	\$100.00

Historical Data

Historical market information has been kept for all of the livestock and meat commodities reported by the USDA Livestock and Grain Market News office in Des Moines, Iowa. Upon request, data dating back to 1987 is available electronically via E-mail or a 3.5" diskette. The cost for receiving historical data through E-mail is \$25.00 for the first 2 Mb and \$10.00 for each additional 2 Mb. For a diskette, the cost is \$25.00 for the first diskette and \$10.00 for each additional diskette.

(All rates effective as of January 1, 2001)

The U.S. Department of Agriculture (USDA) prohibits discrimination in all of its programs and activities on the basis of race, color, national origin, gender, religion, age, disability, political beliefs, and marital or familial status.