

1996

NATIONAL CARLOT MEAT TRADE  
REVIEW

Meat, Livestock, & Slaughter Data



Livestock and Seed Program  
Livestock and Grain Market News Service  
Des Moines, Iowa



Once again we are proud to offer the latest edition of the *National Carlot Meat Trade Review*. In our ongoing quest to pinpoint and satisfy the needs of our customers, several changes and additions have been made to this year's edition which broaden and refine the base of information covered. Nearly all of these came in response to suggestions and requests from members of the livestock and meat industry. Only through this partnership with industry can we continue to strive towards excellence in providing information on the livestock and meat markets nationwide.

The information found in this book is the direct result of the day-to-day support and cooperation shown by industry members towards the Agricultural Market Service and its programs. AMS is the originating source for nearly all market information available today. It is in appreciation for this support that we provide this book in the hopes that you may find it useful in making daily marketing decisions.

The material found within the pages of this book is only a small part of that which is available. Market information and statistics are kept for all commodities on which we report and are obtainable by request from our office in Des Moines, Iowa.

We appreciate this opportunity to serve you and hope that this book proves useful in the coming year. Please feel free to contact our office if we can ever be of service.

Sincerely,

Michael G. Erwin  
National Meat Reporting Supervisor

Michael E. Sheats  
OIC, Meat Reporting

Jack Obermeier  
OIC, Livestock Reporting

Lucy Clark  
Myrna Couch  
Charlie Gledhill  
John Goetz  
Marilyn Holloman  
Larry Johnson

Morey Juhlin  
Peggy Lanscak  
Amy Levy  
Michael Lynch  
Darold Mapes

Molly Monaghan  
Jodie Pitcock  
Michael Schrader  
Chris Sommers  
Bill Sumpter  
Lamar Yawn

# Contents

---

## Section 1 – Livestock and Meat Statistics Table

Actual Slaughter Under Federal Inspection	
All Cattle, Steer, and Heifer	1-1
All Cows, Bulls and Stags	1-2
All Hogs	1-3
All Sheep, Veal and Calves	1-4
Daily Slaughter – Cattle and Calves	1-5
Daily Slaughter – Hogs and Sheep	1-6
National Summary of Meats Graded	1-7
Beef Market Statistics	
Boxed Beef Cutouts and Load Breakdown	1-8
Boxed Beef Composite Primal Values – Choice	1-9
Boxed Beef Composite Primal Values – Select	1-10
Boxed Beef Rib Cuts	1-11
Boxed Beef Chuck Cuts	1-12
Boxed Beef Chuck Cuts and Round Cuts	1-13
Boxed Beef Round and Loin Cuts	1-14
Boxed Beef Loin Cuts	1-15
Boxed Beef Closely Trimmed Chuck and Round Cuts	1-16
Boxed Beef Closely Trimmed Round Cuts	1-17
Boxed Beef Trimmed Round and Loin Cuts	1-18
Boxed Beef Trimmed Loin Cuts	1-19
Coarse Grinds and Coarse Grind Blends	1-20
Course Grind Blends	1-21
Processing Beef, Trimmings, Carcass Equivalent Index Values	1-22
Imported Beef	1-23
Cow Carcass, Cutout, and Cutter Cuts	1-24
Utility Cow Cuts	1-25
Beef Variety Meats and Drop Value	1-26
Tallows, Greases, Protein Feed Supplements, and Lard	1-27
Major Packer Hides	1-28
Pork Market Statistics	
Pork Cutouts and Retail Pork Cuts	1-29
Processing Pork Cuts	1-30
Pork Trimmings Pork	1-31
Pork Variety Meats	1-32
Pork Variety Meats	1-33
Lamb Market Statistics	
Lamb Carcasses, Distributive Cuts and Cutouts	1-34
Boxed Lamb Cuts	1-35

---

# Contents

---

Veal Market Statistics	
Veal Carcasses and Distributive Cuts . . . . .	1-36
Veal Distributive Cuts and Boxed Cuts . . . . .	1-37
Boxed Veal Cuts. . . . .	1-38
5-Area Direct Live Cattle Market Statistics . . . . .	1-39
Slaughter Sheep and Hog Market Statistics . . . . .	1-40
Stocks in Cold Storage. . . . .	1-41

## Section 2 – Livestock and Meat Statistics Charts

Actual Slaughter Under Federal Inspection	
Total Slaughter by Species . . . . .	2-1
Meat Production by Species . . . . .	2-2
Dressed Weight by Species. . . . .	2-3
Live Weight by Species . . . . .	2-4
National Summary of Meats Graded. . . . .	2-5
Beef Market Statistics	
Boxed Beef Cutouts and Load Counts . . . . .	2-6
Boxed Beef Primal Values and Volumes . . . . .	2-7
Coarse Grinds and Coarse Grind Blends . . . . .	2-8
Domestic Processing Beef . . . . .	2-9
Imported Processing Beef . . . . .	2-10
Beef Carcass Equivalent Index and Cow Carcass . . . . .	2-11
Drop Value, Tallows, and Protein Feed Supplement . . . . .	2-12
Beef Variety Meats . . . . .	2-13
Major Packer Hides. . . . .	2-14
Pork Market Statistics	
Cutout and Fresh Retail Cuts . . . . .	2-15
Processing Cuts . . . . .	2-16
Pork Trimmings . . . . .	2-17
Pork Variety Meats . . . . .	2-18
Pork Variety Meats, Lard and Grease . . . . .	2-19
Lamb Market Statistics	
Carcass Lamb, Distributive Cuts and Cutouts . . . . .	2-20
Boxed Lamb Cuts . . . . .	2-21
Veal Market Statistics	
Veal Carcass and Distributive Veal Cuts . . . . .	2-22
Distributive and Boxed Veal Cuts. . . . .	2-23
5-Area Direct Live Cattle and Discounts and Premiums . . . . .	2-24
Slaughter Sheep and Hog Market Statistics . . . . .	2-25
Stocks in Cold Storage	
Beef and Pork . . . . .	2-26
Pork, Veal, and Lamb and Mutton . . . . .	2-27

---

1996

NATIONAL CARLOT MEAT TRADE  
REVIEW

Actual Slaughter Under Federal Inspection



Livestock and Seed Program  
Livestock and Grain Market News Service  
Des Moines, Iowa

## Actual Slaughter Under Federal Inspection Meat Production and Actual Live & Dressed Weight

1996	All Cattle				Steer			Heifer		
Week Ending	Total Cattle	Meat Production	Live Weight	Dressed Weight	No. of Head	% of Total	Dressed Weight	No. of Head	% of Total	Dressed Weight
01/05	604,013	433.0	1,209	720	302,611	50.10%	784	177,580	29.40%	723
01/12	693,610	492.2	1,198	713	338,482	48.80%	777	206,002	29.70%	716
01/19	688,361	488.9	1,193	714	345,557	50.20%	779	191,364	27.80%	716
01/26	677,413	479.8	1,188	712	331,255	48.90%	771	205,256	30.30%	718
02/02	649,718	459.8	1,182	711	323,560	49.80%	773	196,865	30.30%	708
02/09	650,836	457.4	1,182	710	326,720	50.20%	769	195,902	30.10%	708
02/16	704,945	494.9	1,177	706	331,324	47.00%	771	216,418	30.70%	709
02/23	697,440	492.5	1,184	706	347,325	49.80%	765	206,442	29.60%	712
03/01	688,599	488.9	1,187	713	341,545	49.60%	773	206,580	30.00%	715
03/08	673,226	476.8	1,183	712	339,306	50.40%	769	201,295	29.90%	713
03/15	671,892	474.3	1,183	709	334,602	49.80%	765	201,568	30.00%	716
03/22	682,847	478.7	1,175	705	325,718	47.70%	767	213,048	31.20%	706
03/29	642,870	448.2	1,169	701	313,078	48.70%	758	193,504	30.10%	708
04/05	673,080	469.7	1,166	701	334,521	49.70%	760	203,270	30.20%	704
04/12	672,729	467.7	1,165	699	347,801	51.70%	758	186,346	27.70%	695
04/19	698,673	482.9	1,158	695	355,625	50.90%	751	192,135	27.50%	697
04/26	729,112	506.3	1,160	698	377,680	51.80%	754	201,235	27.60%	697
05/03	724,362	503.8	1,160	699	372,322	51.40%	756	207,168	28.60%	698
05/10	739,472	516.0	1,160	701	383,786	51.90%	758	215,926	29.20%	692
05/17	752,528	522.5	1,158	696	393,572	52.30%	751	209,203	27.80%	692
05/24	750,295	521.7	1,162	698	395,405	52.70%	755	202,580	27.00%	699
05/31	664,771	459.4	1,160	694	337,704	50.80%	754	184,806	27.80%	694
06/07	757,213	528.7	1,168	702	391,479	51.70%	761	217,320	28.70%	697
06/14	767,910	538.5	1,168	705	398,545	51.90%	759	225,766	29.40%	702
06/21	713,397	498.1	1,168	702	361,692	50.70%	760	208,312	29.20%	698
06/28	723,781	509.7	1,165	704	379,261	52.40%	762	202,659	28.00%	697
07/05	597,006	420.8	1,172	708	306,264	51.30%	765	180,296	30.20%	699
07/12	700,002	488.1	1,165	701	353,501	50.50%	763	196,001	28.00%	700
07/19	720,967	503.8	1,168	702	366,251	50.80%	765	198,987	27.60%	703
07/26	679,628	476.0	1,167	704	347,970	51.20%	766	190,975	28.10%	703
08/02	667,911	473.4	1,183	712	336,627	50.40%	775	193,694	29.00%	707
08/09	712,041	503.8	1,178	711	361,717	50.80%	774	207,204	29.10%	712
08/16	710,695	501.7	1,176	709	349,662	49.20%	774	213,919	30.10%	710
08/23	733,648	518.5	1,185	710	355,819	48.50%	778	220,094	30.00%	709
08/30	700,939	497.3	1,187	713	344,161	49.10%	779	207,478	29.60%	711
09/06	593,132	421.2	1,185	713	297,159	50.10%	777	172,601	29.10%	712
09/13	688,254	489.1	1,182	709	331,738	48.20%	777	207,853	30.20%	716
09/20	649,972	459.3	1,186	707	304,837	46.90%	777	194,992	30.00%	713
09/27	629,104	440.9	1,183	704	284,355	45.20%	772	197,539	31.40%	718
10/04	649,244	457.2	1,182	703	293,458	45.20%	776	202,564	31.20%	715
10/11	663,685	462.7	1,182	701	294,676	44.40%	780	204,415	30.80%	712
10/18	674,809	468.5	1,183	698	290,843	43.10%	775	214,589	31.80%	713
10/25	675,679	466.7	1,175	694	298,650	44.20%	771	202,028	29.90%	710
11/01	686,582	470.4	1,172	688	305,529	44.50%	769	199,109	29.00%	701
11/08	693,579	475.5	1,169	689	305,868	44.10%	768	209,461	30.20%	696
11/15	669,301	457.2	1,169	686	297,170	44.40%	764	191,420	28.60%	703
11/22	670,872	457.1	1,168	685	307,259	45.80%	763	187,173	27.90%	693
11/29	599,294	410.8	1,168	689	279,870	46.70%	759	180,987	30.20%	694
12/06	696,898	471.9	1,162	680	308,726	44.30%	757	209,766	30.10%	688
12/13	694,834	469.0	1,158	678	298,084	42.90%	754	214,009	30.80%	694
12/20	671,094	458.6	1,165	687	299,308	44.60%	758	209,381	31.20%	699
12/27	502,556	347.5	1,169	696	235,196	46.80%	760	159,310	31.70%	699
	<b>35,424,819</b>	<b>24,757.4</b>	<b>1,174</b>	<b>702</b>	<b>17,285,174</b>	<b>48.73%</b>	<b>766</b>	<b>10,434,393</b>	<b>29.49%</b>	<b>705</b>

Source: USDA National Agricultural Statistics Service

Meat Production in million pounds

## Actual Slaughter Under Federal Inspection Meat Production and Actual Live & Dressed Weight

1996	All Cows			Beef Cows		Dairy Cows		Bulls & Stags		
Week Ending	No. of Head	% of Total	Dressed Weight	No. of Head	% of Total	No. of Head	% of Total	No. of Head	% of Total	Dressed Weight
01/05	115,366	19.10%	537	61,609	10.20%	53,757	8.90%	9,060	1.50%	851
01/12	136,641	19.70%	535	76,297	11.00%	61,038	8.80%	12,485	1.80%	858
01/19	139,049	20.20%	535	75,720	11.00%	62,641	9.10%	12,390	1.80%	847
01/26	128,708	19.00%	536	67,064	9.90%	62,322	9.20%	12,193	1.80%	850
02/02	118,898	18.30%	537	63,023	9.70%	55,876	8.60%	10,395	1.60%	836
02/09	117,801	18.10%	536	59,226	9.10%	58,575	9.00%	9,763	1.50%	844
02/16	143,809	20.40%	535	76,839	10.90%	66,970	9.50%	13,394	1.90%	840
02/23	131,119	18.80%	529	70,441	10.10%	60,677	8.70%	13,251	1.90%	844
03/01	128,079	18.60%	537	64,040	9.30%	64,040	9.30%	12,395	1.80%	846
03/08	120,507	17.90%	533	64,630	9.60%	55,878	8.30%	12,118	1.80%	837
03/15	122,956	18.30%	533	63,158	9.40%	59,798	8.90%	12,766	1.90%	850
03/22	130,424	19.10%	529	72,382	10.60%	58,725	8.60%	13,657	2.00%	848
03/29	124,074	19.30%	527	68,144	10.60%	55,930	8.70%	12,215	1.90%	855
04/05	123,174	18.30%	523	65,962	9.80%	57,212	8.50%	12,115	1.80%	842
04/12	125,128	18.60%	523	69,964	10.40%	55,164	8.20%	13,455	2.00%	834
04/19	136,241	19.50%	529	75,457	10.80%	60,785	8.70%	14,672	2.10%	834
04/26	135,615	18.60%	525	80,931	11.10%	54,683	7.50%	14,582	2.00%	853
05/03	130,385	18.00%	523	78,231	10.80%	52,154	7.20%	14,487	2.00%	832
05/10	124,971	16.90%	528	74,687	10.10%	50,284	6.80%	14,050	1.90%	823
05/17	135,455	18.00%	523	76,005	10.10%	59,450	7.90%	15,051	2.00%	837
05/24	138,054	18.40%	520	84,033	11.20%	54,021	7.20%	15,006	2.00%	847
05/31	128,301	19.30%	518	79,108	11.90%	49,193	7.40%	13,295	2.00%	840
06/07	133,269	17.60%	518	80,265	10.60%	53,005	7.00%	14,387	1.90%	846
06/14	129,009	16.80%	526	77,559	10.10%	51,450	6.70%	13,822	1.80%	849
06/21	129,125	18.10%	526	79,900	11.20%	49,224	6.90%	14,268	2.00%	850
06/28	127,385	17.60%	528	76,721	10.60%	50,665	7.00%	14,476	2.00%	851
07/05	99,700	16.70%	532	61,492	10.30%	38,208	6.40%	10,746	1.80%	869
07/12	135,800	19.40%	522	78,400	11.20%	56,700	8.10%	14,700	2.10%	850
07/19	140,589	19.50%	521	83,632	11.60%	56,956	7.90%	15,140	2.10%	853
07/26	125,731	18.50%	516	74,079	10.90%	51,652	7.60%	14,952	2.20%	837
08/02	122,896	18.40%	525	68,127	10.20%	54,769	8.20%	13,358	2.00%	868
08/09	128,879	18.10%	518	76,188	10.70%	52,691	7.40%	14,241	2.00%	852
08/16	132,189	18.60%	519	75,334	10.60%	56,856	8.00%	14,925	2.10%	850
08/23	141,594	19.30%	525	80,701	11.00%	60,893	8.30%	16,874	2.30%	854
08/30	133,879	19.10%	528	74,300	10.60%	59,580	8.50%	16,823	2.40%	841
09/06	109,729	18.50%	524	59,313	10.00%	50,416	8.50%	13,642	2.30%	853
09/13	133,521	19.40%	519	75,708	11.00%	57,813	8.40%	15,830	2.30%	843
09/20	134,544	20.70%	525	73,447	11.30%	61,097	9.40%	15,599	2.40%	834
09/27	132,112	21.00%	524	72,976	11.60%	59,136	9.40%	15,728	2.50%	819
10/04	137,640	21.20%	518	79,857	12.30%	57,783	8.90%	15,582	2.40%	844
10/11	149,329	22.50%	513	86,279	13.00%	63,050	9.50%	15,265	2.30%	841
10/18	154,531	22.90%	517	91,099	13.50%	63,432	9.40%	15,521	2.30%	827
10/25	159,460	23.60%	517	94,595	14.00%	64,865	9.60%	15,541	2.30%	828
11/01	166,839	24.30%	513	101,614	14.80%	65,225	9.50%	15,105	2.20%	822
11/08	163,685	23.60%	518	97,795	14.10%	65,890	9.50%	15,259	2.20%	831
11/15	165,987	24.80%	516	100,395	15.00%	65,591	9.80%	14,725	2.20%	827
11/22	163,022	24.30%	514	98,618	14.70%	64,404	9.60%	13,417	2.00%	823
11/29	128,249	21.40%	514	74,912	12.50%	53,337	8.90%	10,787	1.80%	821
12/06	165,165	23.70%	515	96,172	13.80%	68,993	9.90%	13,241	1.90%	827
12/13	168,845	24.30%	512	97,972	14.10%	70,873	10.20%	14,592	2.10%	825
12/20	150,996	22.50%	517	87,913	13.10%	63,083	9.40%	12,080	1.80%	822
12/27	102,019	20.30%	535	58,799	11.70%	43,220	8.60%	6,533	1.30%	821
	<b>7,000,476</b>	<b>19.79%</b>	<b>524</b>	<b>4,001,112</b>	<b>11.30%</b>	<b>3,000,029</b>	<b>8.49%</b>	<b>709,953</b>	<b>2.00%</b>	<b>841</b>

Source: USDA National Agricultural Statistics Service

## Actual Slaughter Under Federal Inspection Meat Production and Actual Live & Dressed Weight

1996	All Hogs				Barrows & Gilts			Sows			Boars & Stags		
Week Ending	Total Hogs	Meat Prod	Live Wght	Dressed Weight	No. of Head	% of Total	Dressed Weight	No. of Head	% of Total	Dressed Weight	No. of Head	% of Total	Dressed Weight
01/05	1,618,307	303.0	257	188	1,553,575	96.00%	184	55,022	3.40%	293	9,710	0.60%	218
01/12	1,891,332	355.6	258	189	1,806,222	95.50%	184	71,871	3.80%	291	13,239	0.70%	232
01/19	1,764,997	329.9	257	187	1,678,512	95.10%	183	72,365	4.10%	290	14,120	0.80%	202
01/26	1,895,663	353.3	255	187	1,814,149	95.70%	183	68,244	3.60%	296	13,270	0.70%	204
02/02	1,686,139	311.2	253	185	1,611,949	95.60%	181	62,387	3.70%	291	11,803	0.70%	222
02/09	1,778,645	329.8	253	186	1,698,606	95.50%	182	67,589	3.80%	287	12,451	0.70%	221
02/16	1,794,413	332.9	256	186	1,710,076	95.30%	182	69,982	3.90%	289	14,355	0.80%	223
02/23	1,808,322	335.7	255	186	1,723,331	95.30%	182	70,525	3.90%	289	14,467	0.80%	228
03/01	1,823,458	339.3	255	187	1,737,755	95.30%	182	72,938	4.00%	300	14,588	0.80%	222
03/08	1,757,832	326.1	255	186	1,671,698	95.10%	181	72,071	4.10%	290	12,305	0.70%	234
03/15	1,845,357	339.7	253	185	1,760,471	95.40%	180	70,124	3.80%	285	12,917	0.70%	224
03/22	1,779,737	329.0	254	185	1,692,530	95.10%	181	71,189	4.00%	289	16,018	0.90%	218
03/29	1,776,124	327.2	255	185	1,694,422	95.40%	180	69,269	3.90%	287	14,209	0.80%	221
04/05	1,795,861	332.0	254	185	1,707,864	95.10%	181	73,630	4.10%	289	16,163	0.90%	203
04/12	1,777,219	330.6	256	187	1,690,135	95.10%	182	72,866	4.10%	286	14,218	0.80%	220
04/19	1,840,026	340.7	255	186	1,749,865	95.10%	181	75,441	4.10%	286	14,720	0.80%	222
04/26	1,776,588	329.7	256	186	1,687,759	95.00%	181	74,617	4.20%	286	14,213	0.80%	230
05/03	1,792,371	331.7	256	186	1,699,168	94.80%	180	78,864	4.40%	286	14,339	0.80%	233
05/10	1,691,450	313.8	255	186	1,603,495	94.80%	181	72,732	4.30%	290	15,223	0.90%	220
05/17	1,691,097	316.0	256	187	1,608,233	95.10%	183	69,335	4.10%	288	13,529	0.80%	236
05/24	1,610,721	297.8	254	185	1,533,406	95.20%	181	64,429	4.00%	290	12,886	0.80%	215
05/31	1,438,966	266.9	255	186	1,368,457	95.10%	181	57,559	4.00%	293	11,512	0.80%	226
06/07	1,567,722	291.2	259	186	1,481,497	94.50%	181	72,115	4.60%	280	14,109	0.90%	222
06/14	1,629,310	302.5	256	186	1,546,215	94.90%	181	70,060	4.30%	295	13,034	0.80%	223
06/21	1,581,779	290.5	255	184	1,504,272	95.10%	179	64,853	4.10%	297	12,654	0.80%	223
06/28	1,572,564	289.7	254	185	1,493,936	95.00%	180	66,048	4.20%	291	12,581	0.80%	238
07/05	1,332,526	243.4	251	183	1,271,230	95.40%	179	50,636	3.80%	286	10,660	0.80%	217
07/12	1,615,513	296.4	253	184	1,531,506	94.80%	179	69,467	4.30%	282	12,924	0.80%	222
07/19	1,662,987	304.0	252	183	1,578,175	94.90%	178	73,171	4.40%	286	13,304	0.80%	224
07/26	1,597,573	291.4	251	183	1,519,292	95.10%	178	65,500	4.10%	287	12,781	0.80%	226
08/02	1,628,697	296.8	251	183	1,548,891	95.10%	178	68,405	4.20%	289	13,030	0.80%	227
08/09	1,636,190	297.6	253	182	1,559,289	95.30%	178	65,448	4.00%	288	11,453	0.70%	225
08/16	1,718,390	312.9	250	183	1,647,936	95.90%	179	58,425	3.40%	287	12,029	0.70%	229
08/23	1,746,300	318.8	251	183	1,667,717	95.50%	179	64,613	3.70%	287	13,970	0.80%	201
08/30	1,757,409	321.2	251	183	1,676,568	95.40%	179	66,782	3.80%	290	14,059	0.80%	221
09/06	1,524,626	278.2	254	183	1,460,592	95.80%	179	54,887	3.60%	289	10,672	0.70%	219
09/13	1,934,844	356.7	253	184	1,855,515	95.90%	180	65,785	3.40%	290	13,544	0.70%	226
09/20	1,827,438	335.5	253	184	1,748,858	95.70%	180	65,788	3.60%	289	12,792	0.70%	224
09/27	1,882,065	346.4	254	184	1,806,782	96.00%	180	62,108	3.30%	288	13,174	0.70%	235
10/04	1,837,943	339.5	255	185	1,760,749	95.80%	181	62,490	3.40%	289	14,704	0.80%	213
10/11	1,828,306	338.2	257	186	1,757,002	96.10%	182	58,506	3.20%	292	12,798	0.70%	219
10/18	1,831,012	340.6	256	187	1,761,434	96.20%	183	58,592	3.20%	290	10,986	0.60%	217
10/25	1,835,836	342.2	257	187	1,764,238	96.10%	183	58,747	3.20%	285	11,015	0.60%	224
11/01	1,845,297	345.6	258	188	1,771,485	96.00%	184	62,740	3.40%	289	11,072	0.60%	214
11/08	1,839,555	345.1	259	188	1,767,812	96.10%	184	60,705	3.30%	291	12,877	0.70%	217
11/15	1,769,868	333.8	259	189	1,697,303	95.90%	185	60,176	3.40%	293	10,619	0.60%	226
11/22	1,898,309	358.4	259	189	1,822,377	96.00%	185	64,543	3.40%	294	11,390	0.60%	221
11/29	1,567,984	294.3	259	188	1,511,537	96.40%	185	45,472	2.90%	286	9,408	0.60%	214
12/06	1,814,251	342.6	260	189	1,734,424	95.60%	185	67,127	3.70%	287	14,514	0.80%	213
12/13	1,814,277	342.8	261	189	1,736,263	95.70%	185	67,128	3.70%	289	12,700	0.70%	225
12/20	1,758,532	330.3	258	188	1,688,191	96.00%	185	59,790	3.40%	291	10,551	0.60%	216
12/27	1,388,508	258.9	255	187	1,346,853	97.00%	184	36,101	2.60%	293	5,554	0.40%	217
	<b>89,880,236</b>	<b>16,657.4</b>	<b>255</b>	<b>186</b>	<b>85,819,616</b>	<b>95.48%</b>	<b>181</b>	<b>3,399,256</b>	<b>3.79%</b>	<b>289</b>	<b>665,212</b>	<b>0.74%</b>	<b>221</b>

Source: USDA National Agricultural Statistics Service

Meat Production in million pounds



## Actual Slaughter Under Federal Inspection Meat Production and Actual Live & Dressed Weight

1996	All Sheep				Mature Sheep			Lamb			Veal & Calf			
Week Ending	Total Head	Meat Prod	Live Wght	Drstd Wght	No. of Head	% of Total	Drstd Wght	No. of Head	% of Total	Drstd Wght	Total Head	Meat Prod	Live Wght	Drstd Wght
01/05	70,037	4.4	127	64	4,342	6.20%	59	65,695	93.80%	64	28,087	5.8	358	212
01/12	72,163	4.6	127	63	4,113	5.70%	60	68,050	94.30%	63	28,424	6.0	363	213
01/19	77,735	4.9	127	63	4,275	5.50%	60	73,460	94.50%	64	32,657	7.0	356	218
01/26	84,633	5.4	126	63	5,163	6.10%	59	79,470	93.90%	64	31,273	6.5	344	213
02/02	77,455	5.4	128	70	4,570	5.90%	57	72,885	94.10%	71	32,012	6.9	351	218
02/09	81,495	5.2	128	64	4,238	5.20%	57	77,257	94.80%	64	33,326	6.9	343	210
02/16	85,886	5.5	129	64	5,153	6.00%	57	80,733	94.00%	65	33,854	7.0	360	211
02/23	86,367	5.7	129	67	4,664	5.40%	57	81,703	94.60%	67	32,377	6.8	359	212
03/01	87,201	5.6	130	65	5,406	6.20%	57	81,795	93.80%	65	32,981	6.9	358	211
03/08	87,373	5.8	134	67	4,980	5.70%	59	82,393	94.30%	67	34,421	7.0	354	208
03/15	92,959	6.2	136	67	5,485	5.90%	60	87,474	94.10%	68	35,760	7.5	359	212
03/22	95,766	6.5	133	68	5,171	5.40%	59	90,595	94.60%	69	33,093	7.0	364	214
03/29	107,959	7.1	135	66	5,398	5.00%	64	102,561	95.00%	66	31,360	6.6	362	214
04/05	99,381	6.4	128	64	5,068	5.10%	56	94,313	94.90%	65	29,124	6.3	372	220
04/12	85,274	5.6	131	65	5,202	6.10%	53	80,072	93.90%	66	28,131	6.2	382	225
04/19	79,751	5.4	137	68	5,662	7.10%	59	74,089	92.90%	69	28,550	6.2	377	220
04/26	77,351	5.2	135	67	5,647	7.30%	56	71,704	92.70%	68	29,390	6.3	370	219
05/03	75,252	5.1	136	67	6,095	8.10%	55	69,157	91.90%	68	29,829	6.5	373	220
05/10	70,540	4.7	133	66	6,066	8.60%	60	64,474	91.40%	67	29,611	6.4	372	220
05/17	72,894	4.9	135	67	5,904	8.10%	60	66,990	91.90%	68	29,744	6.4	377	221
05/24	68,322	4.4	131	65	5,602	8.20%	56	62,720	91.80%	66	29,773	6.4	370	217
05/31	57,673	3.8	132	65	5,421	9.40%	54	52,252	90.60%	67	27,390	6.1	377	223
06/07	66,994	4.3	132	65	5,962	8.90%	58	61,032	91.10%	65	31,319	6.8	370	220
06/14	69,223	4.4	131	64	6,369	9.20%	57	62,854	90.80%	64	31,758	6.7	366	214
06/21	67,977	4.3	128	64	5,030	7.40%	57	62,947	92.60%	64	33,938	7.0	350	209
06/28	66,743	4.3	129	64	6,007	9.00%	56	60,736	91.00%	65	33,650	6.8	349	206
07/05	57,578	3.5	124	62	4,779	8.30%	56	52,799	91.70%	62	28,092	5.5	344	202
07/12	69,733	4.3	124	62	5,648	8.10%	61	64,085	91.90%	62	36,569	7.2	343	202
07/19	69,041	4.4	127	64	5,661	8.20%	56	63,380	91.80%	64	35,255	7.2	352	206
07/26	73,263	4.6	126	62	4,909	6.70%	56	68,354	93.30%	63	34,168	6.9	349	204
08/02	70,466	4.3	123	61	5,567	7.90%	57	64,899	92.10%	62	34,295	6.9	348	203
08/09	67,976	4.1	124	61	4,826	7.10%	59	63,150	92.90%	61	33,052	6.9	357	209
08/16	72,374	4.5	124	62	5,356	7.40%	57	67,018	92.60%	62	34,261	6.9	350	205
08/23	74,506	4.5	122	60	5,066	6.80%	60	69,440	93.20%	60	35,534	7.2	356	207
08/30	74,062	4.5	124	61	5,777	7.80%	58	68,285	92.20%	62	36,155	7.2	345	202
09/06	66,179	4.0	121	60	5,096	7.70%	55	61,083	92.30%	61	33,849	6.9	356	207
09/13	77,967	4.7	122	61	5,380	6.90%	57	72,587	93.10%	61	36,154	7.4	352	207
09/20	74,048	4.7	123	61	4,961	6.70%	62	69,087	93.30%	61	34,630	7.2	357	210
09/27	76,751	4.8	126	63	5,449	7.10%	61	71,302	92.90%	63	33,190	7.0	348	213
10/04	77,749	4.8	126	62	5,365	6.90%	58	72,384	93.10%	63	33,750	6.9	355	209
10/11	79,739	5.0	126	63	4,944	6.20%	57	74,795	93.80%	63	34,466	7.2	359	211
10/18	80,921	5.1	126	63	5,179	6.40%	58	75,742	93.60%	63	33,847	6.9	348	206
10/25	79,565	5.0	126	62	4,694	5.90%	58	74,871	94.10%	63	35,519	7.2	349	206
11/01	77,401	4.9	126	63	5,341	6.90%	56	72,060	93.10%	63	35,408	7.3	359	211
11/08	79,414	5.0	127	63	4,527	5.70%	56	74,887	94.30%	64	35,602	7.3	354	208
11/15	80,167	5.1	128	64	4,810	6.00%	54	75,357	94.00%	64	33,347	6.8	353	208
11/22	79,103	5.1	129	64	5,142	6.50%	59	73,961	93.50%	64	33,242	6.9	359	211
11/29	69,916	4.5	130	64	3,636	5.20%	56	66,280	94.80%	65	29,773	6.2	357	211
12/06	81,274	5.4	134	66	4,633	5.70%	60	76,641	94.30%	67	36,235	7.3	351	206
12/13	84,568	5.5	132	65	3,975	4.70%	56	80,593	95.30%	66	35,111	7.3	358	210
12/20	78,250	5.0	128	64	5,321	6.80%	57	72,929	93.20%	64	34,283	6.9	356	206
12/27	60,295	3.9	132	65	4,402	7.30%	55	55,893	92.70%	66	27,070	5.4	326	201
	<b>3,996,710</b>	<b>256.3</b>	<b>129</b>	<b>64</b>	<b>267,438</b>	<b>6.80%</b>	<b>58</b>	<b>3,729,272</b>	<b>93.20%</b>	<b>65</b>	<b>1,694,689</b>	<b>352.0</b>	<b>357</b>	<b>211</b>

Meat Production in million pounds

Source: USDA National Agricultural Statistics Service

## Daily Actual Slaughter Under Federal Inspection Cattle & Calf

1996	Actual Daily Cattle Slaughter						Actual Daily Calf Slaughter					
Week Ending	Mon	Tue	Wed	Thu	Fri	Sat	Mon	Tue	Wed	Thu	Fri	Sat
01/05	557	131,403	131,035	129,428	132,975	78,615	455	6,389	7,430	6,450	6,987	376
01/12	123,551	129,694	128,311	130,181	133,857	48,016	3,921	5,757	6,454	5,741	6,200	351
01/19	132,433	135,669	128,308	111,152	123,171	57,628	6,117	6,785	7,066	5,845	6,146	698
01/26	125,245	133,894	129,254	129,381	131,309	28,330	6,096	6,980	6,057	5,362	6,436	342
02/02	125,079	127,910	129,070	126,700	123,029	17,930	5,969	6,678	6,704	6,192	6,095	374
02/09	113,339	124,070	126,908	129,655	130,661	26,203	6,201	6,800	7,188	5,684	7,284	169
02/16	129,726	134,991	134,454	132,657	134,452	38,665	6,748	7,232	7,031	5,761	6,765	317
02/23	116,840	133,503	132,279	130,859	135,013	48,946	5,597	7,903	6,934	5,511	6,224	208
03/01	132,847	133,895	130,088	128,881	130,530	32,358	6,151	7,572	6,704	5,910	6,349	295
03/08	128,275	133,340	131,933	130,061	129,727	19,890	6,900	7,271	6,723	6,238	6,810	479
03/15	124,818	132,864	130,608	127,693	134,430	21,479	6,601	8,149	7,291	6,672	6,794	253
03/22	127,251	131,418	127,488	131,551	134,654	30,485	6,606	7,074	6,439	6,385	6,441	148
03/29	106,284	132,569	118,437	125,680	132,476	27,424	6,268	7,481	5,924	6,181	5,413	93
04/05	120,876	133,954	126,568	130,213	128,137	33,332	6,319	6,511	5,740	5,483	4,980	91
04/12	116,132	129,440	128,319	129,241	130,782	38,815	6,229	6,219	5,517	4,539	5,570	57
04/19	128,672	126,963	131,272	131,572	133,455	46,739	6,162	5,836	5,944	4,942	5,577	89
04/26	130,990	133,787	132,451	130,789	133,794	67,301	5,969	6,270	5,877	5,236	5,920	118
05/03	131,381	134,316	131,602	129,207	130,597	67,259	6,536	6,196	6,121	5,273	5,454	249
05/10	130,927	131,305	131,280	128,852	132,121	84,987	6,089	6,967	5,617	5,175	5,523	240
05/17	127,855	135,736	133,695	131,980	134,336	88,926	5,699	6,468	6,252	4,617	6,516	192
05/24	127,076	135,166	133,893	133,533	134,216	86,411	6,787	6,068	5,585	4,872	6,217	244
05/31	6,857	136,931	139,279	134,743	135,390	111,571	1,602	6,633	6,579	6,000	6,304	272
06/07	134,396	133,151	132,799	132,426	135,841	88,600	6,414	6,802	6,238	5,325	6,182	358
06/14	131,266	133,719	135,799	132,723	134,936	99,467	6,335	6,700	6,725	5,911	6,007	80
06/21	128,056	132,004	131,316	128,297	129,161	64,563	6,070	8,262	7,088	6,007	6,409	102
06/28	119,264	129,934	130,089	128,600	130,484	85,410	6,186	8,320	6,668	5,463	6,499	514
07/05	127,977	132,361	121,427	3,530	124,553	87,158	5,976	7,813	7,080	646	5,962	615
07/12	113,576	130,618	132,226	135,227	130,280	58,075	6,442	8,681	7,504	6,002	7,632	308
07/19	130,864	133,496	134,471	132,075	133,584	56,477	6,644	7,883	6,836	6,458	7,340	94
07/26	128,750	132,971	127,186	131,766	131,337	27,618	6,680	8,138	6,878	5,679	6,445	348
08/02	124,210	129,752	130,364	126,390	130,769	26,426	6,700	7,957	6,118	5,887	7,427	206
08/09	126,508	131,978	122,968	131,840	133,066	65,681	6,535	6,870	6,413	6,021	6,754	459
08/16	129,406	132,643	131,964	128,855	130,746	57,081	6,536	7,715	6,556	6,055	6,993	406
08/23	124,027	132,209	130,732	133,804	135,518	77,358	6,304	8,361	6,733	5,939	7,630	567
08/30	129,983	131,668	129,796	127,304	130,318	51,870	6,207	8,408	6,853	6,360	7,520	807
09/06	1,168	127,675	121,517	129,436	132,599	80,737	997	8,773	8,184	7,085	8,535	275
09/13	130,178	133,488	121,376	128,969	131,589	42,654	6,389	8,324	7,597	6,476	7,130	238
09/20	126,589	130,375	121,026	122,962	126,069	22,951	6,344	7,979	7,114	6,294	6,791	108
09/27	109,303	120,426	127,856	123,031	115,935	32,553	5,963	7,905	6,510	5,626	6,874	312
10/04	111,945	117,485	129,366	130,808	131,686	27,954	6,708	7,933	6,366	6,278	6,268	197
10/11	99,343	125,557	135,859	132,180	137,316	33,430	6,923	8,280	6,547	5,832	6,700	184
10/18	117,888	130,044	135,989	134,086	126,950	29,852	6,435	7,775	6,224	6,003	7,091	319
10/25	111,672	132,272	133,211	130,350	130,692	37,482	6,268	8,563	6,804	6,274	7,376	234
11/01	125,224	129,196	127,059	136,993	133,356	34,754	6,516	7,819	7,465	6,422	6,992	194
11/08	122,023	129,718	136,599	130,009	133,586	41,644	6,613	8,169	6,796	6,511	7,197	316
11/15	104,981	133,137	130,883	132,463	129,059	38,778	6,000	7,304	6,425	6,140	7,272	206
11/22	118,801	127,531	130,742	130,301	132,583	30,914	6,115	7,683	5,936	6,306	6,886	316
11/29	126,813	131,675	130,383	845	130,629	78,949	6,414	7,877	7,908	657	6,247	670
12/06	128,608	130,431	125,110	133,350	135,337	44,062	6,378	7,550	7,637	6,661	7,542	467
12/13	128,092	131,924	132,544	132,772	135,779	33,723	5,777	8,214	7,417	6,046	7,252	405
12/20	113,328	128,527	128,442	130,062	120,226	50,509	6,293	8,076	6,867	5,887	6,807	353
12/27	125,491	49,272	53	112,680	123,507	91,553	6,273	8,102	1	4,711	7,522	461
	6,056,741	6,738,055	6,625,684	6,488,143	6,816,603	2,699,593	310,457	387,475	340,665	295,031	345,287	15,774

Source: USDA National Agricultural Statistics Service

## Daily Actual Slaughter Under Federal Inspection Hog & Sheep

1996	Actual Daily Hog Slaughter						Actual Daily Sheep Slaughter					
Week Ending	Mon	Tue	Wed	Thu	Fri	Sat	Mon	Tue	Wed	Thu	Fri	Sat
01/05	483	365,409	363,496	367,656	369,274	151,989	17	16,352	17,357	18,514	16,128	1,669
01/12	274,945	354,888	371,859	373,391	368,838	147,411	13,619	11,602	14,892	16,059	15,823	168
01/19	322,104	379,903	365,465	287,767	333,418	76,340	14,410	16,846	16,502	15,978	13,891	108
01/26	346,440	379,974	370,478	364,339	345,160	89,272	15,914	15,966	16,468	16,872	14,753	4,660
02/02	307,888	339,864	347,460	346,204	318,704	26,019	15,923	15,295	15,614	16,059	14,557	7
02/09	301,366	350,662	358,943	351,417	344,248	72,009	15,586	16,845	16,036	16,286	14,689	2,053
02/16	339,254	359,327	361,099	349,621	338,348	46,764	15,753	17,656	18,320	17,510	16,572	75
02/23	298,096	361,670	363,884	367,821	358,196	58,655	14,809	18,311	18,138	17,793	17,316	0
03/01	352,428	361,109	359,999	360,862	352,246	36,814	16,390	17,563	17,457	17,020	16,540	2,231
03/08	348,808	364,286	343,664	345,408	341,010	14,656	17,540	17,991	17,578	17,276	16,988	0
03/15	343,080	359,386	363,826	364,814	367,129	47,122	17,747	18,213	18,806	17,086	16,564	4,543
03/22	350,002	352,767	339,059	347,645	359,815	30,449	16,591	17,616	18,077	18,436	17,740	7,306
03/29	256,279	364,378	362,713	368,825	366,121	57,808	17,416	18,834	20,221	21,143	20,291	10,054
04/05	346,348	350,259	359,711	357,012	344,197	38,334	20,587	20,656	19,759	19,035	18,146	1,198
04/12	232,260	355,681	362,690	360,965	366,908	98,715	17,000	17,196	17,814	17,379	15,885	0
04/19	350,928	364,291	365,931	362,889	360,271	35,716	14,960	15,989	16,499	17,199	15,104	0
04/26	342,677	355,370	356,898	350,819	344,045	26,779	15,411	15,734	16,882	17,366	11,710	248
05/03	341,282	355,678	356,636	358,428	354,275	26,072	15,602	16,333	16,729	15,511	10,807	270
05/10	330,946	338,520	332,446	341,929	333,388	14,221	11,869	15,747	15,650	16,274	10,995	5
05/17	324,796	334,895	346,554	343,464	329,128	12,260	14,582	15,373	15,092	15,486	12,361	0
05/24	320,166	308,413	316,761	321,412	331,257	12,712	14,400	15,327	15,319	15,261	8,015	0
05/31	2,002	345,527	343,597	354,723	349,747	43,370	5,088	14,733	15,840	14,144	7,868	0
06/07	313,779	308,633	309,198	308,972	305,963	21,177	13,285	13,555	14,168	14,271	11,715	0
06/14	303,408	316,542	330,895	332,218	328,377	17,870	13,507	14,400	14,805	15,724	10,787	0
06/21	307,382	322,414	318,821	319,807	307,438	5,917	13,401	13,867	13,981	15,468	11,260	0
06/28	295,631	314,294	308,766	323,839	318,642	11,392	12,558	13,638	13,813	15,088	11,610	36
07/05	310,217	332,229	344,346	38,631	289,022	18,081	15,578	15,738	16,110	350	9,802	0
07/12	304,388	324,198	329,970	336,464	292,969	27,524	13,596	14,231	14,976	13,819	13,111	0
07/19	308,710	334,564	328,165	333,550	316,511	41,487	13,357	13,620	15,411	14,736	11,917	0
07/26	306,508	326,086	324,170	317,806	310,368	12,635	14,881	15,116	15,297	15,567	12,402	0
08/02	309,248	333,918	334,816	328,209	309,642	12,864	14,372	14,680	14,219	15,196	11,982	17
08/09	271,436	328,025	339,897	340,675	335,813	20,344	11,841	13,058	15,040	15,486	12,551	0
08/16	310,397	341,523	344,660	350,154	345,457	26,199	15,021	14,080	14,957	14,914	13,386	16
08/23	324,326	334,254	347,151	351,151	338,318	51,100	14,501	14,721	15,583	15,423	14,243	35
08/30	330,485	346,848	353,402	362,231	343,341	21,102	15,492	14,431	14,824	14,875	14,434	6
09/06	2,960	358,826	351,046	357,664	313,290	140,840	428	15,942	17,324	17,013	15,472	0
09/13	348,590	362,269	365,382	360,575	363,534	134,494	14,296	15,516	15,310	17,663	15,159	23
09/20	336,561	356,766	362,701	355,249	358,907	57,254	15,316	15,498	15,615	15,516	12,094	9
09/27	349,339	362,352	368,639	366,149	365,632	69,954	14,783	14,857	16,113	16,761	14,237	0
10/04	361,491	360,365	351,340	361,856	355,725	47,166	15,468	15,456	15,760	16,072	14,988	5
10/11	330,304	356,537	366,127	369,552	362,190	43,596	15,101	15,709	16,101	16,494	16,296	38
10/18	329,961	370,352	363,600	363,643	364,416	39,040	14,357	16,893	16,271	16,115	16,207	1,078
10/25	343,323	359,086	365,175	371,108	365,239	31,905	15,183	15,994	16,374	15,773	16,238	3
11/01	350,253	367,205	370,656	363,532	356,872	36,779	14,458	16,411	15,901	15,763	14,865	3
11/08	344,574	360,877	365,883	367,997	364,558	35,666	14,959	16,296	16,381	15,342	16,436	0
11/15	327,839	361,795	357,927	354,153	315,789	52,365	14,085	16,334	17,181	17,421	15,146	0
11/22	343,191	368,289	368,664	369,529	372,296	76,340	15,742	16,140	15,609	17,180	14,421	11
11/29	360,007	379,262	351,177	14,949	338,268	124,321	13,776	16,622	14,912	2,240	16,134	6,232
12/06	331,800	365,939	360,093	367,322	361,370	27,727	15,438	15,815	17,049	16,959	16,011	2
12/13	340,137	363,593	355,496	368,150	352,481	34,420	16,886	16,707	15,704	16,842	15,233	3,196
12/20	333,192	331,580	327,653	361,752	366,679	37,676	16,552	15,706	16,161	16,307	13,234	290
12/27	351,689	168,900	148	326,708	372,621	168,442	16,706	13,196	1	14,529	14,959	904
	15,913,704	18,019,778	17,879,133	17,591,006	17,867,451	2,609,164	746,138	820,405	826,001	818,594	739,073	46,499

Source: USDA National Agricultural Statistics Service

1996

NATIONAL CARLOT MEAT TRADE  
REVIEW

Meat Grading & Certification



Livestock and Seed Program  
Livestock and Grain Market News Service  
Des Moines, Iowa

# 1996 National Summary of Meats Graded

Beef by Number of Head										
Period Covered	Choice					Select				
	YG #1	YG #2	YG #3	YG #4	YG #5	YG #1	YG #2	YG #3	YG #4	YG #5
12/31 - 02/03	79,258	579,186	622,092	31,934	2,680	111,435	390,688	215,204	4,462	312
02/04 - 03/02	72,103	501,399	524,993	27,903	2,588	95,472	302,805	159,122	3,110	210
03/03 - 03/30	77,992	499,401	506,208	25,088	2,403	97,275	285,281	145,953	3,043	219
03/31 - 04/27	78,843	499,986	478,993	22,595	1,878	108,454	326,491	144,401	2,593	172
04/28 - 06/01	100,073	628,334	597,485	28,515	2,270	168,680	469,291	202,016	3,534	184
06/02 - 06/29	83,632	517,317	483,288	23,164	2,122	144,948	377,192	162,180	2,823	195
06/30 - 08/03	78,992	547,808	586,916	28,324	2,614	145,951	428,517	213,371	4,190	217
08/04 - 08/31	66,582	444,066	502,152	27,918	2,938	121,084	361,477	183,892	4,611	283
09/01 - 09/28	58,282	393,507	441,434	24,521	2,352	103,925	301,308	158,016	3,523	164
09/29 - 11/02	75,146	493,482	502,341	25,168	2,108	130,057	404,533	189,476	3,931	154
11/03 - 11/30	57,132	401,358	366,366	13,427	912	112,487	354,946	141,307	2,228	88
12/01 - 12/28	67,184	428,989	363,663	12,353	681	112,880	329,499	128,885	1,684	78

Beef by Number of Head										
Period Covered	Prime					Yield Only				
	YG #1	YG #2	YG #3	YG #4	YG #5	YG #1	YG #2	YG #3	YG #4	YG #5
12/31 - 02/03	918	12,427	26,723	2,447	202	43,030	77,631	48,704	1,688	89
02/04 - 03/02	612	10,527	22,165	1,877	164	37,523	61,315	39,839	1,451	64
03/03 - 03/30	718	12,233	24,190	1,653	158	39,256	65,828	41,758	1,823	97
03/31 - 04/27	847	11,921	23,807	1,564	126	49,163	72,912	39,436	1,148	66
04/28 - 06/01	973	14,240	27,280	1,957	160	76,309	102,650	50,654	1,604	127
06/02 - 06/29	920	11,875	22,405	1,684	225	59,955	78,821	37,890	1,364	108
06/30 - 08/03	652	11,242	22,945	1,758	150	67,760	87,081	43,375	1,284	137
08/04 - 08/31	579	8,649	18,419	1,741	164	55,257	76,207	40,445	1,336	148
09/01 - 09/28	586	8,161	18,311	1,734	223	47,306	70,128	40,286	1,255	169
09/29 - 11/02	678	9,387	20,520	1,698	200	69,599	94,550	45,614	1,307	113
11/03 - 11/30	352	5,811	13,214	1,016	56	52,976	73,480	33,843	779	59
12/01 - 12/28	438	6,721	11,947	790	60	45,964	67,089	33,381	969	66

Lamb & Mutton by Number of Head										
Period Covered	Prime					Choice				
	YG #1	YG #2	YG #3	YG #4	YG #5	YG #1	YG #2	YG #3	YG #4	YG #5
12/31 - 02/03	390	8,453	13,734	5,142	1,307	37,506	120,026	117,184	24,129	4,652
02/04 - 03/02	278	7,438	12,120	4,061	967	34,762	117,514	99,639	16,345	3,721
03/03 - 03/30	322	8,623	12,523	4,595	1,063	33,596	129,528	107,900	20,866	4,801
03/31 - 04/27	321	7,110	11,292	4,196	1,133	28,513	104,354	101,379	17,485	3,176
04/28 - 06/01	389	6,276	10,608	4,632	1,242	29,355	97,540	87,706	17,586	4,308
06/02 - 06/29	316	5,434	7,683	2,827	578	29,727	81,137	74,282	12,190	3,412
06/30 - 08/03	503	6,406	8,290	4,071	414	43,302	113,419	83,045	11,435	1,842
08/04 - 08/31	462	5,052	6,589	2,458	603	44,321	84,930	64,174	9,795	1,852
09/01 - 09/28	342	5,070	7,978	2,958	443	35,517	95,420	75,527	11,213	1,994
09/29 - 11/02	341	7,752	12,041	3,673	559	35,014	131,255	119,376	17,100	1,607
11/03 - 11/30	166	6,337	10,942	3,606	506	18,883	99,627	102,390	13,290	1,554
12/01 - 12/28	259	7,069	10,524	3,089	549	21,359	94,331	95,359	14,956	2,560

Source: USDA Meat Grading and Certification Branch

1996

NATIONAL CARLOT MEAT TRADE  
REVIEW

Beef Statistical Data



Livestock and Seed Program  
Livestock and Grain Market News Service  
Des Moines, Iowa

1996

NATIONAL CARLOT MEAT TRADE  
REVIEW

Boxed Beef



Livestock and Seed Program  
Livestock and Grain Market News Service  
Des Moines, Iowa

## Beef Market Statistics Boxed Beef Cutouts & Load Counts

1996	Boxed Beef Cutouts				Boxed Beef Load Count Breakdown									
Week Ending	CH 1-3 550-700	CH 1-3 700-850	SE 1-3 550-700	SE 1-3 700-850	Total Loads	Choice Cut Loads				Select Cut Loads				Other* Loads
						Rib	Chuck	Round	Loin	Rib	Chuck	Round	Loin	
01/05	103.07	100.62	96.70	95.16	1,176.5	58.5	205.0	272.5	110.0	60.5	210.0	146.5	59.0	54.5
01/12	102.17	99.61	98.06	96.14	1,601.0	101.5	261.0	330.5	178.5	51.0	269.0	245.5	100.5	63.5
01/19	103.14	100.90	99.20	98.21	1,353.5	76.0	220.5	283.0	74.5	48.5	328.0	192.0	62.5	68.5
01/26	101.38	99.07	97.41	96.07	1,316.5	59.5	213.0	290.0	109.5	64.0	245.0	204.5	81.0	50.0
02/02	98.80	96.83	95.11	93.26	1,405.0	53.0	226.0	338.5	88.5	42.5	257.5	247.0	83.0	69.0
02/09	97.92	96.34	94.35	92.98	1,122.5	41.0	193.0	282.5	86.0	35.0	226.5	146.0	62.0	50.5
02/16	99.20	98.38	94.98	93.84	1,174.0	55.5	204.5	300.0	88.5	61.0	221.5	133.0	60.5	49.5
02/23	99.58	98.63	95.17	94.50	1,237.5	90.5	183.5	275.5	100.0	68.5	209.0	152.5	112.0	46.0
03/01	98.75	98.11	94.90	94.28	1,242.5	61.5	224.5	251.5	99.5	35.5	241.5	192.5	59.5	76.5
03/08	95.82	95.06	93.76	92.70	1,377.0	75.5	220.5	315.5	125.0	44.5	254.0	197.0	81.0	64.0
03/15	95.05	94.48	93.92	92.90	1,274.0	77.0	166.0	293.0	124.5	53.5	240.5	163.5	105.5	50.5
03/22	97.28	96.51	95.61	94.93	807.5	49.0	161.0	179.5	75.0	36.5	120.0	114.5	48.0	24.0
03/29	97.30	96.35	95.83	95.26	1,148.0	53.0	211.0	243.0	89.5	48.0	196.5	197.0	70.0	40.0
04/05	97.01	96.01	94.73	94.61	1,086.5	47.5	144.0	247.5	110.5	47.0	182.0	154.5	106.0	47.5
04/12	97.16	96.37	94.13	93.95	1,142.5	57.5	194.0	233.0	99.5	46.5	231.0	125.0	80.0	76.0
04/19	95.73	95.41	92.42	92.34	1,764.5	79.0	339.0	353.5	107.5	96.5	436.0	215.5	81.5	56.0
04/26	94.14	93.88	90.45	90.51	1,368.0	52.0	230.0	288.5	141.5	87.0	167.0	258.0	98.0	46.0
05/03	93.17	92.87	88.32	87.89	1,823.0	85.0	232.0	424.0	130.5	73.5	270.5	324.0	197.5	86.0
05/10	97.11	97.26	92.78	92.92	1,067.5	43.5	136.5	222.5	97.0	48.0	207.0	167.5	82.5	63.0
05/17	98.68	98.63	94.01	93.69	1,287.5	45.0	185.0	287.0	91.0	72.0	253.5	201.0	101.5	51.5
05/24	97.75	97.66	92.33	91.50	1,343.0	68.0	189.5	269.5	104.0	61.0	263.5	205.0	110.5	72.0
05/31	97.82	97.95	92.08	91.27	964.5	47.5	160.5	199.5	76.0	30.0	149.5	164.5	90.0	47.0
06/07	98.44	98.57	91.29	90.42	1,169.0	57.5	164.0	168.5	93.0	44.5	260.0	156.5	157.0	68.0
06/14	102.03	102.57	94.40	94.01	869.0	22.0	159.5	160.5	54.5	25.5	150.0	171.0	69.0	57.0
06/21	102.80	102.58	94.32	93.31	1,199.0	43.0	171.0	233.5	88.5	52.0	213.5	243.0	92.0	62.5
06/28	99.54	99.06	90.83	90.35	1,166.5	43.5	158.5	321.5	88.5	55.5	193.5	169.5	90.5	45.5
07/05	98.91	98.27	90.62	90.27	714.0	33.0	101.0	147.0	60.5	43.5	98.0	96.5	91.0	43.5
07/12	101.42	100.99	94.05	93.55	967.0	49.5	157.0	201.0	103.5	32.5	149.5	114.0	106.0	54.0
07/19	104.53	104.49	97.91	97.80	858.0	44.5	143.0	220.0	112.5	48.5	93.0	94.0	76.5	26.0
07/26	103.25	102.62	97.34	96.80	1,094.0	64.0	159.0	166.5	134.5	63.5	150.5	167.0	146.0	43.0
08/02	99.56	98.68	95.37	93.93	1,150.5	55.5	176.0	235.5	105.0	53.5	235.5	166.5	94.0	29.0
08/09	103.16	102.73	98.37	98.04	799.0	32.0	155.5	157.0	55.0	30.0	152.0	103.0	54.5	60.0
08/16	105.34	104.21	100.41	99.25	1,089.5	31.5	190.0	180.5	80.5	52.0	341.0	106.0	56.5	51.5
08/23	105.24	104.03	100.61	99.43	1,114.5	57.0	171.5	222.0	101.0	37.0	184.5	172.5	92.5	76.5
08/30	103.97	102.37	99.81	98.35	982.5	52.5	115.0	195.5	117.0	44.0	139.0	150.0	103.5	66.0
09/06	103.62	102.37	99.13	98.14	929.0	59.5	121.0	187.5	81.0	65.5	146.5	127.0	96.5	44.5
09/13	106.67	105.45	101.18	100.50	1,208.5	58.0	149.5	266.0	103.5	46.5	244.0	196.5	77.0	67.5
09/20	106.92	105.47	101.56	100.25	1,163.0	36.0	187.5	211.5	124.0	43.5	210.5	190.0	94.0	66.0
09/27	106.49	104.58	99.63	98.39	1,118.5	48.0	135.0	248.0	112.5	57.0	183.0	174.0	97.5	63.5
10/04	110.80	109.46	104.01	103.08	963.0	46.5	145.0	211.0	91.0	36.5	175.0	154.5	64.0	39.5
10/11	110.71	108.99	102.47	101.57	1,122.5	33.0	172.0	182.5	103.5	38.0	198.0	189.0	132.0	74.5
10/18	108.48	106.88	100.45	98.86	1,275.0	54.0	141.5	265.5	90.5	92.5	230.0	252.5	101.0	47.5
10/25	106.79	104.74	98.66	96.80	1,190.5	65.5	160.5	224.5	126.0	50.0	253.0	165.5	111.0	34.5
11/01	108.75	106.72	98.41	97.87	914.0	29.5	145.5	139.5	69.5	29.0	192.0	199.5	65.5	44.0
11/08	114.06	112.35	99.77	98.83	1,045.0	16.0	111.0	218.5	61.5	34.5	268.0	191.5	78.5	65.5
11/15	117.68	115.60	97.50	96.59	1,297.0	24.0	122.5	222.0	80.0	104.5	302.5	257.0	133.5	51.0
11/22	119.93	118.17	98.65	97.22	1,050.5	38.5	139.0	162.0	77.0	45.0	226.5	196.0	101.5	65.0
11/29	118.47	116.16	97.31	95.97	825.5	29.5	92.5	155.0	60.5	30.5	147.5	151.0	110.5	48.5
12/06	112.30	110.39	95.56	93.93	1,418.0	41.5	218.5	334.0	131.0	35.5	219.0	233.0	129.0	76.5
12/13	106.74	105.58	93.86	92.54	1,454.5	38.0	221.0	302.5	111.5	55.0	310.0	242.0	124.5	50.0
12/20	105.47	104.39	95.89	94.78	1,184.0	37.5	183.0	287.0	89.0	65.0	187.5	187.0	95.5	52.5
12/27	107.62	105.86	98.32	98.00	430.5	10.0	59.0	127.5	37.5	15.5	66.5	44.5	42.5	27.5
	<b>103.03</b>	<b>101.95</b>	<b>96.23</b>	<b>95.34</b>	<b>59,844</b>	<b>2,627</b>	<b>9,025</b>	<b>12,534</b>	<b>5,050</b>	<b>2,636</b>	<b>11,099</b>	<b>9,207</b>	<b>4,815</b>	<b>2,852</b>

\* Other = back ribs, inside skirts, cap and wedge meat, and pectoral.



## Beef Market Statistics

### Boxed Beef Composite Primal Values - Choice

1996													Choice Beef Composite Primal Values												
Week Ending	Choice 550-700 lbs.					Choice 700-850 lbs.					Ch 550-850 lbs.														
	Rib	Chuck	Round	Loin	Shrt Plate	Rib	Chuck	Round	Loin	Shrt Plate	Brisket	Flank													
01/05	171.84	78.34	95.13	145.95	55.88	166.96	73.50	95.13	143.63	55.82	54.39	57.12													
01/12	165.66	78.71	94.70	144.00	57.01	161.56	73.81	94.70	140.88	56.94	56.28	57.22													
01/19	165.86	77.80	96.56	146.06	59.99	158.76	75.79	96.56	142.01	59.92	58.06	58.62													
01/26	163.41	77.29	93.59	143.23	59.35	157.77	73.54	93.59	140.48	59.27	57.91	57.87													
02/02	160.83	73.76	90.04	142.43	56.93	156.25	70.09	90.04	140.60	56.86	56.63	56.37													
02/09	160.69	71.87	89.93	142.54	55.79	157.92	68.99	89.93	140.52	55.72	53.19	55.18													
02/16	161.96	71.94	92.33	144.43	57.28	157.59	70.90	92.33	144.30	57.21	54.59	55.29													
02/23	159.69	72.06	92.00	147.08	58.23	154.53	69.98	92.00	148.22	58.15	55.27	55.26													
03/01	157.87	71.23	90.74	147.35	56.59	154.43	69.12	90.74	149.07	56.52	55.34	54.09													
03/08	155.84	67.62	87.87	143.98	53.54	152.40	65.47	87.87	145.19	53.48	55.09	52.42													
03/15	155.73	67.08	87.80	141.42	53.59	152.35	65.42	87.80	142.79	53.53	54.86	51.54													
03/22	156.80	69.45	89.75	143.75	56.32	154.10	66.80	89.75	145.23	56.26	57.59	55.60													
03/29	159.83	66.92	88.76	145.69	58.12	155.08	64.80	88.76	146.66	58.05	58.76	56.65													
04/05	159.08	67.29	88.54	144.75	57.21	154.20	64.96	88.54	145.86	57.14	59.56	55.34													
04/12	156.25	65.95	88.51	149.90	55.87	153.06	63.53	88.51	151.19	55.81	57.80	54.64													
04/19	153.63	62.25	85.83	152.00	59.03	151.60	60.82	85.83	153.57	58.96	54.77	55.25													
04/26	149.38	60.47	82.34	151.39	62.45	148.35	59.66	82.34	151.84	62.38	54.38	57.34													
05/03	150.69	58.70	79.09	151.27	64.34	148.23	58.57	79.09	151.32	64.27	53.95	58.29													
05/10	155.67	61.87	83.57	156.03	66.04	154.49	61.25	83.57	158.26	65.96	58.39	60.86													
05/17	159.74	62.28	83.64	160.08	66.89	158.94	61.23	83.64	161.76	66.80	59.08	61.52													
05/24	156.17	60.96	82.84	163.01	63.89	156.55	59.40	82.84	164.56	63.81	53.51	59.61													
05/31	159.16	59.75	83.01	164.76	61.24	158.72	58.69	83.01	167.11	61.17	52.03	58.31													
06/07	159.59	58.78	84.52	167.61	59.84	159.27	57.74	84.52	169.82	59.78	52.44	58.50													
06/14	163.51	61.67	87.73	172.55	63.76	164.46	60.71	87.73	175.99	63.69	54.76	62.31													
06/21	166.74	61.86	85.51	175.71	65.27	164.91	60.71	85.51	177.22	65.19	55.08	63.83													
06/28	157.80	60.28	80.62	173.28	64.47	156.35	59.50	80.62	172.92	64.39	52.94	62.68													
07/05	126.94	60.30	80.74	173.58	64.57	156.60	59.53	80.74	173.19	64.50	53.02	62.76													
07/12	155.70	67.89	85.61	167.37	64.00	154.51	66.48	85.61	167.98	63.93	54.03	62.79													
07/19	157.44	74.69	90.89	164.45	67.37	156.19	74.54	90.89	165.17	67.29	55.27	64.45													
07/26	151.61	76.22	93.31	157.33	65.53	150.12	74.53	93.31	157.53	65.46	54.98	65.38													
08/02	149.02	73.69	90.63	147.50	66.84	148.04	71.03	90.63	147.56	66.77	53.91	64.81													
08/09	154.60	76.74	96.97	149.10	69.57	153.58	73.76	96.97	151.80	69.49	55.23	66.52													
08/16	160.07	76.06	101.12	152.59	70.29	156.91	72.73	101.12	153.53	70.21	56.04	67.12													
08/23	154.53	76.47	104.19	150.84	70.32	151.83	73.47	104.19	150.74	70.24	57.28	67.51													
08/30	149.39	76.25	106.30	146.61	66.99	146.70	72.78	106.30	145.31	66.91	58.83	66.21													
09/06	151.82	75.56	105.41	146.76	64.72	145.69	74.37	105.41	145.73	64.66	57.84	65.51													
09/13	154.55	80.01	109.08	148.81	65.84	150.89	77.20	109.08	148.89	65.77	58.97	66.83													
09/20	158.05	79.31	108.72	149.03	66.14	152.88	76.67	108.72	148.58	66.08	58.84	69.27													
09/27	158.23	78.52	106.98	149.21	66.99	152.05	75.68	106.98	147.37	66.92	59.14	70.68													
10/04	162.09	83.08	111.36	152.68	71.90	157.65	80.56	111.36	152.21	71.81	64.50	76.15													
10/11	165.06	81.77	109.38	154.31	71.46	157.80	79.56	109.38	153.10	71.37	66.21	76.13													
10/18	161.17	79.14	105.81	153.86	70.52	155.20	77.44	105.81	151.87	70.43	65.10	75.68													
10/25	161.17	78.82	102.08	151.30	68.95	154.45	75.63	102.08	149.57	68.87	64.41	73.81													
11/01	170.54	80.21	102.20	153.42	68.45	162.80	76.50	102.20	153.09	68.36	65.47	74.12													
11/08	180.46	84.65	108.21	160.48	67.25	172.90	80.64	108.21	161.96	67.17	68.74	74.07													
11/15	183.88	87.70	113.23	165.80	66.55	177.25	82.04	113.23	167.33	66.47	71.08	75.14													
11/22	190.89	86.43	116.03	170.21	68.24	186.31	81.81	116.03	170.71	68.16	72.56	77.62													
11/29	193.84	85.10	109.73	171.45	66.86	189.47	79.20	109.73	171.02	66.77	70.04	77.02													
12/06	189.03	78.03	100.85	166.78	63.54	185.81	73.62	100.85	165.58	63.47	64.27	75.22													
12/13	184.20	72.40	93.99	159.72	62.27	179.98	70.49	93.99	159.13	62.20	61.88	71.45													
12/20	182.09	72.98	92.89	155.43	62.72	175.48	71.34	92.89	156.09	62.64	62.53	68.06													
12/27	184.54	76.12	93.44	158.08	63.80	171.96	74.55	93.44	158.56	63.72	66.46	67.65													
	<b>162.20</b>	<b>72.39</b>	<b>94.69</b>	<b>154.56</b>	<b>63.28</b>	<b>159.08</b>	<b>70.02</b>	<b>94.69</b>	<b>154.70</b>	<b>63.21</b>	<b>58.52</b>	<b>63.72</b>													

All average reflect simple averages

## Beef Market Statistics

### Boxed Beef Composite Primal Values - Select

1996 Select Beef Composite Primal Values												
Week Ending	Select 550-700 lbs.					Select 700-850 lbs.					Se 550-850 lbs.	
	Rib	Chuck	Round	Loin	Shrt Plate	Rib	Chuck	Round	Loin	Shrt Plate	Brisket	Flank
01/05	150.21	77.74	93.16	129.78	56.09	145.33	74.72	93.16	129.30	55.95	55.25	57.17
01/12	149.71	81.08	93.02	131.32	57.24	147.26	75.21	93.02	131.70	57.09	56.64	56.90
01/19	152.65	79.14	95.35	133.60	60.24	150.82	75.68	95.35	134.70	60.07	58.22	58.97
01/26	150.13	77.18	92.31	132.76	59.59	148.94	73.51	92.31	132.21	59.42	58.04	58.18
02/02	149.10	75.21	89.03	130.23	57.16	147.87	70.06	89.03	129.34	57.00	56.17	56.27
02/09	151.25	73.41	89.17	128.86	56.01	150.67	69.70	89.17	127.90	55.86	54.64	55.01
02/16	151.37	72.85	91.87	129.26	57.51	149.17	70.62	91.87	128.18	57.35	54.44	55.00
02/23	148.27	72.32	92.04	131.74	58.45	146.74	70.51	92.04	131.95	58.29	55.64	54.80
03/01	150.14	71.16	90.34	133.51	56.80	148.46	68.44	90.34	135.31	56.65	56.22	53.48
03/08	151.57	68.87	87.53	135.18	53.73	147.97	65.93	87.53	136.16	53.60	54.67	52.43
03/15	150.00	69.94	87.57	135.16	53.79	147.53	66.35	87.57	136.64	53.65	54.87	52.35
03/22	151.39	70.47	89.16	137.95	56.53	149.25	67.90	89.16	139.46	56.38	58.01	54.30
03/29	154.32	68.19	88.04	140.37	58.31	152.11	65.63	88.04	142.41	58.17	59.77	56.30
04/05	151.03	66.47	87.83	139.88	57.40	151.00	64.60	87.83	142.00	57.26	59.73	55.94
04/12	150.52	65.58	86.81	141.08	56.07	150.16	63.00	86.81	144.07	55.93	57.02	54.00
04/19	146.51	62.25	84.74	141.11	59.22	145.95	60.86	84.74	143.05	59.08	54.68	55.40
04/26	142.88	60.10	80.84	138.90	62.65	141.80	60.08	80.84	139.79	62.50	56.05	57.74
05/03	144.34	58.58	76.49	134.18	64.52	142.35	58.03	76.49	134.00	64.38	55.26	58.04
05/10	150.27	62.37	80.84	140.21	66.24	149.43	61.47	80.84	142.61	66.08	59.51	61.01
05/17	153.76	61.90	80.37	145.24	67.12	153.10	59.73	80.37	147.12	66.95	58.25	61.58
05/24	147.11	62.15	78.20	145.34	64.11	147.51	58.84	78.20	145.86	63.95	53.42	59.31
05/31	151.60	61.50	77.29	145.28	61.44	151.20	58.89	77.29	145.32	61.30	51.81	57.70
06/07	148.47	60.43	77.49	144.85	60.01	148.17	57.29	77.49	145.27	59.89	52.47	57.43
06/14	150.57	63.55	80.52	148.22	63.96	148.82	60.98	80.52	150.95	63.81	55.06	61.53
06/21	147.18	63.55	78.35	150.95	65.48	145.20	60.32	78.35	151.70	65.33	55.64	63.29
06/28	139.51	60.20	76.87	145.62	64.67	139.29	58.58	76.87	145.76	64.52	53.46	62.47
07/05	140.02	60.23	76.72	145.87	64.78	139.63	58.59	76.72	146.05	64.63	53.55	62.57
07/12	143.23	68.27	84.24	139.95	64.19	141.96	66.49	84.24	140.81	64.05	53.74	63.02
07/19	143.79	75.19	88.86	141.74	67.56	142.46	74.63	88.86	142.72	67.42	54.61	65.11
07/26	140.54	76.36	89.73	139.14	65.71	140.01	74.70	89.73	139.24	65.57	53.53	65.04
08/02	138.75	75.29	86.89	134.87	67.02	138.35	70.92	86.89	134.40	66.88	53.78	64.01
08/09	142.11	76.84	93.29	136.69	69.77	142.56	73.82	93.29	139.10	69.62	55.60	66.11
08/16	145.16	77.52	97.10	139.14	70.52	145.15	72.70	97.10	140.36	70.35	56.15	67.50
08/23	144.38	77.79	99.19	137.56	70.55	144.23	73.15	99.19	138.52	70.39	57.72	67.32
08/30	140.03	77.64	100.67	136.03	67.20	139.30	73.40	100.67	135.42	67.05	57.60	66.58
09/06	138.07	77.36	101.19	134.90	64.90	137.21	74.43	101.19	134.76	64.77	56.86	65.30
09/13	139.38	79.63	104.55	136.23	66.02	138.94	76.86	104.55	137.17	65.89	57.87	67.24
09/20	140.57	80.75	103.08	136.84	66.33	139.44	76.30	103.08	137.43	66.19	58.12	69.69
09/27	141.73	77.44	99.76	134.62	67.20	138.95	74.74	99.76	133.98	67.05	58.85	70.19
10/04	146.56	82.30	104.65	137.21	72.12	145.15	79.42	104.65	137.61	71.95	63.27	75.25
10/11	146.01	80.56	102.22	134.66	71.68	144.94	78.18	102.22	134.29	71.51	65.37	76.42
10/18	142.71	80.82	98.22	131.25	70.74	141.82	76.61	98.22	130.07	70.57	64.89	75.54
10/25	141.83	78.28	95.69	130.61	69.18	139.61	74.47	95.69	128.32	69.01	63.39	74.00
11/01	145.16	77.36	94.67	130.54	68.67	144.34	75.15	94.67	131.55	68.50	62.36	73.60
11/08	147.94	79.01	95.36	132.34	67.47	146.64	75.95	95.36	132.90	67.31	64.60	73.62
11/15	143.20	75.37	92.29	131.86	66.76	141.84	73.42	92.29	131.03	66.60	66.79	74.95
11/22	145.88	77.42	92.28	132.11	68.46	144.64	73.69	92.28	131.19	68.29	66.72	77.17
11/29	146.90	76.79	89.77	129.49	67.07	144.87	73.37	89.77	129.04	66.91	66.12	76.35
12/06	144.82	75.86	87.28	128.49	63.74	142.39	71.76	87.28	127.82	63.59	63.93	73.09
12/13	141.91	74.62	86.41	126.01	62.46	140.14	70.64	86.41	126.28	62.32	61.33	71.15
12/20	140.24	78.64	90.03	127.43	62.91	139.65	72.65	90.03	130.89	62.77	61.80	67.74
12/27	140.91	80.35	93.83	131.04	64.01	142.37	75.04	93.83	136.16	63.85	65.85	66.51
	<b>146.07</b>	<b>72.38</b>	<b>89.87</b>	<b>136.29</b>	<b>63.49</b>	<b>144.86</b>	<b>69.38</b>	<b>89.87</b>	<b>136.92</b>	<b>63.34</b>	<b>58.06</b>	<b>63.49</b>

All average reflect simple averages

# Beef Market Statistics

## Choice & Select Fabricated Boxed Beef Cuts

1996	Weekly Weighted Averages & Load Counts															
Week Ending	107 Bone-In 3x4 Rib				109E Bn-in Lip-On Ribeye				112A Lip-On Ribeye 11-Dn				112A Lip-On Ribeye 11-Up			
	Ch Lds	Ch \$	Se Lds	Se \$	Ch Lds	Ch \$	Se Lds	Se \$	Ch Lds	Ch \$	Se Lds	Se \$	Ch Lds	Ch \$	Se Lds	Se \$
01/05	2.5	193.80			14.5	293.45	5.0	247.75	2.5	394.80	5.5	318.73	36.0	352.49	47.0	293.98
01/12	2.5	194.00	3.5	164.64	39.0	287.77	12.5	252.68	9.0	372.56	3.0	325.17	46.5	341.77	31.5	303.93
01/19	2.0	189.88	18.0	169.14	15.0	291.43	9.5	260.95	5.5	366.18	6.5	319.92	51.0	332.30	14.0	314.75
01/26	2.5	188.60	7.5	168.47	15.0	279.82	9.5	256.63	2.5	364.40	14.0	313.77	37.5	330.42	32.0	309.15
02/02	7.5	183.20	5.5	169.27	18.5	280.41	5.0	254.65	4.0	361.13	10.5	311.38	21.0	332.21	19.0	307.12
02/09			5.0	172.75	17.5	280.76	11.0	260.89	6.0	365.46	5.5	321.59	16.0	339.45	12.5	313.52
02/16	0.5	191.50	0.5	167.00	10.5	285.90	12.0	256.71	4.0	353.00	6.5	315.85	38.0	332.83	35.5	311.06
02/23	2.5	183.50	3.5	170.00	34.5	281.51	15.5	257.32	8.0	351.31	10.0	313.73	43.0	330.21	37.0	312.92
03/01	4.5	183.61	1.0	166.00	15.0	283.13	10.0	266.38	15.5	349.16	10.5	327.24	25.5	326.98	12.0	317.50
03/08	2.0	190.00	2.0	174.50	29.0	276.88	14.0	264.04	7.5	346.07	5.5	320.64	35.0	325.58	22.5	320.53
03/15	10.0	188.90	4.5	175.17	22.0	281.74	24.0	265.77	4.5	355.33	7.0	325.68	35.5	329.89	17.5	322.14
03/22	1.0	194.75	0.5	180.00	16.0	286.41	14.0	273.79	1.0	362.00	4.5	331.44	28.0	340.89	17.0	333.60
03/29	1.5	193.33	2.0	180.50	14.5	285.24	11.5	276.78	7.5	367.67	12.5	334.56	27.5	340.55	20.5	333.73
04/05	0.5	195.00	1.0	178.00	15.0	283.80	10.0	273.58	4.5	357.50	14.5	332.34	26.0	339.99	19.5	330.49
04/12			2.0	178.00	14.0	286.11	8.5	273.29	8.5	346.24	4.5	330.89	32.5	335.38	30.0	332.93
04/19	2.0	181.00	23.0	167.50	26.5	278.94	23.0	262.83	14.0	334.61	13.5	318.52	34.5	329.48	35.0	316.46
04/26	3.5	170.86	1.0	167.00	10.0	276.08	11.5	257.43	9.5	320.79	29.5	296.31	25.5	317.00	44.0	295.30
05/03	5.0	174.20	11.5	168.74	28.5	272.16	13.5	257.81	5.5	328.91	10.0	300.85	42.0	317.62	38.5	296.96
05/10	1.5	182.33	1.0	186.00	16.0	285.38	14.5	276.17	4.5	350.33	6.5	338.15	20.0	343.55	25.0	332.74
05/17	1.0	193.00	23.0	175.09	20.5	296.78	26.5	281.79	4.0	362.25	3.5	343.71	18.5	354.84	18.0	340.31
05/24	2.0	193.25	1.0	187.00	19.5	298.54	15.5	282.32	14.0	355.68	14.0	342.50	30.0	360.07	29.5	340.83
05/31	3.0	200.33	1.0	190.00	19.5	310.95	9.0	285.94	5.5	371.82	6.0	340.92	19.0	365.68	13.5	345.52
06/07	4.0	200.00	1.5	188.33	12.5	328.32	6.5	291.15	3.0	391.00	9.0	348.22	37.5	389.41	26.0	350.13
06/14	0.5	223.00	1.0	200.00	9.5	350.37	4.0	287.63	2.0	411.75	3.0	357.50	9.0	411.33	16.5	350.15
06/21	3.0	212.17	2.0	182.50	14.0	338.71	14.5	282.10	2.0	398.50	9.5	328.68	22.5	397.13	25.0	334.56
06/28	0.5	205.00	3.5	175.57	12.5	311.08	21.5	266.31	7.5	370.20	13.0	313.04	22.0	373.05	15.5	319.13
07/05			0.5	179.00	8.0	304.31	10.5	266.05	6.0	365.00	5.0	319.80	16.0	358.94	26.5	318.87
07/12	5.0	199.20			20.5	306.68	11.0	276.14	3.0	373.17	3.0	337.00	20.0	363.80	17.5	325.31
07/19	1.5	191.00	1.5	185.67	7.0	312.14	7.5	271.07	8.0	367.75	10.5	327.33	27.0	361.02	28.0	323.86
07/26	2.0	187.25			26.0	290.10	12.0	266.67	8.0	348.69	14.5	311.62	26.0	346.92	35.0	316.27
08/02	1.0	194.00			18.0	286.11	17.5	260.74	5.0	344.70	7.5	314.60	28.5	342.70	28.0	310.39
08/09	1.0	201.00			2.5	317.00	3.0	271.67	5.5	368.73	9.5	334.53	22.0	368.16	16.5	330.58
08/16	0.5	203.00	21.0	183.00	4.5	316.44	6.5	277.08	4.5	375.22	3.5	339.57	20.5	368.32	20.0	334.15
08/23	1.5	195.00			18.5	295.70	10.5	279.22	4.0	375.25	3.5	333.71	29.5	351.90	22.0	329.98
08/30			2.0	182.00	21.5	292.74	13.0	271.94	3.5	383.14	4.5	325.11	26.0	345.27	22.5	319.87
09/06	0.5	187.00	7.0	179.43	11.0	294.77	4.5	273.44	12.5	394.96	16.5	320.48	33.0	349.11	37.0	322.20
09/13	0.5	208.00	0.5	177.00	17.0	303.44	4.5	275.67	4.0	407.88	5.5	334.00	33.5	363.45	35.5	326.68
09/20			1.5	175.67	7.5	306.93	10.0	271.18	4.5	396.56	7.5	326.07	20.5	359.95	23.0	322.61
09/27	1.0	199.00	0.5	175.00	12.0	302.33	18.0	271.99	5.0	419.50	9.5	325.11	26.0	353.62	25.0	313.10
10/04	2.0	205.00	0.5	184.00	20.0	306.43	7.0	281.14	2.5	443.60	3.5	331.43	20.0	369.39	24.0	327.13
10/11	1.5	205.00	2.5	183.20	5.5	306.05	7.5	273.13	2.5	438.60	5.5	326.64	21.0	363.07	21.0	324.02
10/18	4.0	197.88	22.0	173.82	15.5	297.77	12.5	264.92	2.5	435.40	17.0	314.50	29.0	349.38	39.0	306.21
10/25	2.5	205.60	4.0	177.13	27.5	299.76	10.5	266.71	3.5	446.29	4.0	316.50	27.0	354.46	29.0	306.91
11/01	1.0	235.00	2.0	186.50	6.0	324.67	6.0	272.04	4.0	470.75	4.5	325.89	16.5	377.73	16.5	321.88
11/08			1.5	185.33	3.0	367.67	7.0	284.64	2.0	499.00	3.5	330.00	10.0	428.40	21.5	334.85
11/15			19.5	185.67	3.5	384.71	23.5	270.87	2.5	521.00	16.0	315.50	18.0	452.19	42.5	315.41
11/22	2.0	262.25	1.0	194.00	12.5	394.56	11.5	285.39	2.0	521.25	6.5	335.62	20.5	464.24	25.0	327.32
11/29	1.0	270.00	2.5	184.80	9.5	391.74	7.0	284.86	3.0	517.17	5.5	339.82	14.5	468.10	14.5	324.00
12/06	0.5	269.00	4.5	190.11	27.0	383.83	15.5	276.29	3.0	485.17	1.0	332.50	11.0	437.59	14.5	321.93
12/13			3.5	184.29	17.5	367.11	19.0	273.50	2.0	448.00	8.0	328.31	15.5	434.81	24.0	321.81
12/20	1.0	240.00	9.5	183.42	9.0	370.11	17.5	269.53	5.5	418.09	15.0	317.47	19.0	413.76	20.0	318.14
12/27	0.5	245.00			3.0	366.00	4.0	270.88	1.5	446.33	6.0	328.83	3.5	431.57	5.0	320.50
	96.0	195.36	233.5	176.37	812.5	302.37	609.0	270.23	272.0	376.07	434.5	322.54	1,333.5	355.55	1,287.0	319.74

All averages reflect true weighted averages.

## Beef Market Statistics

### Choice & Select Fabricated Boxed Beef Cuts

1996 Weekly Weighted Averages & Load Counts																
Week Ending	113A 2-Pc Sq-Cut Chuck				115 2-Piece Bnls Chuck				114 Shoulder Clod				116A Chuck Roll			
	Ch Lds	Ch \$	Se Lds	Se \$	Ch Lds	Ch \$	Se Lds	Se \$	Ch Lds	Ch \$	Se Lds	Se \$	Ch Lds	Ch \$	Se Lds	Se \$
01/05	6.5	89.69	1.0	90.00	68.5	99.81	111.0	101.08	30.5	108.69	10.0	111.83	49.0	103.53	43.5	106.06
01/12	9.5	89.47	24.0	90.99	97.5	99.28	132.0	101.95	39.5	108.67	27.5	109.25	36.5	106.09	30.0	106.65
01/19	9.5	89.26	21.0	89.86	71.0	99.87	164.5	100.77	36.5	109.95	54.5	107.99	29.0	110.84	23.0	111.18
01/26	16.0	84.34	15.5	83.87	64.5	95.77	89.5	95.71	59.0	102.58	30.0	101.03	24.5	108.00	42.5	107.80
02/02	18.5	80.68	22.0	82.83	89.5	91.80	127.0	92.71	50.0	92.51	27.0	93.41	35.0	105.38	29.5	106.08
02/09	8.0	79.00	19.0	81.05	61.0	91.82	98.5	92.30	44.5	89.95	35.5	94.51	20.0	107.94	23.5	109.51
02/16	11.0	78.39	17.5	79.60	47.0	92.04	92.5	94.25	65.5	93.43	32.0	94.34	34.5	113.13	17.0	112.76
02/23	12.5	78.16	19.5	80.23	62.5	90.66	83.5	92.89	42.5	90.91	31.5	92.54	22.5	112.87	24.0	113.46
03/01	16.0	78.13	18.0	78.57	64.0	87.55	114.5	90.63	76.5	86.59	40.5	88.04	8.0	112.13	22.0	108.17
03/08	12.0	74.08	18.0	76.63	80.0	84.93	121.0	87.76	47.5	86.82	27.5	86.92	34.0	105.74	18.0	104.32
03/15	12.5	75.12	21.5	78.81	53.0	86.32	111.0	88.68	25.5	88.61	24.0	89.74	24.5	102.96	11.5	104.17
03/22	12.0	76.58	4.5	77.50	55.0	88.85	52.5	90.26	40.5	90.77	25.0	91.93	11.0	103.86	9.0	102.47
03/29	5.5	73.91	9.0	75.89	65.0	85.12	86.0	87.00	69.0	85.77	14.5	88.05	13.5	100.56	36.5	97.79
04/05	13.5	70.63	10.5	72.07	39.0	84.11	85.5	85.67	38.5	84.71	22.5	85.33	14.5	100.09	14.0	97.46
04/12	8.0	70.38	13.5	69.78	55.5	82.15	105.0	83.02	49.5	83.24	32.0	85.40	29.0	98.41	26.0	95.65
04/19	14.0	65.29	14.0	65.86	124.5	76.80	166.5	78.32	84.0	79.55	74.0	80.05	25.0	94.06	49.0	92.90
04/26	17.0	62.06	15.5	63.48	57.0	75.24	70.0	77.90	56.0	76.69	18.0	79.36	13.0	90.31	13.0	92.04
05/03	16.0	62.13	18.0	62.86	58.0	73.93	101.5	74.15	68.5	75.49	45.5	75.54	32.0	87.36	33.5	85.57
05/10	7.5	67.47	12.0	67.96	47.0	77.12	68.5	77.85	36.5	82.05	38.0	82.94	17.5	90.83	27.0	90.48
05/17	8.0	66.25	7.5	64.80	48.5	72.54	119.0	73.43	60.0	78.98	43.0	82.30	26.0	87.81	32.5	81.98
05/24	11.0	63.27	17.5	64.49	47.0	72.76	114.0	72.70	40.0	77.76	25.0	78.02	18.0	82.92	19.5	82.00
05/31	7.0	63.43	4.0	63.88	37.0	73.07	67.5	73.24	27.5	78.69	18.0	77.31	14.5	81.34	11.5	81.22
06/07	3.0	64.33	21.0	66.86	42.0	73.88	123.0	73.90	36.5	77.41	32.5	77.15	40.5	82.41	47.5	81.57
06/14	3.5	68.86	7.0	68.79	36.0	78.85	73.5	79.47	32.5	82.85	21.0	83.14	31.5	86.29	14.0	87.00
06/21	6.0	66.75	16.5	68.24	41.5	74.17	76.0	74.51	35.0	80.06	33.0	77.71	32.5	81.89	34.5	82.39
06/28	5.0	64.60	4.0	65.25	32.5	73.92	91.5	74.00	47.5	76.11	32.0	75.44	21.5	81.95	22.5	82.27
07/05	5.5	68.18	1.5	69.33	29.0	80.26	43.5	82.37	36.0	79.92	14.5	80.14	9.5	85.42	11.5	87.65
07/12	5.0	76.90	8.0	76.44	34.5	89.09	50.0	90.27	44.0	91.97	25.0	91.88	28.0	98.59	14.0	100.46
07/19	2.5	83.00	6.0	85.50	42.0	103.38	35.0	103.93	26.0	110.85	12.0	110.92	20.5	117.41	8.5	119.00
07/26	13.5	83.59	5.5	82.09	49.5	101.63	63.0	101.94	30.0	110.40	16.5	110.58	27.0	115.93	20.0	116.65
08/02	10.0	79.50	11.5	82.70	43.0	96.64	81.5	96.42	39.0	102.40	49.5	100.96	35.0	107.07	29.0	105.74
08/09	11.5	84.74	5.0	84.60	26.0	99.81	70.5	101.03	24.5	105.47	7.0	109.21	11.5	109.43	18.5	111.35
08/16	8.5	81.12	25.0	83.56	55.5	92.16	172.0	94.53	47.5	101.97	35.5	99.73	32.0	105.98	51.5	101.83
08/23	7.5	82.80	15.0	85.47	39.0	96.50	59.5	97.65	52.0	97.65	28.0	97.04	11.0	111.55	32.5	110.28
08/30	1.0	80.00	6.0	86.50	36.5	94.45	59.0	101.56	30.0	97.53	23.5	93.81	10.0	116.35	18.5	110.19
09/06	6.5	82.23	10.0	86.10	36.5	104.42	48.5	103.32	26.5	100.89	23.0	101.11	17.0	121.91	17.0	119.74
09/13	3.5	93.00	6.5	89.77	40.0	105.95	132.5	104.92	37.5	103.55	29.0	103.86	31.0	130.56	28.5	125.00
09/20	11.0	87.14	17.5	89.14	30.5	102.66	70.0	102.41	46.5	100.95	38.5	100.04	26.5	128.19	21.0	123.98
09/27	7.0	88.29	7.5	86.50	25.5	99.24	49.5	98.83	35.0	102.44	38.5	99.45	23.5	123.21	24.5	119.57
10/04	8.0	94.25	19.0	93.08	38.0	106.45	61.0	105.45	40.5	115.75	21.5	114.26	30.0	127.63	26.5	125.32
10/11	12.0	90.50	15.5	89.87	32.0	104.58	61.0	103.13	36.0	116.65	24.5	115.86	28.0	120.98	51.0	116.37
10/18	6.5	90.46	9.5	89.68	21.5	101.35	136.5	99.00	40.0	111.14	21.5	113.53	24.5	111.04	21.0	111.93
10/25	11.0	87.82	11.0	86.64	41.5	101.25	133.0	97.22	45.0	109.64	15.0	109.00	27.0	108.89	34.0	108.41
11/01	3.5	91.86	12.0	87.17	20.5	104.27	55.5	100.13	43.5	112.26	32.5	111.94	32.5	112.42	23.5	109.68
11/08	4.0	100.38	13.5	91.78	29.0	111.62	139.0	100.78	24.0	121.08	23.5	114.38	23.5	124.36	19.5	115.38
11/15	2.0	110.00	11.5	88.00	20.5	114.98	141.0	96.61	47.0	116.02	36.5	109.19	14.0	128.00	51.5	109.92
11/22	0.5	106.00	17.0	89.74	30.5	113.48	112.0	97.65	36.0	113.72	17.5	108.06	17.0	128.47	20.0	111.58
11/29	3.5	95.57	5.0	89.10	26.5	105.15	58.0	98.71	23.5	106.55	21.0	106.07	16.0	125.06	32.0	109.55
12/06			8.0	88.69	64.0	97.66	83.5	97.09	63.0	100.98	24.0	102.21	27.5	119.18	36.0	108.67
12/13	2.0	86.50	18.5	87.89	45.5	92.86	126.5	95.69	40.0	97.71	44.5	99.33	30.0	112.27	41.5	108.54
12/20	2.5	85.00	8.0	90.19	32.5	95.12	63.0	97.51	67.5	94.95	29.0	96.38	26.5	117.38	15.5	117.90
12/27			4.0	92.75	8.0	99.75	24.5	100.04	20.0	98.70	10.5	99.62	13.0	122.08	7.0	121.36
	417.5	78.11	649.0	80.52	2,441.5	90.65	4,774.0	91.53	2,239.5	94.44	1,476.0	94.59	1,249.5	106.72	1,348.5	104.29

All averages reflect true weighted averages.

# Beef Market Statistics

## Choice & Select Fabricated Boxed Beef Cuts

1996	Weekly Weighted Averages & Load Counts															
Week Ending	120 Brisket				126 Armbone Chuck				160 Shank-off Round				161 Shank-off Bnls Round			
	Ch Lds	Ch \$	Se Lds	Se \$	Ch Lds	Ch \$	Se Lds	Se \$	Ch Lds	Ch \$	Se Lds	Se \$	Ch Lds	Ch \$	Se Lds	Se \$
01/05	29.5	85.83	26.5	86.93	1.0	100.00	1.0	101.50	22.5	117.20	26.5	113.24	48.0	124.05	28.5	120.54
01/12	22.0	89.07	27.0	89.00	4.0	97.75	3.0	99.67	18.5	117.22	30.5	111.69	55.0	125.93	69.5	120.23
01/19	26.0	89.25	8.0	90.69	1.5	98.67	2.5	99.40	13.0	115.92	38.5	112.51	85.5	124.29	67.0	121.66
01/26	19.0	89.88	9.0	89.94	2.0	92.13	1.5	93.00	27.5	110.97	39.5	110.61	41.0	119.65	45.0	118.23
02/02	11.5	89.17	19.5	88.46			1.5	91.67	24.5	107.89	37.5	105.89	47.0	117.26	42.5	114.78
02/09	30.5	81.47	22.5	84.90	1.0	90.00			12.5	107.22	15.0	105.67	29.0	116.10	40.5	115.07
02/16	19.0	86.08	13.5	86.41	0.5	90.00			20.0	108.75	35.0	106.26	61.0	117.86	39.5	118.00
02/23	17.0	86.47	19.0	86.66	1.0	95.00	1.0	91.00	20.5	109.29	16.5	108.76	32.5	117.86	39.0	118.09
03/01	28.0	86.75	14.5	88.34			0.5	89.00	18.5	106.74	22.0	106.14	43.5	115.08	47.0	113.94
03/08	16.0	87.88	22.5	86.71	1.0	84.00	0.5	89.00	26.0	104.52	26.0	104.00	34.0	112.94	48.0	112.67
03/15	17.0	87.38	16.5	87.82			0.5	87.00	12.5	103.82	21.5	102.70	73.5	111.91	41.5	111.27
03/22	20.5	92.17	7.0	93.79					8.5	104.71	15.5	102.21	20.0	114.66	32.5	114.58
03/29	20.5	92.52	15.0	94.22	1.5	84.00			11.5	105.93	20.0	101.49	55.0	113.02	75.5	110.33
04/05	16.5	94.42	8.0	94.50	3.0	87.00	2.0	84.00	25.0	103.08	21.5	100.64	36.5	111.92	16.0	109.88
04/12	17.5	91.26	17.0	90.91	2.0	85.50	1.0	84.00	17.0	104.29	22.0	99.68	48.0	112.55	33.5	109.78
04/19	50.0	83.73	73.5	84.53	2.5	75.00			25.0	100.72	18.0	98.97	74.5	109.98	44.0	108.51
04/26	55.0	82.02	15.5	85.81					18.0	97.94	28.0	95.73	54.0	107.66	63.0	105.52
05/03	24.5	79.94	20.0	83.50	1.0	72.00	3.0	71.00	54.5	91.41	48.0	86.74	48.0	101.54	70.0	97.06
05/10	14.0	87.14	15.5	88.65	0.5	75.00			12.5	96.64	21.0	92.88	37.0	105.74	37.0	101.81
05/17	11.5	89.52	7.0	87.29	0.5	73.00			11.0	94.27	9.5	89.00	52.5	103.69	58.0	102.13
05/24	47.5	79.39	59.0	78.70					12.5	96.88	28.5	88.96	51.0	104.49	39.0	97.67
05/31	39.5	78.95	23.5	78.87					12.0	98.17	26.0	88.52	42.5	106.39	26.5	97.25
06/07	13.0	81.69	14.5	80.62			3.0	71.00	6.5	104.46	15.0	88.70	38.0	111.08	26.0	97.46
06/14	37.5	83.59	10.5	86.86			0.5	79.00	8.0	106.28	18.0	90.83	18.5	114.97	61.5	102.69
06/21	19.0	80.53	11.0	82.91					5.0	96.60	34.5	85.61	37.0	107.22	34.5	97.09
06/28	14.5	79.10	10.0	78.93			1.0	74.00	7.5	90.53	26.0	87.21	62.0	100.55	34.5	96.72
07/05	8.5	78.65	14.0	78.43			1.0	75.00	5.0	94.10	5.0	91.40	32.0	102.80	19.5	99.28
07/12	16.0	79.88	21.5	79.24	1.5	84.67	0.5	86.50	13.0	101.77	16.5	97.36	29.0	109.55	33.0	108.14
07/19	16.5	81.55	13.0	80.12					2.0	108.50	6.5	105.77	30.5	116.69	22.5	112.07
07/26	18.0	81.61	19.5	79.00					8.5	106.18	23.5	102.23	24.5	115.45	18.5	112.86
08/02	24.0	76.46	38.5	79.67			1.0	97.00	6.0	104.58	15.5	100.39	71.5	113.03	25.5	109.80
08/09	38.0	81.68	20.0	81.75	1.5	99.00			6.5	110.77	17.0	106.06	30.0	119.85	22.0	117.18
08/16	19.0	83.18	9.0	83.89	1.0	95.00			9.0	116.67	6.0	113.50	25.0	124.48	21.5	120.26
08/23	21.0	86.02	16.0	86.97	0.5	98.00	1.0	92.00	9.5	124.47	15.5	112.68	34.0	129.60	37.0	122.69
08/30	16.0	87.63	10.0	85.45			1.5	101.67	9.0	124.94	23.0	114.30	35.0	132.63	27.0	123.67
09/06	18.0	87.61	10.0	85.35			1.0	106.00	15.0	128.10	14.0	118.09	23.5	135.83	39.5	128.06
09/13	16.0	87.77	14.5	86.55	1.5	105.67	2.0	106.25	8.0	132.88	30.5	124.16	29.0	141.72	24.5	133.55
09/20	34.0	87.68	20.0	86.98	0.5	101.00	0.5	99.00	6.0	133.17	10.5	124.43	44.5	139.20	61.5	133.94
09/27	15.0	89.17	13.5	88.19	0.5	100.00	4.0	95.13	8.5	131.00	14.5	122.59	46.5	138.04	20.5	129.73
10/04	12.5	97.24	11.5	94.87	0.5	102.00			1.5	132.00	8.5	124.65	47.5	143.94	42.5	134.48
10/11	10.5	99.81	15.5	97.74	1.0	103.00	0.5	103.00	2.5	130.80	7.0	125.57	26.5	141.53	23.0	130.67
10/18	20.0	97.70	18.5	97.49			1.0	95.50	17.5	125.20	23.5	115.16	64.0	134.00	39.5	125.06
10/25	13.5	97.52	18.5	95.92	0.5	99.00			9.5	122.37	7.0	111.64	32.0	130.17	38.5	120.69
11/01	14.0	99.86	30.5	94.30					3.0	122.00	20.5	107.12	18.5	131.43	28.5	118.00
11/08	9.0	106.11	18.0	98.61					3.5	131.57	18.5	104.05	35.5	140.87	34.5	118.52
11/15	10.5	110.95	17.0	100.32					7.0	136.14	11.5	103.39	45.0	143.93	32.0	115.31
11/22	11.5	112.30	21.5	101.74					4.0	134.25	14.5	103.00	25.0	146.08	56.0	114.82
11/29	8.5	107.35	12.5	100.76					4.0	129.38	8.0	102.50	16.0	139.50	25.5	112.67
12/06	25.5	97.63	15.5	97.13					9.0	123.72	29.0	100.50	29.0	130.38	37.5	111.12
12/13	39.5	93.89	26.5	92.98			0.5	94.00	15.0	115.00	27.0	99.87	46.0	125.74	45.0	109.08
12/20	20.0	96.13	40.0	94.74	0.5	91.00			5.0	103.60	8.5	106.00	50.0	120.31	61.0	114.55
12/27	8.0	103.69	1.5	105.67			0.5	100.00	4.5	111.44	3.0	112.33	24.5	119.84	7.5	121.07
	1,099.5	87.37	972.0	87.71	32.5	90.96	37.5	90.49	642.5	108.77	1,044.5	103.24	2,139.0	119.80	2,003.0	113.67

All averages reflect true weighted averages.

## Beef Market Statistics

### Choice & Select Fabricated Boxed Beef Cuts

1996 Weekly Weighted Averages & Load Counts																																	
Week Ending	167 Knuckle				168 Top Inside Round				170 Gooseneck Round				172A Diamond Cut Loin																				
	Ch Lds	Ch \$	Se Lds	Se \$	Ch Lds	Ch \$	Se Lds	Se \$	Ch Lds	Ch \$	Se Lds	Se \$	Ch Ld	Ch \$	Se Ld	Se \$																	
01/05	27.0	121.78	15.0	121.02	88.5	119.52	29.5	119.80	43.0	117.65	22.0	117.09																					
01/12	34.0	123.53	14.0	122.18	92.0	121.28	50.0	119.13	53.5	115.68	29.0	114.76	1.0	207.00																			
01/19	38.5	124.64	10.5	124.40	64.0	123.95	34.5	121.72	23.5	117.21	16.5	116.70	1.0	203.00																			
01/26	25.0	123.44	7.5	122.27	92.5	120.00	53.5	116.05	61.0	111.11	24.5	111.53	0.5	205.50																			
02/02	37.5	122.43	14.0	121.89	123.0	116.13	48.0	115.09	31.5	106.41	75.0	105.64																					
02/09	25.0	121.78	11.5	119.09	63.0	118.05	23.0	116.67	48.0	108.75	32.0	108.28	1.0	210.00																			
02/16	61.0	120.84	12.5	121.40	78.5	119.82	17.0	120.16	22.5	112.87	10.5	114.10	0.5	212.00																			
02/23	27.0	122.19	12.5	121.12	55.5	121.56	30.0	122.59	50.5	108.99	17.0	111.47	0.5	215.50																			
03/01	29.5	118.88	15.5	118.42	65.5	118.68	28.0	119.43	37.5	106.39	32.5	106.14	0.5	208.00																			
03/08	19.5	118.46	8.0	117.44	117.0	115.79	45.0	116.17	31.5	103.42	30.0	102.79	0.5	198.00																			
03/15	19.0	117.74	6.5	117.69	71.0	117.94	42.0	117.98	30.0	102.20	16.0	103.55	3.5	204.29																			
03/22	16.0	120.66	13.5	122.17	32.5	120.53	16.5	120.67	28.0	104.97	14.5	106.21	0.5	193.00	0.5	180.50																	
03/29	29.0	117.16	8.0	118.94	78.0	118.83	37.0	119.25	24.0	104.10	19.0	104.74																					
04/05	32.0	115.50	11.0	115.18	65.5	122.53	31.5	122.16	33.5	101.24	28.0	99.94	1.5	196.67																			
04/12	25.5	112.98	13.0	111.85	52.0	125.47	16.5	123.97	28.0	97.96	18.0	98.22																					
04/19	57.5	106.66	23.5	106.41	79.5	120.07	52.5	116.55	50.5	93.90	34.0	95.88	0.5	195.00																			
04/26	21.5	104.44	17.5	102.46	81.5	113.85	86.5	112.40	38.5	89.66	23.0	89.41																					
05/03	13.0	108.35	31.0	99.85	135.0	108.05	83.5	105.32	53.0	83.53	46.5	82.02	1.0	196.00	0.5	180.00																	
05/10	17.0	110.88	21.0	105.90	43.0	117.81	38.5	112.96	31.5	90.65	14.0	91.79	0.5	193.00	0.5	191.00																	
05/17	27.0	106.98	26.0	104.60	57.5	117.97	40.0	108.94	25.0	92.48	24.5	91.76	2.0	204.50	1.0	190.00																	
05/24	49.5	103.44	22.0	100.55	56.0	117.35	58.0	104.81	30.5	91.79	26.5	90.96	1.0	210.00																			
05/31	13.5	107.85	15.5	98.71	43.0	117.40	41.0	104.05	36.0	91.14	22.0	88.86																					
06/07	20.5	109.68	10.5	101.76	43.0	121.35	45.5	106.26	25.5	93.25	30.5	91.25																					
06/14	28.0	110.64	8.5	107.26	35.0	127.37	31.0	110.39	15.5	96.71	13.5	94.07			0.5	198.00																	
06/21	29.0	105.55	25.5	102.27	61.5	123.58	74.5	106.94	25.0	92.40	40.5	86.26	2.5	258.20	1.0	205.00																	
06/28	74.0	100.30	10.5	100.05	68.5	119.98	45.5	108.45	58.5	82.06	25.5	83.96	0.5	251.00	0.5	184.00																	
07/05	18.5	102.54	11.0	101.11	33.0	124.42	24.0	120.98	16.5	83.85	17.5	83.86																					
07/12	12.0	107.50	9.5	104.84	53.0	129.71	19.0	128.89	31.0	86.21	20.5	88.68	0.5	250.00																			
07/19	38.5	113.10	5.5	108.36	35.5	138.23	11.5	135.70	23.5	94.51	19.0	96.21	1.0	246.25	1.0	198.50																	
07/26	7.0	114.14	13.0	110.00	35.5	142.83	30.0	134.86	26.0	96.46	31.0	94.44	0.5	239.00	1.5	172.67																	
08/02	30.0	112.50	4.0	108.38	48.5	138.09	39.0	128.79	28.0	91.04	39.0	90.65	0.5	222.00																			
08/09	19.5	119.15	4.5	114.56	31.0	145.35	26.0	138.50	9.0	106.67	11.5	107.17	0.5	235.00	0.5	177.00																	
08/16	26.5	123.34	8.0	121.44	46.5	146.17	32.5	137.63	23.5	113.06	17.5	111.29																					
08/23	17.0	126.06	15.5	123.48	53.5	149.57	38.5	138.14	28.0	121.75	21.5	119.00	1.5	217.33	1.0	209.50																	
08/30	19.0	131.47	16.0	129.97	57.5	144.93	36.5	137.18	21.0	126.12	20.0	120.75	1.5	220.00																			
09/06	19.0	134.18	4.5	131.11	52.0	141.88	26.5	136.21	19.0	126.53	18.5	123.43																					
09/13	28.5	145.67	12.5	140.84	90.5	144.48	63.0	133.82	31.0	130.40	29.0	127.28																					
09/20	18.5	152.03	12.0	146.58	39.5	141.97	53.0	130.37	26.0	127.92	13.0	123.00	0.5	215.00																			
09/27	13.5	153.67	5.5	149.18	56.5	137.84	67.0	122.87	22.0	125.70	29.5	121.19	2.5	222.80	0.5	177.00																	
10/04	6.5	162.00	12.0	154.42	54.5	140.50	20.5	133.71	24.0	131.31	15.5	125.10	1.0	221.00																			
10/11	5.0	165.40	4.0	152.13	79.0	132.98	76.0	126.11	12.5	127.16	20.5	118.59																					
10/18	11.5	156.65	13.0	143.62	79.5	126.88	84.0	121.54	19.5	124.74	30.5	113.44			0.5	146.00																	
10/25	12.0	148.29	12.5	130.64	62.5	125.69	49.0	120.84	29.0	120.17	24.5	112.39																					
11/01	9.0	138.00	17.0	121.18	43.0	132.95	74.5	120.34	16.0	122.50	14.0	119.54																					
11/08	35.5	125.82	25.5	115.61	35.0	148.16	50.5	120.12	24.5	134.53	17.0	122.65	1.5	213.00	0.5	142.00																	
11/15	50.5	128.42	27.0	110.85	30.5	160.43	106.0	116.20	21.0	142.81	29.0	117.29																					
11/22	21.5	129.44	18.5	110.53	30.5	167.75	26.0	120.03	22.0	143.98	19.5	117.87	0.5	263.00																			
11/29	20.5	125.54	23.5	102.36	40.5	152.11	34.0	116.47	16.5	134.91	12.5	114.66	0.5	278.00																			
12/06	43.0	123.12	23.5	102.96	107.5	131.78	61.5	113.20	25.0	124.12	18.0	107.53			0.5	115.00																	
12/13	37.0	117.80	18.0	109.32	87.5	121.94	57.0	114.41	27.0	110.24	38.5	103.61																					
12/20	23.5	117.94	14.5	115.28	57.0	127.18	38.5	122.09	34.0	107.72	23.0	108.41			0.5	184.00																	
12/27	9.5	121.11	7.0	120.00	41.0	123.66	8.0	126.50	13.5	108.44	5.5	113.45																					
<table border="1" style="width: 100%; border-collapse: collapse;"> <tr> <td>1,348.5</td> <td>119.19</td> <td>722.0</td> <td>114.57</td> <td>3,222.5</td> <td>126.59</td> <td>2,250.5</td> <td>119.15</td> <td>1,524.5</td> <td>107.05</td> <td>1,240.5</td> <td>104.35</td> <td>31.5</td> <td>218.31</td> <td>11.0</td> <td>181.75</td> <td></td> </tr> </table>																	1,348.5	119.19	722.0	114.57	3,222.5	126.59	2,250.5	119.15	1,524.5	107.05	1,240.5	104.35	31.5	218.31	11.0	181.75	
1,348.5	119.19	722.0	114.57	3,222.5	126.59	2,250.5	119.15	1,524.5	107.05	1,240.5	104.35	31.5	218.31	11.0	181.75																		

All averages reflect true weighted averages.

# Beef Market Statistics

## Choice & Select Fabricated Boxed Beef Cuts

1996	Weekly Weighted Averages & Load Counts															
Week Ending	174 Short Loin				175 Bone-in Strip Loin				180 Bnls Strip Loin 12-14#				184 Top Butt 12-14#			
	Ch Lds	Ch \$	Se Lds	Se \$	Ch Lds	Ch \$	Se Lds	Se \$	Ch Lds	Ch \$	Se Lds	Se \$	Ch Lds	Ch \$	Se Lds	Se \$
01/05	28.5	229.50	16.0	210.81	3.0	190.67			4.0	278.00	0.5	241.00	8.0	156.25	4.0	145.94
01/12	31.5	234.38	20.5	216.33	1.5	194.33	1.5	182.67	1.0	269.00	5.0	240.50	15.0	156.50	1.5	143.67
01/19	15.5	233.68	18.0	218.22	1.0	193.00	1.5	180.00	0.5	300.00	1.0	231.00	3.0	163.67	5.5	154.27
01/26	20.5	234.73	20.5	215.32	5.5	185.82	1.5	178.00	2.0	284.75	2.0	211.63	16.0	162.02	4.5	153.67
02/02	9.5	237.87	16.5	216.58	1.0	182.25	1.0	159.00	1.0	280.00	3.0	215.67	8.5	164.82	6.5	139.42
02/09	16.0	241.42	19.0	212.20			1.0	166.00	6.5	277.31	3.0	210.33	4.5	173.22	3.5	141.93
02/16	15.5	238.06	13.5	214.72	11.0	199.82			1.0	280.00	2.0	215.00	9.0	180.97	5.5	149.73
02/23	24.0	247.42	39.5	222.49	3.5	211.86	0.5	175.00	4.0	281.38	3.0	226.00	13.5	185.11	3.0	153.67
03/01	15.0	246.00	9.0	231.72	3.5	212.86			7.5	279.47	0.5	242.00	16.5	179.94	8.0	156.63
03/08	40.0	243.73	26.0	237.27	1.0	205.00	2.0	186.00	3.0	278.17	2.0	242.00	4.5	172.11	4.0	160.06
03/15	20.5	241.62	19.0	239.25	1.0	198.00	0.5	191.00	1.5	266.00	2.0	251.13	11.0	163.07	9.0	155.44
03/22	18.5	247.66	10.0	245.75	2.0	212.50			0.5	275.00			10.0	168.70	9.0	166.39
03/29	11.0	255.66	22.0	250.77			0.5	211.00	1.0	290.00	2.0	266.75	10.0	163.93	7.0	160.00
04/05	15.5	253.13	23.5	247.06	3.0	215.33			1.5	278.33	3.5	266.86	10.0	162.70	8.0	160.50
04/12	26.5	270.83	16.0	252.73	1.0	229.00	2.0	215.50	2.0	302.00	6.5	274.31	3.0	182.00	9.0	163.94
04/19	23.0	272.48	22.0	243.93	1.0	223.00	2.0	211.00	3.0	285.83	2.0	266.00	7.0	179.86	11.5	154.09
04/26	22.5	269.62	24.0	237.06					1.5	284.33	3.5	254.86	12.5	174.72	9.0	136.00
05/03	25.5	273.98	52.5	218.87	1.0	218.00	0.5	195.00	2.5	287.10	1.0	245.50	23.0	165.85	39.0	133.04
05/10	23.5	285.65	18.5	249.81	8.0	228.19	0.5	210.00	1.0	294.00	3.0	254.33	6.5	194.46	9.5	156.63
05/17	24.5	291.35	24.0	255.23	3.0	238.33	0.5	220.00	2.5	310.60	6.0	254.83	7.5	196.73	2.0	176.50
05/24	18.5	300.84	27.5	251.31	1.5	241.33	0.5	207.00	5.0	322.50	4.5	253.11	11.0	196.14	7.0	171.54
05/31	17.0	303.44	34.0	251.56	1.0	248.00	0.5	206.00	2.0	345.25	0.5	266.00	8.0	189.56	6.5	165.85
06/07	20.0	314.35	33.0	262.50			1.5	223.33	1.0	358.00	4.0	272.63	21.5	186.26	38.5	152.64
06/14	12.5	337.36	20.0	273.68	2.0	245.00							9.5	202.26	4.0	173.88
06/21	13.0	337.69	20.5	263.41	2.0	291.50			3.5	386.14	2.0	283.25	10.5	192.38	10.0	166.60
06/28	17.5	329.66	26.5	247.51	0.5	275.00	1.0	215.00	1.0	382.00	4.0	263.75	6.0	181.17	9.0	158.00
07/05	11.5	322.17	31.0	239.61	4.0	268.50	0.5	205.00	1.5	355.00	7.0	253.64	5.5	178.09	4.5	147.89
07/12	19.5	312.28	23.5	235.79			1.5	204.00	1.0	358.50	1.5	251.33	4.5	185.00	9.5	155.58
07/19	32.0	291.86	21.0	237.40	1.0	259.50			8.0	334.69	1.0	251.00	10.5	182.90	6.5	166.38
07/26	26.5	272.74	61.0	228.53	1.5	252.00	1.5	189.00	7.5	304.07	2.5	230.00	22.0	173.95	14.5	152.48
08/02	24.0	251.92	25.0	222.32	2.0	207.25	0.5	184.00	2.0	270.75	1.5	235.67	6.0	166.25	7.0	146.00
08/09	11.5	262.22	12.5	237.24	0.5	217.00			0.5	282.00	1.5	251.00	5.5	182.45	5.0	162.60
08/16	14.5	261.03	16.5	236.03	1.5	215.00			3.0	276.67	3.0	256.67	13.5	178.85	11.0	157.23
08/23	12.0	246.27	11.0	232.45	1.0	201.00	1.0	195.00	4.5	264.33	1.5	250.67	14.0	173.75	23.0	139.78
08/30	12.0	245.22	22.0	224.14	1.0	198.50	1.5	183.67	2.0	262.25	5.0	231.20	13.0	159.38	14.5	137.41
09/06	16.5	245.39	18.0	223.83					1.5	276.33	1.5	236.33	7.0	167.57	10.0	139.40
09/13	21.5	255.72	24.0	225.31	1.5	199.67			3.5	284.86	1.0	240.00	6.5	167.00	6.0	143.67
09/20	27.0	244.81	24.0	218.40	0.5	211.00	0.5	193.00	2.0	293.25	2.0	242.25	14.0	167.04	13.5	141.41
09/27	27.0	240.11	16.0	212.47	1.0	207.00			3.0	292.50	2.0	230.00	3.0	167.33	7.0	133.64
10/04	19.0	256.53	10.5	222.38	1.0	214.50	1.0	182.50	1.5	310.00	1.0	221.50	10.0	169.15	9.0	141.22
10/11	24.0	256.77	26.0	211.71	2.0	213.50	1.5	163.67	1.5	319.33	4.5	208.11	9.0	163.94	10.5	131.24
10/18	6.0	270.33	20.5	202.63	1.0	204.00			1.0	303.00	3.0	193.50	7.5	155.00	3.0	124.33
10/25	22.0	260.89	25.5	203.65	1.0	207.00			2.0	308.00	2.0	199.50	9.5	156.16	6.5	131.38
11/01	6.5	273.23	15.0	211.37					1.5	308.67	6.0	202.42	8.5	154.71	4.5	125.78
11/08	7.0	320.14	14.5	212.14					2.0	314.75	4.5	194.89	6.5	163.77	6.0	122.75
11/15	17.0	317.71	33.5	204.52			1.5	161.00	1.0	341.50	8.0	186.50	12.5	167.44	13.0	118.27
11/22	17.5	324.06	24.5	199.55					1.0	345.00	2.0	191.75	9.5	171.68	12.5	120.44
11/29	9.0	324.28	19.5	195.71			1.0	152.50	4.0	348.88	4.5	189.00	8.0	164.00	12.0	114.29
12/06	13.5	293.96	36.5	196.62	1.5	252.67			2.0	312.50	5.5	190.82	17.0	148.94	12.5	113.92
12/13	28.5	265.78	25.0	198.08	1.0	211.50	1.5	156.33	9.5	266.63	4.0	191.38	7.5	148.93	12.0	117.92
12/20	16.5	256.73	20.5	207.71					5.0	270.90	1.5	205.00	14.0	151.46	14.5	126.10
12/27	9.5	264.68	8.0	222.06					1.0	282.00			2.0	164.50	1.5	142.67
	977.0	268.17	1,176.5	227.75	81.0	218.05	32.5	188.49	133.0	297.87	144.0	231.20	512.0	171.16	483.5	143.63

All averages reflect true weighted averages.

## Beef Market Statistics

### Choice & Select Closely Trimmed Fabricated Boxed Beef Cuts

1996 Weekly Weighted Averages & Load Counts																																
Week Ending	Chuck Roll, Neck-off				Chuck, Semi-Bnls				Clod, Special Trim				Brisket, Point-off																			
	Ch Lds	Ch \$	Se Lds	Se \$	Ch Lds	Ch \$	Se Lds	Se \$	Ch Lds	Ch \$	Se Lds	Se \$	Ch Lds	Ch \$	Se Lds	Se \$																
01/05	40.0	122.74	13.0	120.46	3.0	105.00	1.5	102.33	8.0	134.50	6.0	124.17	3.0	153.67																		
01/12	40.0	125.12	9.5	124.79	12.0	103.58	3.0	104.50	19.0	134.84	2.0	133.75	4.0	155.63																		
01/19	35.5	128.48	19.5	127.72	5.0	104.60	2.0	103.25	25.0	129.88	9.0	133.56	1.5	165.67	0.5	160.00																
01/26	33.0	124.97	16.5	124.82	5.5	95.14	15.0	95.68	17.5	124.66	6.0	124.08	1.0	162.75	0.5	155.00																
02/02	45.5	121.17	18.0	120.85	18.0	93.28	6.0	95.17	25.5	118.29	12.5	118.18	3.0	151.33																		
02/09	36.0	123.09	13.0	122.77	11.5	92.26	3.5	93.07	10.0	117.58	5.0	112.30	3.5	149.21																		
02/16	29.0	127.45	7.5	125.50	2.0	95.50	18.5	93.01	27.5	115.60	6.0	117.33	1.0	150.00																		
02/23	32.5	126.17	6.0	126.79	7.0	94.07	21.0	93.86	23.5	113.34	18.0	114.21	0.5	160.00	3.0	158.00																
03/01	19.0	124.67	16.5	120.47	6.5	92.58	38.5	90.99	25.0	111.29	12.0	111.17	3.0	158.50																		
03/08	37.0	119.65	21.5	118.13	14.5	90.50	12.5	88.12	17.5	111.31	27.5	109.44	3.5	156.21	1.5	161.00																
03/15	21.5	116.70	19.0	117.71	2.0	99.13	0.5	88.00	24.5	109.91	2.5	111.60	5.5	156.82	0.5	158.00																
03/22	34.0	111.53	19.0	112.24	14.0	89.38	1.0	91.75	12.0	110.46	1.0	115.00	1.5	168.33																		
03/29	26.0	108.81	26.0	109.88	4.0	86.00	2.5	89.40	4.5	109.33	2.5	109.40	3.5	168.86																		
04/05	34.5	109.59	20.0	108.43			1.0	88.00	9.5	108.89	7.5	109.77	1.5	168.00	0.5	159.00																
04/12	33.5	109.88	12.5	109.16	2.5	87.20	10.5	84.50	11.0	107.73	8.0	107.34	2.0	164.00	0.5	172.00																
04/19	49.5	105.45	14.0	105.23	12.0	79.00	11.5	76.70	30.0	101.84	21.0	102.71	1.0	151.00	0.5	157.00																
04/26	27.0	101.60	18.0	101.92			3.0	78.00	24.0	99.67	4.5	100.33	1.5	144.33	0.5	152.00																
05/03	40.0	98.61	12.5	95.56	3.0	74.67	1.0	75.00	27.0	97.07	2.5	97.60	3.0	138.83	0.5	140.00																
05/10	20.0	101.00	27.0	99.11	4.5	76.61	1.0	79.50	13.0	101.38	1.5	101.67	1.0	149.50																		
05/17	56.5	94.10	21.5	92.87	13.0	74.62	23.5	73.85	33.5	97.37	10.0	96.90	0.5	145.00																		
05/24	76.5	90.18	33.0	87.94	7.0	71.93	24.5	72.65	16.5	95.50	7.5	96.67	1.0	145.00																		
05/31	38.0	91.64	15.5	89.39	6.0	74.50	8.0	74.00	13.0	93.85	7.0	94.29	1.5	146.00																		
06/07	65.0	92.45	26.0	92.71	2.0	76.50	10.5	74.33	16.5	95.85	17.5	93.43	0.5	141.00																		
06/14	16.0	96.53	22.0	96.47	14.0	78.57	3.5	80.57	26.0	100.10	7.0	99.18	0.5	149.00																		
06/21	27.5	94.44	46.5	91.67	8.5	75.24	15.0	79.52	12.5	94.72	22.0	89.86	1.5	147.33																		
06/28	37.5	92.37	21.0	92.89	18.0	73.32	42.0	76.50	20.0	92.68	28.0	91.22	1.0	134.50																		
07/05	34.0	95.76	6.0	98.13			17.0	77.76	26.5	97.49	5.5	98.55	1.0	138.50																		
07/12	31.0	113.61	17.5	112.76	4.0	91.25	9.0	91.36	18.0	110.31	6.0	105.75	1.0	141.50	2.0	140.00																
07/19	26.0	134.85	10.5	131.10	2.0	107.00	2.0	105.00	9.0	131.22	13.0	129.96	0.5	141.00	0.5	140.00																
07/26	13.0	136.62	15.0	137.57	1.0	109.00	1.0	104.75	8.5	132.24	3.5	130.57	2.0	140.75	0.5	138.00																
08/02	26.5	119.47	12.5	121.96			1.5	98.50	2.5	124.40	3.5	125.50	0.5	138.00																		
08/09	40.5	124.67	14.5	126.72	16.0	103.81	18.5	100.84	21.0	128.71	13.5	122.22	6.0	143.08																		
08/16	33.5	119.76	21.0	119.62	20.0	92.50	4.0	97.31	36.0	121.74	14.5	115.90	2.5	150.20	1.0	146.00																
08/23	33.5	125.04	23.0	122.14	10.5	101.76	6.0	101.50	31.0	120.16	5.5	121.59	2.5	150.40																		
08/30	17.0	131.74	18.0	128.60	6.5	102.69	2.5	97.10	36.0	116.42	4.0	125.38	1.5	150.00																		
09/06	10.0	144.70	13.5	137.56	3.0	100.00	45.5	97.09	9.0	121.83	3.5	123.71	0.5	143.00	0.5	145.00																
09/13	35.0	155.27	20.0	151.79	12.0	106.21	6.0	102.71	49.5	130.18	8.0	127.56	4.0	155.00	0.5	154.00																
09/20	42.0	143.17	14.5	147.21	2.0	104.00	28.0	101.88	30.5	126.18	26.0	121.81			1.0	152.75																
09/27	31.0	137.79	17.5	139.57	6.0	104.00	12.0	102.02	10.5	127.19	9.5	122.68	1.0	154.00																		
10/04	26.5	149.37	13.0	144.69	5.5	109.82	1.0	104.00	33.0	136.47	18.0	136.31			0.5	162.00																
10/11	41.0	137.47	27.5	135.71	11.0	105.91	8.0	104.63	28.0	136.11	22.0	135.58	1.0	164.00																		
10/18	44.5	125.81	53.0	124.52	8.0	102.13	42.5	101.41	17.0	131.26	27.5	130.92	1.0	164.50	1.5	164.67																
10/25	46.5	123.33	18.5	120.93	7.0	104.14	2.5	101.00	21.0	130.90	9.5	129.00	3.0	167.33	1.5	157.67																
11/01	35.5	125.71	12.5	123.78	10.0	106.20	5.0	101.65	20.0	131.35	15.5	130.85	1.5	174.00																		
11/08	26.5	144.89	15.5	127.58	6.0	115.00	21.0	101.24	23.5	135.83	29.0	130.62	2.0	182.75	1.0	165.00																
11/15	17.5	154.44	26.0	124.06	1.0	121.00	11.0	100.73	32.5	132.89	33.5	128.06	2.0	192.00	1.0	171.00																
11/22	26.5	157.64	17.5	127.43	6.0	115.00	4.5	101.78	38.0	132.75	11.5	130.04	1.0	197.50	0.5	167.00																
11/29	17.0	149.62	18.5	124.42			1.5	100.33	12.5	127.96	4.5	127.11	1.5	191.33																		
12/06	39.5	133.13	38.5	124.26	8.0	95.88	48.5	97.57	40.5	119.90	9.5	122.21	1.5	179.00	1.0	169.00																
12/13	34.0	125.06	38.5	124.97	3.5	95.50	23.5	96.49	45.0	117.06	26.5	118.85	2.0	172.50	1.0	164.00																
12/20	38.0	137.39	19.0	135.97	14.0	99.14	8.5	103.41	17.5	117.97	13.0	117.77	2.5	170.50	0.5	174.50																
12/27	8.5	143.18	4.5	144.11					12.0	119.29	4.0	120.75																				
<table border="1" style="width: 100%; border-collapse: collapse;"> <tr> <td>1,725.0</td> <td>119.10</td> <td>1,000.5</td> <td>117.24</td> <td>358.5</td> <td>93.38</td> <td>611.0</td> <td>91.72</td> <td>1,120.5</td> <td>117.66</td> <td>594.0</td> <td>116.97</td> <td>93.0</td> <td>157.27</td> <td>23.0</td> <td>157.11</td> </tr> </table>																	1,725.0	119.10	1,000.5	117.24	358.5	93.38	611.0	91.72	1,120.5	117.66	594.0	116.97	93.0	157.27	23.0	157.11
1,725.0	119.10	1,000.5	117.24	358.5	93.38	611.0	91.72	1,120.5	117.66	594.0	116.97	93.0	157.27	23.0	157.11																	

All averages reflect true weighted averages.



# Beef Market Statistics

## Choice & Select Closely Trimmed Fabricated Boxed Beef Cuts

1996		Weekly Weighted Averages & Load Counts															
Week Ending	Bone-in Round w/Pld Knuckle				Bnls Round w/ Pld Knuckle				Bnls Round w/ Pld Knkl heel/o				Inside Round				
	Ch Lds	Ch \$	Se Lds	Se \$	Ch Lds	Ch \$	Se Lds	Se \$	Ch Lds	Ch \$	Se Lds	Se \$	Ch Lds	Ch \$	Se Lds	Se \$	
01/05			0.5	116.00	0.5	138.00			7.0	148.07	37.0	132.46	8.0	135.19	6.0	130.50	
01/12	2.0	126.50	4.5	120.78					4.0	153.00	9.0	143.17	15.0	134.60	2.5	138.00	
01/19	4.0	124.75	3.0	125.08			1.0	139.50	3.5	150.14	0.5	145.00	29.0	136.07	6.5	139.50	
01/26	1.5	122.00	2.0	119.88			1.5	129.33	3.0	148.25	8.5	136.82	19.5	131.21	16.0	132.38	
02/02	3.0	115.00	1.0	116.50			0.5	130.00	5.5	140.64	4.5	134.78	16.0	129.19	12.5	127.80	
02/09	1.0	115.00	0.5	115.50			0.5	124.00	6.5	138.77	3.0	136.00	32.0	129.08	11.0	130.70	
02/16			1.0	116.50					12.0	137.42	8.5	134.21	15.0	131.53			
02/23	0.5	118.00	2.0	113.00					9.0	142.75	0.5	143.50	20.0	133.33	4.5	134.00	
03/01	5.5	112.55	0.5	116.00			2.0	120.00	5.5	138.64			10.5	130.29	13.5	131.13	
03/08	1.5	114.67	14.0	108.25			0.5	123.00	8.5	137.21	15.0	131.17	17.0	129.47	8.5	131.38	
03/15	1.5	112.33	1.5	111.00	0.5	120.00	21.0	123.14	6.5	136.69			17.5	129.74	1.5	131.67	
03/22	3.0	114.75	1.0	115.00	1.0	125.50	7.0	125.21	1.5	136.33	1.5	134.33	14.0	130.79	5.0	128.00	
03/29	2.0	116.00	1.0	112.50	1.0	122.50	3.0	124.00	4.5	136.22	1.0	135.00	15.0	128.43	3.5	128.14	
04/05	0.5	114.00	2.0	111.00			9.5	118.21	3.0	138.00	1.0	132.00	7.5	132.60	11.5	130.52	
04/12	1.0	112.00	0.5	111.00			1.0	113.50	10.0	129.80	15.0	126.07	13.0	136.81	10.5	134.43	
04/19	2.5	109.80	1.0	109.00					8.5	130.29	2.5	126.60	7.0	131.21	16.0	126.56	
04/26	1.0	110.00					1.0	112.50	2.5	127.60			15.5	123.32	0.5	124.00	
05/03	0.5	105.00	2.0	100.63					3.5	124.86	6.0	110.75	6.5	123.23	6.0	116.50	
05/10	12.5	102.74	4.0	102.00					7.5	127.80	1.0	123.50	11.5	130.02	8.0	126.13	
05/17	6.0	102.33	2.5	102.50	1.5	128.33	0.5	113.00	5.5	124.82			15.5	129.81	11.0	122.61	
05/24	2.5	105.40					1.0	107.00	6.5	125.08	9.5	116.68	3.0	129.00	5.5	125.00	
05/31	2.0	105.50	6.0	101.00			14.0	104.43	2.0	129.75	6.5	114.31	10.0	130.80			
06/07			5.0	107.00					6.5	133.08	19.5	112.72	7.5	136.40	3.0	119.00	
06/14									7.0	136.57	1.5	121.00	4.0	140.75	16.5	122.47	
06/21	0.5	114.00					1.0	116.50	2.5	128.00	12.0	114.21	2.0	139.00	2.5	123.70	
06/28	1.0	105.00	4.0	98.00			6.5	105.12	3.5	119.14	13.5	113.87	12.5	132.08	4.0	116.75	
07/05							0.5	100.00	5.0	123.80	3.0	111.00	5.0	133.00	3.0	121.00	
07/12	1.0	109.50							7.5	130.73	10.0	125.05	10.0	141.03	4.0	141.56	
07/19					1.0	127.00			10.0	137.80	27.0	126.22	11.0	148.73	4.0	144.50	
07/26					1.0	129.00	22.5	117.93	6.5	140.15	8.5	133.53	4.0	157.00	0.5	147.00	
08/02	1.0	115.00	11.0	110.64					1.0	135.00	9.0	125.81	4.0	151.00	10.0	141.70	
08/09	2.5	125.80	7.0	117.93					2.0	146.50	6.0	129.50	5.5	155.45	12.5	148.36	
08/16	1.0	125.00	1.0	127.00					5.0	151.00	1.5	145.00	4.0	160.63	3.0	154.33	
08/23	9.0	132.11					6.0	131.33	7.5	159.67	6.0	155.08	6.0	161.33	5.0	157.20	
08/30	4.0	127.25	1.0	124.50			1.5	138.33	5.0	163.40	2.0	145.38	7.0	154.57	3.0	141.83	
09/06	3.0	140.00	1.5	129.00					3.5	162.00	11.0	144.00	7.0	161.86	1.0	163.00	
09/13	10.0	129.00					0.5	145.00	11.0	166.09	3.5	156.00	5.0	161.20	6.0	146.00	
09/20	8.5	137.24	10.0	136.25			0.5	143.00	5.0	167.80	18.5	145.30	5.0	153.00	4.0	146.00	
09/27			2.0	126.00					3.5	165.43	10.0	153.80	6.0	152.50	1.0	135.50	
10/04	4.0	143.50	6.0	131.00					5.5	171.09	5.0	151.70	7.5	152.33	3.5	146.14	
10/11	16.5	131.88	4.0	130.25			2.0	150.00	4.5	168.33	2.0	148.00	5.5	144.00	4.0	143.50	
10/18	3.0	140.17	4.0	126.25	3.0	147.33	3.0	151.00	9.0	158.22	11.0	149.68	25.5	135.61	30.0	129.63	
10/25	9.0	131.22	10.0	118.00			10.5	124.48	9.0	157.67	6.0	137.17	7.5	134.93	4.0	128.25	
11/01	1.0	127.00			1.0	162.00			3.5	163.29	3.5	139.57	13.0	140.88	8.5	129.47	
11/08	7.0	136.00	1.0	120.00			5.0	126.70	4.0	166.63	8.5	134.82	4.5	153.78	2.0	133.25	
11/15	1.0	147.00	6.5	115.62			0.5	128.00	2.5	172.80	4.0	135.13	7.5	181.13	7.0	125.68	
11/22			11.0	112.00			9.0	118.94	2.5	179.80	4.5	134.06	6.5	177.77	21.5	129.36	
11/29	1.0	142.00	2.0	111.50					3.5	166.71	0.5	136.00	4.5	155.00	6.5	128.23	
12/06	6.5	129.46	1.0	110.00					9.0	151.78	7.5	126.77	9.0	142.44	8.0	124.13	
12/13	1.0	127.00	7.0	108.64			7.0	117.36	7.0	144.00	14.5	128.21	24.0	129.71	22.0	124.41	
12/20	3.0	122.67							13.0	149.81	12.0	135.10	12.5	136.04	7.0	133.29	
12/27	0.5	124.00	3.0	111.00					7.0	145.93	2.0	125.63	1.0	139.00			
		149.0	124.07	148.5	115.22	10.5	136.14	140.0	120.45	298.0	144.96	374.0	131.30	552.0	137.04	367.0	131.22

All averages reflect true weighted averages.

## Beef Market Statistics

### Choice & Select Closely Trimmed Fabricated Boxed Beef Cuts

1996	Weekly Weighted Averages & Load Counts																
Week	Inside Round, Denuded				Flat & Eye Combination				Flat & Eye Combo, Heel/out				Top Butt, Bnls				
Ending	Ch Lds	Ch \$	Se Lds	Se \$	Ch Lds	Ch \$	Se Lds	Se \$	Ch Lds	Ch \$	Se Lds	Se \$	Ch Lds	Ch \$	Se Lds	Se \$	
01/05	1.5	153.67	0.5	150.00	2.0	146.00			1.0	150.00	3.5	147.43	16.5	183.41	3.5	163.14	
01/12	10.0	151.73	7.5	147.27	6.0	142.67			2.0	163.50	6.0	146.67	22.0	184.48	10.5	168.29	
01/19	3.0	147.67	1.5	152.67				11.0	145.09	4.0	153.50	3.5	150.00	9.0	190.83	7.0	175.57
01/26	12.0	148.69	10.0	144.00	5.0	136.60	5.0	141.00	8.5	143.71	4.0	142.75	11.5	188.89	8.5	168.76	
02/02	8.5	141.18	6.5	141.08	34.0	136.77	1.0	131.00	5.0	143.00	4.0	133.00	7.0	197.00	9.0	167.67	
02/09	1.5	145.00	4.0	143.44	2.0	135.50			7.0	135.14	1.0	133.00	15.5	198.06	7.0	165.93	
02/16	4.0	149.06	0.5	152.00					6.0	139.25	1.5	139.00	9.0	212.22	8.0	171.63	
02/23	4.5	148.39	0.5	145.50	12.0	140.00	1.0	135.00					8.0	215.00	14.0	173.18	
03/01	4.0	150.50	2.0	148.38			3.0	130.00			7.5	138.47	9.0	209.39	26.5	182.42	
03/08	9.0	144.89	1.0	146.75					22.5	131.44	2.0	132.00	22.0	195.52	9.5	179.53	
03/15	2.5	145.90	1.0	145.00	2.0	123.00			14.5	130.31	5.0	129.65	18.5	196.00	5.0	181.60	
03/22	2.5	147.70	1.5	148.83	2.0	135.00	1.0	129.00	10.0	135.20			3.5	197.71	5.5	185.18	
03/29	5.5	145.68	10.5	143.02	1.0	128.50	1.0	124.00	7.0	136.50	3.5	129.29	18.0	191.50	3.0	185.17	
04/05	3.5	150.86	1.0	147.00	1.5	134.00	11.0	125.50			0.5	127.00	28.0	194.63	18.5	177.47	
04/12	7.5	152.00	2.0	155.38	2.0	122.00			15.0	127.73	5.0	125.40	16.0	204.66	14.5	182.10	
04/19	6.5	151.00	2.0	149.13	1.5	120.00	1.0	119.00	5.0	134.40	1.0	122.00	6.0	215.67	30.0	178.33	
04/26	6.5	139.85	1.0	142.00					0.5	130.00	4.0	116.00	13.0	209.31	14.0	174.25	
05/03	6.0	135.42	3.0	133.67	4.0	109.25	1.5	103.00					8.0	205.00	21.0	162.26	
05/10	9.0	146.17	4.5	136.78					8.5	115.06			13.0	224.62	17.0	187.12	
05/17	8.5	145.71	1.0	140.45					19.0	116.37	2.0	117.00	21.0	223.55	18.5	193.76	
05/24	13.5	143.31	0.5	137.00					7.0	115.43	5.5	117.64	23.5	231.72	6.0	199.00	
05/31	6.5	144.69			2.0	98.00			7.0	116.43	2.0	112.00	24.5	227.12	2.5	191.60	
06/07	3.0	149.83	4.5	136.22					2.0	115.00	2.5	113.00	18.0	227.89	23.0	184.59	
06/14	5.5	157.50	4.0	140.56			3.0	114.00	4.5	122.44	1.0	116.00	13.0	233.08	3.5	205.86	
06/21	2.0	154.50	11.0	135.61	2.0	115.00			4.5	116.56	3.0	111.67	13.5	228.70	6.5	192.85	
06/28	7.5	144.80	7.0	128.96	5.0	105.00	3.5	108.86	3.5	108.14	1.0	109.50	12.5	211.40	28.5	180.46	
07/05	3.5	147.64	1.5	145.67			10.0	100.00					6.0	213.00	7.0	173.71	
07/12	5.0	153.80	1.0	154.25	1.0	105.00			6.5	111.92	6.0	113.58	9.5	216.47	26.0	177.05	
07/19	4.0	167.63	2.5	163.20					1.0	124.00	5.5	119.00	11.5	214.17	13.5	184.89	
07/26	3.5	169.14							5.0	124.20	1.5	124.33	18.0	204.67	14.5	181.10	
08/02	6.0	167.50	4.5	159.78	1.0	117.50			4.0	114.00	0.5	122.00	13.0	196.27	7.0	169.71	
08/09	0.5	172.00	2.5	165.00	3.0	123.00	0.5	121.00	6.5	131.15	4.0	136.75	8.0	206.25	9.5	183.47	
08/16	1.0	183.00	2.5	171.60					6.0	144.50	1.5	140.00	9.0	204.44	3.5	191.57	
08/23	10.0	178.25	2.5	169.00					3.0	148.00	3.5	147.00	19.5	197.62	2.5	175.10	
08/30	2.0	177.50	1.0	163.00					5.0	158.60	4.5	152.22	25.0	189.32	18.5	171.73	
09/06	3.0	173.83	1.0	170.00					2.0	160.00			13.0	187.23	18.0	166.69	
09/13	9.5	173.89	1.5	165.33					5.0	161.80	2.5	148.90	14.5	193.34	9.0	171.78	
09/20	3.0	171.00	1.0	164.25			1.5	148.00	15.0	163.53	5.5	151.73	12.5	192.24	11.0	165.05	
09/27	7.0	174.21	1.0	155.00			2.0	148.00	8.0	159.75	2.0	148.00	17.5	185.80	27.5	157.27	
10/04	3.0	169.33	2.5	160.20					7.0	175.14	2.0	153.00	11.5	194.65	12.0	164.29	
10/11	6.5	164.85	0.5	162.00					11.0	156.36	2.0	150.00	17.5	187.54	18.5	161.14	
10/18	10.0	154.95	4.5	148.11			6.0	133.00	2.5	174.40	7.5	142.67	9.5	181.55	40.5	148.65	
10/25	4.0	153.13	14.5	152.59					14.0	157.71	5.0	143.30	33.0	173.80	12.5	147.00	
11/01	1.0	160.00	0.5	144.00	9.0	150.89			5.0	155.10	5.5	145.68	13.0	175.19	14.5	146.07	
11/08	0.5	183.00	3.0	151.33	3.0	163.33			7.5	176.20	7.0	145.57	12.5	183.08	22.5	143.20	
11/15	3.0	199.67	11.0	145.77	10.0	159.00	6.0	143.67	1.5	184.67	6.0	150.50	13.0	190.96	24.0	140.42	
11/22			6.0	147.50					3.0	182.67	2.5	150.20	9.5	185.63	15.0	135.20	
11/29	2.0	192.25	1.0	150.00					1.0	175.00	0.5	151.00	11.0	185.36	9.0	129.39	
12/06	6.5	164.69	2.0	143.38					1.0	166.00	2.5	138.60	50.5	169.55	26.5	131.28	
12/13	3.5	157.00	5.0	142.90	2.0	135.00	7.0	122.71	6.0	147.33	3.5	134.43	16.5	167.91	25.5	134.94	
12/20	4.5	152.67	2.5	146.00	6.0	134.67	0.5	128.00	8.5	144.41	2.0	134.00	8.0	174.25	12.0	145.08	
12/27							1.0	131.00	3.0	143.50			5.5	183.18	3.0	156.00	
	256.5	155.00	164.0	146.65	119.0	136.11	77.5	127.48	302.0	139.91	152.0	136.10	767.5	197.31	723.5	166.00	

All averages reflect true weighted averages.

# Beef Market Statistics

## Choice & Select Closely Trimmed Fabricated Boxed Beef Cuts

1996	Weekly Weighted Averages & Load Counts															
Week Ending	Butt Tender, peeled				Strip Loin, 1x1, bone-in				Strip Loin, 0x1, bnls				Shortloin, 0x1			
	Ch Lds	Ch \$	Se Lds	Se \$	Ch Lds	Ch \$	Se Lds	Se \$	Ch Lds	Ch \$	Se Lds	Se \$	Ch Lds	Ch \$	Se Lds	Se \$
01/05	1.5	636.33	0.5	547.00	5.0	272.10			2.0	349.50	1.0	311.50	7.0	313.93	6.0	292.00
01/12	1.5	636.00	0.5	545.00	10.0	270.20			11.5	348.71	2.0	310.25	15.5	302.03	8.5	283.12
01/19	1.0	593.00	0.5	565.00	7.0	271.14			2.5	345.00	1.5	308.17	9.5	312.58	9.5	288.53
01/26	4.0	575.63	0.5	535.00	7.5	270.30			1.0	340.00	2.0	280.00	5.5	311.09	13.5	284.33
02/02	2.0	549.75	1.0	529.50	6.5	273.69			1.5	346.00	14.5	280.21	11.5	303.15	3.5	285.36
02/09	2.0	542.50	3.0	506.00	3.0	274.33			7.5	349.27	1.5	281.50	7.5	328.50	11.0	281.23
02/16	0.5	535.00	4.0	504.00	2.0	294.00			1.5	361.17	1.5	290.33	2.0	328.75	10.0	284.53
02/23	3.0	536.25	2.0	491.00	1.5	324.00	0.5	244.00	2.0	362.50	2.5	280.60	6.5	325.96	4.5	295.67
03/01	1.5	542.50	0.5	485.00	1.0	302.00	9.0	254.67	5.5	371.27	2.0	323.25	4.5	336.89	15.0	311.97
03/08	5.0	536.20	3.5	511.43	2.0	295.50	1.5	283.67	5.0	369.20	5.5	325.22	9.0	337.39	8.0	308.91
03/15	3.0	547.50	2.5	512.20	5.0	290.00			7.0	368.86	1.0	300.00	10.5	336.57	12.0	306.96
03/22	1.0	549.50							2.5	371.70	5.0	346.41	7.0	335.29	3.5	310.86
03/29	3.0	560.17	1.0	527.50	5.0	298.00	0.5	327.50	4.5	399.83	2.5	362.20	19.0	339.84	10.0	326.43
04/05	3.5	562.29	1.5	540.50	9.0	305.33	0.5	290.00	11.0	391.50	6.0	360.42	14.0	348.21	6.5	331.73
04/12	2.5	580.80	1.5	533.33	2.0	323.50			6.5	409.23	7.5	362.73	16.5	348.17	7.0	341.64
04/19	2.0	581.25	1.0	506.50	3.0	315.83	8.5	276.76	7.0	409.64	5.5	358.27	11.5	354.22	19.5	325.10
04/26	1.0	577.50	0.5	541.00	1.5	315.67	1.0	281.00	4.0	392.50	1.0	359.00	4.0	368.56	7.0	320.75
05/03	1.0	579.00	3.5	513.14	4.0	326.25	6.0	263.33	7.0	393.64	2.0	345.00	12.5	369.84	11.0	301.41
05/10			2.5	531.40	2.5	337.20	4.0	275.00	4.0	411.06	3.5	341.71	18.5	389.65	5.5	332.36
05/17	1.0	602.50	2.0	539.25	7.0	332.14			4.0	419.25	7.5	360.87	8.0	394.75	3.5	332.00
05/24	3.0	604.67	4.5	524.56			0.5	280.00	7.5	427.27	6.0	323.13	13.5	403.72	8.0	330.78
05/31	1.5	618.33	0.5	568.00	1.5	366.00	0.5	280.00	0.5	465.00	1.5	338.00	10.0	409.70	2.5	335.10
06/07	0.5	642.00	1.5	555.00	4.5	398.00	2.0	297.75	2.5	467.00	2.0	375.50	8.0	422.38	16.5	327.48
06/14	0.5	644.00	2.5	561.00			2.0	317.00	1.5	507.67	4.0	360.00	7.0	437.93	6.0	365.50
06/21	1.5	646.00	0.5	565.00	3.0	427.67	3.5	304.86	5.5	526.55	0.5	381.00	6.0	447.83	3.0	352.00
06/28	3.0	594.33	3.0	523.67	3.0	396.33			4.0	503.13	1.0	347.00	3.5	430.86	11.0	328.75
07/05	0.5	585.00	2.0	522.13	3.0	356.00	0.5	270.00	2.0	477.50	3.5	333.71	1.0	433.50	7.5	321.77
07/12	4.0	593.38	5.0	513.70	3.5	366.00	0.5	272.00	3.0	480.33	5.0	340.85	3.0	405.33	2.0	317.75
07/19	4.0	589.13	4.0	511.75	5.0	359.60	2.5	270.00	5.0	445.50	1.5	335.00	14.0	389.07	26.0	312.40
07/26	2.5	584.00	4.5	497.00	2.0	318.00	0.5	260.00	3.5	410.29	2.0	338.00	13.5	369.67	22.5	303.09
08/02	2.5	553.80	3.0	511.67	14.0	290.79	0.5	261.00	10.0	369.50	1.5	332.00	8.5	342.71	13.5	297.59
08/09	7.0	571.64	3.5	525.14	6.0	312.42			1.0	406.00			4.5	353.78	2.5	313.40
08/16	3.0	570.17	1.0	513.75	4.0	308.75			5.5	377.23	0.5	346.00	10.5	347.00	3.0	325.92
08/23	6.0	579.33	5.0	526.60	3.0	288.33	1.0	273.50	6.5	369.00	4.0	333.63	16.0	346.84	21.5	306.84
08/30	5.0	569.70	3.0	520.42	2.5	293.60	0.5	244.00	8.0	340.25	6.5	324.69	12.5	316.84	15.0	306.80
09/06	4.5	587.11	4.5	510.33	2.0	288.50	8.0	252.38	3.0	354.83	1.5	313.67	7.0	317.86	8.5	300.82
09/13	4.0	576.63	5.0	516.50	4.0	284.75	0.5	260.00	8.0	366.75	1.5	331.17	13.0	324.38	5.5	298.18
09/20	4.5	567.33	6.5	519.69	4.5	293.11			5.5	357.73	9.0	313.78	25.5	311.82	28.0	283.05
09/27	5.0	583.30	6.5	520.00	1.5	288.00	6.0	246.50	3.0	356.67	9.0	300.11	11.0	314.82	13.0	281.81
10/04	10.5	593.14	9.0	545.25	1.5	304.67	2.0	245.00	4.5	368.78	3.0	308.92	12.0	332.04	12.5	291.52
10/11	4.0	601.13	5.0	551.55	7.0	294.21	2.0	231.50	1.5	369.67	3.5	292.36	10.0	336.05	17.5	278.51
10/18	1.0	624.00	5.0	556.00	1.0	295.00	0.5	252.00	7.0	371.93	3.5	271.64	6.5	348.69	31.0	264.00
10/25	3.0	631.83	4.5	564.22	3.0	291.33	1.0	230.00	6.5	368.92			13.0	342.77	17.5	253.89
11/01	2.5	670.00	2.0	587.75	0.5	341.00	1.0	233.00	4.5	376.22	4.5	272.33	15.5	360.10	15.0	264.13
11/08	1.5	675.00	1.0	634.50	3.5	352.71	0.5	262.50	3.5	447.14	3.5	273.36	15.5	416.15	27.5	258.15
11/15	3.0	691.50	7.0	612.29	2.0	373.50	4.0	214.00	1.0	467.00	4.5	257.00	12.5	432.52	6.5	262.31
11/22	2.0	703.50	3.5	614.43	2.0	223.00	0.5	228.00	1.0	474.50	0.5	245.00	10.5	430.88	31.5	255.24
11/29	2.5	702.80	3.0	604.67	1.0	375.00			1.0	455.00	9.5	247.47	10.5	426.48	13.5	247.81
12/06			2.0	623.50	3.0	331.83	2.0	197.50	8.0	409.69	5.5	246.55	9.0	407.00	14.5	255.66
12/13			2.5	597.00	1.0	310.00	5.0	198.40	10.5	357.19	3.5	256.71	6.5	337.88	10.0	258.00
12/20	4.5	700.11	5.5	602.55	3.0	296.33			4.0	357.25	3.0	258.83	5.0	365.00	5.5	293.82
12/27			3.0	611.58	4.0	291.25			0.5	366.00	0.5	283.00	1.0	355.00	5.5	281.09
	137.0	593.14	151.0	542.07	184.0	307.85	79.0	256.94	236.5	389.74	181.0	312.01	515.5	358.23	598.5	292.20

All averages reflect true weighted averages.

1996

NATIONAL CARLOT MEAT TRADE  
REVIEW

Processing Beef



Livestock and Seed Program  
Livestock and Grain Market News Service  
Des Moines, Iowa

## Beef Market Statistics

### Beef Coarse Grinds and Coarse Grind Blends

1996	Weekly Weighted Averages & Load Counts											
Week End	73%		75%		Coarse Grinds 81%		Round		Chuck		Coarse Grind Blends 73%	
01/05	101.0	70.98	4.5	74.22	48.0	75.96	13.0	91.06	22.0	80.03	24.5	71.94
01/12	81.5	76.39	28.5	77.02	65.5	81.24	8.0	94.91	35.0	83.94	31.0	75.56
01/19	28.5	81.77	2.0	85.75	32.5	87.31	2.5	104.40	6.5	89.46	24.5	79.71
01/26	40.5	78.45	6.5	82.19	33.0	85.29	8.0	100.94	18.5	87.32	28.0	80.64
02/02	71.0	72.35	17.0	75.65	36.0	80.15	9.0	97.97	31.0	82.31	34.0	76.76
02/09	50.5	70.66	8.5	72.59	38.0	77.76	4.0	94.19	24.0	78.09	40.0	73.78
02/16	105.0	71.62	12.5	73.72	37.5	79.31	9.0	100.31	29.5	80.17	29.0	73.38
02/23	46.5	71.03	13.0	73.69	43.0	78.52	11.0	102.91	25.5	80.78	19.0	72.37
03/01	70.0	67.81	8.0	72.50	38.0	75.11	7.5	101.73	27.5	78.37	17.5	73.14
03/08	106.0	61.66	12.5	65.42	47.5	70.73	17.0	88.43	61.5	75.52	36.5	69.22
03/15	31.5	66.52	8.5	67.41	15.5	73.35	3.5	95.86	33.0	74.35	30.0	68.60
03/22	30.0	65.41	22.0	66.74	16.5	71.74	3.5	96.71	27.5	74.88	25.0	69.65
03/29	95.5	61.29	7.0	64.86	28.0	71.94	5.0	94.70	31.0	73.12	50.0	65.88
04/05	57.5	63.10	12.0	67.69	42.5	71.84	3.0	95.83	39.5	74.84	23.0	66.60
04/12	78.5	63.60	33.5	65.13	33.0	71.83	3.5	92.86	34.5	74.32	33.0	67.91
04/19	57.5	64.98	14.5	67.83	35.0	72.84	6.0	94.75	41.0	75.30	26.5	66.75
04/26	32.5	64.93	12.5	64.60	35.0	71.54	4.5	80.89	18.5	74.38	24.5	67.97
05/03	81.5	63.41	30.5	65.21	43.0	70.31	9.5	86.53	52.5	72.75	28.5	68.03
05/10	41.5	70.81	10.0	74.15	21.5	73.60	7.5	88.33	37.0	76.59	23.0	70.50
05/17	27.5	75.78	4.5	77.89	18.0	81.06	6.0	88.33	12.0	80.83	35.0	76.75
05/24	33.5	74.01	6.0	77.92	31.5	78.76	1.0	85.00	33.0	80.62	27.0	77.44
05/31	47.5	68.42	11.0	75.41	20.5	74.15	2.0	90.00	25.0	76.66	21.5	74.33
06/07	88.5	60.55	2.0	66.50	45.5	69.27	2.5	79.80	33.5	71.07	24.0	68.34
06/14	20.5	70.54	2.0	75.25	16.5	73.80	12.0	83.44	16.0	77.19	22.5	68.88
06/21	16.5	74.06	11.0	77.77	13.5	76.30	2.5	84.80	17.0	83.41	25.5	74.06
06/28	11.5	69.52	0.5	78.00	20.0	79.34	2.0	93.00	8.0	78.25	32.0	74.69
07/05	27.0	68.37	2.5	74.20	19.5	73.77	1.5	82.67	23.5	76.02	21.0	74.62
07/12	50.0	66.31	17.0	68.00	20.5	72.46	6.0	88.33	52.0	75.27	30.0	73.42
07/19	52.5	69.89			27.0	74.87	4.5	97.33	18.0	80.28	20.0	74.70
07/26	41.5	65.57	2.0	72.50	28.0	72.75	4.0	98.38	31.5	81.89	21.5	74.67
08/02	73.5	65.94	3.0	69.00	23.5	73.96	1.0	102.00	19.5	80.26	30.5	75.03
08/09	73.5	72.22	5.5	74.82	42.0	81.55	3.0	104.33	35.5	85.42	36.0	74.89
08/16	24.5	78.88	2.0	81.00	24.5	83.36	0.5	103.50	32.5	87.88	25.5	79.14
08/23	21.5	80.56	2.5	82.00	27.5	87.27	4.5	104.22	16.5	88.67	29.5	80.45
08/30	46.0	72.70	5.0	76.30	17.5	80.06	2.0	105.25	36.5	83.49	31.0	81.32
09/06	105.0	66.57	7.5	69.80	44.5	76.99	6.0	103.17	31.0	80.16	28.5	76.84
09/13	55.0	67.38	34.5	70.75	35.5	77.31	12.5	107.52	55.5	80.70	22.0	75.55
09/20	23.5	71.60	2.0	73.25	36.0	76.21	3.0	108.50	11.5	82.52	26.0	74.77
09/27	50.0	74.15	2.0	76.75	30.0	76.95	2.0	99.38	32.0	84.16	26.0	75.15
10/04	51.0	77.19	3.5	79.43	31.0	83.23	2.5	112.60	59.5	87.52	28.0	77.18
10/11	59.0	76.64	18.5	76.22	31.0	84.50	3.5	114.57	21.5	88.72	20.0	81.50
10/18	55.0	75.53	10.5	79.19	27.5	85.16	5.5	113.36	45.0	85.76	22.5	80.31
10/25	41.5	75.77	24.5	76.67	37.5	82.68	3.5	109.57	44.0	84.78	24.0	79.92
11/01	46.0	73.08	23.0	74.78	27.5	81.67	4.5	105.33	29.0	84.48	29.5	78.54
11/08	80.0	72.47	13.5	74.37	38.0	79.18	5.0	104.75	45.5	82.80	26.5	77.98
11/15	101.0	71.70	10.0	73.40	45.5	75.18	7.0	99.43	45.0	78.07	25.0	75.30
11/22	31.5	72.25	12.5	74.44	41.0	77.33	2.5	96.00	11.5	78.57	23.0	75.39
11/29	36.5	72.12	4.0	74.00	34.0	77.26	11.0	91.59	40.0	79.08	16.0	75.75
12/06	75.5	68.17	10.5	71.33	37.5	74.21	19.0	90.58	34.5	77.97	11.0	73.64
12/13	124.0	67.90	16.5	68.00	65.0	73.82	9.5	92.05	78.0	77.07	19.5	72.82
12/20	38.0	71.36	3.0	72.50	28.5	76.24	9.0	93.89	35.5	79.14	21.5	74.33
12/27	13.5	74.85	10.0	77.00	12.5	80.44	1.0	95.00	7.0	84.57	16.0	77.06
	2,848.0	69.52	546.0	72.00	1,687.0	77.04	297.0	95.71	1,631.5	79.72	1,365.0	74.14

All averages reflect true weighted averages.

# Beef Market Statistics

## Beef Coarse Grind Blends

1996	Weekly Weighted Averages & Load Counts													
Week End	Coarse Grind Blends													
	75%		80%		85%		90%		Round		Chuck		Sirloin	
01/05	3.0	71.00	13.0	80.73	4.5	94.11	7.0	111.21	7.0	96.71	34.0	82.51	10.0	118.60
01/12	12.5	77.32	14.5	83.17	8.0	96.63	7.0	112.14	10.5	102.81	13.0	87.12	9.0	121.00
01/19	6.5	81.54	9.5	88.89	3.5	97.86	8.5	114.53	5.5	103.09	20.5	92.83	5.0	116.20
01/26	6.0	80.25	9.0	88.64	5.0	97.80	8.5	110.68	15.0	104.10	27.0	91.02	6.0	118.17
02/02	8.0	76.63	18.0	85.56	6.0	96.79	8.5	112.03	9.0	102.44	9.0	88.94	8.0	120.63
02/09	9.5	74.74	18.0	80.75	5.0	94.90	9.0	110.22	11.5	100.09	16.0	87.75	6.0	115.17
02/16	7.0	76.43	7.0	81.43	5.5	93.27	7.5	110.80	9.0	99.56	12.5	87.42	5.0	110.60
02/23	8.0	75.75	5.5	81.09	5.0	96.60	7.0	112.43	11.0	102.45	20.0	88.45	4.0	116.50
03/01	14.0	72.71	9.0	79.83	7.5	93.33	14.0	105.50	8.5	96.82	12.0	85.83	1.0	127.00
03/08	10.0	69.45	13.0	76.54	8.0	90.31	7.5	109.00	5.5	95.09	28.5	81.42	3.0	112.33
03/15	13.0	69.92	12.0	74.92	9.5	91.26	6.5	101.77	13.5	98.33	20.0	82.13	2.0	127.00
03/22	6.5	72.77	8.0	77.00	5.5	91.55	16.5	106.12	6.5	97.23	21.0	85.00	8.0	118.13
03/29	16.0	66.78	12.5	75.38	9.5	91.32	21.0	103.51	13.5	93.33	38.0	79.61	7.0	107.14
04/05	6.0	67.17	10.0	75.78	7.0	91.00	10.0	105.10	10.5	93.24	17.0	80.79	4.0	105.00
04/12	7.5	66.53	15.0	74.40	8.5	86.59	14.0	106.57	8.5	95.06	19.0	80.39	2.0	105.00
04/19	6.5	73.46	7.5	75.67	9.5	87.42	6.5	106.15	5.5	95.18	9.5	79.95	6.0	111.08
04/26	6.0	70.17	9.0	75.56	9.5	89.00	6.0	108.83	8.5	93.65	10.0	79.90	3.0	105.00
05/03	8.0	69.38	8.5	73.94	6.0	87.83	7.5	110.87	13.5	94.22	20.0	80.25	5.0	115.60
05/10	9.0	71.61	9.5	74.79	12.0	89.83	11.0	110.00	12.0	96.54	30.5	83.13	9.0	118.67
05/17	8.5	79.59	11.0	79.68	11.5	92.13	11.5	109.65	15.5	96.81	38.0	85.37	5.0	113.60
05/24	5.0	80.60	14.0	83.61	8.0	94.00	10.5	108.81	4.5	96.83	27.0	84.56	2.0	105.00
05/31	3.0	75.00	6.0	83.29	8.0	94.38	8.0	111.31	6.5	97.46	14.5	83.59	4.0	112.00
06/07	7.0	68.14	16.5	76.67	10.0	87.40	8.0	110.56	23.5	90.74	27.5	79.35	3.0	109.00
06/14	7.5	71.33	8.5	78.65	7.0	89.57	14.0	106.11	8.0	92.63	23.5	84.19	2.0	105.00
06/21	9.0	74.56	4.5	79.56	6.0	91.83	10.5	109.52	7.0	95.57	25.5	82.82	6.5	113.54
06/28	7.0	76.14	6.5	82.31	8.0	94.00	7.5	110.47	12.0	96.33	13.5	83.19	6.0	116.00
07/05	4.0	76.75	11.5	81.52	6.0	93.00	6.5	107.08	9.0	95.56	12.0	85.25	3.0	109.67
07/12	4.0	73.25	11.5	79.48	6.5	90.31	10.0	108.80	12.5	94.36	16.0	83.03	6.0	116.17
07/19	8.5	76.18	8.0	79.50	4.5	89.67	7.0	108.64	14.0	94.75	18.5	84.22	6.5	109.92
07/26	8.0	75.00	13.5	79.30	6.0	89.33	8.5	109.65	6.5	93.15	7.5	82.80	4.5	109.22
08/02	3.0	74.00	11.0	79.00	14.5	89.10	9.0	109.11	10.5	95.90	18.0	84.78	7.5	114.20
08/09	8.0	74.69	10.0	80.25	8.5	91.24	9.0	108.22	11.0	96.64	16.5	86.18	7.0	114.43
08/16	4.0	79.00	11.0	85.27	8.5	93.65	9.5	112.42	10.0	99.40	16.0	90.19	3.0	108.33
08/23	8.5	83.65	7.5	87.73	4.5	99.00	10.5	112.62	27.5	96.51	31.0	91.15	3.0	116.33
08/30	5.5	81.55	11.5	88.39	8.0	97.19	8.5	111.29	12.0	103.42	17.0	91.09	2.5	108.60
09/06	5.0	75.20	9.5	85.32	7.0	94.57	7.5	110.23	11.0	101.55	17.5	89.34	4.0	112.25
09/13	6.0	73.67	6.0	84.58	8.0	91.00	6.5	109.69	9.0	102.44	23.5	88.51	2.5	109.40
09/20	9.0	75.56	11.5	80.43	7.0	93.00	11.0	110.45	9.0	102.67	28.0	87.79	5.0	115.00
09/27	10.5	75.29	11.0	84.82	12.0	92.92	13.0	108.79	11.0	102.18	21.0	87.88	7.0	114.07
10/04	11.0	77.64	5.5	83.45	6.0	98.67	9.5	108.79	12.0	102.33	15.0	89.87	4.0	111.00
10/11	13.0	79.92	14.5	83.28	9.0	96.11	8.0	110.75	12.0	103.75	23.0	91.30	4.0	113.50
10/18	6.0	81.33	10.5	85.81	6.5	98.54	10.0	111.50	10.0	103.40	14.5	90.69	7.0	120.57
10/25	5.0	80.80	6.5	85.69	4.5	99.00	8.5	111.35	8.0	104.13	11.5	90.65	2.0	107.00
11/01	10.0	77.40	8.0	84.00	6.0	97.00	9.5	111.47	10.0	102.60	16.5	89.73	2.5	110.60
11/08	4.0	78.75	5.0	82.00	7.0	91.29	10.5	104.19	10.0	102.40	17.5	88.54	3.5	117.71
11/15	11.5	76.91	8.5	80.76	4.0	92.75	7.0	106.71	6.0	100.33	25.0	87.32	2.0	105.00
11/22	4.0	77.00	7.5	81.13	9.5	92.11	6.5	107.77	11.0	95.27	21.5	85.63	4.0	109.00
11/29	4.0	76.75	7.0	81.00	9.0	92.28	12.5	99.84	13.5	96.07	8.5	84.59	5.0	110.80
12/06	5.0	75.00	8.0	80.13	4.0	93.25	7.5	100.60	5.0	98.20	13.0	82.38	5.0	113.20
12/13	6.0	76.42	8.0	79.41	4.0	93.25	11.5	102.52	5.0	97.20	32.0	85.84	2.5	107.20
12/20	10.0	76.60	10.0	80.60	4.5	91.44	14.5	103.21	7.0	95.36	13.0	83.33	3.0	107.33
12/27	5.0	78.80	8.0	83.38	4.0	93.75	6.0	111.00	6.0	98.08	8.0	84.75	2.0	108.00
	388.5	75.00	516.0	80.91	372.5	92.52	491.5	108.27	530.0	98.00	1,008.5	85.58	239.5	113.80

All averages reflect true weighted averages.

## Beef Market Statistics Boneless Beef & Carcass Equivalent Index

1996	Fresh Processing Beef & Beef Trimmings										Carcass Equivalent			
Week Ending	Fresh 50%		Fresh 65%		Fresh 75%		Fresh 85%		Fresh 90%		CH 1-3	CH 1-3	SE 1-3	SE 1-3
	Loads	Price	Loads	Price	Loads	Price	Loads	Price	Loads	Price	550-700	700-850	550-700	700-850
01/05	136.0	34.35	36.0	55.03	34.0	63.66	38.0	82.54	70.0	90.18	97.10	93.64	90.72	88.19
01/12	154.0	35.59	57.0	54.85	30.0	66.57	38.0	83.05	71.0	91.30	96.32	92.76	92.21	89.29
01/19	130.0	40.10	60.0	56.67	31.0	67.71	18.0	83.81	78.0	90.26	96.56	93.32	92.62	90.63
01/26	121.0	39.08	41.0	55.80	23.0	67.37	37.0	79.59	50.0	86.69	95.12	91.81	91.15	88.81
02/02	123.0	35.51	29.0	54.00	20.0	65.53	29.0	78.40	49.0	85.97	92.53	89.55	88.84	85.99
02/09	112.0	35.16	44.0	53.39	26.0	66.15	35.0	78.40	55.0	87.38	92.63	90.05	89.06	86.69
02/16	141.0	36.62	35.0	53.36	17.0	65.65	44.0	75.30	45.0	84.18	93.42	91.60	89.20	87.06
02/23	130.0	37.81	36.0	53.71	19.0	65.37	21.0	73.14	39.0	82.37	93.34	91.39	88.93	87.26
03/01	153.0	35.65	44.0	50.94	21.0	63.60	39.0	70.09	48.0	80.31	92.83	91.19	88.97	87.36
03/08	110.0	31.38	37.0	50.50	14.0	61.68	17.0	69.00	40.0	80.20	89.65	87.89	87.60	85.53
03/15	129.0	31.65	18.0	49.99	20.0	61.83	24.0	69.08	38.0	80.68	88.91	87.34	87.78	85.76
03/22	147.0	36.84	23.0	51.04	16.0	61.28	14.0	71.32	33.0	79.67	92.03	90.26	90.36	88.67
03/29	103.0	39.47	15.0	50.47	11.0	61.27	21.0	69.33	31.0	78.56	91.36	89.41	89.89	88.32
04/05	90.0	36.24	43.0	50.14	20.0	60.40	33.0	67.73	42.0	75.62	90.97	88.98	88.70	87.58
04/12	128.0	32.86	22.0	48.89	15.0	60.73	8.0	67.38	58.0	73.97	90.66	88.87	87.63	86.45
04/19	176.0	39.67	42.0	50.67	29.0	61.12	7.0	68.50	62.0	72.63	87.59	86.27	84.27	83.20
04/26	120.0	46.79	32.0	54.39	4.0	62.00	15.0	70.20	50.0	73.19	84.69	83.43	81.00	80.06
05/03	141.0	49.73	44.0	56.04	21.0	62.50	25.0	71.78	40.0	73.82	83.91	82.61	79.05	77.62
05/10	177.0	52.71	28.0	57.82	26.0	64.12	30.0	73.35	55.0	78.15	89.85	89.00	85.52	84.66
05/17	161.0	48.53	32.0	59.86	15.0	69.57	16.0	80.56	71.0	86.06	90.47	89.42	85.80	84.48
05/24	106.0	41.14	27.0	57.20	12.0	68.00	19.0	81.89	54.0	85.51	88.97	87.87	83.54	81.71
05/31	127.0	40.50	24.0	55.25	14.0	66.93	20.0	73.93	32.0	79.59	89.39	88.52	83.66	81.85
06/07	210.0	37.84	27.0	51.07	18.0	61.44	47.0	67.52	27.0	73.74	90.76	89.88	83.61	81.73
06/14	178.0	45.10	25.0	54.68	15.0	62.70	33.0	66.73	53.0	74.32	94.78	94.32	87.15	85.76
06/21	123.0	46.32	25.0	58.50	13.0	68.00	49.0	75.33	39.0	83.53	94.54	93.31	86.06	84.05
06/28	127.0	44.95	35.0	56.64	15.0	66.87	35.0	76.76	22.0	84.66	92.27	90.79	83.56	82.08
07/05	132.0	45.07	18.0	56.94	5.0	66.80	35.0	73.91	29.5	84.76	92.82	91.18	84.53	83.18
07/12	198.0	49.37	38.0	61.34	27.0	69.21	32.0	79.97	32.0	86.48	95.24	93.82	87.87	86.38
07/19	206.0	50.68	29.0	61.57	16.0	69.06	39.0	75.85	39.0	81.23	96.92	95.88	90.30	89.18
07/26	188.0	46.74	36.0	59.11	12.0	67.71	26.0	74.15	42.0	79.99	95.15	93.52	89.24	87.71
08/02	199.0	49.58	25.0	58.94	20.0	68.25	44.0	73.51	39.0	80.50	92.39	90.51	88.19	85.76
08/09	165.0	51.13	28.0	60.86	10.0	69.00	42.0	77.27	51.0	82.48	96.02	94.60	91.24	89.91
08/16	171.0	47.88	27.0	61.54	21.0	71.76	39.0	78.29	50.0	87.10	97.69	95.56	92.76	90.60
08/23	197.0	48.55	26.0	61.73	21.0	73.76	15.0	82.37	44.0	89.24	98.55	96.34	93.92	91.74
08/30	139.0	45.04	26.0	60.88	10.0	69.40	31.0	79.94	34.0	85.44	98.34	95.75	94.19	91.73
09/06	130.0	45.40	22.0	59.77	19.0	68.95	22.0	79.66	54.0	84.03	98.63	96.38	94.14	92.15
09/13	155.0	46.57	29.0	59.72	18.0	68.03	50.0	76.48	47.0	82.80	101.40	99.18	95.91	94.23
09/20	158.0	47.15	15.0	58.50	13.0	65.00	52.0	70.89	46.0	76.47	102.68	100.23	97.32	95.01
09/27	172.0	50.12	22.0	59.82	28.0	67.38	20.0	71.88	49.0	76.78	102.30	99.38	95.44	93.19
10/04	129.0	58.29	14.0	64.00	17.0	71.65	35.0	75.31	43.5	81.30	105.44	103.10	98.65	96.71
10/11	158.0	55.88	34.0	62.91	19.0	71.34	34.0	74.76	62.0	80.68	105.12	102.41	96.89	94.98
10/18	197.0	54.32	30.0	63.70	14.0	73.11	54.0	76.83	59.0	85.35	103.76	101.16	95.73	93.14
10/25	148.0	51.38	23.0	63.46	25.0	72.58	37.0	76.50	55.0	85.35	103.01	99.96	94.88	92.02
11/01	150.0	52.39	12.0	62.17	23.0	70.87	26.0	73.08	52.0	80.81	104.97	101.95	94.64	93.10
11/08	158.0	51.57	25.0	62.14	16.0	69.19	41.0	71.61	38.0	76.04	110.04	107.33	95.75	93.81
11/15	139.0	52.49	30.0	60.37	12.0	68.25	34.0	71.40	49.0	76.63	114.36	111.28	94.18	92.28
11/22	108.0	55.51	27.0	64.04	15.0	67.97	23.0	73.87	47.0	79.10	115.07	112.30	93.79	91.36
11/29	97.0	51.82	16.0	63.88			34.0	74.06	55.0	80.95	111.87	108.56	90.70	88.37
12/06	194.0	46.40	22.0	62.14	2.0	68.50	24.0	74.40	62.0	80.09	107.89	104.98	91.15	88.53
12/13	134.0	47.15	35.0	60.56	7.0	67.07	37.0	72.38	51.0	77.31	100.79	98.60	87.76	85.44
12/20	122.0	46.07	14.0	60.50	2.0	67.00	22.0	75.34	62.0	80.59	99.00	96.91	89.41	87.31
12/27	107.0	45.58	15.0	60.87	2.0	73.00	13.0	81.31	33.0	88.27	100.04	97.28	90.74	89.42
	<b>7,604.0</b>	<b>45.15</b>	<b>1,519.0</b>	<b>57.05</b>	<b>873.0</b>	<b>66.67</b>	<b>1,573.0</b>	<b>74.89</b>	<b>2,477.0</b>	<b>81.84</b>	<b>96.73</b>	<b>94.65</b>	<b>89.93</b>	<b>88.04</b>

Trim and process beef averages reflect true weighted averages

## Beef Market Statistics

### Imported Beef - CAF Ex-Dock

1996	East Coast										West Coast		
Week Ending	Bnls Bull 95%	Cow 90%	CFM 85%	Fores 85-90%	Shank 85-90%	Chuck 85%	Trim 85%	Trim 80%	Trim 75%	Trim 70%	Trim 65%	Bnls Bull 95%	Cow 90%
01/05				87.00	89.00	87.00	85.50	78.50	71.00				
01/12				85.75	88.75	87.00	84.00	77.00	71.50				
01/19	93.25	91.00		85.50	87.25	87.00	84.00	75.50	70.25	65.50	61.00		
01/26	93.50	91.00		85.25	86.25	86.00	83.00	74.75	70.25	65.00	61.25	93.25	
02/02	91.00	89.25		84.50	85.00		82.50	73.25	68.50			89.50	88.00
02/09	90.50	89.50		84.00	84.00	85.00	82.50	73.00	69.50			90.50	
02/16	90.50	88.25		82.50	82.00	84.00	81.00	71.75	69.75	61.75	58.00	89.00	
02/23	89.63	86.25		81.75	81.00	81.75	79.50	70.50	68.75	61.00	58.00	88.00	
03/01	86.50	84.50		76.50	78.00	79.50	77.50	69.00	68.00	62.00	57.50	87.00	
03/08	86.50	82.50		77.00	77.50		77.50	69.00	68.00			86.00	82.00
03/15	86.50	82.00		78.00	77.50	79.50	77.00	69.25	68.50			86.50	
03/22	89.25	83.50		79.75	80.75	80.00	77.75	71.25	69.50			87.50	
03/29	91.00	84.75		81.50	82.25	82.25	79.50	73.00	70.00			90.50	
04/05	89.25	82.25		80.50	80.50	81.00	78.50	70.00	68.50			89.50	
04/12	88.50	80.00		79.50	78.50	79.50	76.75	68.50	66.25			87.50	
04/19	87.50	79.75		78.00	77.00		71.00	67.25				87.25	78.00
04/26	88.00	79.00		78.00	76.75	78.50	75.50	68.50	66.25		59.00	86.75	77.50
05/03	88.50	79.50		78.00	77.00	78.00	76.00	71.00	67.50			87.50	78.50
05/10	89.50	81.50		79.50	80.00	80.25	77.00	73.00	68.00			88.75	80.50
05/17	90.00	83.00		81.00	81.50	81.50	79.00	73.50	69.00			89.50	81.50
05/24	90.00	83.00		80.00	82.00	81.00	78.00	73.00	68.50		62.00	89.50	82.00
05/31	89.00	81.50		78.00	79.50	78.50	76.00	72.00	66.75			88.25	81.50
06/07	88.50	79.50		73.75	78.50	77.00	73.50	67.50	65.50			87.00	79.50
06/14	89.50	80.25		78.00	78.50	79.00	75.25	70.00	67.50			88.00	79.50
06/21	89.00	81.50		78.50	77.75	79.00	76.00	68.50	66.50			87.50	80.75
06/28	89.25	81.00		77.00	79.00	78.50	76.00	69.00	67.00		61.00	87.75	
07/05	88.75	81.50		76.50	78.75	78.75	75.50	70.00	66.75			87.50	
07/12	91.00	83.00		78.00	82.25	80.00	77.00	72.00	69.50	65.00	62.00	90.00	83.00
07/19	90.50	81.75		77.00	82.00	78.00	76.50	71.50	68.50			89.75	81.00
07/26	89.75	80.50		76.50	81.00		75.00	71.00	68.50			89.25	79.75
08/02	92.00	81.75		77.50	82.25	79.25	76.00	71.00	70.25			90.50	81.50
08/09	94.50	85.25		79.50	85.00	81.50	79.25	75.50	73.00			92.75	84.00
08/16	97.00	88.00		82.25	88.00	83.00	80.50	78.50	75.25		69.00	95.50	86.50
08/23	98.00	88.75		82.00	88.25	83.50	81.00	78.50	76.00	71.00	68.00	97.75	87.75
08/30	97.00	87.50		80.50	88.00	81.50	79.50	77.00	75.00			98.00	88.25
09/06	96.75	86.50		79.00	86.50	80.50	78.75	75.50	74.00			97.00	87.75
09/13	96.50	86.50		78.50	85.00	80.00	77.50	75.50	73.50			96.50	85.50
09/20	96.00	85.50		77.50	86.50	80.00	77.00	75.25	73.25			96.50	86.13
09/27	96.50	86.25		79.00	85.88	80.25	78.25	75.50	73.25			97.00	85.75
10/04	97.50	87.75		80.50	88.00	82.50	79.50	76.25	74.50			97.75	88.00
10/11	98.00	87.75		81.50	88.75	83.25	80.75	77.00	75.50			98.25	86.50
10/18	98.00	87.00		82.00	88.75	83.50	81.50	77.50	75.50			98.25	87.75
10/25	98.25	87.00		83.50	89.50	83.50	81.00	77.75	75.50			98.50	88.00
11/01	97.00	87.50		82.50	89.25	84.00	81.00	77.50	75.00			96.75	87.25
11/08	95.00	85.75		81.00	86.50	84.00	80.00	76.50	74.00	70.00		96.00	85.25
11/15	94.00	85.50		81.50	85.00	83.00	81.00	75.75	73.00			93.50	84.50
11/22	93.00	85.25		82.50	85.50	83.00	81.00	77.25	74.00	70.75		92.75	85.00
11/29	90.25	85.25		83.00	84.75	84.50	80.50	76.50	73.50			90.50	84.25
12/06	88.50	84.50		81.75	84.00	84.00		76.00	73.50				84.25
12/13		83.50		81.00	81.75	80.00		75.00	71.50				83.00
12/20	88.00	83.75		81.00	82.00	82.00	80.00	75.50	71.50			86.50	83.50
12/27	88.25	83.50		81.50	81.50	82.50	80.50	75.00	72.00	69.00		87.50	
	<b>91.73</b>	<b>84.42</b>		<b>80.30</b>	<b>83.08</b>	<b>81.60</b>	<b>78.92</b>	<b>73.49</b>	<b>70.65</b>	<b>66.10</b>	<b>61.52</b>	<b>91.21</b>	<b>83.70</b>

Imported from Australia & New Zealand



## Beef Market Statistics Cow Carcasses & Cutter Cuts

1996	Carcasses				Cutter Cuts								
Week Ending	Cutter Cutout	Cow Carcasses			Top Round	Flats & Eyes	S.P.B.	Pld Knuckle	Tenderloins		Ribeye Roll		Flank Steaks
		Brkrs	Boners	Cutter				2-3#	3-4#	4-6#	6-8#		
01/05	74.61	53.50	57.50	61.50	155.50	135.25	128.00	107.25	245.00	318.75	122.25	130.00	135.00
01/12	74.73	54.00	58.00	61.70	155.30	134.00	127.55	108.20	238.00	309.50	117.90	130.00	133.50
01/19	74.10	54.00	58.00	62.50	155.60	134.00	128.30	108.50	238.50	301.00	115.70	130.00	134.00
01/26	72.28	54.00	58.00	61.60	156.10	134.40	128.15	107.90	233.50	295.00	115.40	128.80	132.50
02/02	71.51	54.00	58.00	61.30	155.50	134.40	127.25	106.10	231.00	293.00	116.10	129.60	131.50
02/09	71.86	54.90	58.90	62.50	155.50	133.60	126.55	105.25	227.00	289.20	116.70	133.10	131.00
02/16	70.50	55.80	59.80	62.70	154.90	133.65	126.00	106.00	230.00	288.80	114.80	132.50	131.90
02/23	69.13	56.00	60.00	60.70	154.00	131.90	125.15	107.00	228.80	289.00	113.40	131.70	130.40
03/01	67.85	56.00	60.00	60.00	153.60	130.30	122.75	108.70	226.20	285.70	109.90	129.70	130.10
03/08	67.36	56.00	60.00	59.90	153.00	131.10	122.75	107.80	225.00	285.80	110.10	128.70	131.60
03/15	67.68	56.00	60.00	59.70	152.40	130.50	122.75	106.60	227.00	291.00	109.30	129.20	133.30
03/22	67.22	56.00	60.00	60.20	151.50	130.40	123.35	107.70	236.00	292.50	109.00	128.90	134.10
03/29	66.19	56.00	60.00	59.65	149.70	130.55	123.65	108.00	246.00	298.50	107.80	126.20	132.10
04/05	64.74	55.20	59.20	58.20	145.60	130.60	122.55	105.60	251.70	307.50	105.60	123.50	131.40
04/12	63.60	54.00	58.00	57.20	143.10	128.80	121.85	102.40	252.80	300.50	104.80	124.90	132.50
04/19	62.76	53.40	57.40	56.40	142.70	126.60	121.55	102.00	250.00	299.20	103.70	122.20	130.60
04/26	62.50	52.40	56.40	56.00	142.00	126.60	122.40	99.90	256.50	313.80	104.10	120.60	130.40
05/03	62.76	52.00	56.00	56.00	140.10	127.10	122.40	98.80	255.00	315.00	106.50	129.20	131.00
05/10	65.12	52.60	56.60	56.70	140.70	127.10	121.30	98.90	256.00	317.00	105.50	129.50	131.00
05/17	70.06	54.20	58.20	59.00	140.90	127.60	121.30	99.70	259.50	320.20	103.80	130.70	130.00
05/24	70.52	55.00	59.00	60.35	138.50	127.60	121.85	99.60	261.50	319.30	104.10	127.30	130.90
05/31	67.32	54.25	58.25	60.00	137.75	128.25	121.25	98.75	250.75	317.75	105.00	119.50	132.75
06/07	64.05	52.80	56.80	58.70	136.60	127.40	120.10	97.70	240.10	313.00	104.60	118.90	130.40
06/14	63.08	52.00	56.00	56.85	135.30	125.70	119.70	96.90	241.20	308.50	104.00	117.60	130.10
06/21	67.98	52.60	56.60	58.00	133.45	124.50	120.00	98.50	244.60	313.80	105.40	117.60	131.00
06/28	69.78	53.80	57.80	59.80	132.25	123.30	119.20	100.00	240.70	311.00	107.70	119.10	131.60
07/05	69.67	54.13	58.13	60.13	132.25	121.00	118.00	100.00	238.00	305.00	108.00	120.00	132.50
07/12	70.27	54.60	58.60	60.30	132.25	121.30	118.20	100.60	237.80	301.00	108.40	120.60	134.50
07/19	68.29	55.60	59.60	59.10	132.25	123.10	119.10	100.50	239.50	297.60	106.40	119.50	137.90
07/26	66.72	55.50	59.50	57.75	132.25	123.00	120.20	99.00	240.50	301.50	101.50	118.90	137.70
08/02	66.77	55.00	59.00	57.50	132.05	121.90	120.30	100.00	237.50	299.70	101.20	121.50	135.50
08/09	67.92	55.60	59.60	58.70	131.75	121.90	120.20	101.90	237.50	297.20	103.40	120.40	135.20
08/16	70.67	56.00	60.00	60.70	132.55	121.60	120.50	103.10	237.50	297.50	105.00	121.00	137.20
08/23	72.42	57.13	61.13	63.30	133.35	122.30	120.50	103.60	235.70	297.50	105.50	121.60	137.50
08/30	70.89	56.40	60.70	61.70	132.55	121.80	119.90	102.60	230.80	297.10	104.00	122.30	137.30
09/06	69.20	55.25	59.25	59.25	131.75	121.50	119.25	102.00	227.75	296.50	103.75	121.50	136.50
09/13	68.30	54.40	58.40	58.20	131.45	121.30	119.30	102.60	224.80	289.10	102.30	119.00	136.00
09/20	65.01	53.10	57.10	56.85	132.05	120.60	118.40	105.70	220.20	279.00	99.70	115.40	133.40
09/27	64.39	52.50	56.50	56.25	132.30	120.40	117.90	106.80	215.50	273.50	99.70	116.70	131.90
10/04	66.69	53.70	57.70	57.30	131.40	120.60	118.30	103.50	210.20	268.00	102.50	120.00	135.30
10/11	66.97	54.50	58.50	57.88	130.80	120.00	117.80	103.30	211.10	272.50	102.80	119.20	134.60
10/18	69.37	55.10	59.10	57.80	131.15	120.00	116.30	106.20	207.50	268.80	101.80	117.60	135.40
10/25	69.47	54.35	58.35	57.60	130.60	120.00	114.70	110.80	206.50	264.00	103.20	114.60	140.70
11/01	66.75	51.30	55.30	55.88	129.60	118.80	114.80	109.50	202.00	254.20	101.50	107.60	146.30
11/08	63.81	49.60	53.60	54.30	128.40	117.40	114.50	107.00	191.50	245.40	98.10	102.50	147.50
11/15	63.31	48.80	52.80	53.20	126.50	117.60	114.20	105.50	182.50	228.40	97.10	101.50	146.50
11/22	64.39	48.50	52.50	53.35	125.00	117.20	113.65	103.90	181.70	220.00	96.90	101.20	147.60
11/29	65.62	48.50	52.50	54.75	125.00	117.00	112.75	101.50	184.25	223.75	98.75	101.75	150.50
12/06	65.37	48.50	52.50	54.40	124.70	116.90	112.60	101.10	187.80	229.10	99.60	102.00	150.30
12/13	63.85	48.50	52.50	51.40	124.25	117.10	112.10	99.50	187.90	229.90	98.60	102.10	150.50
12/20	64.91	49.50	53.00	51.13	124.95	116.50	111.80	98.60	187.10	228.50	97.60	100.90	147.20
12/27	71.28	52.50	54.50	53.25	125.25	116.75	114.50	99.75	185.00	230.00	97.00	100.00	144.50
	67.72	53.63	57.59	58.25	138.23	124.86	120.14	103.31	227.70	286.33	105.53	119.97	135.86

All averages reflect simple averages.

# Beef Market Statistics

## Utility Cow Cuts

1996	Utility Cow Cuts												
Week Ending	Ribeye, Lip-Off		Peeled	Top Insides		Flats	Eyes	Striploin	Shortloin 1x1		Tenderloins		
	6-8#	8/up#	Knuckle	12-16#	16/up#			1x1	16/dn#	16/up#	2-3#	3-4#	4/up#
01/05	166.25	171.25	110.00	130.50	130.75	122.00	132.25	152.50	150.00	155.00	247.50	320.00	347.50
01/12	165.00	166.50	110.40	132.10	132.60	118.40	131.20	150.00	150.00	155.00	241.00	311.00	345.50
01/19	160.60	160.60	110.80	135.30	135.60	120.20	129.20	148.00	150.00	151.00	238.50	301.00	337.50
01/26	149.00	154.40	109.10	134.90	134.90	121.20	126.80	143.00	149.60	146.40	233.50	295.00	332.00
02/02	141.30	155.40	109.10	127.30	127.30	120.20	127.00	140.20	147.40	148.50	231.00	293.00	333.00
02/09	143.20	157.20	112.35	123.70	123.70	120.10	129.80	140.30	146.20	149.70	227.00	289.20	329.00
02/16	146.70	160.20	111.90	130.00	130.00	121.30	130.10	141.40	148.00	151.70	230.00	287.80	327.50
02/23	146.80	163.60	110.80	129.60	129.60	123.60	129.40	143.70	148.20	151.60	229.00	287.50	326.10
03/01	147.90	166.60	110.10	127.40	127.40	122.80	127.20	143.00	147.10	150.60	229.50	289.50	322.40
03/08	152.60	167.50	108.50	126.60	126.60	121.10	126.90	141.30	145.00	150.20	232.50	294.50	322.00
03/15	157.90	171.50	108.00	127.40	127.40	118.40	127.00	139.80	144.80	151.30	232.50	297.50	327.00
03/22	161.40	179.70	108.90	125.00	125.00	118.90	128.90	138.40	144.90	152.90	237.50	295.50	330.80
03/29	163.70	182.00	108.00	125.40	125.40	120.40	129.70	139.00	145.10	153.30	247.00	297.10	337.00
04/05	162.40	182.50	107.40	127.20	127.60	121.30	130.20	143.20	146.50	154.20	255.60	303.60	342.90
04/12	156.00	183.70	104.10	129.00	129.60	122.40	129.90	147.30	148.70	155.20	261.60	302.80	338.50
04/19	150.00	178.60	100.50	129.40	129.40	119.20	128.00	143.00	148.50	153.20	259.00	307.70	334.90
04/26	161.20	181.60	100.70	130.00	130.00	118.60	128.10	143.90	148.60	152.00	258.30	315.30	331.40
05/03	179.80	192.50	100.20	130.00	130.00	118.30	129.90	147.10	146.10	151.80	255.00	315.00	331.10
05/10	183.70	195.80	99.40	130.00	130.00	117.10	128.80	147.10	145.30	152.30	257.20	319.00	336.90
05/17	186.50	198.90	100.40	130.00	130.00	117.80	130.10	149.20	144.60	153.30	261.30	325.80	338.10
05/24	191.00	199.90	101.60	130.00	130.00	117.30	130.10	150.20	145.40	152.80	261.50	323.20	336.00
05/31	195.25	200.25	101.50	128.00	130.00	117.75	127.75	150.00	146.25	151.25	249.00	317.75	336.50
06/07	194.20	198.20	99.90	125.20	130.00	117.70	128.60	149.40	143.60	149.60	238.00	313.00	339.90
06/14	187.60	193.30	99.60	124.00	130.00	116.30	127.60	146.00	140.90	148.20	241.20	306.50	337.90
06/21	177.70	187.40	100.90	124.80	130.00	116.20	127.40	144.70	139.40	146.80	243.20	306.80	336.30
06/28	173.00	182.10	101.70	126.00	129.60	113.50	126.40	146.00	138.70	143.90	237.60	304.20	334.80
07/05	170.00	180.00	102.00	126.00	129.00	109.00	124.00	147.50	139.00	140.00	235.50	303.00	337.50
07/12	168.00	179.60	102.80	128.20	130.80	111.40	125.20	149.90	140.00	145.40	235.30	299.80	331.50
07/19	164.40	179.20	103.00	129.30	132.90	115.00	127.40	155.50	143.10	154.30	238.00	296.60	321.10
07/26	163.50	179.50	101.90	128.40	133.20	114.80	127.60	150.50	145.50	155.50	241.50	329.40	320.60
08/02	163.10	183.70	102.70	135.00	136.80	115.50	127.00	147.10	145.30	156.30	239.00	343.80	323.40
08/09	162.70	184.60	103.80	139.30	140.50	117.00	126.60	158.60	144.80	157.70	237.50	294.40	323.60
08/16	162.80	178.90	105.00	140.20	143.60	117.00	126.20	157.30	145.90	158.00	237.50	291.50	314.80
08/23	162.50	182.50	105.40	142.00	146.00	118.20	127.90	158.50	147.40	157.80	235.70	292.80	305.70
08/30	163.50	182.70	106.40	141.20	145.20	117.60	129.80	153.90	144.10	154.50	230.80	293.30	311.30
09/06	164.50	184.00	107.50	139.00	141.50	116.00	129.75	149.50	139.75	149.50	228.75	292.00	311.00
09/13	164.40	185.20	107.60	137.20	139.00	118.40	130.60	151.40	138.00	147.20	226.00	284.90	310.70
09/20	166.60	184.90	107.80	136.00	138.60	118.00	128.30	150.10	135.10	143.10	220.20	271.00	308.50
09/27	165.20	183.00	109.80	136.00	138.00	116.30	124.90	149.30	131.60	140.40	215.50	261.50	300.50
10/04	155.70	177.90	111.20	136.00	138.00	115.40	127.80	148.60	131.50	138.90	207.60	267.00	306.50
10/11	153.40	172.30	110.70	134.40	136.40	113.50	127.40	145.20	132.10	137.20	209.20	271.00	308.60
10/18	155.10	169.20	109.70	131.20	133.20	111.60	125.80	140.40	128.50	135.80	210.50	268.80	290.90
10/25	152.40	162.20	110.20	129.60	132.00	111.00	125.80	138.50	127.50	134.70	202.50	264.00	286.60
11/01	149.80	156.80	109.70	129.00	131.20	110.40	123.40	133.00	123.20	128.70	195.00	253.20	277.90
11/08	140.50	154.00	107.70	127.80	128.40	108.50	121.10	127.20	118.00	121.10	190.00	243.30	274.10
11/15	138.90	152.10	107.30	125.20	125.60	107.20	118.40	127.30	116.10	120.30	182.50	227.50	266.90
11/22	133.90	147.90	106.30	120.80	122.60	106.10	117.90	125.40	116.10	121.40	181.70	218.60	258.50
11/29	132.00	143.50	103.00	118.00	119.50	106.50	117.25	124.00	115.75	124.00	184.25	222.75	276.25
12/06	133.20	145.30	102.60	118.40	118.40	110.00	116.80	124.40	114.50	123.70	187.80	230.00	285.00
12/13	131.40	145.70	100.80	114.40	115.60	111.10	117.60	123.70	114.50	123.70	187.90	232.90	293.00
12/20	131.30	144.30	99.60	112.80	115.40	109.50	117.00	125.80	114.50	124.10	187.10	233.00	304.00
12/27	131.25	144.00	100.75	114.00	116.00	108.75	117.25	128.50	114.50	122.00	185.00	230.00	302.50
	159.25	173.35	105.60	129.00	130.57	116.07	126.48	143.44	138.56	145.14	228.22	287.22	318.14

All averages reflect simple averages.

1996

NATIONAL CARLOT MEAT TRADE  
REVIEW

Beef By-Products



Livestock and Seed Program  
Livestock and Grain Market News Service  
Des Moines, Iowa

## Beef Market Statistics Beef Drop Value & Variety Meats

1996		Beef Variety Meats - FOB Central U.S.															
Week Ending	Drop Value	Cheek Meat		Head Meat		Regular Hearts		Lips		SI Liver/2 bx		SI Liver Exp		Oxtails		Scalded Tripe	
		Lds	Price	Lds	Price	Lds	Price	Lds	Price	Lds	Price	Lds	Price	Lds	Price	Lds	Price
01/05	8.27	26.5	48.36	1.5	37.00	1.5	19.00			1.0	36.00			1.5	117.00	8.0	16.38
01/12	8.20	17.0	52.24	2.0	37.00	1.5	19.00			1.5	40.33	40.0	39.75	0.5	118.00	16.0	16.19
01/19	8.17	3.5	55.14			15.5	19.06			0.5	40.00	53.0	41.14	1.5	115.33	4.0	17.00
01/26	8.13			8.0	34.06					1.0	38.00	6.0	42.00	0.5	120.00	4.0	16.38
02/02	8.04	8.5	50.41	5.5	33.73	1.0	20.00	1.0	45.00	1.5	38.00	10.0	40.00			15.0	14.67
02/09	8.04	4.0	49.00	3.0	34.00	2.5	21.20	1.0	47.00	1.0	38.50	17.0	43.59	2.5	121.60	13.5	15.19
02/16	8.02	8.0	48.00	1.0	36.00	8.0	21.00			2.5	39.60	3.0	42.00	2.0	121.50	10.0	14.75
02/23	8.05	28.0	48.13	9.0	33.33	4.0	22.50							2.5	119.60	7.5	14.33
03/01	8.12	7.5	51.73			4.5	24.06					5.0	42.00	1.5	121.67	4.0	15.25
03/08	8.01	2.5	51.20			1.0	25.00							2.0	124.00	10.5	13.86
03/15	8.03	6.5	49.35	1.0	35.00	4.0	26.13			1.0	44.00	5.0	42.40	2.0	124.00	14.0	13.00
03/22	8.01	2.0	48.00	8.0	32.31	4.0	27.00			2.0	42.50	10.0	41.00	3.0	131.00	19.0	11.78
03/29	7.97	5.5	47.68	2.5	32.30	2.0	27.00	0.5	54.00			30.5	44.61	1.0	132.00	32.5	11.12
04/05	8.12	22.0	48.43			1.0	27.00					4.0	45.00	0.5	136.00	3.0	12.83
04/12	8.27	22.0	50.68	1.0	32.00	4.0	27.50			1.0	47.00	3.0	42.67	2.5	136.60	7.0	12.43
04/19	8.24	8.5	52.82			2.0	28.00	1.0	55.00	2.5	43.80	6.0	44.83	5.0	137.80	2.5	13.40
04/26	8.30	11.0	54.91	3.0	33.00	2.0	27.00	1.0	58.00			9.0	42.00			5.0	12.40
05/03	8.49	4.0	55.13	3.0	32.00	9.0	25.56										
05/10	8.49	9.0	55.00	11.0	32.00	3.5	24.86			1.0	39.00	15.5	40.48	3.0	137.00	2.0	16.00
05/17	8.48	11.0	56.91	12.0	32.58	3.0	25.58			2.0	39.25			1.0	130.00	4.0	16.00
05/24	8.49	5.0	57.20	2.0	35.00	3.0	25.17					3.0	39.00	1.0	128.00	1.0	14.00
05/31	8.40	6.0	56.50			1.0	25.25	2.0	65.00			2.0	42.00			3.0	15.00
06/07	8.40	3.0	56.33			6.5	25.00	4.0	66.25	2.0	38.50	22.0	39.27	2.5	123.30	3.0	16.33
06/14	8.42	23.0	59.09	1.5	44.33	12.0	23.94					3.0	38.00	4.0	117.75	1.0	16.00
06/21	8.48	7.0	63.14			3.0	24.17	8.0	63.50	2.0	38.00	9.0	41.89	2.0	116.50	7.0	17.43
06/28	8.49	9.5	66.53			6.0	21.92	2.0	63.00	1.0	36.00	13.0	36.65	2.5	120.60	1.0	18.00
07/05	8.59	1.0	71.00			1.0	23.00	1.0	63.00	2.0	36.00	3.0	37.50			1.0	18.00
07/12	8.83	13.0	73.15			4.0	20.00	3.0	65.00	1.0	34.00	6.0	38.00	0.5	112.00	2.0	22.00
07/19	9.02	2.5	76.20			8.5	21.94					24.0	30.90				
07/26	9.29	2.0	78.25	1.0	58.00	10.0	23.00	1.0	71.00	1.0	35.00	21.0	33.55	1.5	128.67		
08/02	9.54	3.0	76.33			9.0	20.00			3.0	32.33	30.0	30.33	1.0	132.50	3.0	27.00
08/09	9.61	4.0	74.50	1.0	60.00	6.5	21.98			1.0	32.00					3.0	27.25
08/16	9.59	14.0	73.29			3.0	20.83					11.0	38.27			2.0	30.25
08/23	9.68	5.0	73.00	1.0	60.00	2.0	20.00					4.0	36.75	1.0	128.00	3.5	32.00
08/30	9.75	19.5	72.36			12.0	19.88							1.0	130.00	1.5	33.00
09/06	9.91	6.5	73.46	1.0	59.00	1.0	22.00			0.5	35.00						
09/13	10.07	1.0	75.00	3.0	55.33	2.5	22.20			0.5	32.00			2.0	130.50		
09/20	9.82	1.5	75.00	11.5	56.17	6.5	21.92			1.5	33.33			2.5	131.60	8.0	29.88
09/27	9.76	2.0	73.75			2.0	22.00					21.0	37.71	1.0	127.00	14.0	27.14
10/04	9.70	12.5	72.12	8.0	55.00	5.5	21.14					2.0	41.00			1.0	29.00
10/11	9.77	5.0	72.80			12.5	23.12			3.5	35.14	11.0	40.18	2.0	129.00		
10/18	9.72			4.0	53.00	4.0	23.25	1.0	77.00	0.5	33.50	11.0	35.45	0.5	126.00	2.0	30.00
10/25	9.58	8.0	73.00			1.0	24.00					6.0	37.00	1.5	130.00		
11/01	9.33	1.0	73.00			1.5	23.67	1.0	74.00							3.0	28.00
11/08	9.26	27.5	65.60	6.0	50.67	2.0	24.63	3.0	70.67			8.5	37.15	0.5	130.00	3.0	27.00
11/15	9.32	6.0	67.83	20.0	45.18	1.0	25.00					3.0	43.00	1.0	128.00	2.0	30.00
11/22	9.37	11.5	72.57	3.0	45.67	2.0	25.00	2.0	72.50	1.0	37.50	6.0	42.00			7.0	25.57
11/29	9.40	1.0	76.00	2.0	45.75	2.0	26.00	6.0	73.00	2.0	38.00	3.0	41.00	2.0	124.00	3.0	25.83
12/06	9.52	0.5	76.00	2.0	45.50	1.0	26.00	3.0	72.33							4.0	25.13
12/13	9.55	1.0	76.00			3.0	26.00									12.0	22.00
12/20	9.58	11.0	71.84	4.0	44.56	2.0	25.00					19.0	39.66			1.0	23.00
12/27	9.66	7.0	70.71			2.0	25.00	3.0	71.00			1.0	39.00	0.5	126.50		
	8.87	427.5	60.04	142.5	41.49	213.0	22.84	44.5	66.65	41.0	37.75	459.5	38.96	63.0	126.59	273.5	17.48

All averages reflect true weighted averages.

# Beef Market Statistics

## Tallows, Greases, Lard & Feed Supplements

1996	Chicago Basis						Gulf Basis				Central Basis					
Week Ending	Loose Lard		Edible Tallow		Packer Tallow		Edible Tallow		Packer Tallow		White Grease		M.B.M. 50%		Blood Meal	
	Cars	Price	Cars	Price	Cars	Price	Cars	Price	Cars	Price	Lds	Price	Lds	Price	Lds	Price
01/05			3.0	21.25			5.0	21.00	15.0	19.50	4.0	18.00	123.0	247.30	11.0	470.45
01/12			12.0	21.46			9.0	21.00	15.0	19.50	12.0	17.50	149.0	246.05	11.0	479.09
01/19	1.0	21.00	3.0	21.00	10.0	19.00	30.0	20.17	40.0	18.75	15.0	17.00	191.0	239.13	9.0	455.00
01/26	9.0	19.56	10.0	20.10	4.0	18.00	25.0	19.50	30.0	17.50	31.0	16.25	87.0	225.07	4.0	446.25
02/02	5.0	18.50	4.0	18.75			10.0	18.50			4.0	16.25	135.0	221.23	15.0	453.33
02/09	2.0	18.00	3.0	18.00	15.0	17.25	20.0	18.00	30.0	16.50	8.0	16.50	143.0	216.67	17.0	466.18
02/16					35.0	17.00	25.0	18.00	35.0	16.50	14.0	15.11	107.0	217.61	12.0	474.58
02/23							30.0	18.00	30.0	16.67	3.0	15.00	149.0	218.79	7.0	478.57
03/01			3.0	18.17	2.0	17.50	20.0	18.00	20.0	17.00	1.0	15.00	159.0	220.72	16.0	480.00
03/08									30.0	17.00			71.0	221.21	4.0	480.00
03/15	2.0	18.00	3.0	18.25	18.0	17.64	20.0	18.25	5.0	17.00			86.0	220.25	10.0	486.50
03/22											11.0	15.50	98.0	215.78	10.0	484.00
03/29	5.0	18.25	2.0	18.25	13.0	17.50	20.0	18.50	40.0	17.38	4.0	16.00	92.0	211.38	8.0	488.75
04/05	3.0	18.25	11.0	18.50	10.0	17.75	20.0	18.50	20.0	17.50	1.0	17.00	86.0	211.53	3.0	496.67
04/12			7.0	18.68	11.0	18.25	22.0	18.95	30.0	18.00	2.0	17.00	144.0	213.88	3.0	485.00
04/19	12.0	18.81	5.0	19.25	31.0	18.62	10.0	19.25	25.0	18.25	18.0	17.17	81.0	210.14	9.0	467.78
04/26	2.0	19.25	7.0	19.50	49.0	19.46	20.0	19.75	25.0	18.75			101.0	215.71	12.0	457.50
05/03	5.0	20.00	8.0	20.38			18.0	20.39	15.0	19.25	4.0	18.00	82.0	214.94	16.0	443.75
05/10	1.0	20.25	2.0	20.50			10.0	20.50	10.0	19.25	10.0	18.80	120.0	215.15	1.0	395.00
05/17			5.0	20.75	22.0	20.00	10.0	20.50	25.0	19.50	12.0	19.19	144.0	219.26	2.0	395.00
05/24	7.0	20.86	31.0	21.05	13.0	19.79	10.0	20.50	10.0	19.50	3.0	19.50	77.0	226.34	7.0	402.14
05/31			4.0	21.50	40.0	19.50	10.0	20.50	5.0	19.50			105.0	227.97	1.0	400.00
06/07	5.0	22.50	3.0	22.00	30.0	19.97	10.0	20.50	20.0	19.50	3.0	20.00	136.0	227.71	18.0	392.33
06/14					5.0	20.00	15.0	20.50	15.0	19.50	3.0	20.00	145.0	232.14	6.0	385.83
06/21	7.0	23.50	2.0	22.00	16.0	20.00	10.0	20.50	10.0	19.50	4.0	20.00	142.0	231.92	7.0	394.14
06/28			2.0	22.00			2.0	22.00	10.0	19.50	2.0	20.00	109.0	234.94	9.0	380.67
07/05			8.0	23.00	14.0	20.86			10.0	19.50	4.0	20.00	79.0	236.07	7.0	384.29
07/12	2.0	25.00	11.0	23.25	3.0	21.00	23.0	22.00	25.0	20.90	1.0	20.50	111.0	239.05	20.0	386.00
07/19			4.0	24.00			5.0	23.00	20.0	21.00	3.0	21.00	109.0	243.35		
07/26	5.0	25.20	4.0	24.50	7.0	21.29			10.0	21.00	3.0	21.00	101.0	240.41	4.0	397.50
08/02	2.0	26.00	9.0	24.89	30.0	22.00							105.0	239.10	5.0	407.50
08/09			3.0	25.00	15.0	22.60			15.0	21.50	6.0	21.83	122.0	239.54	1.0	430.00
08/16	2.0	26.50	7.0	25.50	14.0	23.64	3.0	24.00	20.0	22.25	4.0	22.50	177.0	246.77	10.0	451.00
08/23			15.0	26.00	2.0	25.00	4.0	25.00	10.0	23.50	3.0	22.50	156.0	250.86	3.0	465.00
08/30	2.0	27.00	5.0	27.00			5.0	25.25	5.0	24.25	3.0	23.00	111.0	253.79	3.0	473.33
09/06	2.0	28.00	3.0	27.50	4.0	28.00	25.0	25.50	5.0	24.25	9.0	24.00	160.0	268.04	11.0	490.00
09/13	5.0	28.25	3.0	28.25	13.0	28.00	5.0	26.00	10.0	25.00	2.0	24.50	113.0	275.04	2.0	500.00
09/20	2.0	26.75	9.0	26.78	14.0	24.29	15.0	25.00	15.0	24.00	12.0	23.17	130.0	284.49	5.0	525.00
09/27	8.0	24.75	1.0	24.50	16.0	22.25	10.0	24.00	20.0	22.25	4.0	22.44	175.0	290.20	3.0	550.00
10/04					44.0	22.42			10.0	22.00	5.0	21.40	105.0	284.16	3.0	565.00
10/11	6.0	23.50	2.0	24.00	19.0	23.53	5.0	23.50	10.0	22.00	10.0	20.35	109.0	279.71	3.0	570.00
10/18	11.0	22.73	5.0	22.60	11.0	20.91	10.0	22.50	10.0	20.00	8.0	19.31	119.0	270.11	8.0	555.94
10/25	3.0	22.00	2.0	22.00	10.0	18.50	5.0	21.00	10.0	19.00	5.0	17.60	72.0	264.56	7.0	550.00
11/01	7.0	20.29	10.0	21.13	10.0	17.50	10.0	20.50	25.0	18.30	2.0	16.00	132.0	261.15	6.0	551.25
11/08	3.0	19.00			20.0	17.83					20.0	16.06	125.0	256.70	6.0	550.00
11/15					17.0	18.41			10.0	19.00	2.0	16.00	153.0	258.10	20.0	559.75
11/22	4.0	21.00			20.0	19.19	13.0	21.50	10.0	20.00	2.0	16.50	134.0	265.12	4.0	570.00
11/29			3.0	23.00			5.0	23.00	5.0	22.00	7.0	17.71	42.0	273.27	3.0	581.67
12/06	4.0	21.50	1.0	23.50	4.0	22.00	1.0	23.50			8.0	18.63	105.0	273.45	10.0	589.00
12/13			6.0	24.00			4.0	24.00			4.0	19.00	55.0	269.03	9.0	587.22
12/20	3.0	22.50	4.0	25.00	2.0	22.00	29.0	24.14	10.0	22.50	5.0	20.40	119.0	274.54	19.0	586.18
12/27											4.0	21.00	34.0	272.85	4.0	593.75
	137.0	21.84	245.0	22.24	613.0	20.17	558.0	20.62	775.0	19.19	305.0	18.41	6,015.0	242.70	404.0	479.44

All averages reflect true weighted average

Cars = Railcars (120,000 pounds)

## Beef Market Statistics Major Packer Hides

1996 Major Packer Hides											
Week Ending	Hvy Native Steer		Colorado Brnd Str		Butt Brnd Str		Hvy Native Heifer		Branded Heifer		Hvy Tx Str
	Cwt	Piece	Cwt	Piece	Cwt	Piece	Cwt	Piece	Cwt	Piece	Piece
01/05	70.19	58.94	60.50	51.00	65.50	55.25	75.92	53.50	69.50	49.50	54.69
01/12	73.43	61.40	56.13	48.90	64.40	54.80	76.45	53.90	71.50	50.50	56.00
01/19	71.73	60.63	55.00	48.00	64.80	54.50	77.25	54.50	71.50	50.50	55.15
01/26	73.85	61.50	56.69	49.25	64.80	54.60	78.00	55.00	69.50	49.44	55.45
02/02	72.70	61.75	55.35	49.10	65.18	54.85	78.15	55.10	69.98	50.00	54.55
02/09	74.70	62.45	59.03	51.00	64.88	54.85	79.28	55.20	71.88	51.70	54.75
02/16	75.38	61.95	59.05	50.60	65.18	54.25	79.28	53.65	71.58	51.25	54.95
02/23	75.10	62.50	57.25	50.00	67.13	55.43	79.95	55.70	71.90	50.90	54.75
03/01	76.63	62.70	59.00	50.00	65.68	55.05	80.70	55.68	73.75	51.00	55.75
03/08	76.90	62.63	60.40	49.73	66.40	54.60	81.43	55.58	72.63	50.25	56.08
03/15	77.70	62.50	62.78	49.15	67.90	54.25	82.20	55.30	72.15	48.35	54.45
03/22	77.80	62.35	63.18	48.60	68.70	54.33	83.30	54.85	69.75	45.60	54.90
03/29	79.45	62.95	62.25	49.50	69.50	53.98	85.13	54.95	65.08	43.45	53.95
04/05	82.38	64.80	67.25	50.00	71.90	55.70	87.45	56.70	67.68	44.35	54.15
04/12	83.60	66.80	67.25	50.00	72.88	57.00	90.50	58.00	71.85	47.90	56.20
04/19	84.38	68.13			79.25	61.00			75.98	50.10	57.00
04/26	87.28	69.78			79.38	64.23	95.25	61.00	78.13	50.63	59.60
05/03	91.20	69.90			78.95	67.00	94.95	59.60	75.38	51.25	59.60
05/10	88.18	68.20			77.10	59.45	93.05	58.20	73.25	47.00	59.25
05/17	83.93	66.50	67.67	52.00	76.73	57.65	88.08	56.10	71.28	45.80	57.00
05/24	85.45	65.75	67.00	51.50	76.63	56.95	87.75	55.30	69.30	44.55	56.85
05/31	84.91	64.88	69.50	53.00	74.38	56.50	87.81	55.06	70.25	44.50	56.94
06/07	83.58	62.95	70.03	53.10	72.73	56.75	85.70	53.80	72.55	45.95	56.30
06/14	82.35	62.50	70.95	53.00	74.28	57.30	85.83	52.58	74.88	46.45	59.10
06/21	82.03	63.10	71.85	55.05	76.60	58.70	85.08	53.00	76.88	48.75	60.60
06/28	82.48	63.18	73.22	56.06	78.08	59.50	84.60	53.58	76.50	50.00	59.55
07/05	84.53	63.97	75.38	58.00	80.38	61.25	86.44	53.16	76.50	50.75	59.19
07/12	86.38	66.15	77.23	60.90	81.80	62.90	90.85	56.00	80.50	52.90	62.65
07/19	89.90	69.30	80.05	62.70	83.40	65.40	92.60	59.00	85.05	55.10	65.25
07/26	93.73	72.00	83.13	64.50	86.53	68.90	98.30	61.40	86.25	57.50	69.05
08/02	96.18	74.30			89.98	71.20	101.75	63.60			71.44
08/09	95.73	74.50			90.93	71.03	98.93	63.15	93.66	59.13	69.40
08/16	96.70	74.70			86.55	69.88	95.83	62.63	93.66	59.13	71.25
08/23	96.10	75.60	82.63	66.75	89.88	70.88	92.75	59.90	90.25	62.50	71.25
08/30	96.45	76.90	82.95	67.20	90.03	71.55	97.88	65.25	89.03	62.40	72.15
09/06	98.13	77.38	81.75	67.00	91.03	71.75	102.50	65.67	84.88	60.50	73.25
09/13	99.70	77.00	83.63	67.00	91.55	70.80	103.30	65.85	96.54	63.25	72.30
09/20	98.30	77.75	85.15	68.60	90.00	70.93	104.98	67.03	96.53	63.70	70.25
09/27	99.73	79.20	87.85	71.30	90.05	72.35	104.23	67.48	97.08	66.80	73.30
10/04	102.50	81.00	90.35	72.40	91.45	74.20	107.23	72.15	101.43	69.40	77.40
10/11	103.30	82.10	90.05	73.10	92.80	75.50	109.18	73.00	102.40	69.60	77.55
10/18	101.70	81.65	88.25	71.60	94.90	75.70	108.58	72.20	101.75	68.90	74.85
10/25	100.50	80.80	87.75	72.00	94.25	74.60	107.00	70.00	102.00	68.00	72.85
11/01	99.55	78.85	83.44	69.00	88.35	72.70	103.17	69.67	97.25	68.50	71.30
11/08	96.55	77.30	83.85	69.00	88.25	72.30	101.90	69.40	97.60	67.75	72.68
11/15	95.60	76.75	82.75	69.00	88.75	71.65	100.15	67.30	94.75	64.80	71.20
11/22	93.75	75.70	84.75	69.50	86.58	70.55	100.05	66.70	91.40	63.70	70.56
11/29	91.38	75.50	84.44	69.50	87.09	70.88	96.63	66.13	93.16	65.25	70.38
12/06	90.75	75.00	83.23	69.40	86.08	71.35	97.05	65.90	93.88	64.25	71.03
12/13	90.33	74.60	82.25	69.19	84.98	71.90	101.38	66.50	91.78	63.50	70.58
12/20	90.80	75.05	81.50	70.00	85.53	72.15	96.05	66.70	89.50		72.58
12/27	90.91	75.00	81.50	70.00	86.50	72.00	98.75	67.00	90.81	63.50	72.44
	<b>87.62</b>	<b>69.78</b>	<b>73.67</b>	<b>59.69</b>	<b>79.74</b>	<b>63.90</b>	<b>92.17</b>	<b>60.56</b>	<b>82.20</b>	<b>55.41</b>	<b>63.72</b>

All averages reflect simple averages. (Cwt = per hundredweight conventional; Piece = per piece cured & fleshed)

1996

NATIONAL CARLOT MEAT TRADE  
REVIEW

Pork Statistical Data



Livestock and Seed Program  
Livestock and Grain Market News Service  
Des Moines, Iowa

1996

NATIONAL CARLOT MEAT TRADE  
REVIEW

Pork Cuts & Trim



Livestock and Seed Program  
Livestock and Grain Market News Service  
Des Moines, Iowa



# Pork Market Statistics

## Pork Cutouts and Retail Pork Cuts

1996	Pork Cutouts				Fresh Retail Pork Cuts											
Week Ending	U.S. No 1	U.S. No 2	U.S. No 3	U.S. No 4	Cmtdy	14-18# Regular Loins			Picnic Smkr RS			4-8# Boston Butts			SprRib 3.5#dn	
						Lds	1/4"	Lds	1/8"	Lds	Price	Lds	Cmtdy	1/4"	Lds	Price
01/05	60.26	58.57	56.87	55.18	105.74	20.5	124.28	4.5	135.67	1.0	48.00	22.0	53.70	71.66	1.0	104.00
01/12	60.57	58.92	57.26	55.61	110.82	20.5	131.07	8.0	134.88	7.0	48.00	18.0	47.36	65.31	1.5	104.33
01/19	61.08	59.40	57.72	56.03	108.64	33.5	128.90	13.5	132.15	4.0	45.75	15.0	48.27	66.37	1.0	105.00
01/26	62.30	60.60	58.91	57.21	109.00	25.5	127.22	20.0	136.20	9.0	43.06	20.0	47.58	66.05	3.5	105.00
02/02	64.55	62.74	60.92	59.11	115.38	15.0	135.47	7.5	140.00	3.0	45.33	15.5	50.56	68.95	1.5	107.00
02/09	64.76	62.92	61.07	59.23	115.29	20.5	136.76	17.0	137.82	3.0	45.33	14.5	50.52	69.00	5.5	108.45
02/16	66.65	64.75	62.84	60.94	119.86	22.0	140.20	7.0	141.43	1.0	48.00	22.5	59.16	77.74	1.5	112.33
02/23	67.15	65.19	63.22	61.26	118.14	27.5	137.96	9.5	142.95	1.0	47.00	20.5	67.41	85.59	2.0	114.00
03/01	66.65	64.71	62.78	60.84	112.97	24.5	133.37	19.5	136.87	2.0	47.00	27.0	62.69	80.72	1.0	116.00
03/08	67.45	65.55	63.64	61.74	114.50	20.5	135.85	16.5	137.24	4.0	46.25	18.0	56.50	74.89	5.5	117.36
03/15	69.93	67.97	66.00	64.03	122.37	26.0	141.58	4.0	146.25	4.0	46.00	7.5	58.73	77.00	1.5	121.00
03/22	69.50	67.54	65.58	63.63	122.34	22.0	141.18	13.0	148.92			8.0	57.38	75.75	5.5	124.45
03/29	69.56	67.66	65.76	63.86	120.67	17.5	139.51	13.0	146.77	2.0	46.00	11.0	56.86	75.50	1.5	129.00
04/05	67.91	66.10	64.30	62.49	116.67	28.0	135.57	22.0	141.95			15.0	57.87	76.30	4.5	131.78
04/12	69.23	67.35	65.46	63.59	122.35	32.5	141.63	6.0	148.27	3.0	47.33	26.5	63.00	81.53	5.0	134.00
04/19	69.54	67.65	65.76	63.87	119.55	28.0	137.18	9.5	150.89	1.0	46.00	27.0	66.89	85.50	7.0	133.43
04/26	70.73	68.89	67.05	65.21	118.29	32.5	137.68	18.0	144.08			21.5	69.72	88.12	5.0	132.00
05/03	71.50	69.72	67.94	66.16	113.07	32.5	132.03	18.5	139.27			26.5	68.04	86.75	4.5	135.56
05/10	74.87	73.01	71.14	69.28	117.25	28.5	139.89	19.5	137.36	3.0	49.00	23.0	71.67	90.11	2.0	137.00
05/17	79.04	77.00	74.96	72.92	132.49	16.5	153.82	8.0	153.88	1.0	52.00	16.0	83.44	102.06	2.0	144.00
05/24	85.24	82.88	80.51	78.14	152.98	13.0	169.35	8.0	184.50	2.0	55.00	14.0	102.11	120.32	1.0	143.00
05/31	83.09	80.80	78.50	76.21	144.44	24.0	163.65	2.0	178.50			14.0	96.68	115.39	7.5	131.33
06/07	77.98	75.93	73.88	71.83	120.37	29.0	139.47	9.0	146.94			34.0	83.18	101.78	8.0	120.50
06/14	76.90	74.90	72.90	70.90	116.65	17.0	134.53	8.5	144.76			15.0	84.83	103.13	6.5	128.69
06/21	74.03	72.11	70.19	68.27	112.53	40.5	132.20	13.0	137.85	1.0	58.00	16.0	82.91	101.19	2.0	144.25
06/28	74.71	72.81	70.89	68.98	110.06	17.5	127.03	7.5	139.93			21.0	78.12	96.65	1.5	147.00
07/05	76.67	74.77	72.86	70.96	116.33	13.5	135.70	12.0	141.54	2.0	60.00	28.0	69.16	87.82	4.0	134.38
07/12	79.34	77.39	75.44	73.49	126.86	20.5	146.59	12.0	152.33			30.5	65.26	83.75	4.5	129.00
07/19	82.88	80.92	78.96	77.00	132.44	22.0	151.73	9.5	159.79	1.0	60.00	25.5	75.35	93.80	10.0	120.25
07/26	82.61	80.61	78.60	76.60	124.85	25.5	144.75	12.0	149.75			29.0	82.90	101.12	9.5	114.68
08/02	83.69	81.72	79.74	77.76	122.64	23.0	143.13	22.0	147.23			18.5	84.32	102.68	5.0	115.00
08/09	85.47	83.52	81.56	79.60	126.02	17.5	145.89	11.5	151.87			14.0	85.64	104.25	5.5	120.00
08/16	83.28	81.27	79.25	77.24	123.00	19.0	144.00	8.5	145.35	1.0	62.00	20.5	87.71	106.41	1.5	133.33
08/23	80.98	78.98	76.98	74.97	117.00	13.5	137.70	22.5	142.09			12.0	87.75	106.42	6.5	129.46
08/30	78.06	76.12	74.18	72.23	109.13	37.0	131.93	19.5	127.77			21.5	79.88	98.84	7.5	120.00
09/06	75.61	73.64	71.66	69.69	106.25	23.5	128.40	38.0	130.82			15.5	72.74	91.29	5.5	111.18
09/13	76.07	74.08	72.08	70.10	114.32	29.0	133.22	25.0	140.40			27.0	63.48	82.26	6.0	100.58
09/20	75.53	73.63	71.72	69.82	108.96	20.0	131.85	32.0	131.22	1.0	62.00	20.0	62.15	80.60	0.5	104.00
09/27	78.84	76.82	74.79	72.76	117.60	14.0	137.04	12.5	142.08	1.0	64.00	15.5	71.68	90.03	0.5	107.00
10/04	80.10	78.00	75.89	73.79	115.75	23.0	137.67	36.0	138.96	1.0	60.00	22.5	75.36	93.80	1.0	107.00
10/11	80.62	78.36	76.10	73.84	126.54	12.0	145.29	15.0	153.00			19.5	79.74	98.03	1.5	110.33
10/18	77.74	75.50	73.27	71.03	120.49	24.0	140.15	28.0	145.32	2.0	64.00	34.5	73.45	92.04	0.5	111.00
10/25	73.89	71.82	69.75	67.67	108.16	32.0	129.81	23.0	129.87	2.0	64.00	38.0	64.03	82.72	1.5	112.00
11/01	73.53	71.47	69.40	67.35	104.41	38.5	124.84	22.5	128.02			31.5	64.13	82.70	2.5	112.00
11/08	74.57	72.43	70.28	68.14	106.53	21.5	126.57	34.5	130.74	2.0	64.00	22.0	73.30	91.75	4.0	113.50
11/15	77.45	75.20	72.95	70.71	111.77	8.5	132.59	22.0	136.50			17.0	73.35	91.82	5.0	112.30
11/22	80.27	77.93	75.58	73.23	119.90	8.5	140.35	12.5	144.00	4.0	66.13	17.0	69.82	88.65	0.5	113.00
11/29	80.16	77.87	75.56	73.27	122.24	13.0	143.42	23.0	146.17	1.0	68.00	11.0	70.00	88.05	1.0	114.00
12/06	80.20	77.95	75.70	73.46	120.48	24.5	139.69	23.0	145.21	2.0	71.75	39.0	69.87	88.60	1.0	116.00
12/13	75.73	73.70	71.66	69.63	112.08	26.5	130.11	39.0	137.53			25.5	72.78	91.14	5.5	116.09
12/20	75.20	73.18	71.15	69.12	118.00	17.0	134.94	24.5	144.27			19.5	81.69	100.05	4.0	116.50
12/27	75.21	73.23	71.25	69.27	126.98	14.5	146.69	10.5	153.05	1.0	66.00	10.0	87.05	105.45	3.0	117.00
	<b>74.40</b>	<b>72.42</b>	<b>70.43</b>	<b>68.45</b>	<b>116.79</b>	<b>1,176.6</b>	<b>137.20</b>	<b>853.0</b>	<b>140.70</b>	<b>73.0</b>	<b>51.86</b>	<b>1,073.6</b>	<b>70.36</b>	<b>88.83</b>	<b>186.5</b>	<b>121.26</b>

All retail cut averages reflect true weighted averages.

## Pork Market Statistics Processing Pork Cuts

1996														
Processing Pork Cuts														
Week Ending	17-20# Sel Ham		20-26# Sel Ham		12-14# Belly		14-16# Belly		16-18# Belly		18-20# Belly		20-25# Belly	
	Lds	Price	Lds	Price	Lds	Price	Lds	Price	Lds	Price	Lds	Price	Lds	Price
01/05	29.0	49.21	44.5	48.46	11.5	45.80	30.5	45.99	13.5	45.67	8.0	44.13	1.0	44.50
01/12	48.0	51.88	67.5	51.79	16.5	51.42	27.5	51.31	13.0	50.23	7.5	47.67		
01/19	30.5	52.62	57.0	50.08	11.0	50.41	15.5	50.61	13.0	49.77	5.5	44.55	1.0	42.00
01/26	43.0	54.58	63.5	51.44	15.0	56.00	26.0	56.08	10.5	52.10	3.0	45.67		
02/02	17.0	59.53	52.0	58.50	13.0	55.85	20.0	56.65			7.0	47.29	1.0	44.00
02/09	44.0	58.32	67.0	53.51	21.0	54.70	25.0	55.32	7.0	53.57	3.0	47.33		
02/16	57.0	60.79	52.0	56.01	18.0	58.25	19.0	59.24	5.0	57.20	6.0	50.50	2.5	45.50
02/23	36.0	59.86	52.0	56.21	15.0	54.85	22.5	55.54	9.0	54.44	4.5	52.67		
03/01	37.0	63.76	53.0	60.84	14.5	55.66	16.5	55.36	7.5	53.67	7.5	52.53		
03/08	31.0	64.40	49.5	59.76	14.5	62.10	15.5	62.10	2.5	60.60	1.0	57.00	1.0	48.00
03/15	30.5	64.88	65.5	60.40	4.5	65.00	12.5	64.36	3.0	63.67	3.0	62.00		
03/22	28.5	60.75	35.5	58.23	17.5	62.77	15.5	63.29	2.0	65.00	1.0	61.00		
03/29	30.5	58.15	50.0	57.52	21.0	67.62	15.5	67.97			4.5	62.67	0.5	52.00
04/05	44.5	53.87	62.5	53.22	9.5	69.45	10.0	69.03	1.0	68.00	2.5	65.60	0.5	52.00
04/12	22.0	56.05	32.5	55.94	17.0	67.94	20.0	68.00	4.0	68.00	5.0	65.80	3.0	53.50
04/19	22.0	57.32	55.0	55.55	26.5	67.03	34.5	67.41	5.0	68.60	4.0	65.25	1.0	56.50
04/26	16.5	60.85	36.5	59.37	19.5	74.26	25.0	74.66	3.0	71.33	7.0	67.14	0.5	59.00
05/03	24.0	62.13	46.5	59.44	21.5	78.28	19.5	79.00	4.0	77.00	2.0	74.50	1.0	65.00
05/10	21.0	64.29	32.5	65.63	25.0	80.86	17.5	83.11	3.0	82.33	1.5	77.00	1.0	69.00
05/17	25.5	64.92	39.5	65.85	23.0	79.85	16.0	80.88	8.0	78.50	2.0	76.50		
05/24	27.0	66.59	34.0	66.65	17.5	78.94	21.0	78.64	4.0	78.00	1.0	75.00		
05/31	35.0	65.77	46.5	65.47	31.5	76.38	19.5	77.13	1.0	78.00	3.0	72.33		
06/07	15.0	69.80	26.0	70.31	20.5	75.56	18.5	76.46	8.0	75.75	2.0	73.00	0.5	67.00
06/14	26.0	71.50	37.0	73.59	29.5	74.09	24.5	75.36	5.0	74.90	4.0	72.50		
06/21	35.0	69.24	40.0	68.55	25.0	68.20	9.0	70.89	2.5	71.20	3.5	69.29		
06/28	6.0	74.50	27.0	74.28	18.5	70.46	24.5	72.37	7.5	72.47	5.5	70.09		
07/05	26.5	74.75	34.0	73.62	15.5	77.94	18.5	79.08	1.0	78.00	3.0	71.67		
07/12	20.0	74.70	25.0	74.76	15.5	84.58	12.0	85.79	3.0	85.33	2.0	79.50	1.0	72.50
07/19	24.0	75.52	40.0	75.78	10.5	98.29	7.5	98.67	3.0	95.33	2.0	87.00	0.5	76.00
07/26	23.0	78.49	35.0	79.21	13.0	90.92	18.5	91.41	10.0	91.90	3.0	89.00		
08/02	21.5	81.02	41.5	82.08	14.5	93.69	12.5	95.72	4.0	93.50			0.5	80.00
08/09	7.5	81.80	38.0	80.18	9.0	103.94	14.0	104.39	6.0	102.67	1.0	95.00		
08/16	34.0	82.03	62.0	81.24	36.0	86.92	24.0	88.98	9.0	88.67	3.0	88.33		
08/23	22.0	83.00	42.0	80.46	28.0	81.27	32.5	83.66	5.0	83.20	1.5	81.00	1.0	78.50
08/30	22.0	83.91	60.0	81.90	8.0	73.81	17.5	80.11	3.0	77.33	3.0	75.33	1.0	72.00
09/06	25.5	84.57	38.5	81.52	16.0	63.39	23.5	65.07	7.0	65.14	3.5	67.86	0.5	65.00
09/13	30.5	84.97	60.5	82.83	27.5	62.35	23.5	64.00	12.0	62.46	3.0	62.17		
09/20	29.0	84.10	74.0	80.48	26.5	69.13	24.0	67.21	12.5	65.12	4.0	64.25	0.5	63.00
09/27	29.0	87.59	69.0	84.57	36.5	74.15	29.5	77.86	7.0	72.86	1.0	70.00		
10/04	30.0	87.90	73.5	84.64	28.0	74.55	26.0	75.81	9.5	75.84	3.0	69.33	0.5	68.00
10/11	30.0	87.40	78.0	83.51	43.5	64.91	57.5	67.41	10.0	65.90	6.5	62.69	0.5	63.00
10/18	21.0	84.33	114.0	74.64	36.0	57.26	24.5	59.79	12.0	58.58	1.5	58.00	1.0	58.00
10/25	51.0	85.83	116.0	75.11	26.0	56.71	32.5	57.74	17.0	57.71	6.5	52.00	1.0	50.00
11/01	37.0	87.22	91.0	72.19	35.0	58.62	22.5	60.76	21.5	59.79	7.0	53.00	3.0	51.00
11/08	48.0	85.73	112.0	71.70	18.0	59.72	44.5	61.84	15.0	60.33	10.5	53.14	3.5	51.14
11/15	34.0	90.69	136.0	72.03	25.0	63.80	19.0	65.95	6.0	65.83	8.0	55.38	3.0	53.33
11/22	23.0	96.13	94.0	76.10	11.0	67.50	31.5	70.00	7.0	68.43	11.5	55.74	4.5	54.00
11/29	32.0	92.28	74.5	73.86	18.0	68.28	29.0	70.50	9.0	68.78	9.5	54.63	1.0	56.00
12/06	32.5	88.55	163.0	69.21	21.5	70.56	38.5	73.19	22.0	69.93	12.5	59.52	2.0	57.00
12/13	19.0	78.16	117.0	68.29	23.5	70.32	31.5	71.78	19.0	70.79	15.5	58.61	5.0	56.00
12/20	37.0	65.97	82.0	63.75	18.0	68.94	27.0	71.17	18.0	69.28	11.5	57.76	6.5	53.00
12/27	27.0	60.00	73.0	58.76	15.5	69.03	13.5	72.30	23.0	69.00	5.0	58.00	2.0	53.00
	<b>1,517.5</b>	<b>71.32</b>	<b>3,168.0</b>	<b>68.65</b>	<b>1,053.0</b>	<b>69.38</b>	<b>1,176.0</b>	<b>69.38</b>	<b>413.5</b>	<b>66.82</b>	<b>243.0</b>	<b>59.82</b>	<b>53.0</b>	<b>55.33</b>

All averages reflect true weighted averages.

# Pork Market Statistics

## Pork Trimmings and Processing Pork

1996	Fresh & Frozen Pork Trimmings															
Week Ending	Fresh 42%		Frozen 42%		Fresh 72%		Frozen 72%		Fresh Bnls		Picnics Frzn Bnls		Picnics		Fresh Jowls	
	Lds	Price	Lds	Price	Lds	Price	Lds	Price	Lds	Price	Lds	Price	Lds	Price	Lds	Price
01/05	35.5	22.01			72.0	43.95	1.0	50.00	15.0	52.80					1.5	21.00
01/12	20.5	24.49	4.0	30.25	59.0	41.64	9.0	46.89	15.0	51.80					4.0	21.00
01/19	30.0	24.47	4.0	30.00	57.0	36.17	23.5	42.54	26.0	48.50	14.0	56.64			7.0	21.43
01/26	28.5	24.38	4.0	30.25	62.0	38.10	1.5	44.00	15.0	48.73	2.0	58.00			2.0	22.00
02/02	26.0	26.88			57.0	41.29	7.0	45.93	11.0	50.18					6.0	25.25
02/09	16.5	29.12			60.0	41.53	5.0	45.00	7.0	51.57					5.0	26.40
02/16	23.0	27.70	1.0	32.00	61.5	36.56	39.0	42.26	10.0	46.40	5.0	55.80			2.0	25.50
02/23	27.0	26.37	2.0	32.00	61.5	42.06	1.0	45.00	8.0	47.94					3.5	25.71
03/01	26.5	25.22			64.5	42.40	4.0	46.75	4.0	48.00	1.0	57.00			2.0	25.00
03/08	25.5	25.29	3.0	30.33	61.0	37.34	20.0	42.30	6.0	48.33					6.5	24.38
03/15	7.0	35.93	1.0	39.00	32.5	51.71			11.5	55.52	1.0	63.00			1.0	35.00
03/22	21.5	31.95			59.5	43.45	2.0	50.00	11.0	55.09					5.0	30.70
03/29	27.0	36.15			68.0	40.54	6.0	45.67	12.0	50.33					3.0	31.00
04/05	19.0	30.84			40.0	41.99	10.0	45.50	18.5	50.46					2.0	29.00
04/12	29.0	30.76			63.5	44.70	12.0	49.00	15.0	51.47					1.0	28.00
04/19	26.5	31.38	4.0	37.75	70.5	46.09	13.0	50.15	14.0	52.14					2.0	30.50
04/26	17.0	36.29	1.0	41.00	47.0	52.40	9.0	55.39	22.0	55.86					4.5	33.33
05/03	17.5	37.91	1.0	41.00	37.0	55.51	2.0	58.50	25.0	57.68					2.0	35.00
05/10	19.0	49.26			50.0	62.06	4.0	62.75	17.0	64.29					4.0	45.75
05/17	15.0	57.60	1.0	50.00	44.5	62.84	4.0	61.50	28.0	64.13	3.0	66.00			5.0	56.80
05/24	25.0	47.92			60.0	63.25	12.0	66.50	23.5	65.45	1.0	68.00			3.0	48.00
05/31	15.0	41.33	4.0	48.25	43.0	63.24	2.0	69.00	27.0	64.91					3.5	40.43
06/07	24.0	41.54	4.0	47.00	31.5	67.76	5.0	71.40	19.0	70.16	1.0	73.00			3.0	39.67
06/14	24.0	47.71	2.0	46.50	57.5	68.43	3.0	72.67	16.0	71.94					5.0	42.20
06/21	37.0	43.91			53.0	62.01	41.0	65.80	26.0	62.77	1.0	68.00			2.0	41.50
06/28	22.5	44.64	5.0	49.20	46.0	62.23	15.0	68.60	26.0	63.35	1.0	69.00			3.0	42.00
07/05	5.0	46.60	3.0	52.33	29.0	68.19	1.0	73.00	13.5	71.70	3.0	74.33				
07/12	20.0	43.38	5.0	50.90	64.5	70.10	7.0	74.00	30.0	71.70	2.0	75.00			4.0	42.50
07/19	31.0	41.37	6.0	48.00	60.5	64.05	2.0	72.00	17.0	65.76	6.0	73.50			2.5	40.00
07/26	16.0	41.52	1.0	49.00	57.0	64.28	13.0	70.69	29.0	65.93	1.0	76.00			2.5	42.40
08/02	14.0	50.64	1.0	55.00	21.0	74.02			14.0	75.50					1.0	48.00
08/09	21.5	54.19	1.0	55.00	52.0	76.82	1.0	82.00	27.5	77.85	2.0	81.50			1.0	48.00
08/16	31.0	49.39			72.0	70.26	17.0	75.41	15.0	72.33	4.0	78.00			2.5	45.00
08/23	26.5	43.37	2.0	49.00	60.0	68.20	2.0	76.00	12.0	69.50	1.0	77.00			5.5	42.18
08/30	21.5	39.94	3.0	46.33	51.5	64.38	9.0	72.44	14.0	66.71	4.0	74.00			1.0	37.00
09/06	18.0	40.28	1.0	44.50	44.5	67.22	8.0	74.94	8.0	71.38	1.0	75.00			1.5	37.00
09/13	35.0	41.97	2.0	46.00	72.0	74.44	9.0	79.00	4.0	75.63					6.5	37.92
09/20	25.0	45.96	3.0	51.00	70.5	66.55	22.0	73.32	13.0	70.77	11.0	75.82			1.0	40.00
09/27	28.0	43.32	9.0	50.78	57.5	65.84	30.0	74.73	8.0	71.38	8.0	79.00				
10/04	24.0	43.00	2.0	50.00	53.0	65.49	9.0	73.44	5.0	71.00	1.0	82.00			1.5	40.00
10/11	16.0	45.75	1.0	52.00	53.0	72.27	4.0	78.00	8.0	76.13					1.5	44.00
10/18	16.0	49.81	1.0	55.00	50.5	69.74	5.0	74.80	4.5	72.00	10.0	77.00			4.0	44.00
10/25	10.5	52.29	2.0	58.00	49.0	65.67	18.0	71.08	7.0	71.14	1.0	77.00			3.5	47.57
11/01	17.5	48.54	8.5	53.41	69.0	65.59	5.0	73.00	4.0	71.00	1.0	77.00			2.0	47.00
11/08	32.5	41.75	10.0	48.90	76.0	65.02	15.0	71.87	6.0	70.67					3.0	42.00
11/15	27.5	40.45	7.0	48.00	59.0	64.99	22.0	72.05	8.0	69.88	3.0	77.00			1.0	40.00
11/22	20.0	39.35			56.0	64.64	3.0	70.00	3.0	72.00					3.0	37.67
11/29	31.0	35.81			39.0	61.68	5.0	69.40	4.0	67.75					3.0	36.00
12/06	21.5	39.77	9.5	45.74	57.5	68.85	1.0	72.00	10.0	70.85					3.0	39.00
12/13	23.5	43.11	3.5	46.00	67.5	64.66	13.0	69.92	9.0	71.33					3.0	41.00
12/20	28.5	37.70	20.0	43.95	62.0	59.16	42.5	67.32	2.0	69.00	6.0	77.00			2.0	36.00
12/27	21.0	35.76	11.0	40.91	28.0	61.54			4.0	68.00						
	<b>1,187.0</b>	<b>38.32</b>	<b>153.5</b>	<b>45.34</b>	<b>2,850.5</b>	<b>57.76</b>	<b>514.5</b>	<b>62.72</b>	<b>708.0</b>	<b>62.95</b>	<b>95.0</b>	<b>71.18</b>	<b>148.0</b>	<b>36.08</b>		

All averages reflect true weighted averages.

1996

NATIONAL CARLOT MEAT TRADE  
REVIEW

Pork By-Products



Livestock and Seed Program  
Livestock and Grain Market News Service  
Des Moines, Iowa

## Pork Market Statistics Pork Variety Meats

1996																	
Pork Variety Meats - FOB Central U.S.																	
Week Ending	Neck Bones		Feet		Feet, Export		Tails		Cheek Meat		Sq-Cut Ears		Prtl Snouts		Hearts, Dom.		
	Lds	Price	Lds	Price	Lds	Price	Lds	Price	Lds	Price	Lds	Price	Lds	Price	Lds	Price	
01/05	0.5	11.00	11.0	17.34	3.0	18.50			1.0	58.00					1.0	24.00	
01/12	0.5	10.00	6.5	17.92			2.0	37.00	5.0	50.00	1.0	107.00	1.0	21.00	1.0	24.00	
01/19	2.0	10.25	5.0	17.80					2.0	50.00	1.0	115.00	6.0	22.50	5.0	23.40	
01/26	1.0	10.00	4.0	18.00			0.5	39.00	4.0	50.00			1.0	21.00	6.0	23.00	
02/02	1.0	11.00	0.5	18.00					3.0	50.67							
02/09	1.5	11.00	1.0	18.00					4.0	48.88	1.0	105.00	2.0	19.50	2.0	23.00	
02/16	1.0	11.00	7.5	16.80	3.5	16.00			8.0	47.13	3.0	105.00	1.5	24.33	2.0	23.00	
02/23	2.0	10.75	1.5	17.33			2.0	39.00			1.0	105.00	2.0	28.00	5.5	25.00	
03/01	1.0	10.00	6.0	16.00	12.5	16.10	2.0	40.00	13.0	48.15	1.0	110.00	0.5	27.00	2.0	26.50	
03/08	2.0	10.25	1.0	18.00					7.0	47.57			2.0	29.50	2.0	27.00	
03/15	1.0	16.00	4.5	17.17					4.0	53.00			2.0	31.50			
03/22	3.0	10.17	2.5	17.80	5.0	17.50	1.5	40.00	5.0	53.80	1.0	105.00	3.5	31.57	1.0	27.00	
03/29			3.5	16.93			1.0	41.00					0.5	32.00			
04/05	2.5	10.00	0.5	18.00					1.0	53.50	2.0	113.63	2.0	31.50	2.0	28.00	
04/12	3.5	10.93	14.0	17.68	2.5	18.00			12.0	52.67			3.0	31.83	1.0	29.00	
04/19	3.0	10.50	1.5	17.33	1.0	19.50	1.0	42.00	11.0	53.55	2.0	120.00	1.0	32.00	1.0	29.00	
04/26	5.0	10.00	7.0	16.75	3.0	17.25	1.0	40.00	5.0	55.60	1.0	125.00	1.0	31.00	2.0	32.75	
05/03	1.0	11.00	1.0	17.50	15.0	17.00			7.0	56.29	1.0	130.00	3.0	33.33	2.5	35.00	
05/10	2.0	10.75	6.0	17.67					7.0	59.71			1.0	34.50	1.0	34.00	
05/17	2.0	10.75	8.0	18.88	3.0	19.00			1.0	61.00			4.0	32.38			
05/24	1.5	11.00							3.0	63.33			5.0	33.60	4.0	33.88	
05/31	2.5	11.00	2.5	18.20			3.0	40.67	4.0	66.00	2.0	140.00	2.0	35.50			
06/07			2.0	18.25					2.0	68.50	1.0	145.00	1.0	36.00	3.0	33.50	
06/14	7.0	10.79	4.0	18.13					8.0	75.81			5.5	33.45	1.0	33.00	
06/21	2.5	11.80	0.5	20.00	3.0	19.00							5.0	31.50			
06/28	4.0	11.00	10.0	16.10	1.0	20.00			2.0	78.00	3.0	153.67	5.0	33.20	4.0	33.00	
07/05	2.5	11.00							1.0	80.00			5.0	34.20	0.5	33.50	
07/12	4.0	12.25	2.5	17.40	2.5	17.00			3.0	80.00	2.0	148.50	6.0	34.63	1.0	33.00	
07/19	6.0	14.00	6.0	17.33	5.0	17.00			2.0	81.50	1.0	152.00	1.0	38.00	2.0	34.00	
07/26	5.5	15.36	1.0	19.00			1.0	46.00	1.0	82.00			1.0	33.00	1.0	35.00	
08/02	4.0	17.00	1.0	20.00					9.5	84.05	2.0	143.25	2.0	35.25	3.0	36.67	
08/09	3.0	19.67	2.0	19.25	2.5	19.00	1.0	51.00	4.0	85.75			5.0	35.10	1.0	37.00	
08/16	3.0	26.00	0.5	21.00					3.0	83.00	1.5	127.33	3.0	35.33			
08/23	7.0	24.79	3.0	21.00	2.5	21.00			6.5	82.85			4.0	33.00			
08/30	8.5	26.53	11.0	19.05	5.0	18.00			4.0	79.50	3.0	145.00	5.5	35.73	3.0	35.67	
09/06	5.0	24.00			2.5	16.00			4.0	82.00			2.0	34.50	3.0	36.17	
09/13	5.0	22.70	3.0	18.17	5.0	19.50			7.0	82.57			2.0	34.00	1.0	38.00	
09/20	7.0	15.00	6.0	20.08	4.5	19.11	1.0	52.00	6.0	83.00			3.0	35.00	3.0	38.33	
09/27	7.0	13.57	2.0	21.00	5.5	21.55			4.0	82.00			3.0	36.33	4.0	39.88	
10/04	4.0	16.25	3.0	19.33	2.5	20.00	1.0	51.00	11.0	79.73					3.0	39.83	
10/11	6.0	14.08			9.5	21.24	1.0	52.00	5.0	81.80	1.0	137.25	1.0	35.00	1.0	40.00	
10/18	4.0	13.75	2.0	21.50			1.0	52.00	6.0	78.67	1.0	130.00	1.0	37.00			
10/25	2.0	14.00	2.5	23.00	5.0	22.00	1.0	52.00	7.0	78.57			1.0	37.00	0.5	39.00	
11/01	7.0	14.93			2.0	23.00			10.0	79.80					2.0	37.00	
11/08	4.0	16.00	1.0	24.00					5.0	77.80			1.0	37.00	1.0	34.00	
11/15	5.0	15.40	3.0	24.00					3.0	79.33			3.5	33.86	2.0	33.00	
11/22	2.0	16.50	4.5	24.33					1.0	81.00	1.0	105.00			1.0	31.00	
11/29	1.0	15.50	1.5	24.67					5.0	78.70			3.0	35.50	1.0	31.00	
12/06	8.5	14.74	5.0	25.70					5.0	79.50			0.5	36.50	5.0	28.65	
12/13	5.0	13.50	2.0	26.00					7.0	80.79	1.0	105.00			17.0	27.53	
12/20	5.0	13.00	3.0	25.75					3.0	79.00	1.0	105.00	1.0	38.00	1.5	29.00	
12/27																	
	<b>174.0</b>	<b>15.15</b>	<b>177.0</b>	<b>18.79</b>	<b>106.5</b>	<b>18.52</b>	<b>21.0</b>	<b>43.45</b>	<b>242.0</b>	<b>68.19</b>	<b>35.5</b>	<b>127.15</b>	<b>115.0</b>	<b>32.58</b>	<b>106.5</b>	<b>30.67</b>	

All averages reflect true weighted averages.

# Pork Market Statistics

## Pork Variety Meats

1996																	
Pork Variety Meats - FOB Central U.S.																	
Week Ending	Hearts, Export		Hocks		Salivaries		Sm Stomachs		Sm Stom Exp		Livers		Livers, Exp		Chitterlings		
	Lds	Price	Lds	Price	Lds	Price	Lds	Price	Lds	Price	Lds	Price	Lds	Price	Lds	Price	
01/05	4.0	24.00			2.0	19.50	1.0	51.00	1.0	30.00			1.0	17.00			
01/12	4.0	24.00	1.0	19.00	14.0	17.71					15.0	13.00					
01/19	1.0	25.00	1.0	19.00			2.0	53.25					1.0	18.50	2.5	54.00	
01/26	3.0	23.00			3.0	18.00	0.5	54.00			1.0	13.00					
02/02	1.0	24.00	1.0	20.00	4.0	17.50	2.0	52.00			1.0	17.00			2.0	51.50	
02/09	2.0	24.00			3.5	17.57	3.0	48.00							5.0	48.00	
02/16	3.0	23.00	2.0	18.25	9.0	17.39			1.0	22.00					13.5	45.96	
02/23	1.5	25.00			3.0	17.00	3.5	46.21							4.5	47.89	
03/01					10.0	17.70	1.0	44.50	7.0	20.00							
03/08			4.0	17.13											7.5	49.00	
03/15	7.0	27.00	1.0	18.00	2.0	17.00			1.0	24.00							
03/22			2.5	19.00	2.0	18.00					3.0	15.00	9.5	14.00	2.5	52.00	
03/29	1.0	29.00									0.5	15.00			4.0	53.00	
04/05			1.0	18.50	8.0	18.06	1.5	49.00					30.0	12.20			
04/12	2.5	30.50			2.0	17.13	1.0	52.00			1.0	13.50					
04/19					3.0	17.83			5.0	27.00							
04/26					8.0	18.00	1.5	53.67									
05/03									1.0	31.00					8.0	52.69	
05/10	6.0	35.17			6.5	19.38	0.5	52.00					20.0	16.00			
05/17							2.0	49.00	4.0	35.00					2.0	48.75	
05/24	0.5	37.00					1.0	48.00									
05/31			1.0	20.00			5.0	48.80									
06/07	4.0	30.00	2.0	24.75	1.0	21.00									3.5	49.64	
06/14	2.0	34.25	1.0	28.50	9.0	21.11	2.0	50.00							1.0	50.00	
06/21	1.0	33.00			1.0	21.00			1.0	39.00					5.0	50.00	
06/28	2.0	33.00			2.0	22.00									2.0	46.50	
07/05	1.0	33.00			4.0	22.38					1.0	14.00			1.0	50.00	
07/12					4.0	23.00	0.5	50.00									
07/19	1.0	33.00	2.0	30.00	3.0	22.00					3.0	13.00			2.5	55.00	
07/26					3.0	22.67	1.5	49.67							1.0	53.00	
08/02					1.0	22.00									10.0	53.75	
08/09	1.0	37.00			6.0	22.00	2.0	52.50			10.0	19.00			7.5	53.67	
08/16	0.5	36.00			3.0	21.50	1.0	53.00									
08/23					2.0	22.50	1.0	52.50			2.0	19.00			2.5	58.00	
08/30							1.5	53.00			1.0	16.00					
09/06					2.0	22.50									2.5	58.00	
09/13			0.5	36.00	1.0	23.00	1.0	54.00	4.0	45.00					2.5	60.00	
09/20					8.0	22.69	1.0	54.50	2.0	45.50	1.0	16.00					
09/27			1.0	40.00	4.0	22.50	1.0	55.00					14.5	18.59	3.5	61.29	
10/04					2.0	22.75	1.0	55.00			6.0	20.00			4.5	60.00	
10/11			1.0	49.00	2.0	23.00									6.0	62.25	
10/18					4.0	22.88	3.0	56.17			1.0	14.00			4.5	64.44	
10/25			1.0	49.00	2.0	23.00	2.0	59.50	1.0	46.50					5.0	66.00	
11/01	1.0	36.00	2.0	52.25	5.0	22.60	3.0	59.67							1.0	60.00	
11/08					2.0	24.00	1.0	62.00	1.0	68.00			1.0	14.00			
11/15					3.0	23.83	1.0	60.50					2.0	21.00	7.5	66.00	
11/22	3.0	32.00	2.0	51.50	2.0	24.00	1.0	62.00							5.0	62.50	
11/29	4.0	29.00	2.0	47.00	3.5	24.71	2.0	64.00	2.0	56.00					5.0	66.50	
12/06	1.0	27.00			1.0	25.00	3.0	65.00	6.0	54.17	1.0	17.00			3.5	66.14	
12/13	1.5	27.50	1.0	49.00	1.5	25.00	1.5	65.83	1.0	65.00					2.5	62.00	
12/20	2.0	29.25	4.0	36.50	6.0	24.83	4.0	65.56									
12/27			2.0	39.00	2.0	25.00											
	<b>61.5</b>	<b>28.80</b>	<b>36.0</b>	<b>31.54</b>	<b>170.0</b>	<b>20.48</b>	<b>60.5</b>	<b>54.61</b>	<b>38.0</b>	<b>38.12</b>	<b>47.5</b>	<b>15.89</b>	<b>79.0</b>	<b>14.94</b>	<b>140.5</b>	<b>55.48</b>	

All averages reflect true weighted averages.

1996

NATIONAL CARLOT MEAT TRADE  
REVIEW

Lamb Statistical Data



Livestock and Seed Program  
Livestock and Grain Market News Service  
Des Moines, Iowa

## Lamb Market Statistics Lamb Carcasses & Distributive Cuts

1996	Lamb Carcasses			Cutouts		Distributive Lamb Cuts								
Week Ending	CAF East Coast Basis			CH & PR 1-4		55/dn#	Hind	Legs	Drop	Trmd	Racks		Chucks	Fore
	55/dn#	55-65#	65-75#	65/dn#	65/up#	Carc.	Saddle	Double	Loins	Loins	7/dn	7/up		Shanks
01/05	165.25	156.25	156.25	186.48	183.93	187.50	217.50	202.50	242.50	310.00	440.00	445.00	92.50	210.00
01/12	165.25	156.25	156.25	186.48	183.93	187.50	217.50	202.50	242.50	310.00	440.00	445.00	92.50	210.00
01/19	165.25	156.25	156.25	176.98	173.58	187.50	207.50	177.50	237.00	315.00	422.00	422.00	95.00	210.00
01/26	165.25	156.25	156.25	174.03	168.98	180.00	205.00	170.00	237.00	290.00	412.00	405.00	95.00	210.00
02/02	167.25	161.25	161.25	177.93	172.83	184.50	207.50	177.50	245.00	310.00	430.00	430.00	97.50	210.00
02/09	171.25	166.25	166.25	185.13	182.58	186.50	211.00	192.50	237.50	325.00	442.50	442.50	105.00	215.00
02/16	176.25	171.25	171.25	196.15	194.45	192.00	220.00	217.50	230.00	310.00	442.50	442.50	115.00	217.50
02/23	176.25	171.25	171.25	202.65	200.95	195.00	232.50	230.00	242.50	327.50	432.50	432.50	124.50	217.50
03/01	176.25	176.25	176.25	204.03	204.03	196.00	237.50	240.00	225.00	322.50	415.00	415.00	120.00	230.00
03/08	176.25	176.25	176.25	201.18	201.18	199.50	240.00	235.00	242.50	332.50	412.50	412.50	117.50	230.00
03/15	176.25	176.25	176.25	198.93	198.93	196.50	242.50	227.50	235.00	325.00	397.50	402.50	107.50	230.00
03/22	176.25	176.25	176.25	198.78	198.78	197.50	250.00	245.00	267.50	370.00	390.00	395.00	99.50	230.00
03/29	176.25	176.25	176.25	195.93	195.93	197.00	252.50	252.50	257.50	357.50	375.00	375.00	87.50	222.50
04/05	176.25	176.25	176.25	200.90	200.90	197.00	257.50	267.50	250.00	362.00	374.50	374.50	87.50	220.00
04/12	176.25	176.25	176.25	201.90	199.35	198.00	252.50	250.00	259.50	362.00	392.50	392.50	91.50	222.50
04/19	176.25	176.25	176.25	194.98	191.58	197.50	245.00	220.00	280.00	372.50	402.50	402.50	100.00	222.50
04/26	176.25	176.25	176.25	193.63	189.38	197.50	237.50	197.50	300.00	400.00	417.50	417.50	112.50	237.50
05/03	176.33	176.33	176.33	193.05	188.80	195.00	227.50	187.50	292.50	405.00	437.50	437.50	114.00	235.00
05/10	179.25	179.25	179.25	194.13	191.00	195.50	220.00	172.50	297.50	400.00	457.50	462.50	115.00	227.50
05/17	184.25	184.25	184.25	195.78	194.35	202.00	225.00	177.50	300.00	404.50	457.50	460.00	117.50	227.50
05/24	189.25	189.25	189.25	199.93	199.05	205.00	230.00	180.00	337.50	437.50	465.00	472.50	122.50	217.50
05/31	199.25	199.25	199.25	212.78	211.08	213.00	242.50	185.00	377.50	487.50	500.00	500.00	130.00	220.00
06/07	201.25	201.25	201.25	224.90	224.60	223.50	255.00	187.50	407.50	537.50	527.50	535.00	135.00	222.50
06/14	201.25	201.25	201.25	230.50	230.78	225.00	267.50	187.50	415.00	550.00	547.50	550.00	142.50	225.00
06/21	201.25	201.25	201.25	226.50	227.05	224.00	267.50	185.00	409.50	530.00	542.50	545.00	142.50	220.00
06/28	201.25	201.25	201.25	224.38	224.93	224.00	260.00	180.00	397.50	515.00	535.00	537.50	140.00	220.00
07/05	201.25	201.25	201.25	224.13	224.68	222.50	257.50	180.00	395.00	515.00	535.00	537.50	140.00	212.00
07/12	201.25	201.25	201.25	224.33	224.88	223.00	258.50	182.50	400.00	505.00	535.00	537.50	145.00	210.00
07/19	201.25	201.25	201.25	222.19	222.74	220.00	255.00	176.50	380.00	492.50	520.00	520.00	150.00	210.00
07/26	201.25	201.25	201.25	216.63	217.73	221.50	251.00	177.50	380.00	485.00	500.00	515.00	147.50	205.00
08/02	191.25	191.25	191.25	212.93	213.75	220.00	247.50	175.00	350.00	452.50	500.00	507.50	145.00	205.00
08/09	183.75	186.25	186.25	209.38	210.18	215.00	237.50	172.50	350.00	452.50	480.00	495.00	142.50	205.00
08/16	176.25	183.25	186.25	200.38	200.63	206.50	232.50	160.00	325.00	425.00	467.50	480.00	140.00	205.00
08/23	176.25	180.25	180.25	198.53	199.05	204.00	230.00	162.50	307.50	412.50	454.50	475.00	140.00	205.00
08/30	176.25	180.25	180.25	197.48	198.53	200.00	227.50	165.00	302.50	410.00	450.00	470.00	140.00	202.50
09/06	176.25	180.25	180.25	197.48	198.83	200.00	225.00	162.50	300.00	417.50	457.50	470.00	140.00	202.50
09/13	171.25	176.25	180.25	198.08	201.63	198.50	225.00	167.50	315.00	422.50	447.50	472.50	140.00	202.50
09/20	171.25	176.25	180.25	197.18	202.58	195.50	225.00	172.50	312.50	405.00	432.50	457.50	137.50	202.50
09/27	176.25	176.25	176.25	196.33	201.18	195.00	225.00	167.50	305.00	405.00	432.50	452.50	137.50	202.50
10/04	176.25	176.25	176.25	198.78	202.03	197.50	225.00	170.00	305.00	400.00	442.50	457.50	137.50	202.50
10/11	173.25	173.25	173.25	198.78	201.53	197.50	227.50	170.00	305.00	400.00	445.00	457.50	137.50	202.50
10/18	170.25	170.25	170.25	198.68	200.58	197.50	227.50	175.00	297.50	390.00	447.50	470.00	135.00	205.00
10/25	164.13	164.13	164.13	196.85	198.20	191.50	227.50	177.50	285.00	380.00	447.50	465.00	130.00	205.00
11/01	165.25	165.25	163.25	194.23	195.58	188.50	220.00	179.50	275.00	357.50	437.50	462.50	122.50	205.00
11/08	165.25	165.25	163.25	187.58	188.08	184.50	217.50	182.00	267.50	340.00	437.50	457.50	115.00	215.00
11/15	165.25	165.25	163.25	187.08	187.58	190.00	215.00	187.50	247.50	324.50	437.50	460.00	107.50	215.00
11/22	165.25	165.25	163.25	188.53	188.20	185.00	215.00	197.50	225.00	310.00	437.50	460.00	105.00	225.00
11/29	165.25	165.25	163.25	189.58	189.25	184.50	217.50	207.50	225.00	300.00	437.50	457.50	100.00	220.00
12/06	165.25	165.25	163.25	191.78	191.18	185.00	225.00	217.50	220.00	312.00	442.50	462.50	97.50	220.00
12/13	168.13	168.13	166.13	193.53	193.48	187.50	230.00	227.50	225.00	309.50	445.00	465.00	92.50	230.00
12/20	171.25	171.25	169.25	196.33	196.28	189.00	232.50	232.50	220.00	309.50	465.00	477.50	90.00	230.00
12/27	171.25	171.25	169.25	199.78	199.73	190.00	232.50	242.50	217.50	309.50	477.50	495.00	92.50	230.00
	<b>178.10</b>	<b>177.61</b>	<b>177.48</b>	<b>199.89</b>	<b>199.63</b>	<b>199.49</b>	<b>233.42</b>	<b>194.91</b>	<b>292.37</b>	<b>388.67</b>	<b>452.32</b>	<b>461.33</b>	<b>119.37</b>	<b>216.05</b>

All averages reflect simple averages.

\* FOB Omaha Basis



## Lamb Market Statistics

### Boxed Lamb Cuts - CAF East Coast Basis

1996														Boxed Lamb Cuts - Choice and Prime 1-4													
Week Ending	3-Way Carcass		8 Rib Rack		Cross Cut		Sq Chuck	Breast	Denver	Fore	Loins	Dbi Legs	Sngl Legs	Sngl Legs													
	55/dn#	55-65#	7#/dn	7#/up	Shoulder	n/o split	Sq-Cut	Ribs	Shanks	Trmd 4x4	Trot-on	Trot-off	Bnls														
01/05	181.00	175.25	319.00	442.50	98.00	117.00	40.00	149.00	192.00	317.50	207.50	219.50	323.00														
01/12			319.00	440.00	104.50	117.00	40.00	149.00	192.00	312.00	200.00	206.50	297.00														
01/19	181.00	171.00	364.00	427.00	102.50	119.50	40.00	159.50	192.00	330.00	187.00	201.50	297.50														
01/26			369.00	422.00	102.50	124.50	40.00		194.50	320.00	187.50	201.50	299.50														
02/02	182.00		379.00	424.50	104.50	117.00	40.00	149.00	192.00	340.00	200.00	215.00	309.50														
02/09	185.00	175.00	379.00	412.50	114.50	129.50	41.50	157.00	200.00	345.00	210.00	217.50	320.00														
02/16	191.50	180.00	379.00	429.50	124.50	137.00	41.50	164.50	207.00	342.50	222.50	237.00	342.00														
02/23	194.50	186.00	379.00	424.50	129.50	139.50	41.50	149.00	207.00	347.50	235.00	245.00	357.00														
03/01	196.00	190.00	399.00	429.50	127.00	144.50	41.50	149.00	220.00	360.00	242.50	250.00	374.50														
03/08	199.00		399.00	424.50	119.50	139.50	41.50	164.50	217.50	374.50	245.00	254.50	376.50														
03/15	199.00		399.00	405.00	119.50	134.00	40.50	167.00	217.00	367.00	247.50	254.50	375.00														
03/22			369.00	387.50	110.50	119.50	40.50	169.50	217.50	375.00	247.50	260.00	406.00														
03/29	199.00		369.00	402.50	107.00	122.50	39.00	169.50	220.00	380.00	250.00	260.00	391.00														
04/05	199.00		369.00	392.50	109.50	124.50	39.00	149.00	220.00	375.00	252.50	262.50	371.00														
04/12	199.00	189.00	369.00	380.00	109.00	122.00	39.00	149.00	217.50	382.50	250.00	255.00	371.00														
04/19	197.50		389.00	392.50	109.00	124.50	37.50	149.00	207.00	395.00	245.00	246.00	366.00														
04/26	197.50	193.00	399.00	412.00	117.00	129.50	37.50	149.00	207.00	392.50	202.50	215.00	324.50														
05/03	197.50	189.00	399.00	410.00	125.50	137.00	37.50	167.00	210.00	412.50	202.50	207.00	292.50														
05/10	200.50		399.00	407.00	129.50	129.50	37.50	149.00	200.00	405.00	180.00	187.50	255.00														
05/17	205.50	191.50	429.00	442.50	127.00	139.50	37.50	149.00	212.00	467.50	190.00	199.50	277.00														
05/24	210.50		449.00	462.50	137.50	144.50	47.50	187.00	217.00	469.50	190.00	202.00	282.00														
05/31	220.50	206.00	494.50	502.00	142.50	152.00	47.50	184.50	217.50	537.50	187.50	202.00	289.50														
06/07	225.50	214.50	479.00	549.50	149.00	162.50	45.00	182.00	217.50	565.00	192.50	199.50	302.50														
06/14	225.50	216.50	499.00	557.50	149.00	165.00	45.00	187.00	217.50	572.50	190.00	202.00	297.50														
06/21	225.50		499.00	552.00	147.50	164.50	45.00	187.00	220.00	562.50	192.50	202.00	302.00														
06/28	223.00	220.00	499.00	554.50	147.50	164.50	45.00	189.00	217.50	559.50	187.50	202.00	292.50														
07/05	226.00	215.00	499.00	552.00	150.00	164.50	45.00	187.00	212.00	539.50	190.00	199.50	284.50														
07/12	225.50	217.00	499.00	552.00	150.00	170.00	45.00	189.00	212.50	555.00	185.00	197.00	277.00														
07/19	220.00	218.50	499.00	552.00	150.00	170.00	45.00	182.00	210.00	545.00	185.00	197.00	277.00														
07/26			492.00	550.00	150.00	167.00	45.00	189.00	212.00	517.00	190.00	194.50	277.00														
08/02	214.00		449.50	515.00	150.00	164.50	45.00	189.00	212.00	517.00	187.50	194.50	277.00														
08/09	203.00		430.00	517.50	147.50	167.50	45.00	179.50	207.00	499.50	180.00	187.00	272.00														
08/16			414.00	499.50	145.00	157.50	45.00	189.00	197.00	477.00	177.00	187.00	266.00														
08/23	194.50		419.50	494.50	145.00	165.00	45.00	189.00	194.50	477.00	177.00	184.50	266.00														
08/30	200.50	205.00	437.00	494.50	145.00	160.00	45.00	189.00	194.50	449.50	169.50	177.00	275.50														
09/06	195.00	198.00	419.50	489.50	145.00	157.00	45.00	189.00	204.50	449.50	169.50	179.50	274.50														
09/13	198.50		427.00	482.00	145.00	162.50	45.00	187.00	205.00	439.50	172.00	182.00	272.00														
09/20			432.00	477.00	145.00	162.50	45.00	189.00	205.00	420.00	174.50	184.50	272.00														
09/27			419.50	484.50	145.00	160.00	44.00	189.00	202.50	417.00	177.00	182.00	267.00														
10/04	195.00		412.00	487.00	145.00	156.50	45.00	189.00	204.50	410.00	177.00	184.50	267.00														
10/11	195.00	195.00	412.00	479.50	145.00	152.50	50.00	89.00	209.50	404.50	177.00	187.50	285.50														
10/18	189.50	192.00	415.00	479.50	142.50	147.50	45.00	169.50	209.50	387.50	177.00	190.00	289.00														
10/25		190.00	424.50	447.00	137.50	152.00	45.00	189.00	212.00	359.50	182.50	190.00	297.50														
11/01			399.50	450.00	135.00	149.50	45.00	187.00	212.00	350.00	187.00	201.00	297.00														
11/08			417.00	472.50	132.50	142.00	48.00	185.00	212.00	347.50	192.00	204.00	297.00														
11/15	184.00		389.50	470.00	100.00	134.50	45.50	189.00	205.00	332.50	197.50	210.00	322.50														
11/22	185.50		349.00	474.50	100.00	139.00	45.00	189.00	217.00	314.50	199.50	215.00	322.50														
11/29	185.50		349.00	472.50	95.00	137.50	45.00	187.00	212.00	310.00	212.50	230.00	325.00														
12/06			349.00	457.50	97.50	122.50	45.00	187.00	219.50	320.00	214.50	227.00	340.00														
12/13			464.50	462.50	94.00	125.00	45.00	189.00	217.00	325.00	227.50	242.00	355.00														
12/20		184.50	449.00	479.50	92.50	114.50	45.00	189.00	212.50	322.50	234.50	244.50	365.00														
12/27			449.00	489.50	94.00	122.50	45.00	189.00	217.00	330.00	235.00	244.50	380.00														
	201.22	196.16	415.59	466.68	126.66	143.15	43.18	173.29	209.17	411.99	201.77	211.93	311.38														

All averages reflect simple averages.

1996

NATIONAL CARLOT MEAT TRADE  
REVIEW

Veal Statistical Data



Livestock and Seed Program  
Livestock and Grain Market News Service  
Des Moines, Iowa

## Veal Market Statistics Veal Carcasses & Distributive Veal Cuts

1996	Veal Carcasses *			Distributive Veal Cuts (Ch & Pr Special-Fed)									
Week Ending	Hd-On Nrthst	Hd-On N Cntrl	Hd-Off N Cntrl	Regular Foresdl	Kosher Foresdl	Hind Saddle	Loins Regular	Loins Trmd 4x4	Racks 8-Rib	Racks 7-Rib	Racks 6-Rib	Sq-Cut Chuck	Full Shoulder
01/05	160.44	162.79	182.33	150.00	170.00	267.50	267.50	475.00	340.00	375.00	430.00	95.00	147.50
01/12	161.38	165.94	186.00	150.00	170.00	267.50	267.50	475.00	340.00	375.00	430.00	95.00	147.50
01/19	159.84	157.75	176.71	150.00	167.50	267.50	267.50	462.50	345.00	370.00	425.00	95.00	147.50
01/26	159.22	167.46	174.08	147.50	167.50	257.50	257.50	447.50	340.00	357.50	420.00	97.50	142.50
02/02	159.94	162.38	181.92	147.50	167.50	255.00	255.00	425.00	320.00	342.50	380.00	92.50	140.00
02/09	159.44	162.13	181.63	150.00	162.50	255.00	255.00	425.00	315.00	342.50	380.00	96.00	140.00
02/16	159.19	163.88	183.58	150.00	162.50	257.50	257.50	432.50	327.50	355.00	380.00	100.00	140.00
02/23	161.38	166.19	186.13	147.50	162.50	260.00	260.00	427.50	330.00	355.00	405.00	102.50	145.00
03/01	163.50	167.94	188.13	147.50	165.00	255.00	250.00	432.50	327.50	352.50	405.00	105.00	147.50
03/08	165.00	167.50	194.88	145.00	166.50	255.00	252.50	445.00	330.00	355.00	397.50	112.50	145.00
03/15	166.00	175.00		145.00	166.50	255.00	252.50	450.00	330.00	355.00	397.50	112.50	145.00
03/22	168.75	172.33	192.75	150.00	170.00	255.00	252.50	450.00	330.00	352.50	402.50	112.50	147.50
03/29	170.00	172.50	196.00	152.50	175.00	255.00	252.50	432.50	335.00	360.00	405.00	112.50	147.50
04/05	171.50	172.50	196.00	152.50	175.00	255.00	252.50	432.50	335.00	360.00	405.00	112.50	147.50
04/12	170.25	172.50	194.50	152.50	175.00	255.00	252.50	432.50	335.00	360.00	405.00	112.50	147.50
04/19	169.50	173.13	196.50	150.00	167.50	257.50	252.50	425.00	330.00	355.00	395.00	110.00	145.00
04/26	168.63	172.50	189.00	150.00	167.50	257.50	252.50	430.00	327.50	352.50	395.00	107.50	145.00
05/03	164.50	168.33	183.75	150.00	167.50	255.00	250.00	412.50	327.50	357.50	395.00	106.50	145.00
05/10	163.75	170.00	184.50	150.00	167.50	255.00	250.00	412.50	337.50	362.50	397.50	106.50	145.00
05/17	163.38	169.38	181.25	150.00	167.50	255.00	250.00	412.50	330.00	360.00	395.00	109.00	145.00
05/24	161.88	167.50	181.50	150.00	167.50	255.00	250.00	432.50	330.00	360.00	395.00	109.00	145.00
05/31	160.33	167.50	180.00	150.00	167.50	257.50	252.50	432.50	330.00	360.00	395.00	109.00	145.00
06/07	160.50	166.50	180.00	150.00	167.50	255.00	252.50	432.50	330.00	362.50	397.50	107.50	142.50
06/14	160.75	166.50	183.50	150.00	167.50	255.00	252.50	445.00	330.00	362.50	397.50	107.50	142.50
06/21	160.75	166.50	180.50	150.00	167.50	255.00	252.50	445.00	330.00	362.50	400.00	107.50	142.50
06/28	161.50	165.00	185.25	145.00	167.50	255.00	252.50	442.50	332.50	370.00	415.00	109.00	142.50
07/05	162.63	166.00	188.50	147.50	167.50	257.50	260.00	445.00	335.00	362.50	412.50	112.50	145.00
07/12	164.33	165.75	188.50	147.50	167.50	260.00	257.50	452.50	335.00	362.50	412.50	107.50	145.00
07/19	166.33	168.00	190.00	147.50	167.50	260.00	257.50	467.50	337.50	365.00	412.50	110.00	145.00
07/26	169.25	167.50	192.50	147.50	167.50	260.00	257.50	467.50	337.50	365.00	412.50	110.00	145.00
08/02	170.50	167.50	193.00	147.50	167.50	260.00	270.00	467.50	337.50	365.00	412.50	105.00	145.00
08/09	173.50	171.00	192.50	147.50	165.00	265.00	272.50	482.50	347.50	380.00	422.50	110.00	145.00
08/16	173.00	172.25	192.50	150.00	165.00	267.50	267.50	477.50	347.50	380.00	427.50	112.50	145.00
08/23	173.00	173.50	192.50	150.00	165.00	270.00	272.50	485.00	362.50	390.00	437.50	107.50	145.00
08/30	174.67	172.25	199.00	150.00	167.50	270.00	275.00	485.00	365.00	390.00	437.50	110.00	147.50
09/06	175.33	172.25	200.50	152.50	170.00	270.00	275.00	485.00	365.00	397.50	437.50	112.50	147.50
09/13	177.33	177.50	202.50	152.50	172.50	270.00	275.00	492.50	370.00	402.50	455.00	115.00	152.50
09/20	179.63	179.00	204.00	160.00	172.50	272.50	285.00	507.50	387.50	410.00	455.00	115.00	155.00
09/27	180.00	180.00	204.50	162.50	172.50	272.50	285.00	507.50	387.50	410.00	455.00	120.00	155.00
10/04	179.50	179.00	205.00	162.50	172.50	275.00	285.00	507.50	387.50	412.50	455.00	120.00	155.00
10/11	176.25	178.00	200.50	157.50	172.50	272.50	285.00	500.00	385.00	415.00	460.00	120.00	155.00
10/18	172.50	174.00	194.00	157.50	172.50	272.50	277.50	500.00	385.00	415.00	460.00	120.00	155.00
10/25	172.88	174.00	190.25	152.50	167.50	267.50	262.50	475.00	370.00	397.50	447.50	112.50	150.00
11/01	170.00	168.50	189.00	152.50	167.50	265.00	262.50	475.00	370.00	395.00	442.50	110.00	150.00
11/08	167.50	168.00	184.50	147.50	160.00	262.50	252.50	455.00	355.00	387.50	437.50	102.50	145.00
11/15	164.17	166.00	183.17	150.00	160.00	257.50	257.50	452.50	350.00	380.00	435.00	102.50	145.00
11/22	158.50	164.50	181.00	150.00	160.00	250.00	250.00	445.00	350.00	380.00	435.00	100.00	137.50
11/29	157.25	164.00	175.00	147.50	160.00	250.00	250.00	437.50	357.50	382.50	435.00	100.00	137.50
12/06	154.50	162.00	173.50	145.00	157.50	250.00	250.00	412.50	360.00	387.50	440.00	98.50	140.00
12/13	152.50	158.13	172.50	145.00	157.50	250.00	250.00	412.50	360.00	387.50	440.00	98.50	140.00
12/20	151.00	153.25	166.50	145.00	157.50	250.00	250.00	412.50	360.00	387.50	440.00	97.00	140.00
12/27	150.50	155.75	173.00	145.00	157.50	250.00	240.00	412.50	367.50	400.00	447.50	97.00	140.00
	<b>165.73</b>	<b>168.45</b>	<b>187.62</b>	<b>150.05</b>	<b>166.84</b>	<b>259.86</b>	<b>259.66</b>	<b>451.68</b>	<b>345.91</b>	<b>373.85</b>	<b>419.42</b>	<b>107.09</b>	<b>145.58</b>

All averages reflect simple averages.

\* Special Fed, Hot Basis, Choice & Prime

## Veal Market Statistics

### Distributive & Boxed Veal Cuts (Ch & Pr Special-Fed)

1996	Distributive Veal Cuts							Boxed Veal Cuts - North Central Basis						
Week Ending	Legs Double	Legs TBS	Legs BHS	Top Rnd Trimmed	Breast	Bnls Trim	Stew Meat	Fore Quarter	Kosher Foresdle	Hind Quarter	Loins Trmd 4x4	Strips Bnls 0x0	Short Tender	Rack 7-Rib
01/05	267.50	570.00	425.00	747.50	65.00	60.00	212.50	170.00	175.00	302.50	480.00	1177.50	1025.00	362.50
01/12	267.50	570.00	425.00	747.50	65.00	60.00	212.50	170.00	175.00	302.50	480.00	1177.50	1005.00	362.50
01/19	267.50	557.50	420.00	705.00	65.00	57.50	212.50	170.00	175.00	297.50	472.50	1172.50	995.00	372.50
01/26	257.50	542.50	417.50	662.50	67.50	60.50	212.50	172.50	180.00	297.50	470.00	1122.50	977.50	362.50
02/02	255.00	550.00	415.00	650.00	65.00	60.50	205.00	172.50	180.00	297.50	460.00	1122.50	977.50	352.50
02/09	255.00	550.00	415.00	650.00	65.00	58.00	205.00	172.50	180.00	297.50	460.00	1122.50	977.50	352.50
02/16	257.50	550.00	417.50	650.00	69.00	56.00	205.00	177.50	182.50	295.00	462.50	1102.50	977.50	357.50
02/23	260.00	550.00	420.00	662.50	72.50	56.00	207.50	170.00	182.50	282.50	430.00	1057.50	975.00	345.00
03/01	255.00	550.00	422.50	675.00	71.50	54.00	207.50	172.50	182.50	282.50	432.50	1050.00	975.00	345.00
03/08	255.00	562.50	425.00	680.00	71.50	54.00	207.50	172.50	185.00	287.50	437.50	1052.50	950.00	357.50
03/15	255.00	562.50	425.00	680.00	71.50	54.00	207.50	172.50	185.00	287.50	437.50	1052.50	937.50	357.50
03/22	255.00	567.50	445.00	680.00	71.50	54.00	207.50	172.50	185.00	287.50	437.50	1064.50	937.50	357.50
03/29	255.00	567.50	445.00	675.00	71.50	54.00	207.50	172.50	185.00	290.00	435.00	1064.50	937.50	355.00
04/05	255.00	567.50	445.00	675.00	71.50	54.00	207.50	172.50	185.00	290.00	435.00	1064.50	937.50	355.00
04/12	255.00	567.50	445.00	675.00	71.50	54.00	207.50	172.50	185.00	290.00	432.50	1052.50	942.50	355.00
04/19	257.50	567.50	422.50	675.00	71.50	52.50	210.00	172.50	185.00	290.00	432.50	1050.00	942.50	355.00
04/26	257.50	565.00	422.50	675.00	71.50	52.50	210.00	172.50	180.00	290.00	430.00	1037.50	942.50	355.00
05/03	255.00	562.50	415.00	662.50	70.00	52.50	210.00	172.50	180.00	290.00	430.00	1037.50	942.50	352.50
05/10	255.00	562.50	415.00	662.50	70.00	52.50	210.00	170.00	180.00	285.00	422.50	1025.00	942.50	352.50
05/17	255.00	562.50	422.50	675.00	70.00	52.50	210.00	170.00	180.00	285.00	422.50	1025.00	942.50	352.50
05/24	255.00	562.50	432.50	675.00	70.00	52.50	210.00	170.00	180.00	285.00	422.50	1025.00	942.50	352.50
05/31	257.50	562.50	432.50	675.00	70.00	52.50	210.00	170.00	180.00	285.00	427.50	1035.00	962.50	352.50
06/07	257.50	562.50	432.50	675.00	70.00	52.50	202.50	170.00	180.00	285.00	427.50	1035.00	962.50	355.00
06/14	257.50	562.50	437.50	687.50	70.00	52.50	202.50	170.00	180.00	286.50	430.00	1035.00	962.50	357.50
06/21	257.50	562.50	437.50	712.50	70.00	52.50	202.50	170.00	180.00	289.00	430.00	1035.00	962.50	357.50
06/28	257.50	570.00	430.00	700.00	70.00	51.50	200.00	170.00	180.00	291.50	432.50	1025.00	962.50	357.50
07/05	260.00	570.00	432.50	700.00	66.50	51.50	200.00	172.50	180.00	292.50	435.00	1015.00	962.50	357.50
07/12	262.50	575.00	427.50	747.50	69.00	51.50	200.00	170.00	180.00	290.00	435.00	1062.50	962.50	357.50
07/19	262.50	575.00	427.50	747.50	69.00	53.00	200.00	170.00	180.00	292.50	440.00	1062.50	962.50	357.50
07/26	262.50	575.00	427.50	747.50	69.00	53.00	200.00	170.00	180.00	292.50	440.00	1062.50	962.50	357.50
08/02	262.50	577.50	405.00	760.00	69.00	53.00	200.00	170.00	180.00	290.00	445.00	1037.50	962.50	355.00
08/09	265.00	580.00	430.00	750.00	72.50	53.00	187.50	172.50	182.50	290.00	445.00	1037.50	962.50	355.00
08/16	267.50	580.00	422.50	750.00	72.50	53.00	187.50	172.50	182.50	290.00	450.00	1037.50	962.50	357.50
08/23	267.50	580.00	422.50	775.00	71.50	53.00	200.00	173.50	182.50	290.00	452.50	1037.50	962.50	357.50
08/30	270.00	580.00	430.00	775.00	71.50	53.00	202.50	173.50	182.50	290.00	455.00	1037.50	962.50	362.50
09/06	270.00	587.50	420.00	775.00	71.50	53.00	200.00	173.50	182.50	290.00	462.50	1037.50	962.50	372.50
09/13	272.50	587.50	435.00	792.50	71.50	56.50	187.50	175.00	185.00	297.50	467.50	1087.50	967.50	390.00
09/20	275.00	595.00	430.00	807.50	75.00	56.50	187.50	175.00	185.00	297.50	472.50	1095.00	967.50	392.50
09/27	275.00	595.00	430.00	807.50	75.00	56.50	187.50	175.00	187.50	297.50	487.50	1100.00	967.50	395.00
10/04	275.00	597.50	430.00	807.50	75.00	56.50	187.50	175.00	187.50	297.50	492.50	1100.00	967.50	397.50
10/11	275.00	592.50	430.00	800.00	75.00	56.50	187.50	175.00	187.50	297.50	492.50	1102.50	967.50	400.00
10/18	275.00	592.50	430.00	800.00	75.00	56.50	187.50	175.00	187.50	297.50	492.50	1102.50	967.50	400.00
10/25	270.00	580.00	425.00	767.50	71.50	56.50	200.00	175.00	185.00	297.50	470.00	1055.00	957.50	372.50
11/01	265.00	572.50	417.50	745.00	70.00	56.50	200.00	175.00	185.00	292.50	470.00	1055.00	957.50	372.50
11/08	267.50	555.00	407.50	725.00	71.50	56.50	200.00	175.00	180.00	289.00	460.00	1047.50	957.50	372.50
11/15	257.50	542.50	395.00	720.00	71.50	58.50	200.00	175.00	180.00	287.50	452.50	1037.50	955.00	367.50
11/22	250.00	550.00	392.50	700.00	71.50	57.50	200.00	175.00	180.00	287.50	445.00	1037.50	955.00	367.50
11/29	250.00	557.50	387.50	700.00	72.50	57.50	200.00	172.50	180.00	287.50	437.50	1037.50	955.00	382.50
12/06	250.00	555.00	392.50	700.00	73.50	57.00	200.00	172.50	180.00	287.50	432.50	1037.50	955.00	382.50
12/13	250.00	555.00	392.50	700.00	73.50	57.00	200.00	172.50	180.00	280.00	427.50	1025.00	955.00	392.50
12/20	250.00	555.00	382.50	687.50	73.50	57.00	200.00	172.50	180.00	280.00	427.50	1025.00	955.00	397.50
12/27	250.00	555.00	382.50	687.50	73.50	57.00	200.00	172.50	180.00	280.00	427.50	1025.00	955.00	397.50
	<b>260.63</b>	<b>567.40</b>	<b>421.39</b>	<b>714.71</b>	<b>70.74</b>	<b>55.00</b>	<b>202.02</b>	<b>172.41</b>	<b>181.73</b>	<b>290.60</b>	<b>447.79</b>	<b>1061.89</b>	<b>961.20</b>	<b>365.77</b>

All averages reflect simple averages.

## Veal Market Statistics Boxed Veal Cuts (Ch & Pr Special-Fed)

1996 <b>Boxed Veal Cuts - North Central Basis</b>														
Week Ending	Ribeye	Sq-Cut Chuck	Chuck Rolls	Shoulder Clod	Legs Single	Legs Slices	Legs TBS	Legs BHS	Top Rnd Trimmed	Butt Tender	Breasts	Bnls Trim	Osso Buco Fore	Hind
01/05	1077.50	97.50	225.00	272.50	275.00	557.50	562.00	420.00	762.50	787.50	80.00	65.00	300.00	377.50
01/12	1077.50	97.50	225.00	272.50	275.00	557.50	562.00	420.00	762.50	787.50	80.00	65.00	300.00	377.50
01/19	1062.50	99.00	225.00	270.00	272.50	555.00	579.50	417.50	735.00	775.00	82.50	65.00	297.50	377.50
01/26	1050.00	110.00	225.00	275.00	272.50	552.50	567.50	412.50	712.50	775.00	82.50	65.00	302.50	377.50
02/02	1050.00	110.00	225.00	275.00	270.00	552.50	567.50	412.50	712.50	775.00	82.50	65.00	302.50	377.50
02/09	1050.00	110.00	225.00	275.00	267.50	552.50	567.50	412.50	705.00	775.00	80.00	65.00	302.50	382.50
02/16	1050.00	117.50	225.00	275.00	267.50	552.50	580.00	412.50	700.00	762.50	80.00	65.00	302.50	382.50
02/23	1037.50	111.50	222.50	287.50	262.50	552.50	567.50	400.00	697.50	737.50	80.00	65.00	302.50	395.00
03/01	1037.50	114.50	222.50	290.00	265.00	552.50	567.50	402.50	710.00	737.50	80.00	60.00	302.50	415.00
03/08	1037.50	115.00	232.50	295.00	275.00	550.00	557.50	420.00	732.50	737.50	82.50	57.50	305.00	420.00
03/15	1037.50	115.00	232.50	295.00	275.00	550.00	557.50	420.00	732.50	737.50	82.50	57.50	305.00	420.00
03/22	1037.50	117.50	232.50	295.00	275.00	550.00	570.00	425.00	737.50	737.50	82.50	57.50	305.00	420.00
03/29	1037.50	117.50	232.50	295.00	275.00	550.00	570.00	425.00	737.50	737.50	82.50	57.50	305.00	420.00
04/05	1037.50	116.50	232.50	295.00	275.00	550.00	570.00	425.00	737.50	737.50	82.50	57.50	305.00	420.00
04/12	1042.50	117.50	232.50	282.50	275.00	550.00	570.00	420.00	740.00	725.00	82.50	57.50	340.00	457.50
04/19	1052.50	117.50	232.50	282.50	275.00	550.00	570.00	420.00	735.00	725.00	82.50	57.50	350.00	490.00
04/26	1052.50	112.50	234.00	280.00	267.50	537.50	570.00	407.50	725.00	717.50	82.50	57.50	350.00	490.00
05/03	1052.50	105.00	234.00	285.00	267.50	537.50	577.50	405.00	720.00	705.00	80.00	57.50	350.00	490.00
05/10	1062.50	105.00	234.00	262.50	262.50	537.50	582.50	402.50	697.50	705.00	79.00	60.00	350.00	490.00
05/17	1062.50	105.00	234.00	262.50	262.50	537.50	582.50	402.50	697.50	705.00	79.00	60.00	350.00	490.00
05/24	1062.50	105.00	234.00	262.50	262.50	542.50	582.50	407.50	697.50	705.00	79.00	60.00	350.00	490.00
05/31	1062.50	110.00	234.00	262.50	265.00	545.00	582.50	410.00	705.00	695.00	79.00	60.00	350.00	490.00
06/07	1062.50	110.00	234.00	262.50	265.00	547.50	582.50	412.50	717.50	695.00	79.00	57.50	350.00	490.00
06/14	1062.50	115.00	234.00	262.50	265.00	547.50	582.50	412.50	737.50	695.00	79.00	57.50	350.00	490.00
06/21	1062.50	117.50	234.00	262.50	265.00	547.50	582.50	422.50	745.00	695.00	79.00	57.50	350.00	490.00
06/28	1037.50	117.50	234.00	262.50	264.00	540.00	580.00	415.00	742.50	695.00	77.50	57.50	350.00	490.00
07/05	1037.50	117.50	234.00	262.50	265.00	540.00	580.00	415.00	755.00	687.50	77.50	57.50	350.00	490.00
07/12	1037.50	109.00	239.00	264.50	265.00	540.00	570.00	415.00	752.50	687.50	75.00	57.50	350.00	490.00
07/19	1037.50	110.00	239.00	264.50	265.00	542.50	570.00	415.00	762.50	687.50	75.00	57.50	350.00	490.00
07/26	1037.50	110.00	239.00	264.50	265.00	542.50	570.00	415.00	762.50	687.50	75.00	57.50	350.00	490.00
08/02	1062.50	110.00	236.50	265.00	265.00	542.50	567.50	415.00	760.00	687.50	77.50	57.50	350.00	490.00
08/09	1062.50	107.50	236.50	265.00	265.00	542.50	567.50	412.50	747.50	687.50	77.50	57.50	350.00	490.00
08/16	1062.50	102.50	236.50	265.00	262.50	540.00	567.50	412.50	742.50	687.50	77.50	57.50	350.00	490.00
08/23	1062.50	102.50	235.00	265.00	265.00	542.50	567.50	412.50	757.50	687.50	77.50	57.50	350.00	490.00
08/30	1075.00	102.50	235.00	265.00	267.50	545.00	567.50	412.50	770.00	687.50	77.50	57.50	350.00	490.00
09/06	1075.00	105.00	235.00	265.00	267.50	545.00	567.50	412.50	778.50	687.50	77.50	57.50	350.00	490.00
09/13	1110.00	112.50	235.00	287.50	267.50	562.50	582.50	425.00	792.50	687.50	80.00	60.00	350.00	490.00
09/20	1110.00	115.00	235.00	287.50	267.50	562.50	582.50	425.00	792.50	687.50	80.00	60.00	350.00	490.00
09/27	1110.00	115.00	235.00	287.50	267.50	567.50	582.50	425.00	792.50	687.50	80.00	60.00	350.00	490.00
10/04	1115.00	115.00	235.00	292.50	275.00	567.50	582.50	425.00	792.50	687.50	80.00	65.00	350.00	490.00
10/11	1115.00	116.00	235.00	292.50	275.00	567.50	582.50	425.00	792.50	687.50	80.00	65.00	350.00	490.00
10/18	1115.00	116.00	235.00	292.50	275.00	567.50	582.50	425.00	792.50	687.50	80.00	65.00	350.00	490.00
10/25	1112.50	113.50	232.50	287.50	266.00	550.00	577.50	405.00	762.50	700.00	80.00	59.00	350.00	490.00
11/01	1112.50	110.00	232.50	287.50	263.50	550.00	577.50	405.00	750.00	700.00	80.00	59.00	350.00	490.00
11/08	1112.50	107.50	232.50	282.50	261.00	550.00	577.50	405.00	750.00	700.00	80.00	60.00	325.00	485.00
11/15	1112.50	102.50	230.00	280.00	255.00	537.50	577.50	397.50	737.50	700.00	80.00	61.50	325.00	472.50
11/22	1112.50	102.50	230.00	280.00	255.00	537.50	577.50	397.50	737.50	700.00	80.00	61.50	325.00	472.50
11/29	1112.50	100.00	230.00	280.00	245.00	547.50	565.00	387.50	737.50	700.00	80.00	61.50	325.00	472.50
12/06	1112.50	100.00	230.00	280.00	245.00	547.50	565.00	387.50	735.00	700.00	80.00	61.50	325.00	472.50
12/13	1112.50	95.00	230.00	292.50	245.00	527.50	565.00	387.50	712.50	687.50	80.00	61.50	325.00	472.50
12/20	1112.50	95.00	230.00	292.50	245.00	527.50	565.00	387.50	712.50	687.50	80.00	61.50	325.00	472.50
12/27	1112.50	95.00	230.00	292.50	245.00	527.50	565.00	387.50	712.50	687.50	80.00	61.50	325.00	472.50
	<b>1071.25</b>	<b>109.11</b>	<b>232.13</b>	<b>277.66</b>	<b>265.47</b>	<b>547.60</b>	<b>572.95</b>	<b>411.49</b>	<b>740.88</b>	<b>712.02</b>	<b>79.72</b>	<b>60.12</b>	<b>333.22</b>	<b>461.97</b>

All averages reflect simple averages.

1996

NATIONAL CARLOT MEAT TRADE  
REVIEW

Livestock Statistical Data



Livestock and Seed Program  
Livestock and Grain Market News Service  
Des Moines, Iowa

# Direct Live Cattle Market Statistics

## 5-Area Direct Live Cattle \*

1996	Price				Weight				Head Count				
Price Ending	Live Steer	Live Heifer	Drsd Steer	Drsd Heifer	Live Steer	Live Heifer	Drsd Steer	Drsd Heifer	Live Steer	Live Heifer	Drsd Steer	Drsd Heifer	Total
01/05	64.93	64.87	104.15	104.28	1208	1106	1281	1158	97,173	70,298	48,085	39,279	254,835
01/12	64.51	64.63	103.60	103.59	1232	1102	1291	1147	90,457	57,197	39,499	28,428	215,581
01/19	64.74	64.85	103.71	103.60	1222	1112	1283	1151	68,315	43,341	38,089	35,548	185,293
01/26	63.55	63.65	101.50	101.82	1232	1112	1278	1145	84,865	53,257	54,124	46,683	238,929
02/02	62.79	62.77	100.55	100.52	1213	1109	1276	1155	79,614	54,619	27,434	21,491	183,158
02/09	62.93	62.95	101.07	100.97	1210	1113	1274	1141	87,332	59,165	56,917	41,951	245,365
02/16	62.97	62.99	101.38	101.29	1213	1112	1277	1141	74,842	46,907	53,449	40,655	215,853
02/23	62.93	62.90	100.66	100.64	1198	1093	1274	1131	119,055	79,647	64,894	40,388	303,984
03/01	62.86	62.91	100.94	100.98	1218	1091	1275	1136	78,908	38,424	46,259	34,396	197,987
03/08	60.99	61.04	97.99	97.93	1206	1102	1270	1138	66,049	38,361	35,768	26,234	166,412
03/15	61.57	61.64	99.58	99.50	1199	1096	1265	1137	102,293	74,535	64,453	47,614	288,895
03/22	63.10	63.11	101.57	101.52	1203	1089	1272	1142	55,912	30,309	31,793	25,472	143,486
03/29	62.11	62.15	101.04	100.95	1206	1093	1267	1134	78,664	47,540	55,233	38,507	219,944
04/05	62.04	62.05	100.73	100.77	1211	1096	1255	1127	90,113	50,214	40,771	27,088	208,186
04/12	61.93	61.86	99.64	99.41	1206	1091	1253	1123	80,714	38,742	39,226	29,511	188,193
04/19	58.67	58.61	94.29	94.22	1187	1086	1252	1125	64,687	37,183	39,803	26,824	168,497
04/26	55.73	55.69	88.74	88.62	1199	1083	1236	1115	68,621	43,527	59,136	37,414	208,698
05/03	58.76	58.79	90.76	90.43	1202	1094	1233	1125	118,348	85,413	59,300	31,281	294,342
05/10	61.59	61.65	99.18	99.04	1195	1089	1237	1121	96,962	55,822	69,234	41,182	263,200
05/17	59.98	59.96	95.64	95.42	1192	1093	1232	1120	93,156	50,207	33,060	25,406	201,829
05/24	58.91	58.84	93.09	93.03	1199	1096	1227	1119	80,402	49,212	36,045	20,769	186,428
05/31	59.86	59.80	93.90	93.91	1198	1085	1229	1116	109,463	65,215	55,669	41,322	271,669
06/07	61.61	61.58	96.66	96.53	1206	1094	1230	1118	95,331	67,282	50,074	34,922	247,609
06/14	62.94	62.89	100.62	100.55	1190	1097	1232	1118	74,097	59,612	50,619	36,273	220,601
06/21	61.12	61.01	98.03	97.79	1195	1077	1232	1109	67,156	38,818	26,444	18,357	150,775
06/28	60.15	60.19	98.02	97.84	1205	1095	1235	1124	104,922	67,443	48,490	28,623	249,478
07/05	63.20	63.15	99.81	99.75	1216	1124	1238	1122	113,212	72,477	44,646	26,890	257,225
07/12	64.95	64.91	103.25	103.04	1214	1090	1237	1122	105,118	67,595	44,880	28,194	245,787
07/19	65.09	65.04	104.36	104.22	1192	1098	1231	1116	56,487	34,888	44,869	26,857	163,101
07/26	63.83	63.79	102.13	102.13	1209	1109	1259	1114	64,866	40,512	29,642	22,097	157,117
08/02	62.87	62.91	101.05	100.92	1217	1097	1251	1121	81,057	54,822	49,489	40,846	226,214
08/09	65.89	65.83	105.45	105.47	1199	1097	1261	1128	130,135	80,362	73,076	50,859	334,432
08/16	65.99	66.00	105.55	105.53	1203	1088	1261	1122	57,740	39,951	32,293	19,089	149,073
08/23	67.96	67.93	107.83	107.80	1214	1102	1262	1124	126,416	77,082	65,782	47,324	316,604
08/30	68.85	68.80	108.75	108.66	1214	1104	1269	1126	68,023	47,939	36,335	24,288	176,585
09/06	69.88	69.85	109.70	109.77	1200	1099	1263	1127	112,641	80,606	48,880	33,180	275,307
09/13	71.11	71.06	111.64	111.49	1213	1104	1264	1135	102,343	70,334	49,915	31,054	253,646
09/20	71.84	71.81	113.52	113.55	1214	1089	1257	1139	33,383	25,489	23,636	19,017	101,525
09/27	71.83	71.83	113.49	113.51	1209	1098	1262	1145	80,750	59,453	41,864	32,626	214,693
10/04	72.72	72.75	115.18	115.35	1209	1089	1253	1148	70,878	48,660	36,076	36,549	192,163
10/11	70.99	70.99	113.87	114.08	1193	1085	1261	1146	80,098	61,641	27,227	27,927	196,893
10/18	70.04	70.04	112.66	112.66	1189	1092	1262	1147	77,543	51,520	38,043	30,147	197,253
10/25	70.03	70.04	113.32	113.35	1207	1091	1247	1143	65,921	57,543	34,492	27,912	185,868
11/01	70.89	70.88	115.11	114.99	1201	1103	1253	1134	73,862	57,557	41,981	30,488	203,888
11/08	72.03	71.92	117.35	117.28	1197	1091	1261	1145	81,646	62,279	44,354	34,004	222,283
11/15	72.19	72.21	118.72	118.58	1202	1097	1267	1123	96,967	64,151	41,107	33,757	235,982
11/22	70.04	70.03	116.20	116.42	1204	1090	1261	1119	57,462	44,827	40,102	31,013	173,404
11/29	67.91	67.96	111.52	111.36	1194	1085	1263	1115	51,833	35,023	21,436	15,610	123,902
12/06	68.05	68.13	114.43	114.12	1203	1066	1259	1122	71,343	51,354	40,117	28,515	191,329
12/13	65.95	65.95	107.96	108.08	1194	1079	1259	1116	64,375	48,680	49,634	31,145	193,834
12/20	65.03	65.06	107.20	106.97	1193	1086	1254	1131	67,802	47,873	33,764	20,924	170,363
12/27	66.01	65.97	108.80	108.57	1209	1096	1244	1133	68,432	49,174	33,891	25,900	177,397
	<b>64.79</b>	<b>65.03</b>	<b>103.74</b>	<b>104.09</b>	<b>1205</b>	<b>1096</b>	<b>1256</b>	<b>1131</b>	<b>4,287,784</b>	<b>2,834,082</b>	<b>2,291,399</b>	<b>1,641,830</b>	<b>11,055,095</b>

All averages reflect true weighted averages for weeks running Monday-Friday.

5-Area = TX-OK, KS, NE, IA-Sth MN, and CO.

## Slaughter Sheep & Hog Market Statistics Weekly Averages & Head Counts

1996	Auct Lambs*		Direct Lambs *				IA-So MN Direct Hogs				Western Cornbelt			
Week Ending	San Angelo	Midwest Markets	Texas : 110-130#		Midwest Markets		US 1-3		Iowa	Avg	170-191# Carcass Lean Value			
			Rcpts	Price	Rcpts	Price	230-250	500-600	Receipts	Weight	45-46%	47-48%	49-50%	51-52%
01/05		75.00	5,000	77.00	5,000	75.00	41.63	32.13	313,000	252.1	55.97	56.82	58.32	59.92
01/12	70.25	74.00	5,500	77.00	5,200	74.00	41.94	32.38	389,000	251.9	56.04	57.18	58.56	60.12
01/19	73.00	74.00	6,000	77.00	2,000	74.00	43.31	31.50	323,000	250.8	57.41	58.76	60.03	61.60
01/26	78.50	76.00	5,500	77.00	3,800	76.00	43.50	32.00	373,000	249.7	57.55	58.85	60.19	61.76
02/02							47.31	35.38	329,000	247.3	61.89	63.53	64.59	66.20
02/09	84.50	85.25	12,000	81.50	4,900	83.75	45.00	32.31	366,000	248.6	59.66	60.96	62.34	63.93
02/16	83.75	83.50	10,000	85.00	3,200	89.00	46.69	33.50	354,000	248.5	62.08	63.56	64.81	66.43
02/23	87.75	88.50	9,000	88.50	3,800	88.50	46.69	34.38	363,000	248.4	61.93	63.43	64.66	66.27
03/01	86.50	88.50	10,500	89.00	4,000	88.50	47.81	33.25	366,000	247.6	63.57	64.84	66.28	67.91
03/08	87.50	90.00	10,000	89.00	4,000	90.00	49.06	33.94	335,000	246.9	64.66	65.94	67.44	69.08
03/15	85.00	89.00	9,000	89.00	8,100	89.00	49.06	35.38	364,000	246.9	64.61	66.15	67.28	68.92
03/22	82.25	85.75	8,500	89.00	5,900	85.75	49.19	35.81	355,000	246.9	65.31	67.09	68.05	70.06
03/29	82.00	87.00	10,500	89.00	5,900	87.00	49.31	39.31	339,000	248.2	65.48	67.33	67.99	70.27
04/05	81.50	86.50	8,000	89.00	4,800	86.50	49.31	38.50	353,000	247.9	65.26	67.30	67.98	70.32
04/12		85.00	5,000	87.50	3,875	85.00	49.81	39.00	351,000	248.7	66.08	67.71	68.66	71.10
04/19	82.50	85.00	9,000	88.50	5,800	85.00	50.19	36.50	361,000	248.7	66.65	68.81	69.49	71.56
04/26	87.00	85.50	10,000	87.50	5,400	85.50	51.31	37.88	344,000	248.5	68.16	70.57	71.25	73.39
05/03	87.00	86.50	8,000	87.50	5,400	86.50	52.75	37.50	345,000	248.9	69.29	71.66	72.35	74.52
05/10		88.50	6,500	89.00	4,900	88.50	55.88	40.38	318,000	248.6	73.45	75.54	76.27	78.56
05/17	85.50	92.75	11,000	92.50	4,225	92.75	59.31	44.38	322,000	249.1	78.05	80.34	81.12	83.55
05/24	87.50	96.50	8,500	96.50	3,700	96.50	62.56	47.50	248,000	247.7	82.55	84.45	85.51	87.80
05/31	87.50	101.50	8,000	104.00	2,400	101.50	59.38	46.63	274,000	249.0	78.44	80.95	81.74	84.19
06/07	97.00	109.50	6,500	109.00	2,800	109.50	57.31	44.75	299,000	248.8	75.61	77.90	78.66	81.02
06/14	96.00	114.00	6,300	104.00	1,725	114.00	56.88	45.75	317,000	249.1	74.57	77.24	77.98	80.32
06/21	96.50	108.00	10,000	101.00	3,375	108.00	54.38	48.25	295,000	248.2	72.17	73.85	74.84	77.29
06/28	99.50	100.00	7,500	100.50	2,925	104.00	55.13	48.88	298,000	247.0	72.41	74.39	75.20	77.36
07/05		108.00	2,500	106.00	2,700	108.00	57.17	50.00	260,000	246.6	75.03	76.96	77.78	80.08
07/12		106.25	4,500	106.00	4,800	106.25	57.69	49.13	313,000	246.0	76.24	78.92	79.69	82.05
07/19		105.00	5,000	104.00	2,900	105.00	59.63	47.38	334,000	246.1	78.94	81.32	82.11	84.57
07/26	94.00	106.00	5,500	104.00	6,300	106.00	60.44	45.13	328,000	244.8	80.18	82.39	83.04	85.33
08/02	89.50	97.90	3,000	102.50	5,025	99.75	60.94	49.88	315,000	244.2	81.09	83.71	84.42	86.77
08/09		86.50	4,000	93.50	2,300	92.50	61.69	52.44	320,000	244.7	82.00	84.17	84.83	87.26
08/16	83.00	83.25	5,000	88.50	3,100	89.50	60.13	52.13	311,000	245.4	79.92	82.39	83.20	85.67
08/23	84.50	83.50	2,500	83.00	3,100	85.00	58.25	53.00	363,000	245.7	77.21	79.26	80.09	82.47
08/30	84.50	84.81	3,500	88.00	3,300	83.50	57.06	51.00	335,000	245.5	76.01	78.22	78.98	81.32
09/06	84.00	85.25	5,000	90.75	3,700	85.00	52.58	48.50	301,000	247.2	69.77	71.96	72.67	74.90
09/13	86.50	86.95	5,500	carc	2,700	87.00	53.50	50.50	375,000	247.6	71.41	73.71	74.43	76.71
09/20	82.50	85.22	5,000	carc	4,400	85.00	54.38	49.06	360,000	248.2	72.07	74.54	75.26	77.51
09/27	84.50	85.60	5,000	carc	5,800	84.50	56.69	52.25	367,000	248.7	74.96	77.31	78.06	80.40
10/04	84.50	85.69	5,600	carc	5,600	86.25	58.25	53.81	343,000	249.5	76.70	79.23	79.99	82.40
10/11	84.00	85.00	1,000	carc	4,500	87.25	57.81	54.63	351,000	250.6	76.29	78.72	79.48	81.87
10/18	83.50	83.88	4,000	carc	7,600	82.75	54.50	53.13	350,000	251.7	72.52	74.62	75.29	77.55
10/25	82.00	80.95	6,500	83.00	5,000	82.50	52.00	51.88	350,000	252.9	68.51	70.96	71.64	73.79
11/01	79.50	80.00	6,000	80.38	5,400	80.75	52.44	49.13	343,000	253.7	68.26	70.68	71.35	73.50
11/08	79.50	79.95	5,000	87.50	3,500	79.00	52.81	52.63	361,000	254.5	69.57	71.53	72.59	74.67
11/15	79.50	79.65	5,000	carc	6,100	80.50	54.44	56.00	331,000	255.0	71.43	73.67	74.38	76.61
11/22	81.00	80.06	5,000	carc	5,300	82.63	55.06	57.75	355,000	255.1	72.08	74.09	74.80	77.05
11/29		81.75	2,000	84.00	2,500	80.75	55.75	56.67	306,000	255.4	73.07	75.10	75.82	78.11
12/06	84.50	85.58	5,000	85.00	3,200	86.00	56.88	51.25	340,000	255.1	74.57	76.98	77.72	80.06
12/13	84.50	87.00	5,500	87.50	5,500	84.50	54.06	49.75	340,000	254.5	71.56	73.84	74.56	76.81
12/20	87.50	86.80	5,000	carc	5,600	85.75	54.69	51.50	316,000	252.3	72.02	74.32	75.04	77.29
12/27		88.81	3,500	90.00	2,400	89.00	53.33	50.50	257,000	252.7	70.76	72.98	73.57	75.74
	<b>85.04</b>	<b>88.73</b>	<b>320,900</b>	<b>90.67</b>	<b>219,450</b>	<b>89.18</b>	<b>53.40</b>	<b>44.93</b>	<b>17,319,000</b>	<b>249.2</b>	<b>70.60</b>	<b>72.63</b>	<b>73.51</b>	<b>75.65</b>

All averages reflect simple averages.

carc= sold on formula basis off of lamb carcass report.

\* Shorn Lambs



1996

NATIONAL CARLOT MEAT TRADE  
REVIEW

Stocks in Cold Storage



Livestock and Seed Program  
Livestock and Grain Market News Service  
Des Moines, Iowa

# 1996 Stocks in Cold Storage

## Stocks in All Warehouses

Month	Beef				Pork									
	Boneless Beef	% of 1995	Beef Cuts	% of 1995	Picnics Bone-in	% of 1995	Hams Bone-in	% of 1995	Hams Boneless	% of 1995	Bellies	% of 1995	Loins Bone-in	% of 1995
January	333,919	85%	33,971	127%	6,702	51%	30,314	108%	15,000	124%	46,498	74%	8,587	90%
February	329,194	86%	33,421	135%	9,001	73%	29,621	79%	25,246	168%	46,381	72%	9,535	98%
March	314,861	88%	32,423	128%	9,249	66%	18,454	62%	17,279	119%	47,655	60%	8,907	84%
April	303,443	82%	32,112	145%	9,407	81%	33,145	79%	28,497	179%	57,174	73%	7,523	69%
May	278,366	82%	29,006	140%	8,601	100%	49,530	75%	30,272	153%	63,522	82%	6,142	62%
June	277,125	84%	29,558	131%	7,246	76%	53,062	64%	26,772	101%	56,767	84%	6,630	63%
July	263,018	78%	28,118	129%	6,536	73%	50,767	61%	28,147	104%	28,533	61%	6,304	84%
August	275,969	86%	29,162	117%	6,120	74%	53,163	57%	30,274	93%	18,996	109%	6,460	102%
September	284,208	88%	27,971	112%	6,156	122%	62,260	71%	31,907	116%	12,702	203%	5,417	110%
October	265,808	76%	29,695	96%	7,094	80%	53,845	76%	26,568	111%	16,206	120%	6,777	146%
November	259,625	75%	28,484	80%	5,170	44%	32,918	96%	15,827	60%	30,943	83%	9,199	134%
December*	256,444	72%	27,997	89%	4,325	73%	18,307	93%	14,957	80%	38,032	80%	8,935	146%

Month	Pork								Lamb & Veal					
	Loins Boneless	% of 1995	Butts	% of 1995	Ribs	% of 1995	Trim	% of 1995	Other	% of 1995	Veal	% of 1995	Lamb & Mutton	% of 1995
January	11,851	117%	10,374	110%	63,575	112%	49,447	114%	89,307	81%	7,172	103%	9,794	84%
February	9,676	110%	9,940	95%	61,595	105%	53,277	134%	86,274	82%	6,506	72%	13,017	120%
March	8,622	93%	9,729	90%	63,359	110%	40,404	84%	79,182	75%	6,603	70%	12,247	97%
April	8,670	102%	8,895	83%	62,252	113%	35,743	72%	81,794	81%	6,164	72%	13,649	91%
May	5,415	62%	6,456	73%	51,978	116%	31,215	60%	77,428	79%	5,092	61%	12,187	87%
June	5,297	73%	4,602	81%	36,963	129%	28,159	72%	76,653	81%	5,269	63%	13,726	112%
July	5,980	74%	3,979	73%	35,322	149%	27,748	73%	81,191	88%	5,587	59%	13,164	123%
August	6,311	87%	3,918	76%	29,014	139%	33,976	100%	83,743	98%	6,938	87%	14,705	144%
September	7,937	145%	5,603	94%	34,080	126%	33,915	115%	86,806	105%	6,493	92%	11,249	152%
October	6,283	141%	5,403	74%	40,643	123%	30,633	92%	79,384	94%	6,788	90%	10,494	140%
November	7,664	119%	4,977	70%	54,980	111%	31,265	77%	76,818	89%	6,528	90%	9,803	125%
December*	9,493	115%	5,953	63%	70,440	113%	32,091	75%	72,045	90%	7,257	105%	8,753	115%

Stock poundage in thousand pounds.

\* December figures are preliminary estimates, all other months reflect actual totals.

### Notes:

Loins, boneless: Includes pork tenderloins

Trimming: Includes 42% & 72% trimmings, boneless picnic meat, jowls, neckbone trim, and blade, cheek, head, and ham shank meat.

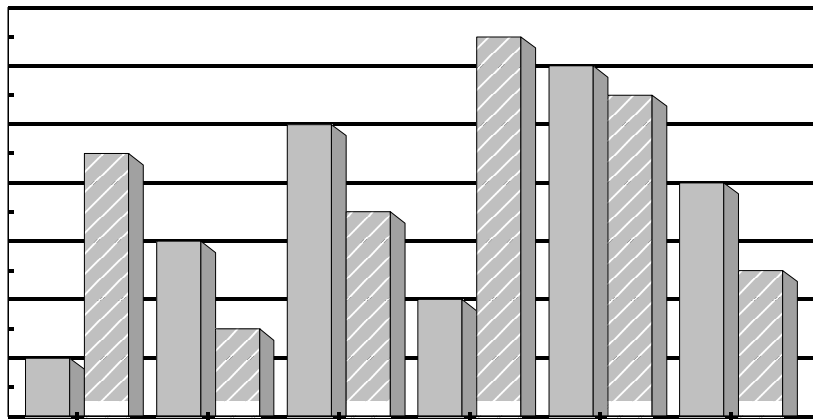
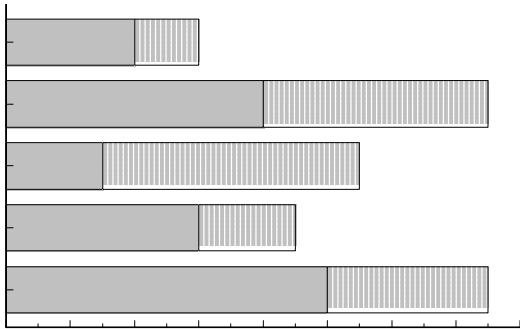
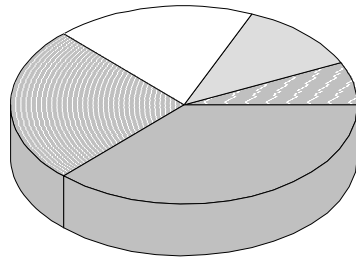
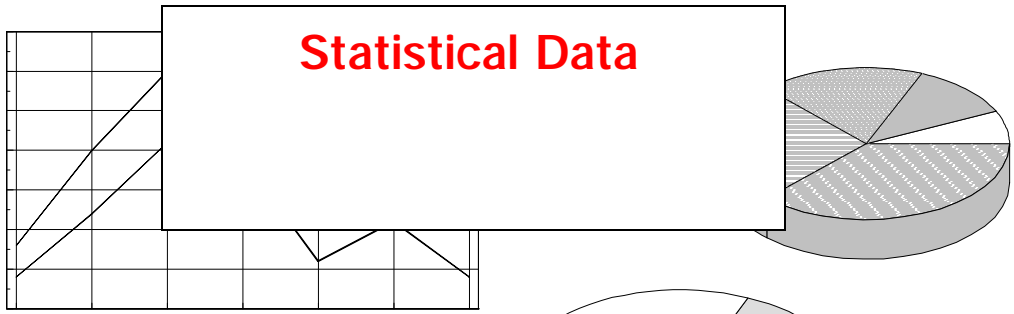
Other: Includes ears, tails, feet, neckbones, and snouts.

Variety Meats: Includes tongues, kidneys, livers, stomachs, chitterlings, hearts and salivary glands.

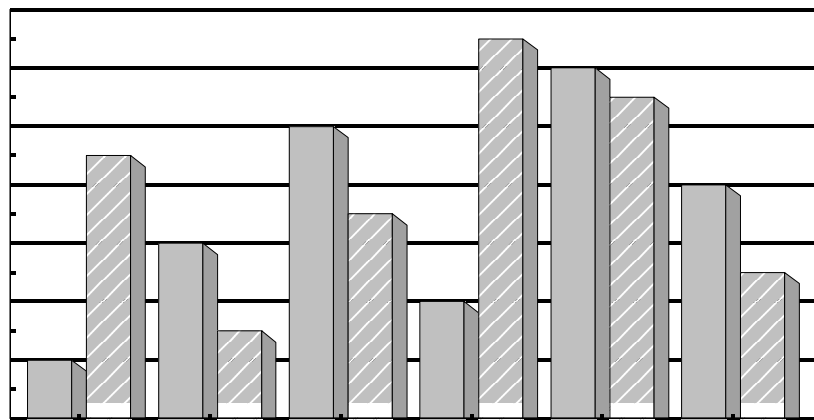
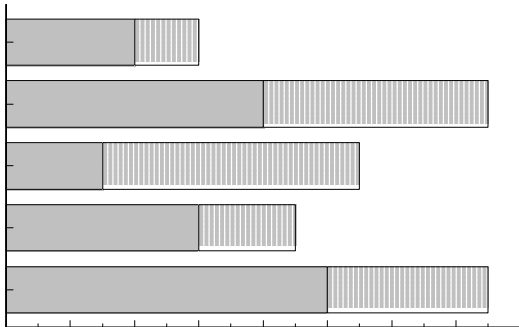
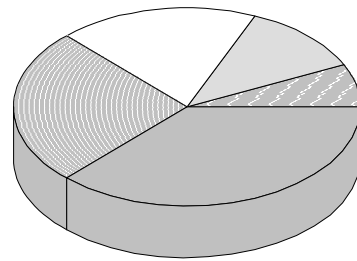

Hams, boneless includes full hams, bone removed, and individual muscles separated.

Source: USDA National Agricultural Statistics Service

# Graph Section



# Graph Section

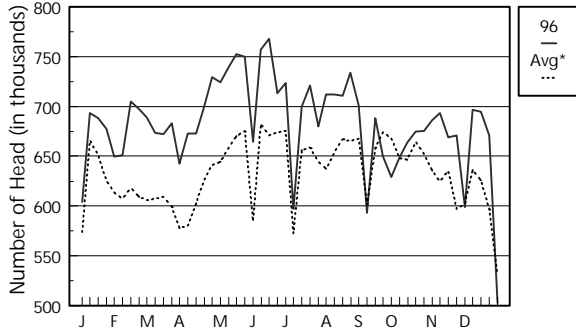




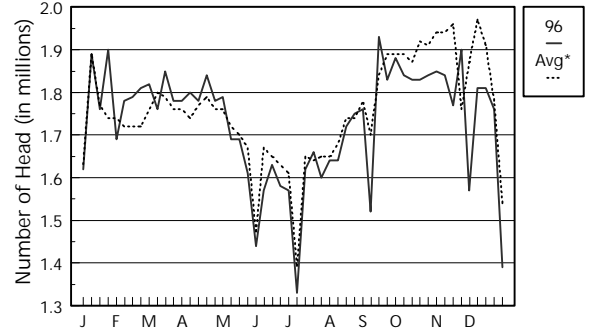
# Actual Slaughter

## Total Slaughter by Species

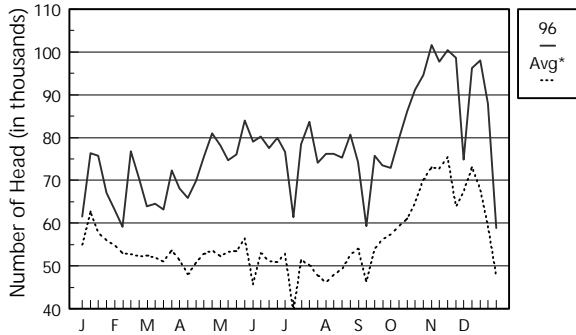
### Total Cattle Slaughter



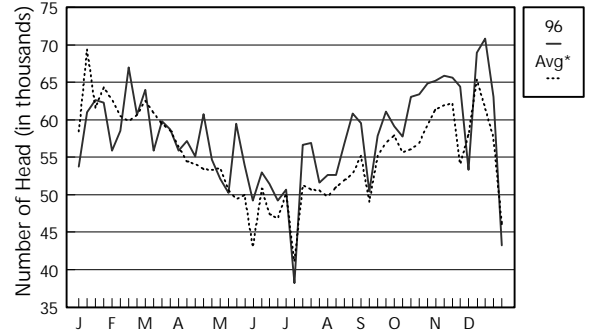
### Total Hog Slaughter



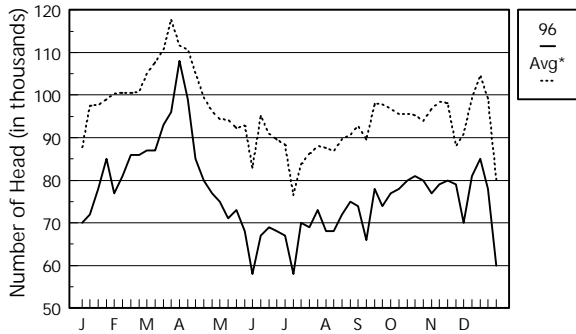
### Beef Cow Slaughter



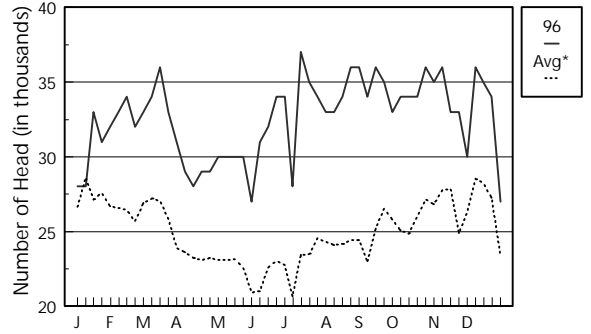
### Dairy Cow Slaughter



### Total Sheep Slaughter



### Total Veal & Calf Slaughter



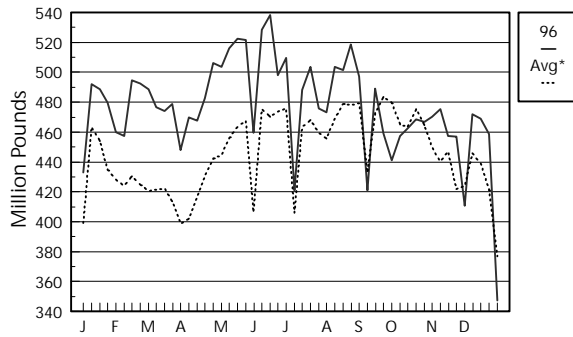
\*Note: Avg = 5-year average (1991-1995)

# Actual Slaughter

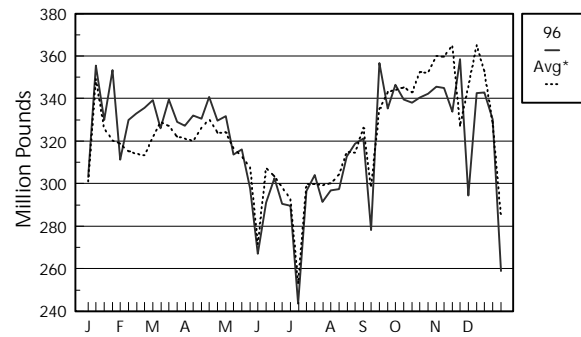
Meat Production by Species  
Cattle & Hog Dressing Percentages



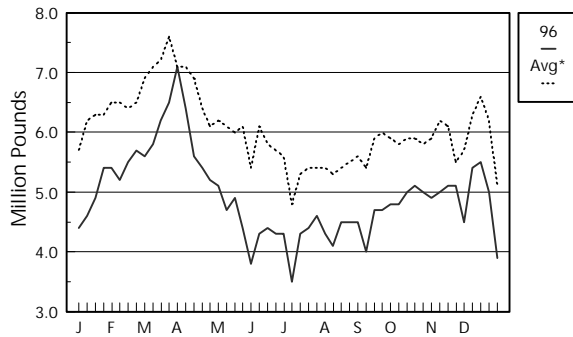
### Total Beef Production



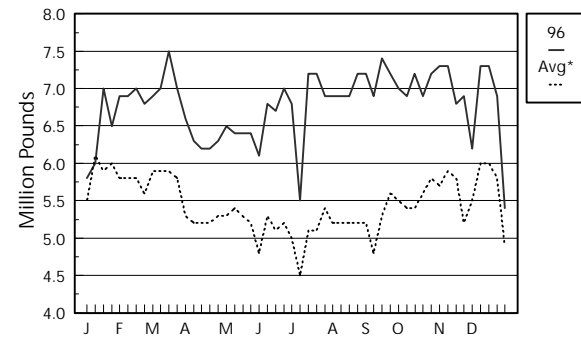
### Total Pork Production



### Total Lamb Production

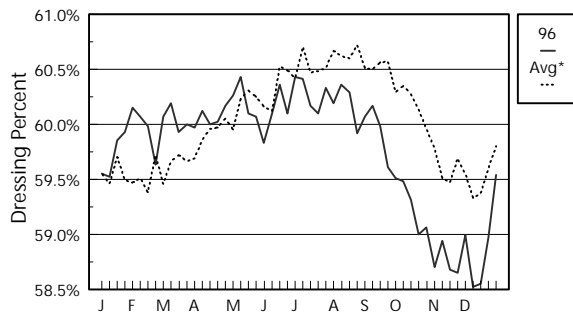


### Total Veal Production



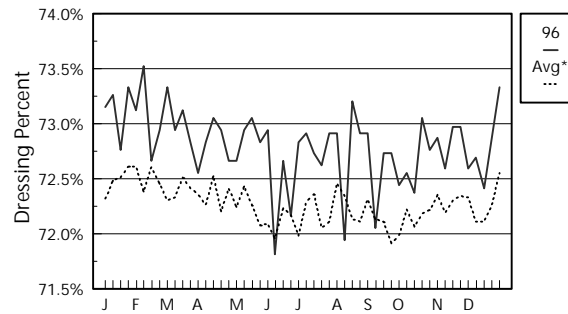
### All Cattle Dressing Percent

(Dressed weight divided by Live weight)



### All Hog Dressing Percent

(Dressed weight divided by Live weight)



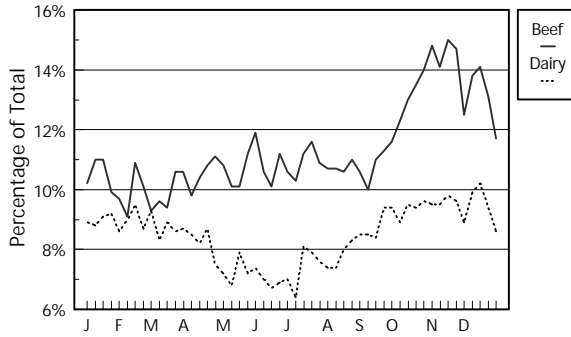
\*Note: Avg = 5-year average (1991-1995)



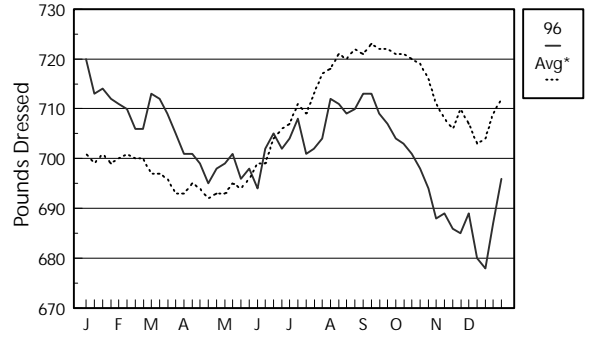
# Actual Slaughter

## Dressed Weights by Species

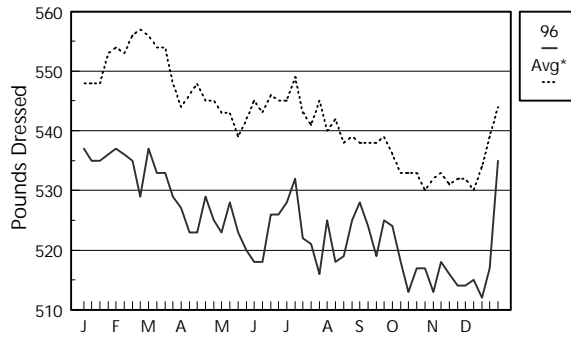
### Beef vs Dairy Cow Slaughter %



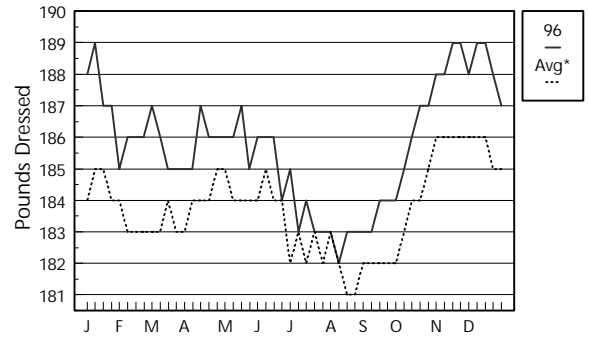
### All Cattle Dressed Weight



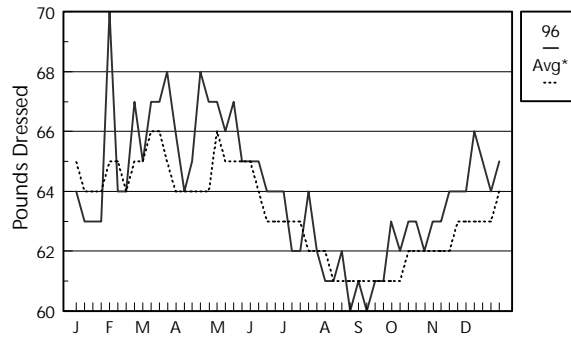
### All Cow Dressed Weight



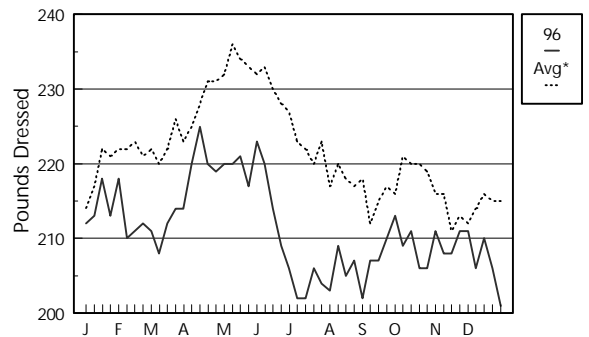
### All Hog Dressed Weight



### Lamb Dressed Weight



### Veal & Calf Dressed Weight



\*Note: Avg = 5-year average (1991-1995)

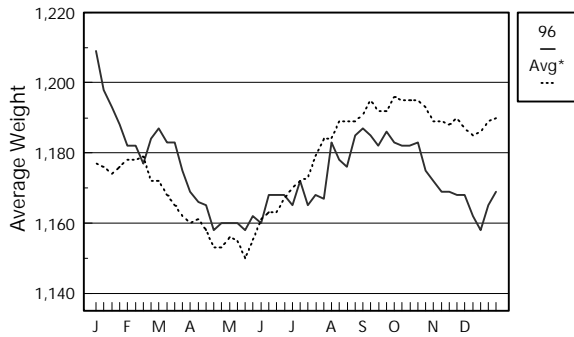
# Actual Slaughter

Live Weights by Species

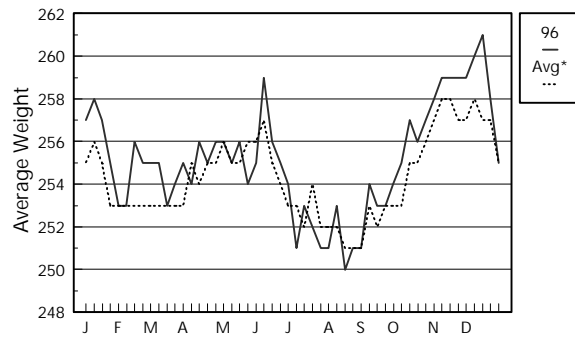
Cattle and Hog Slaughter by Maturity Comparisons



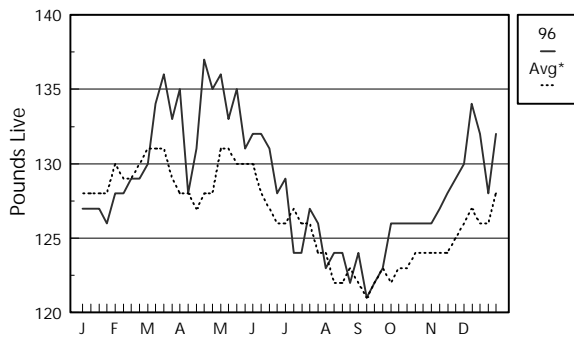
### All Cattle Live Weight



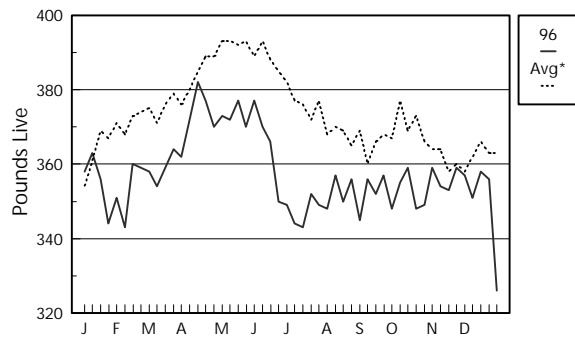
### All Hog Live Weight



### All Sheep Live Weight

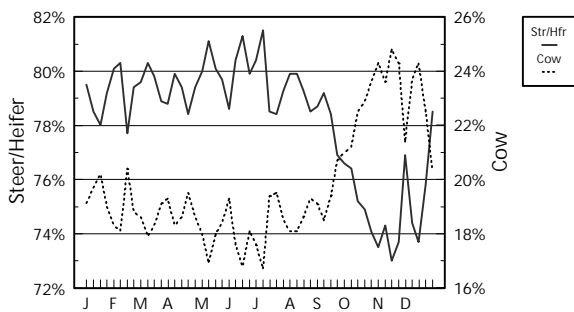


### Veal & Calf Live Weight



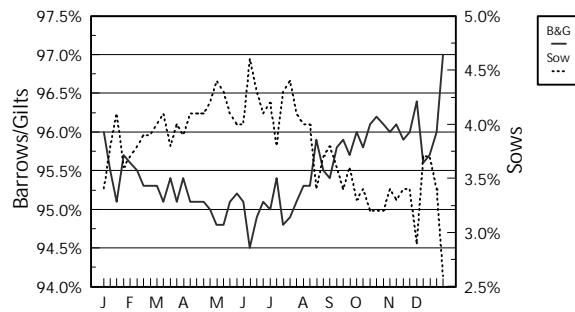
### Steer/Heifer vs Cow Slaughter

% of Total Cattle Slaughter



### Barrow/Gilt vs Sow Slaughter

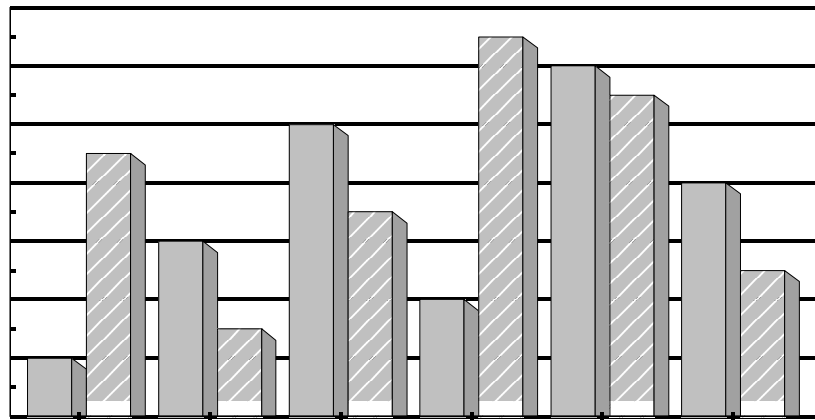
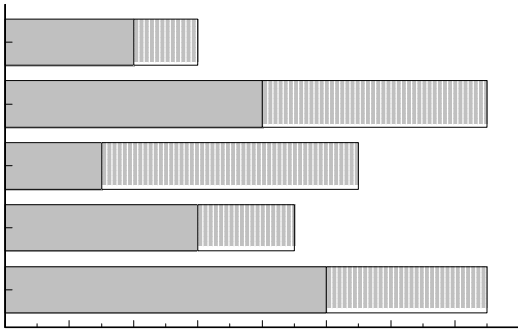
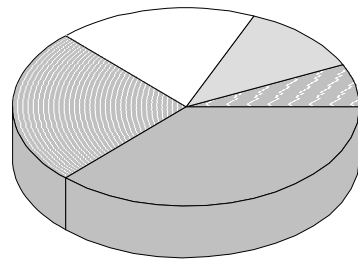
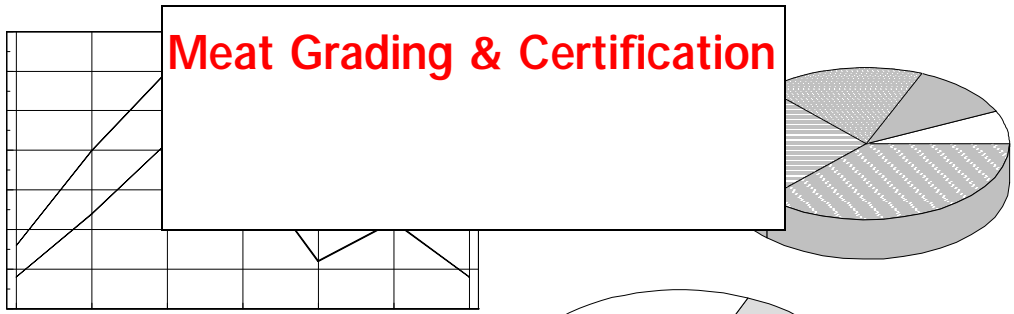
% of Total Hog Slaughter



\*Note: Avg = 5-year average (1991-1995)



# Graph Section



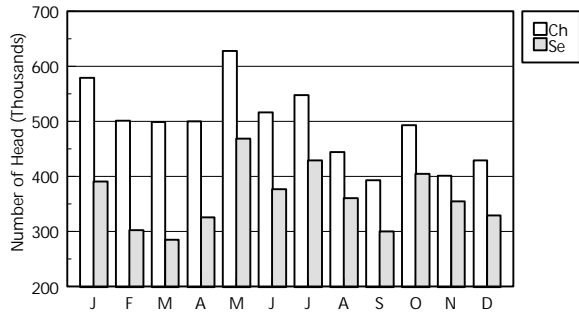


# National Summary of Meats Graded

## Beef and Lamb Quality and Yield

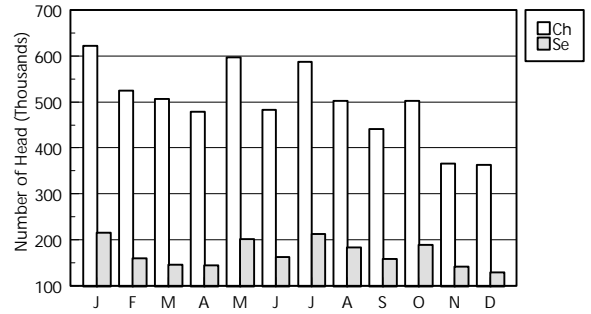
### Beef Graded Choice vs Select

Yield Grade 2



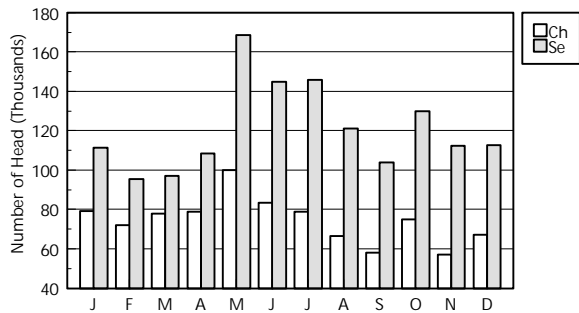
### Beef Graded Choice vs Select

Yield Grade 3



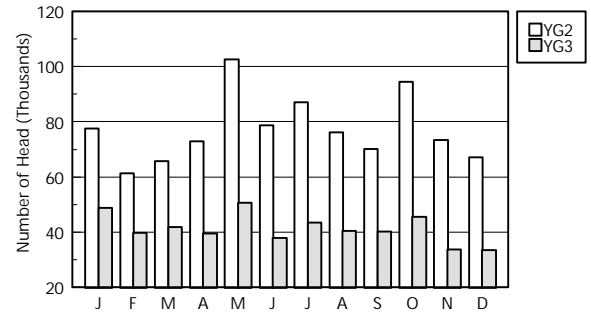
### Beef Graded Choice vs Select

Yield Grade 1



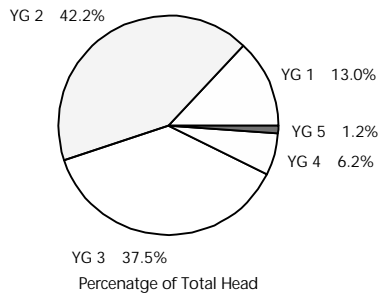
### Beef Yield Graded Only

Yield Grade 2 vs 3



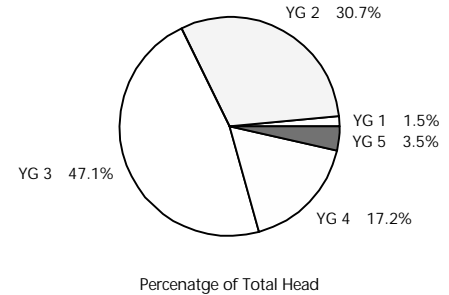
### Lamb Graded Choice

Yield Grade Breakdown for 1996

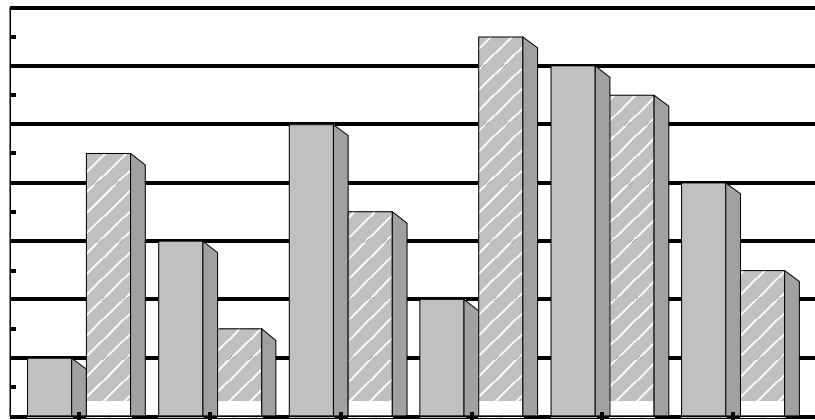
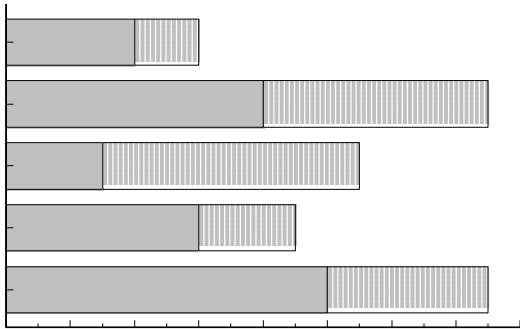
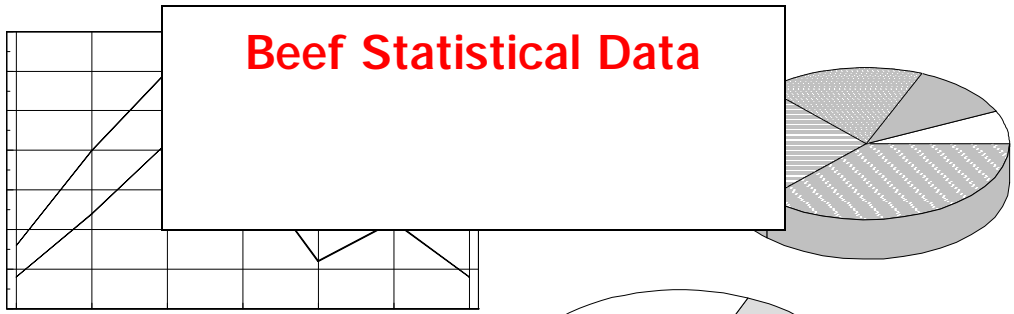


### Lamb Graded Prime

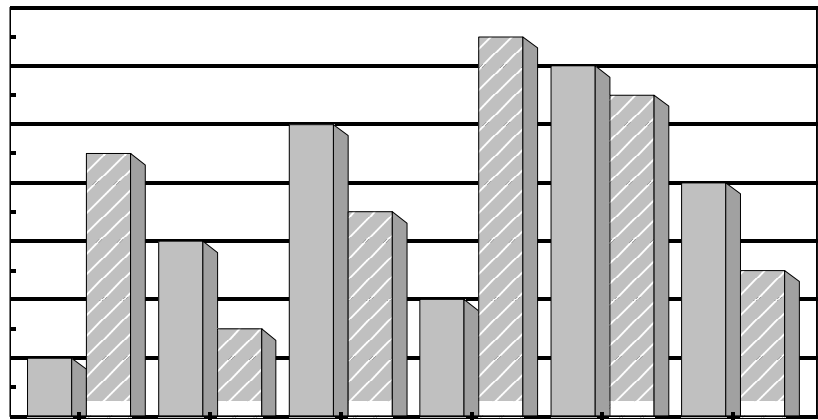
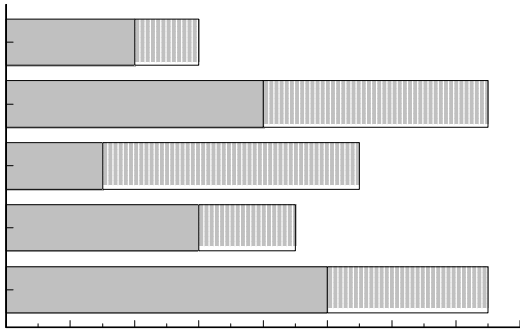
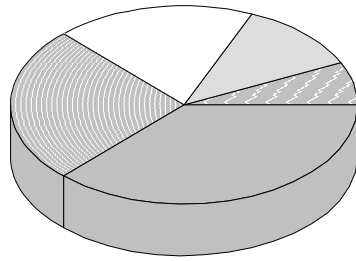
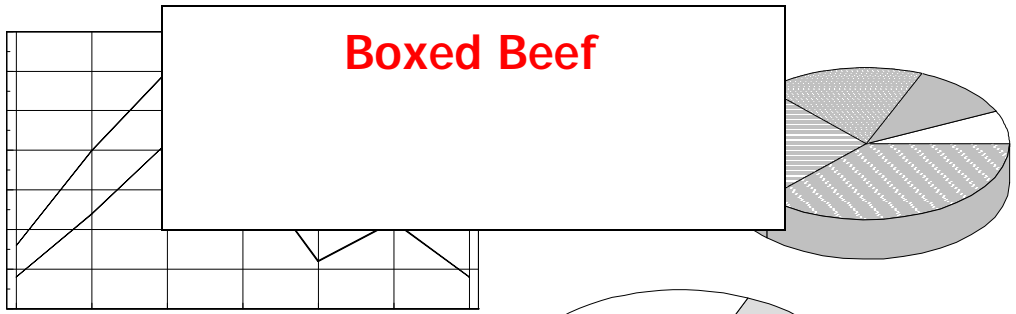
Yield Grade Breakdown for 1996



# Graph Section



# Graph Section



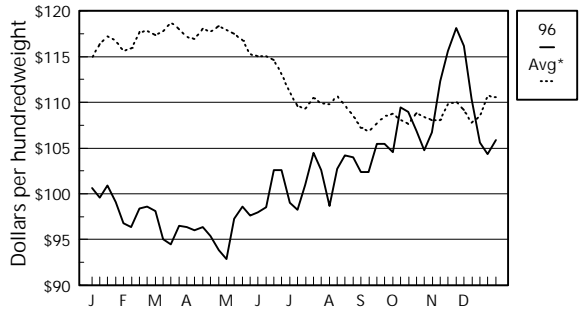
# Fabricated Boxed Beef

## Boxed Beef Cutouts & Load Counts



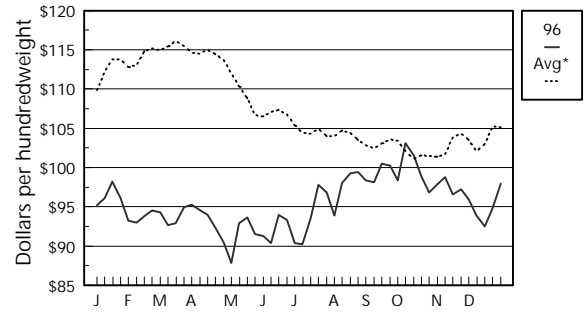
### Choice Boxed Beef Cutout

700-850 Pounds



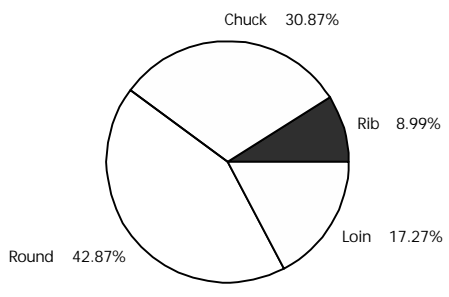
### Select Boxed Beef Cutout

700-850 Pounds



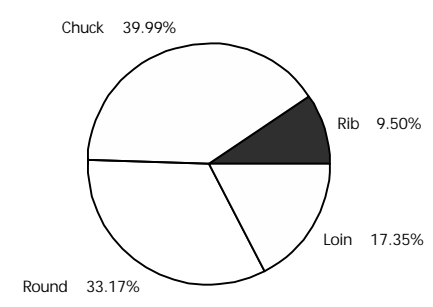
### Choice Loads by Primal

Breakdown for 1996



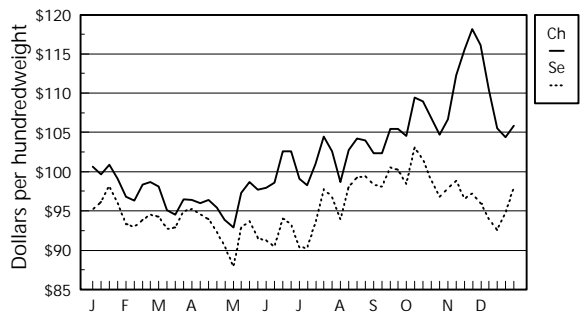
### Select Loads by Primal

Breakdown for 1996



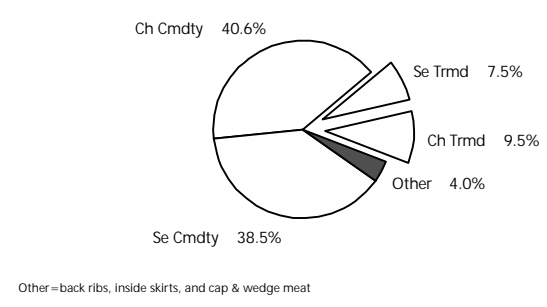
### Choice vs Select Beef Cutouts

700-850 Pounds



### Beef Cut Loads by Type

Commodity vs Closely Trimmed - 1995 Totals



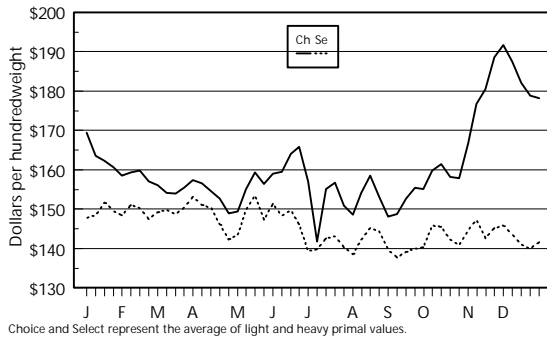
\*Note: Avg = 5-year average (1991-1995)



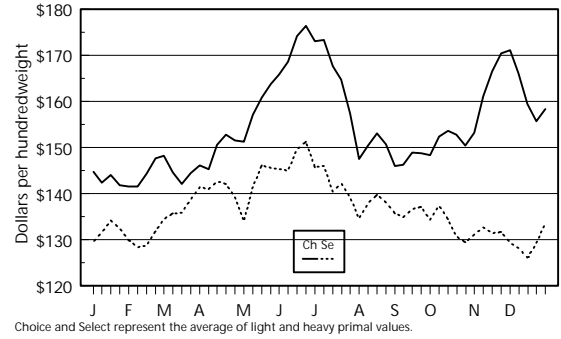
# Fabricated Boxed Beef

## Primal Values and Volumes

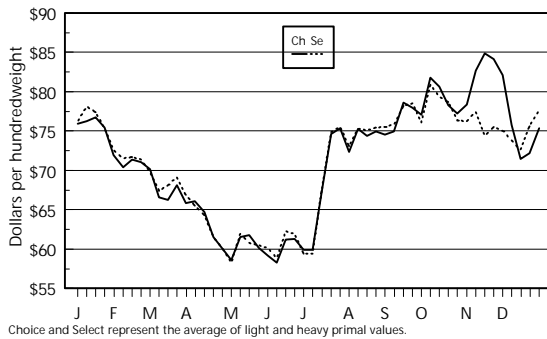
### Primal Rib



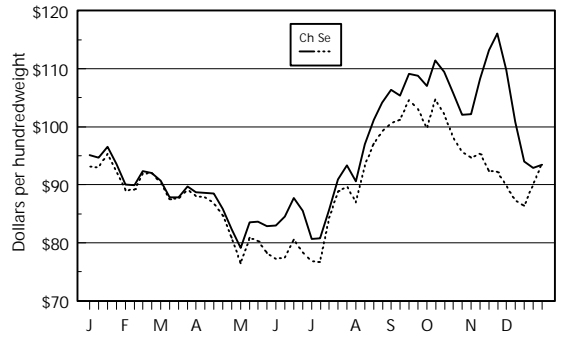
### Primal Loin



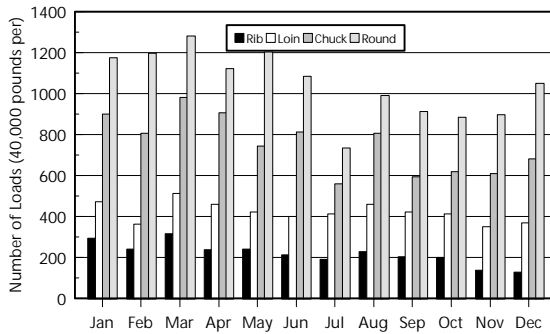
### Primal Chuck



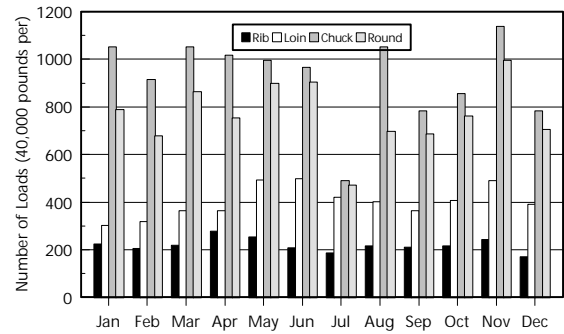
### Primal Round



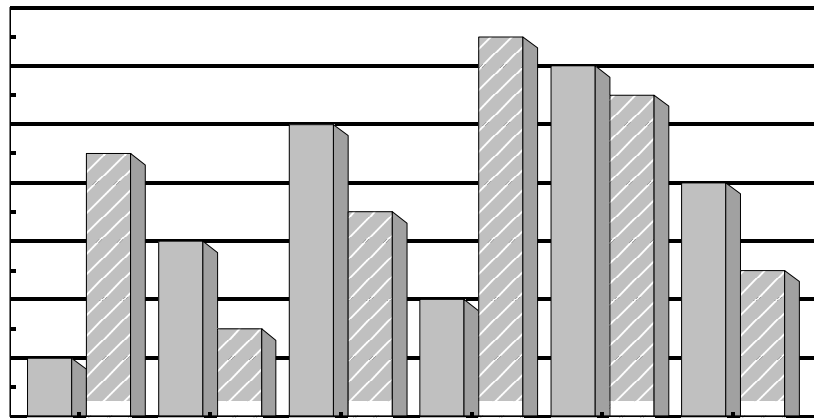
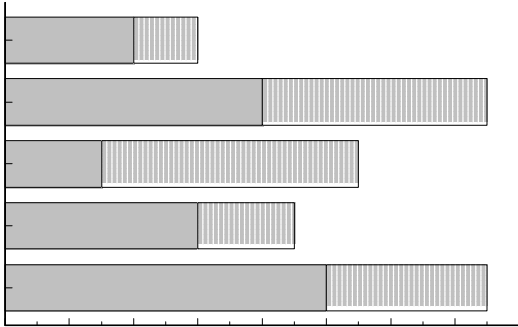
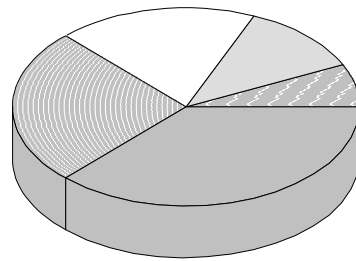
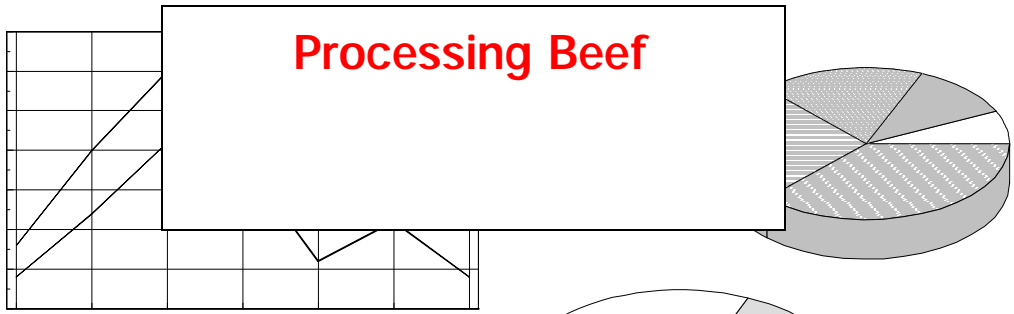
### Choice Primal Volumes by Month



### Select Primal Volumes by Month



# Graph Section

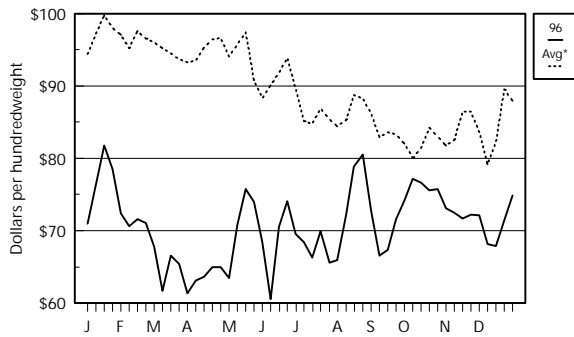


# Coarse Ground Beef

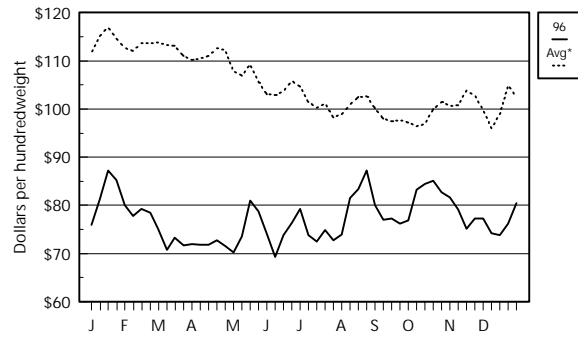
Coarse Grinds and Blended Coarse Grinds



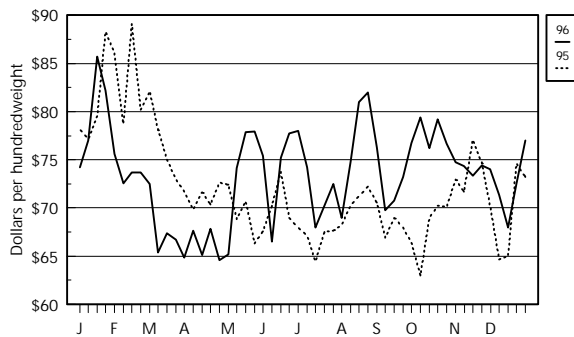
### 73% Coarse Grinds



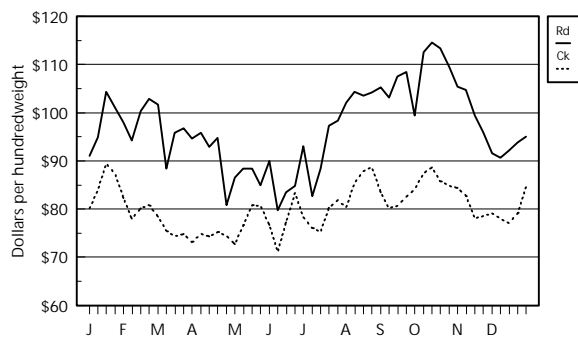
### 81% Coarse Grinds



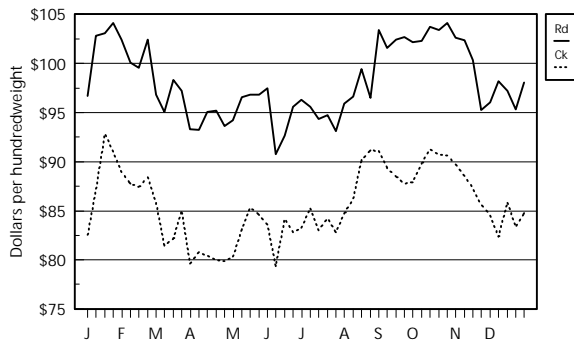
### 75% Coarse Grinds



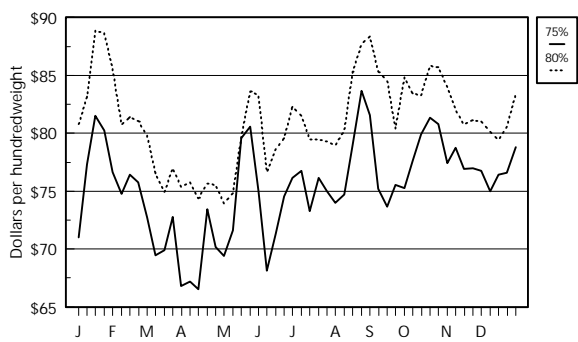
### Coarse Ground Round vs Chuck



### Coarse Grnd Blended Round vs Chuck



### Coarse Grnd Blended 75% vs 80%



\*Note: Avg = 5-year average (1991-1995)

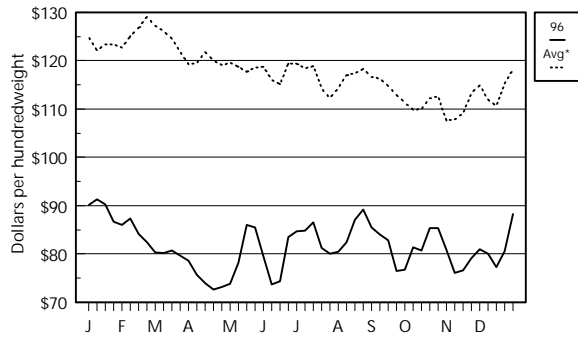




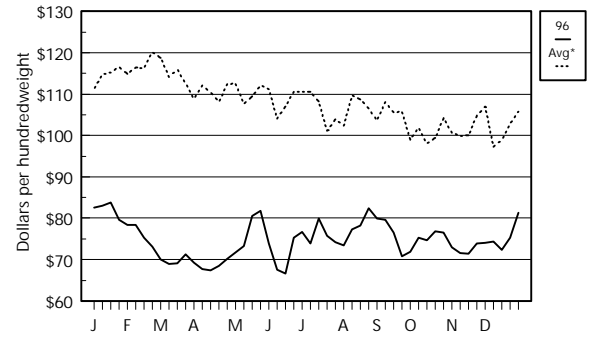
# Domestic Processing Beef

## Boneless Beef and Beef Trimmings

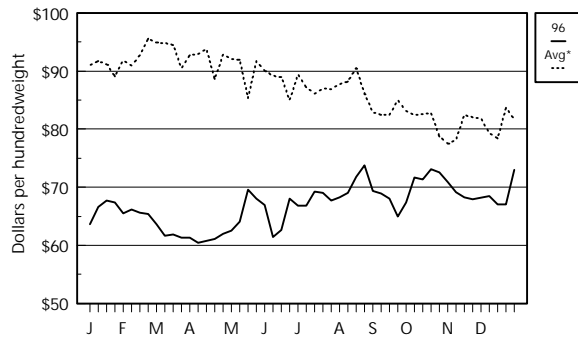
### Fresh 90% Boneless Beef



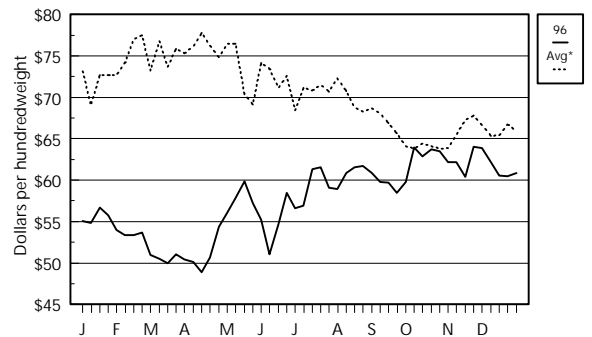
### Fresh 85% Boneless Beef



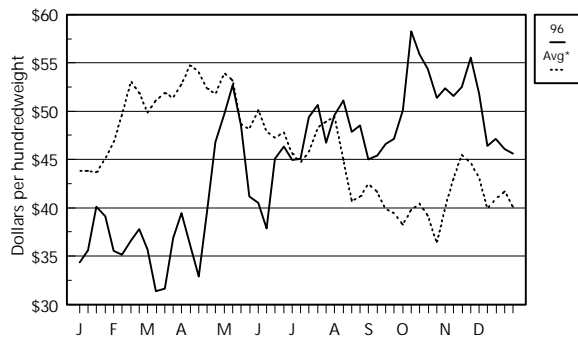
### Fresh 75% Boneless Beef



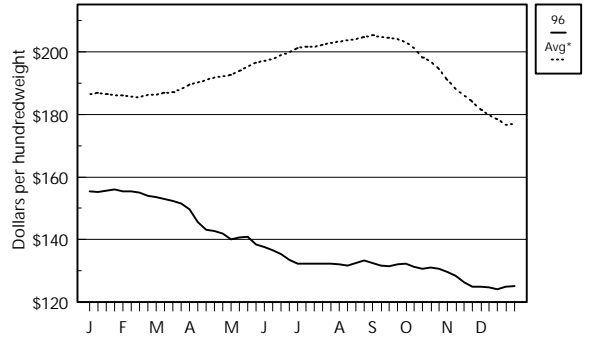
### Fresh 65% Beef Trimmings



### Fresh 50% Beef Trimmings



### 100% Cow Top Rounds



\*Note: Avg = 5-year average (1991-1995)

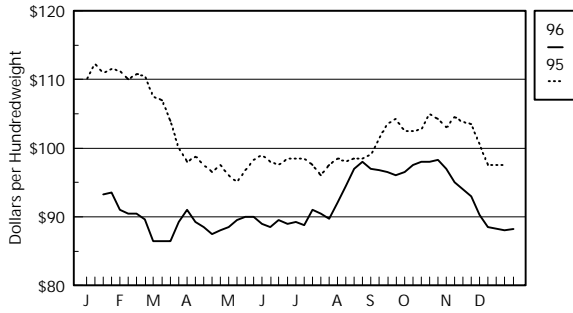
# Imported Processing Beef

Frozen Processing Beef from Australia and New Zealand



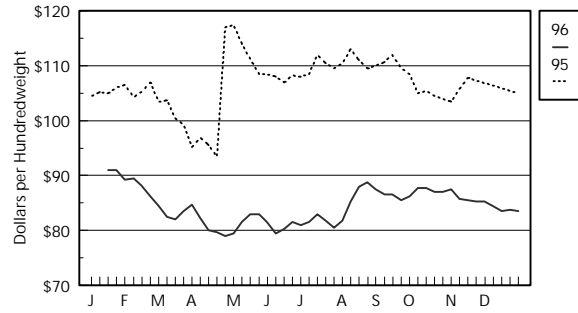
### 95% Boneless Bull

(CAF Ex-Dock East Coast)



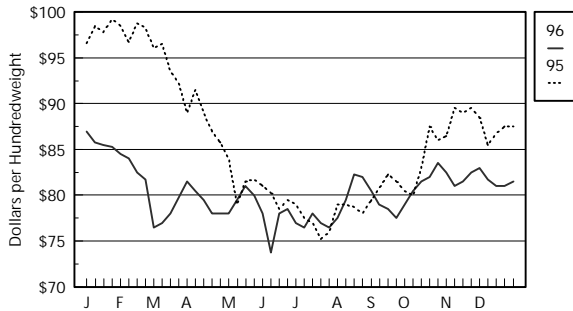
### 90% Boneless Cow

(CAF Ex-Dock East Coast)



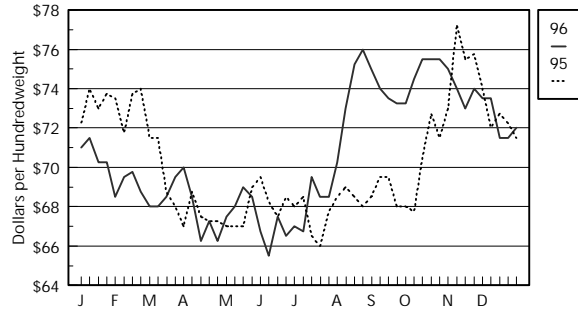
### 85% CFM Fores

(CAF Ex-Dock East Coast)



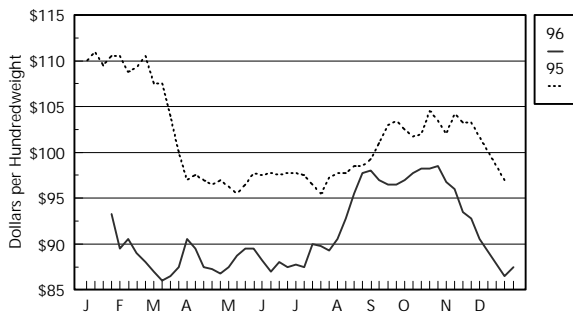
### 75% Trimmings

(CAF Ex-Dock East Coast)



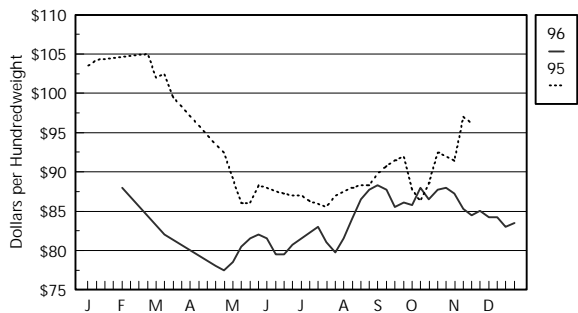
### 95% Boneless Bull

(CAF Ex-Dock West Coast)



### 90% Cow

(CAF Ex-Dock West Coast)



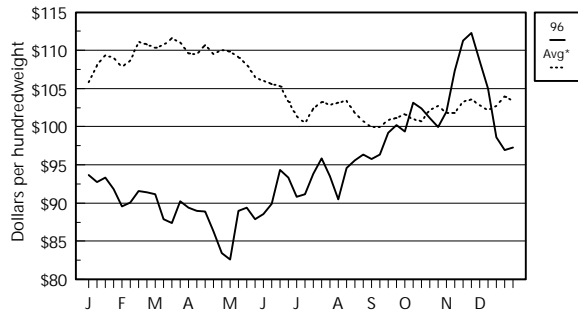


# Beef Carcasses

## Beef Carcass Equivalent Index and Cow Carcasses

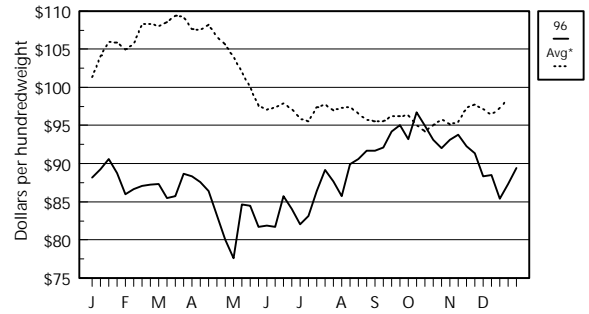
### Choice Beef Carcass Index

700-850 Pounds

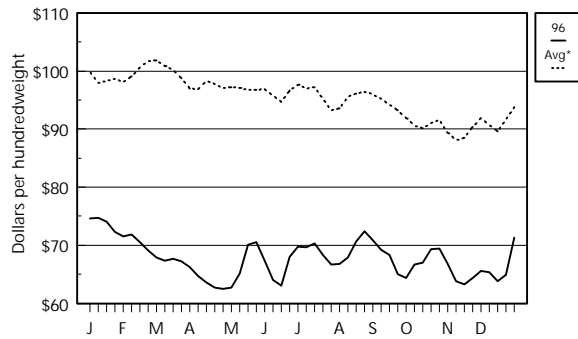


### Select Beef Carcass Index

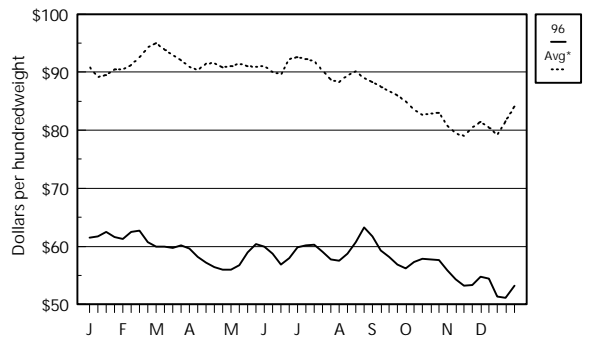
700-850 Pounds



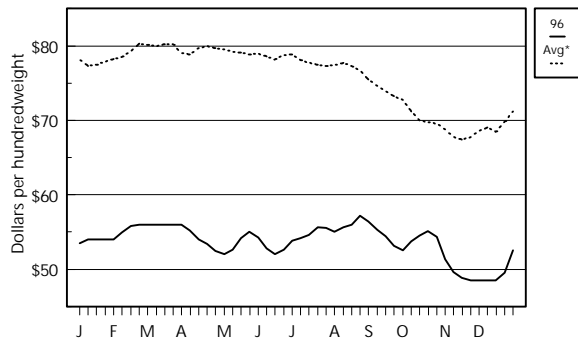
### Cutter Cow Cutout Value



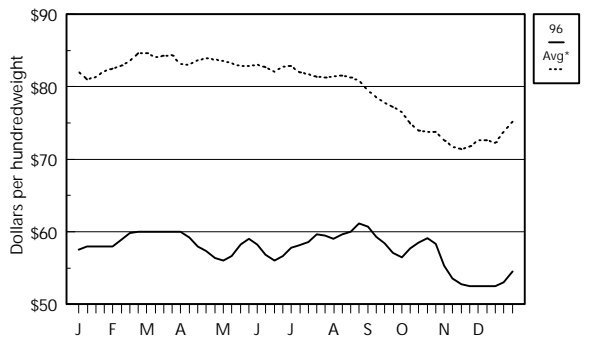
### Cutter Cow Carcass



### Breaking Utility Cow Carcass

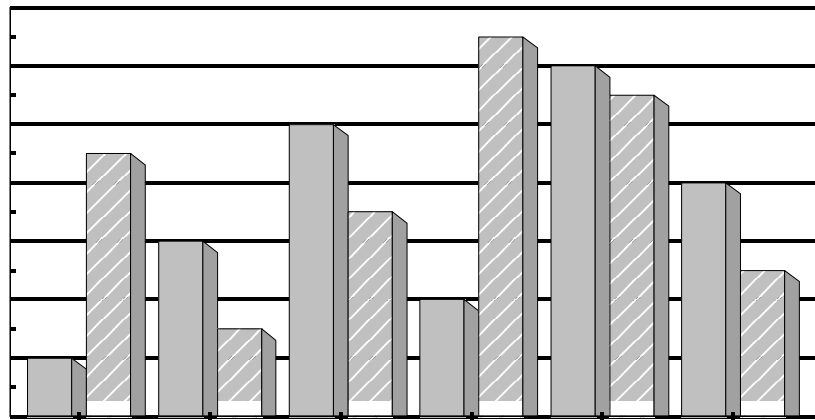
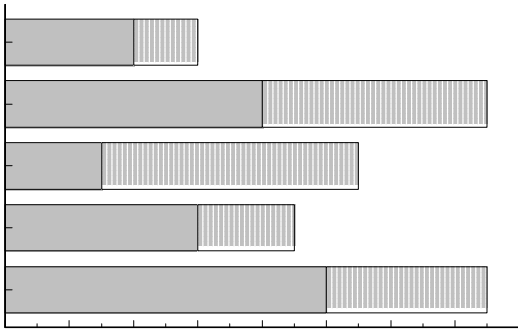
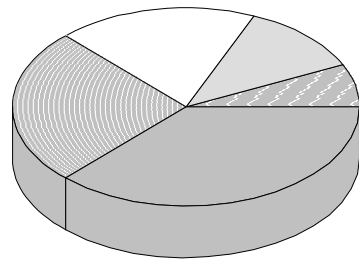


### Boning Utility Cow Carcass



\*Note: Avg = 5-year average (1991-1995)

# Graph Section

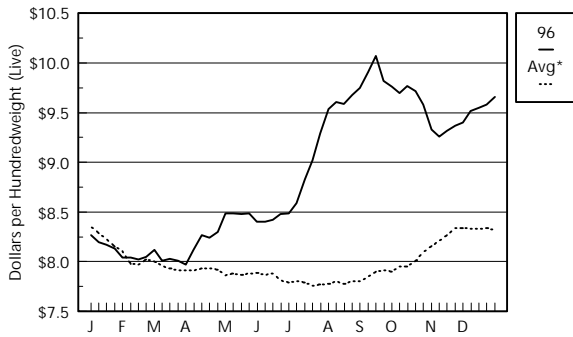


# Beef By-Products

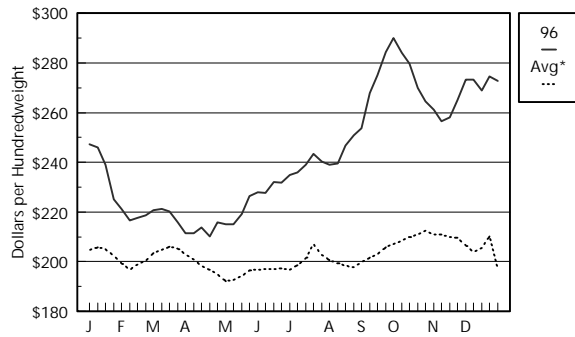
Drop Value, Tallows, and Proteins



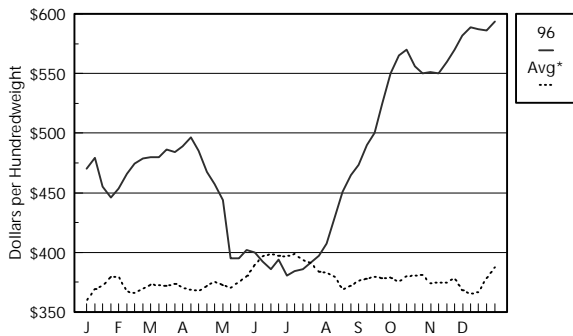
### Beef Drop Value



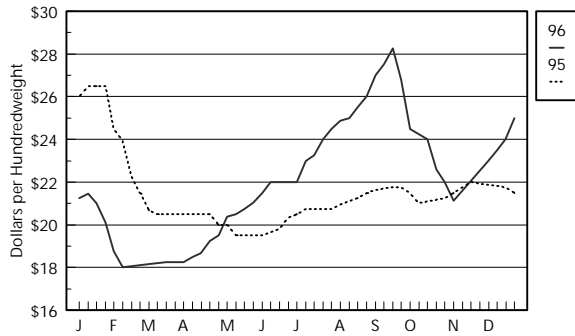
### Central Meat & Bone Meal



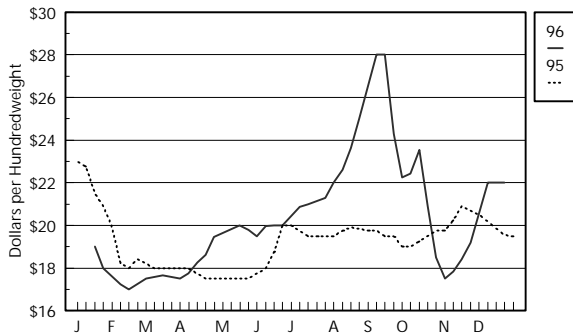
### Central Blood Meal



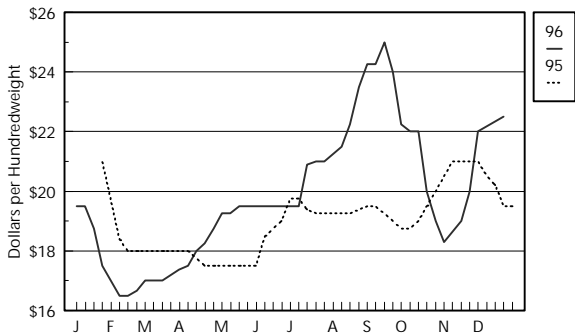
### Chicago Edible Tallow



### Chicago Packer Tallow



### Gulf Packer Tallow



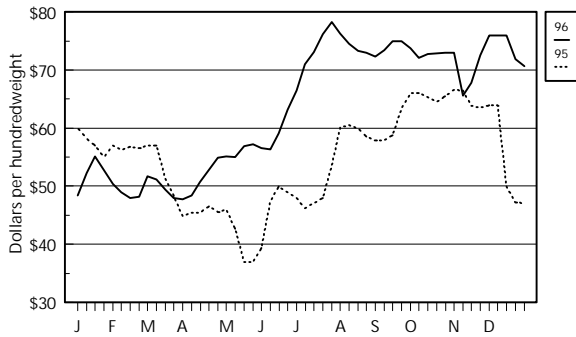
\*Note: Avg = 5-year average (1991-1995)



# Beef By-Products

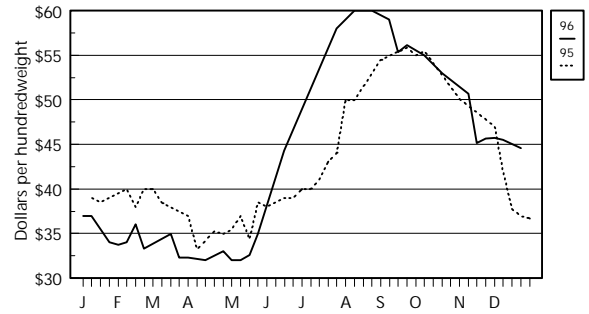
## Beef Variety Meats

### Beef Cheek Meat, Trimmed



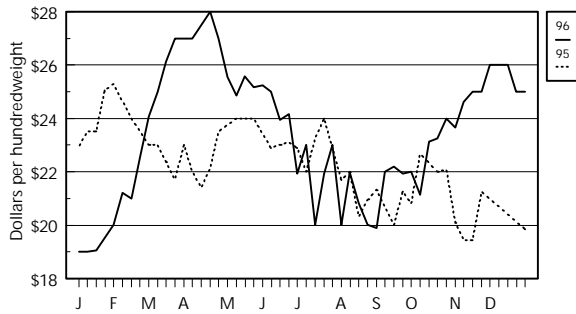
### Beef Head Meat

60-70% Lean



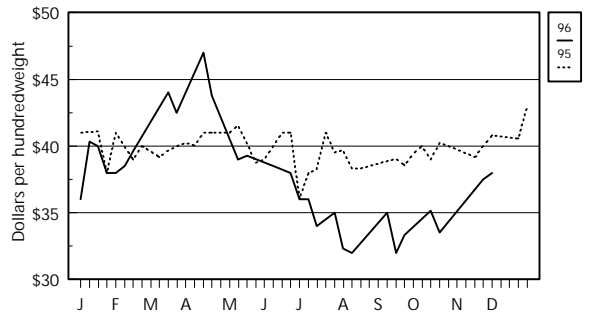
### Regular Beef Hearts

Bone-out

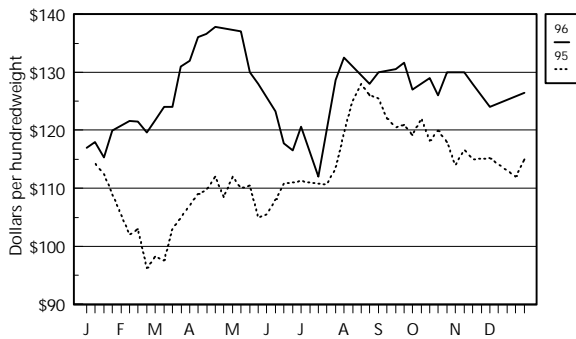


### Selected Export Beef Livers

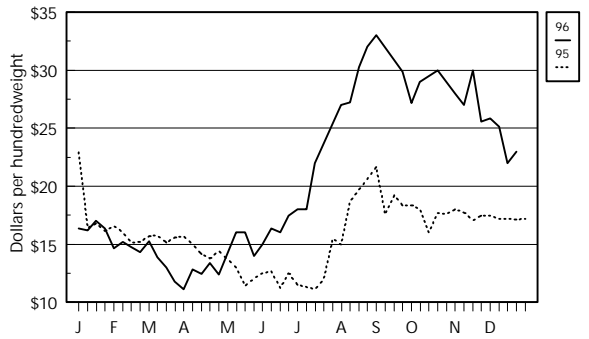
2 per box



### Oxtails



### Scalded Edible Tripe



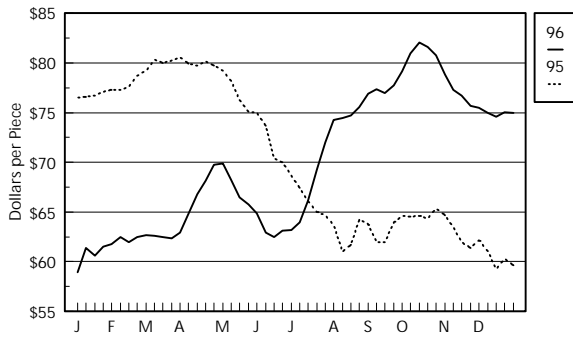
\*Note: Avg = 5-year average (1991-1995)

# Beef By-Products

Major Packer Hides (cured and fleshed)



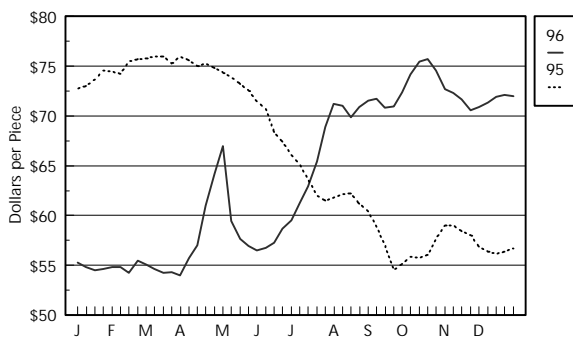
### Heavy Native Steer



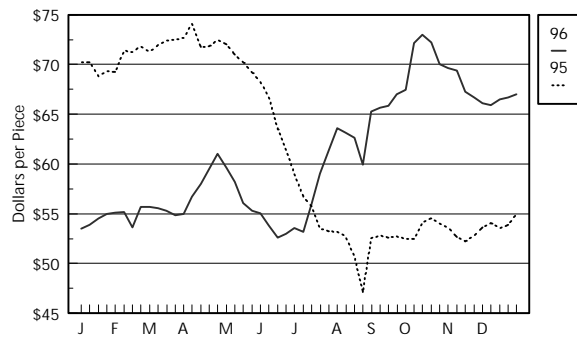
### Colorado Branded Steer



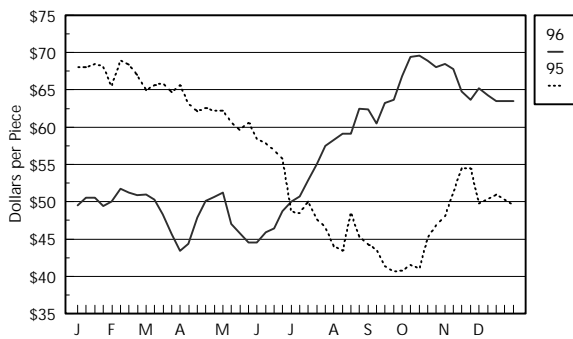
### Butt Branded Steer



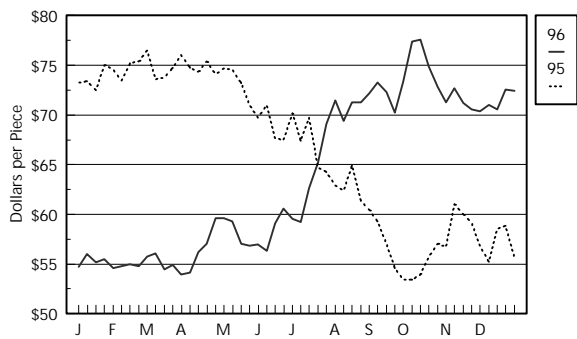
### Heavy Native Heifer



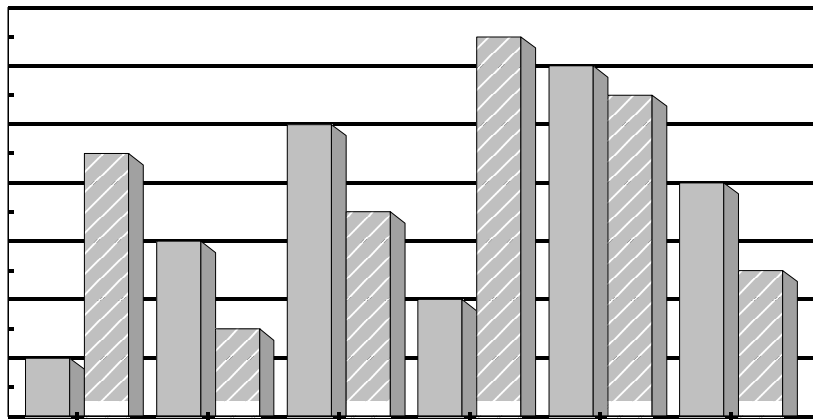
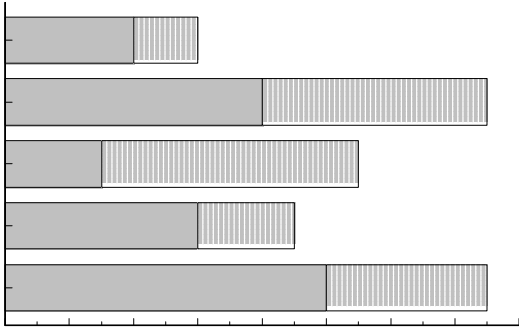
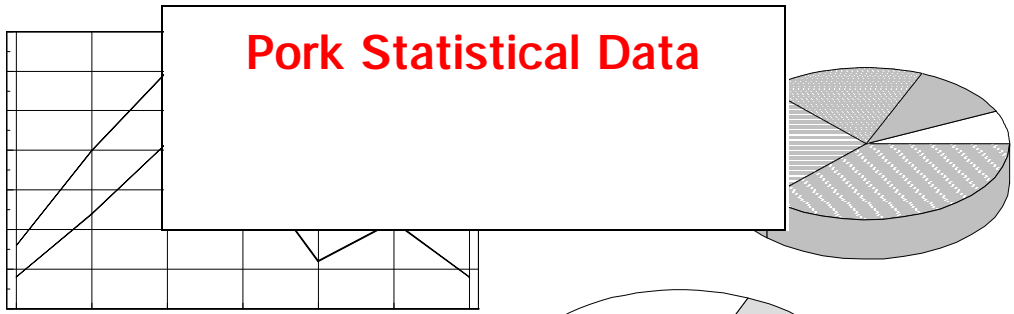
### Branded Heifer, River



### Heavy Texas Steer

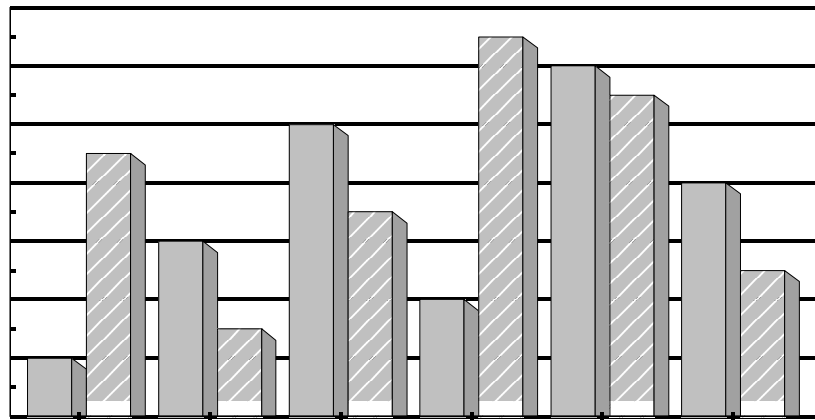
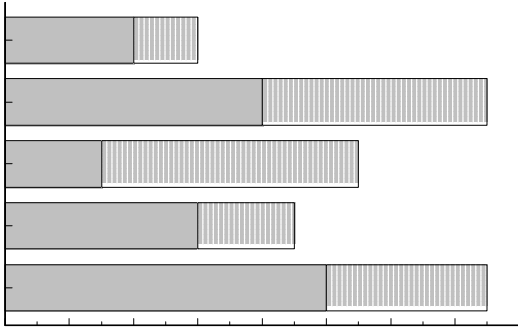
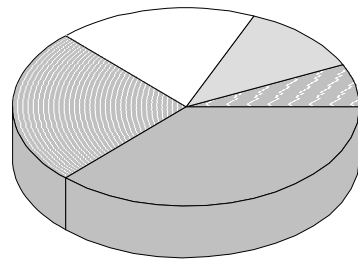
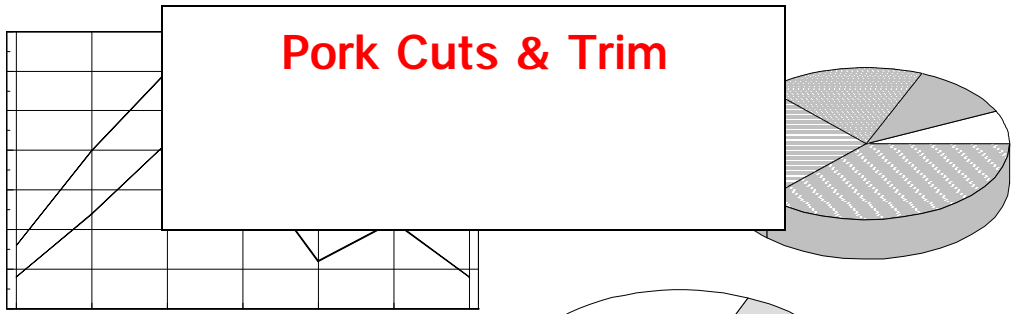


# Graph Section





# Graph Section

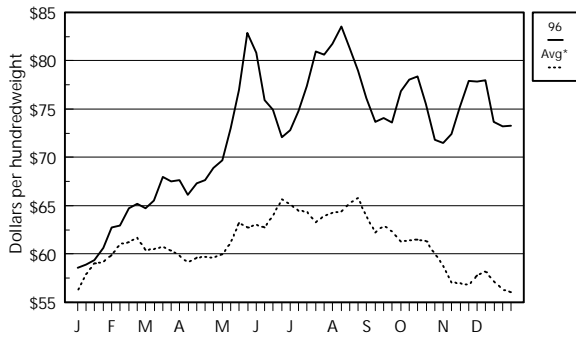




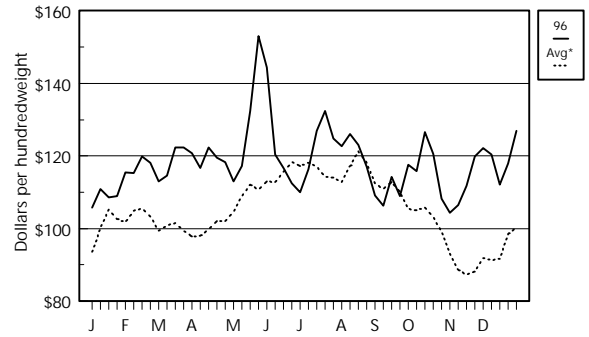
# Fresh Pork Cuts

## Pork Cutout and Fresh Retail Cuts

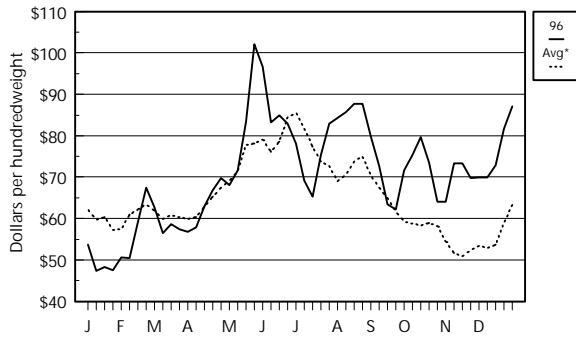
### U.S. No. 2 Pork Cutout



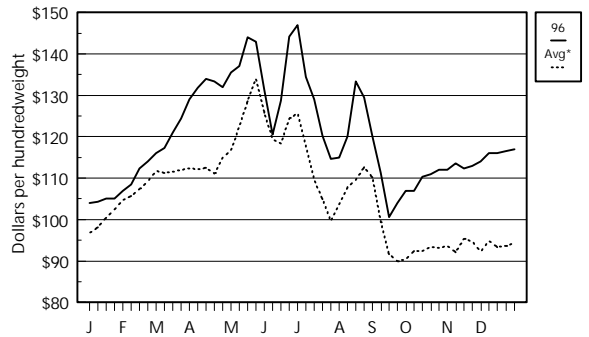
### 14-18# Regular Pork Loin



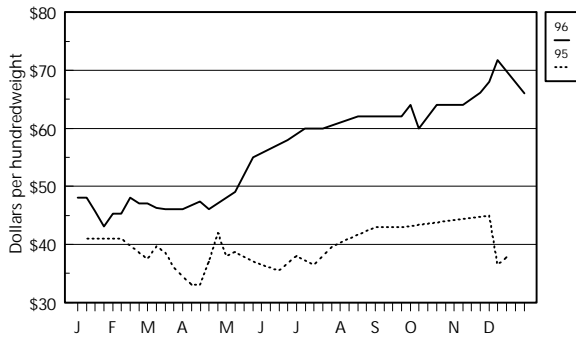
### 4-8# Regular Boston Butts



### 3.5#/Dn Fresh Spareribs

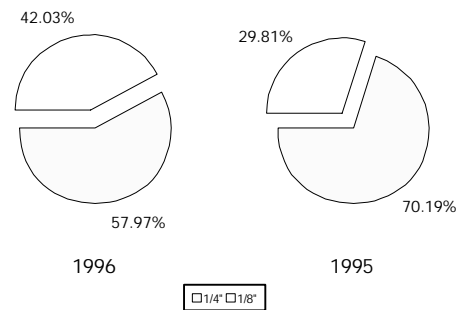


### Smoker Trim Picnics, Regular Shank



### 1/4" vs 1/8" Pork Loin

Reported Yearly Load Breakdown



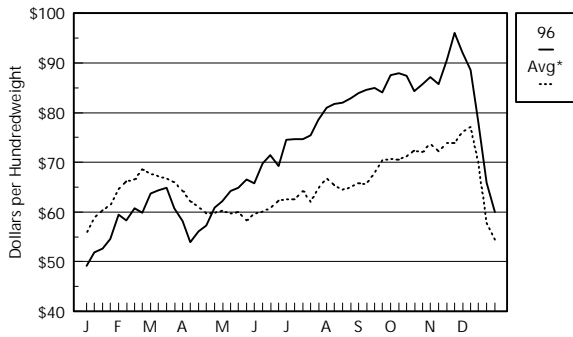
\*Note: Avg = 5-year average (1991-1995)

# Fresh Pork Cuts

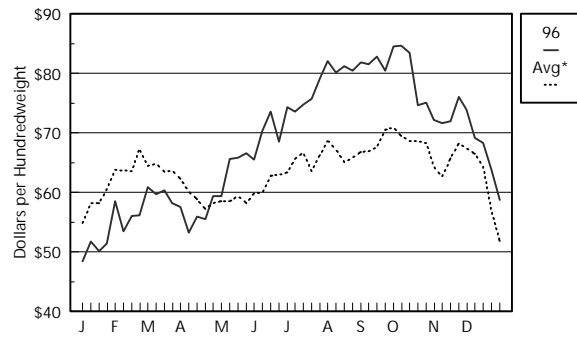
## Processing Cuts



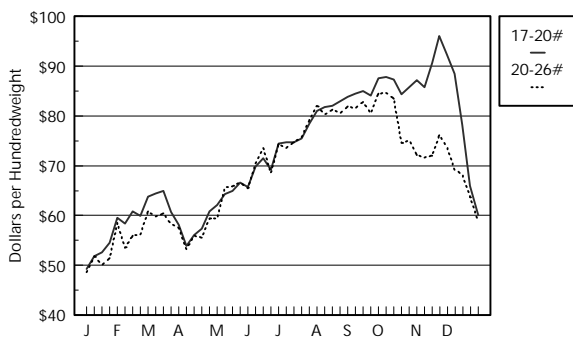
### 17-20# Selected Hams



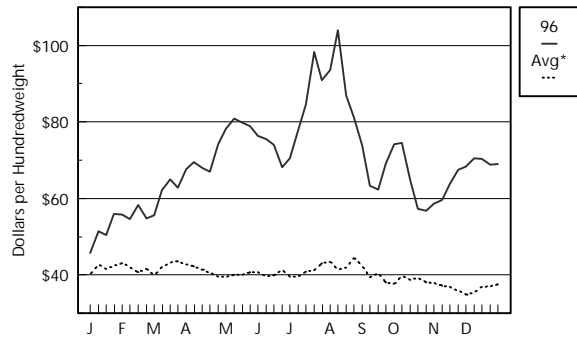
### 20-26# Selected Hams



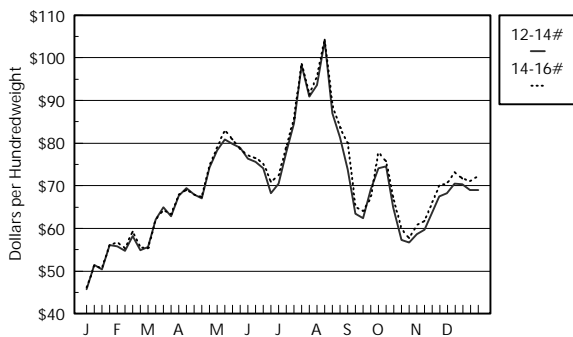
### 17-20# vs 20-26# Selected Hams



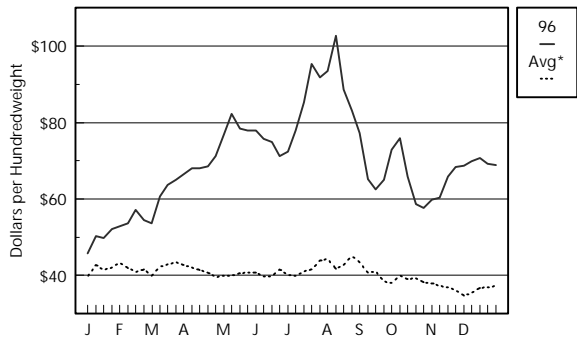
### 12-14# Seedless Bellies



### 12-14# vs 14-16# Bellies



### 16-18# Seedless Bellies



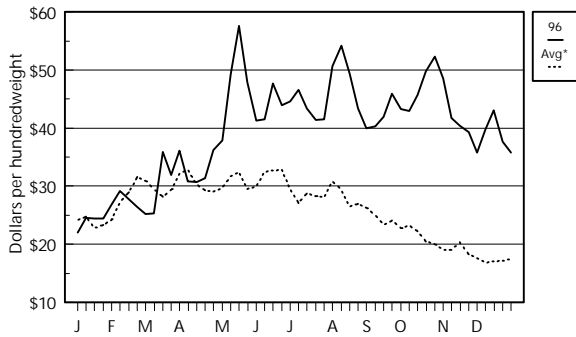
\*Note: Avg = 5-year average (1991-1995)



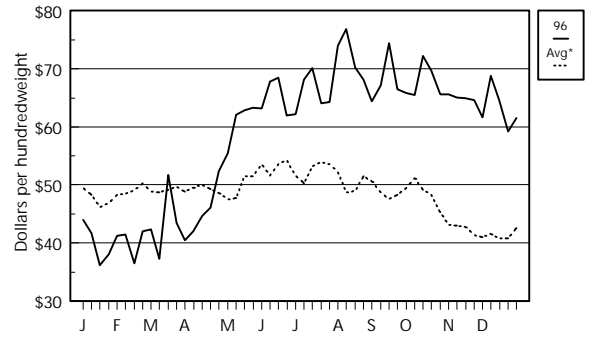
# Fresh Pork Cuts

## Fresh Pork Trimmings

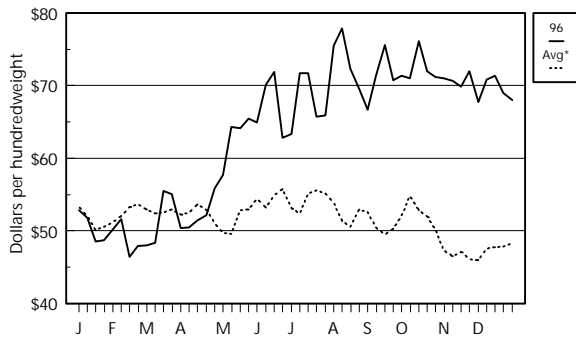
### 42% Fresh Pork Trimmings



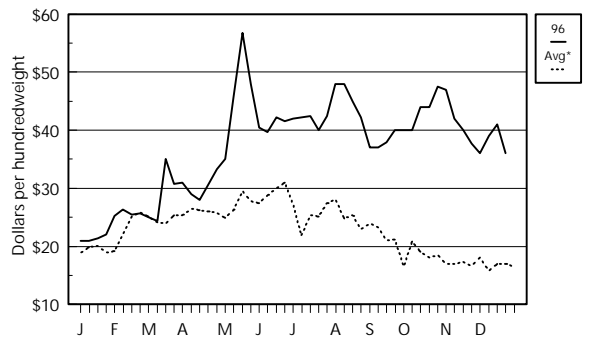
### 72% Fresh Pork Trimmings



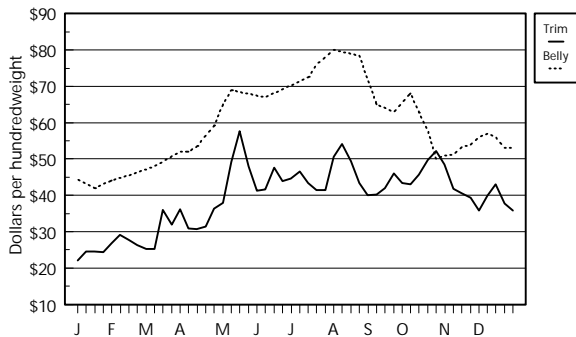
### 72% Fresh Boneless Picnics



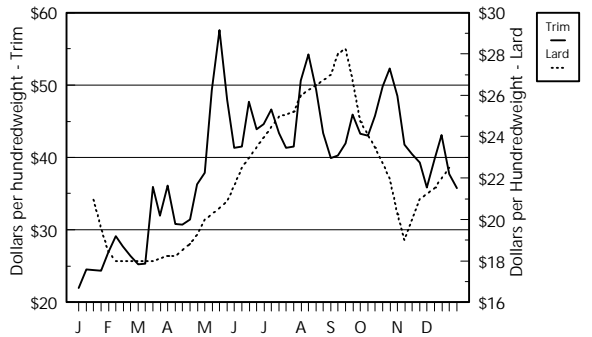
### Fresh Skinned Jowls



### 42% Trimmings vs 20-25# Bellies

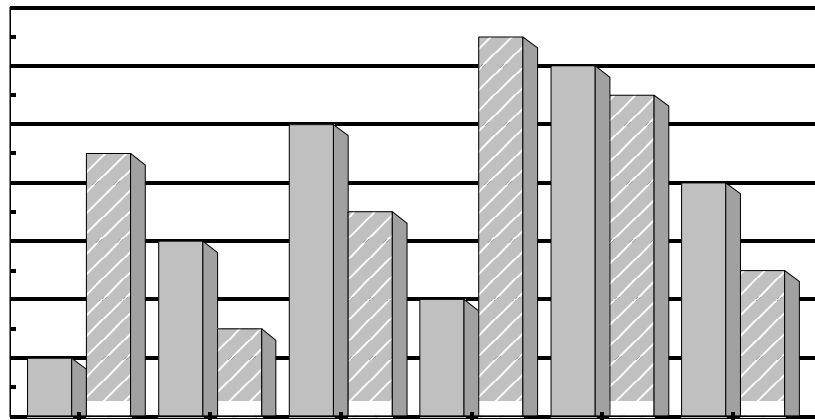
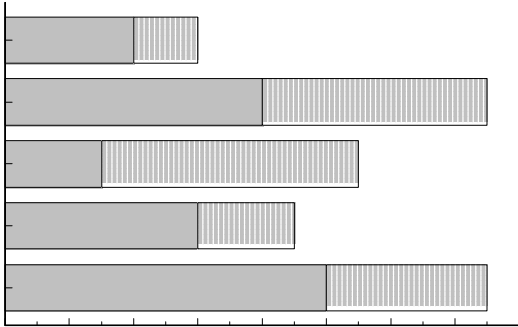
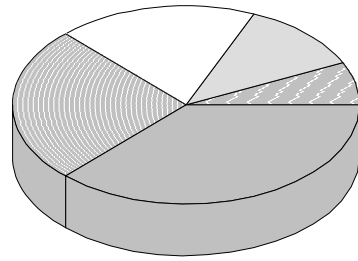
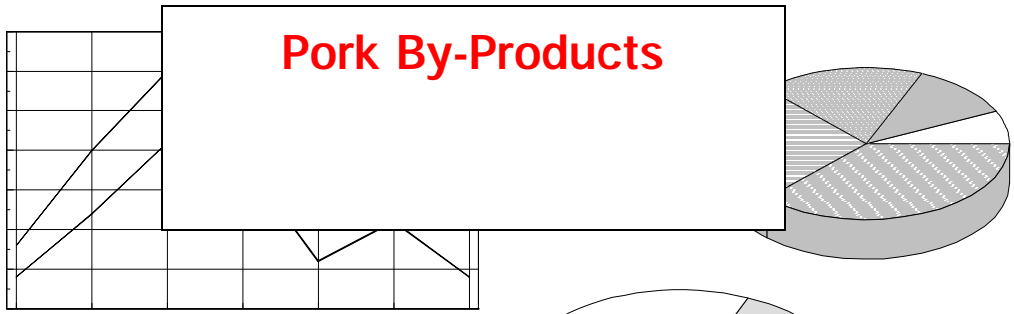


### 42% Trimmings vs Loose Lard



\*Note: Avg = 5-year average (1991-1995)

# Graph Section

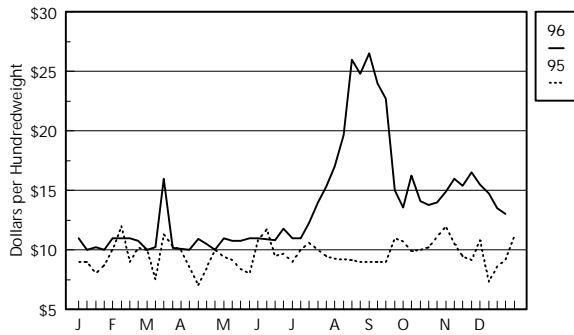


# Pork By-Products

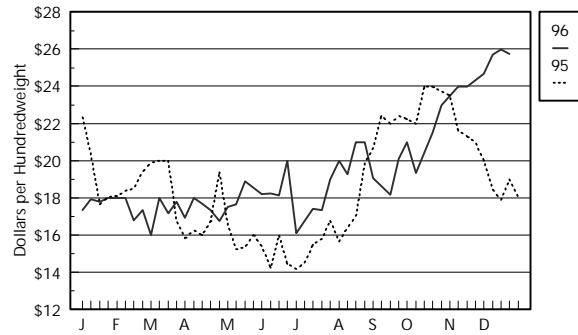
## Pork Variety Meats



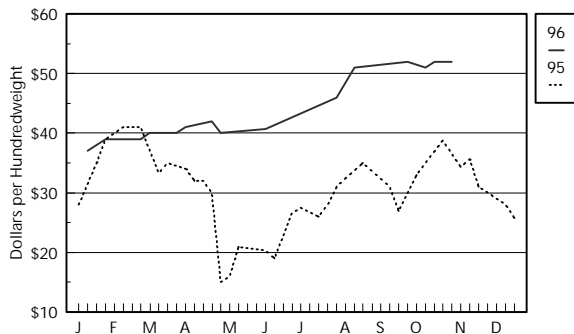
### Neck Bones



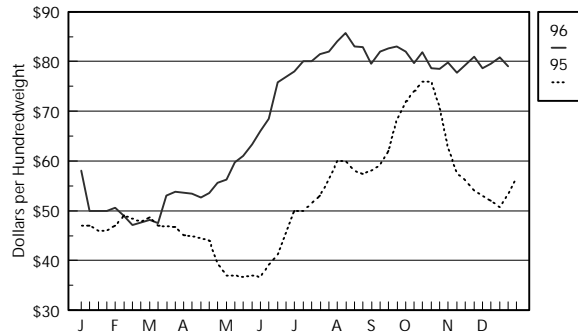
### Pork Feet



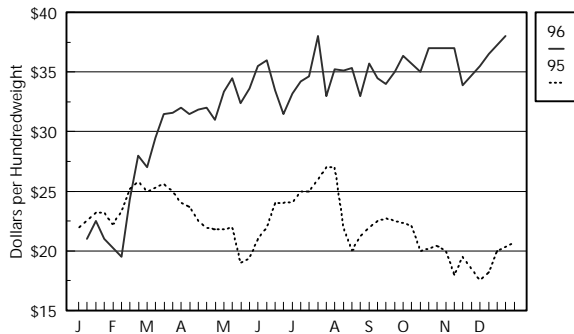
### Pork Tails



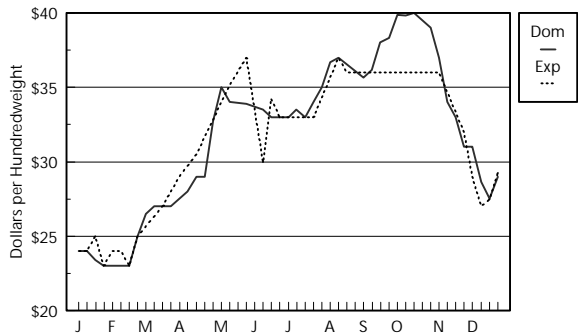
### Cheek Meat



### Partial Lean Snouts



### Hearts - Domestic vs Export

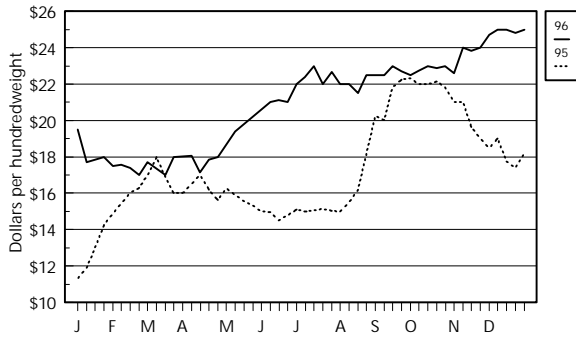




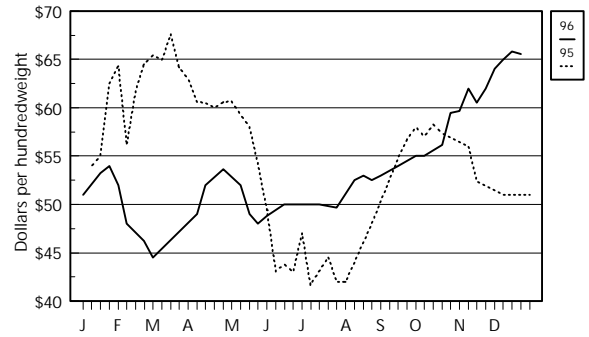
# Pork By-Products

## Pork Variety Meats, Lard, and Grease

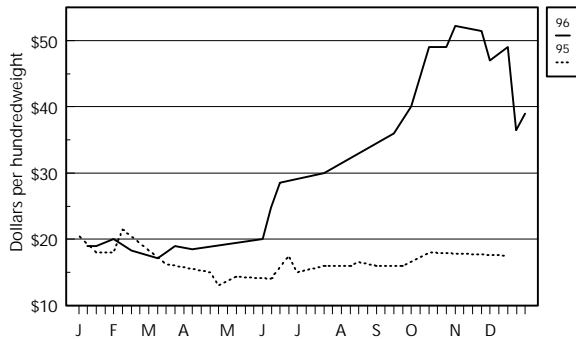
### Pork Salivaries



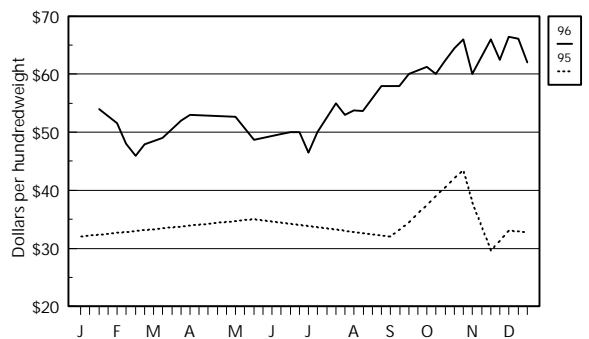
### Pork Stomachs - Small Box



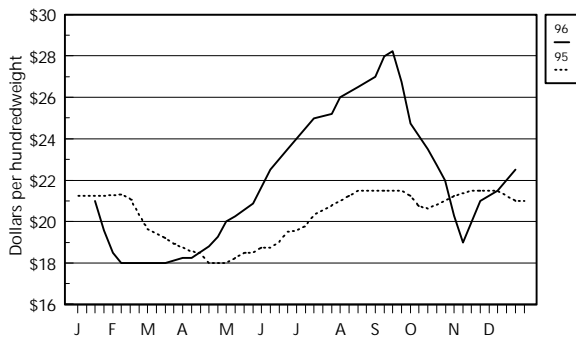
### Pork Hocks



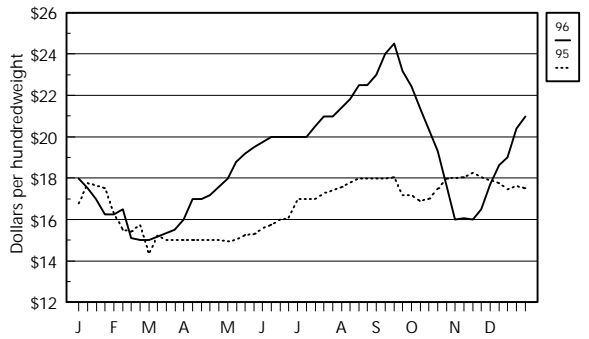
### Chitterlings



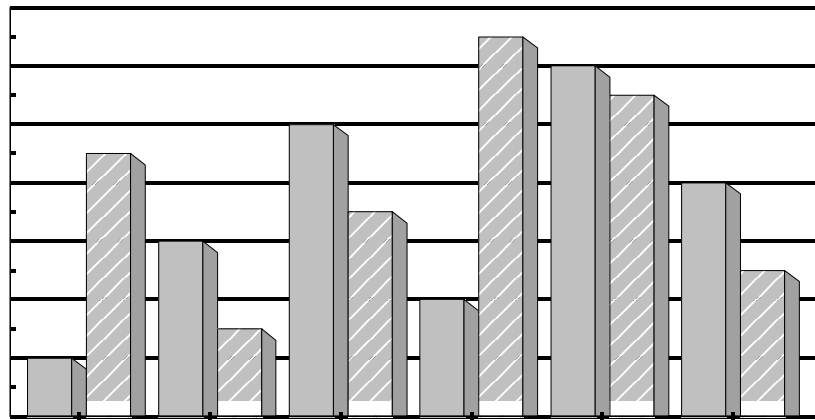
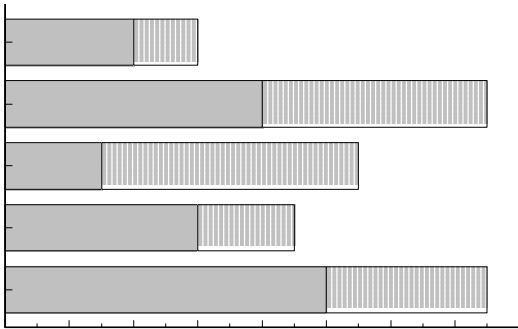
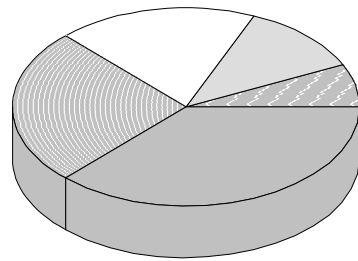
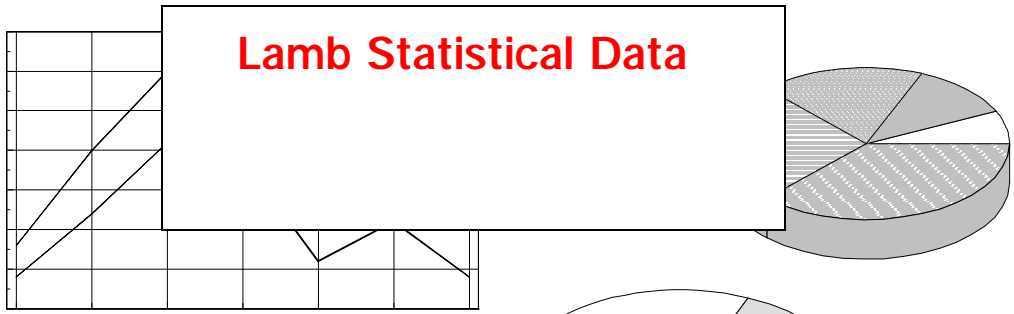
### Loose Lard - Chicago Basis



### Choice White Grease - Central



# Graph Section





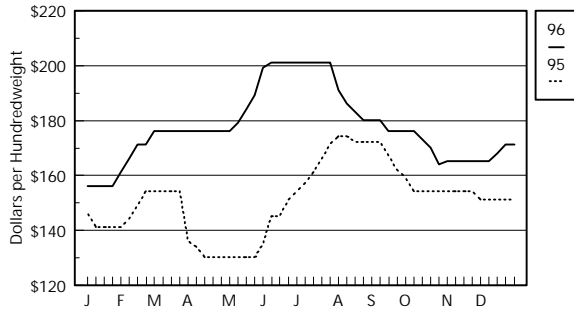
# Lamb Carcass and Cuts

Lamb Carcass, Distributive Cuts and Cutout



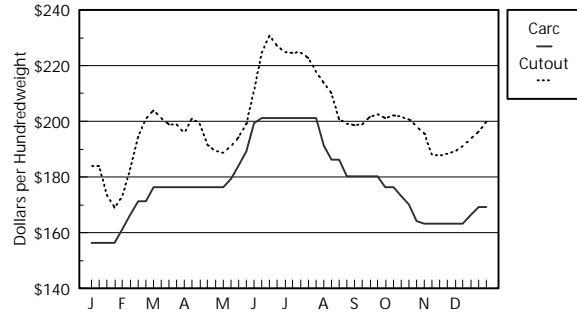
### Lamb Carcass - East Coast Basis

55-65#

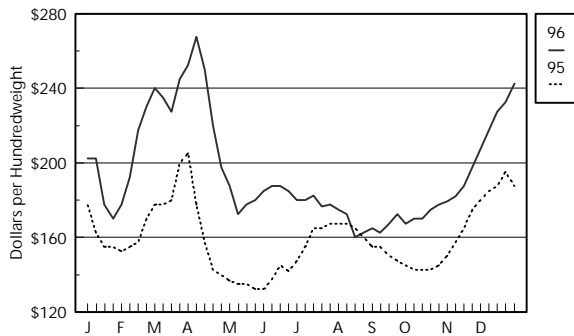


### Lamb Carcass vs Cutout - East Coast

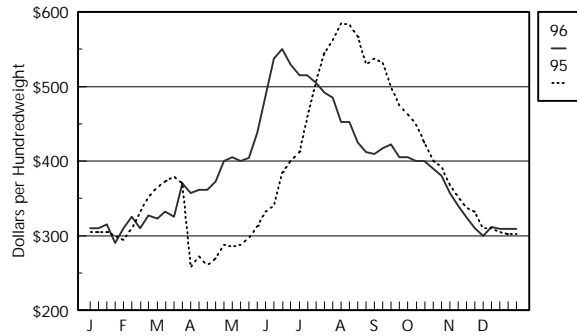
65-75# carcass vs 65#/up Cutout



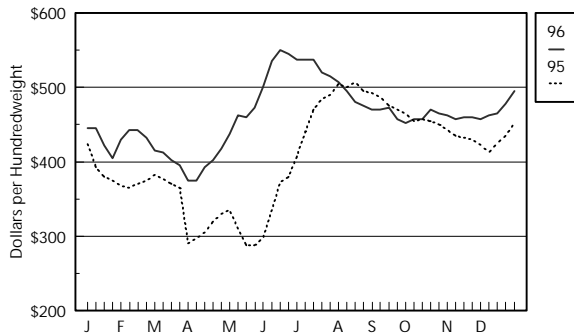
### Double Legs



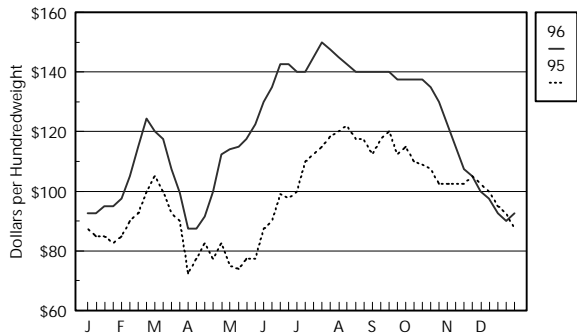
### Trimmed Loins



### Hotel Racks - 7-9#'s



### Cross-Cut Chucks

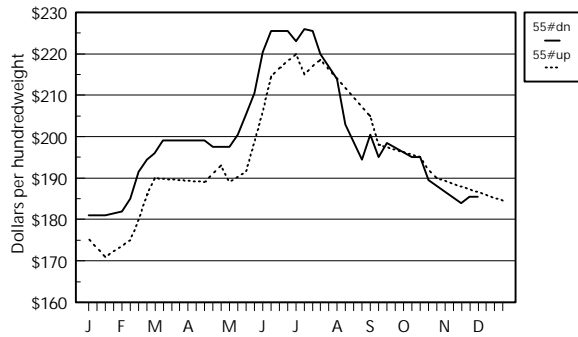




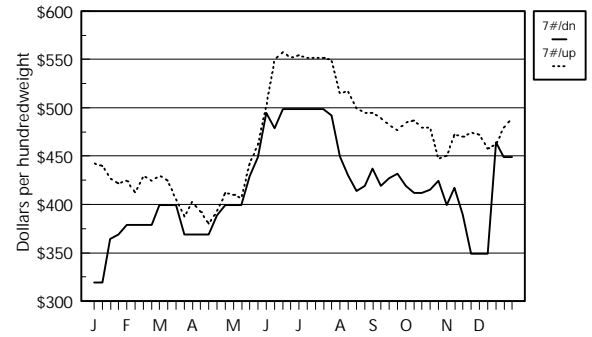
# Lamb Cuts

## Boxed Lamb Cuts

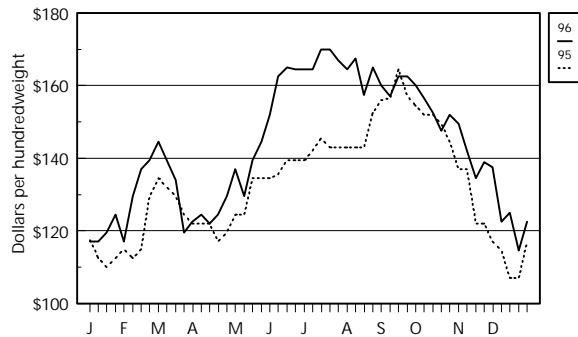
### 3-Way Carcass



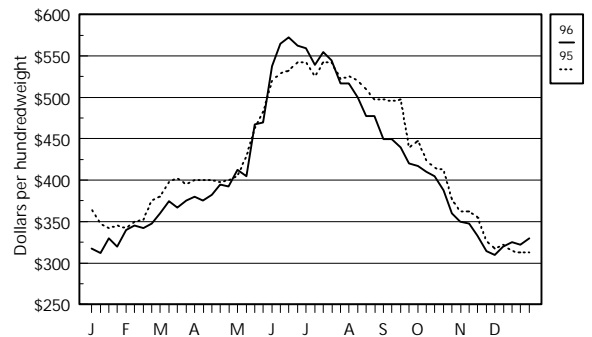
### 8-Rib Racks



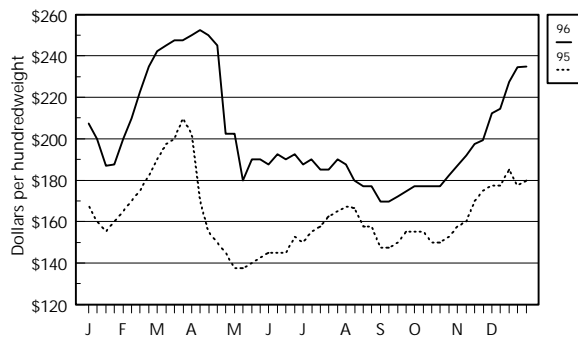
### 4-Rib Square-Cut Chuck



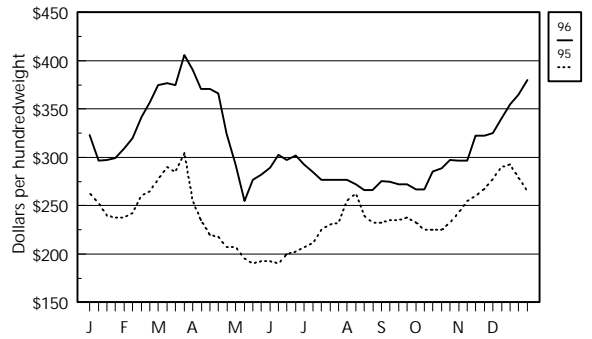
### Trimmed 4x4 Loins



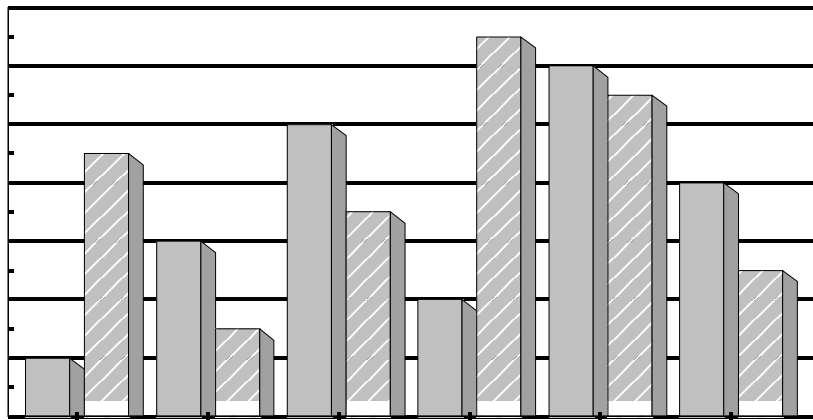
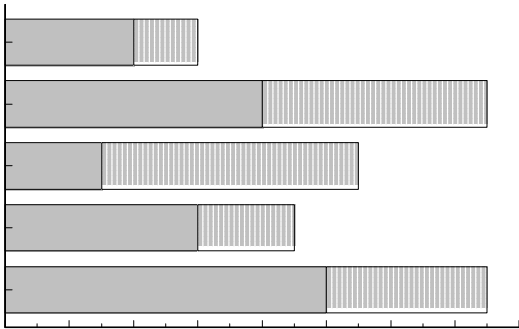
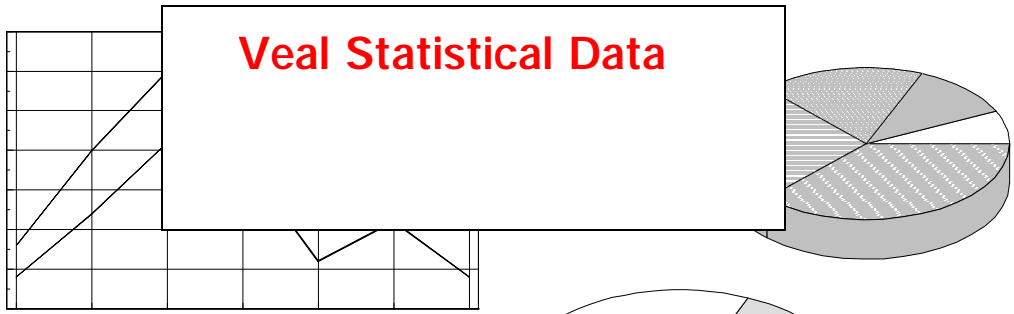
### Double Trotter-On Legs



### Single Boneless Legs



# Graph Section



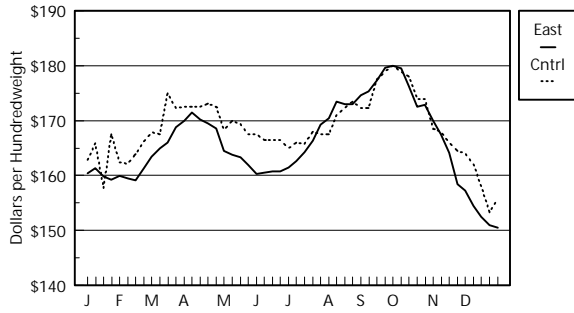
# Veal Carcass and Cuts

## Veal Carcass and Distributive vs Boxed Cuts



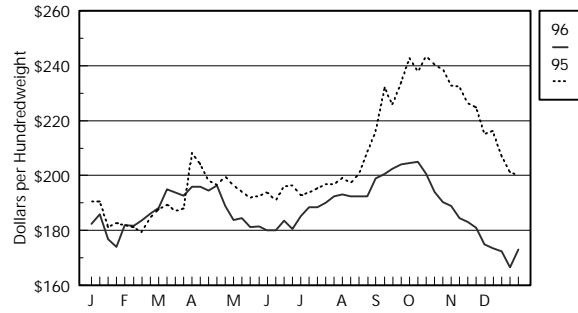
### Hide-On Veal Carcass

Northeast vs North Central Basis



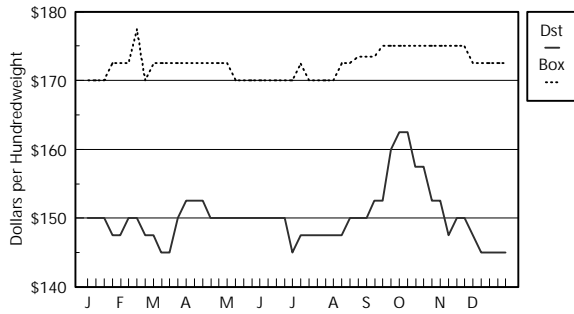
### Hide-Off Veal Carcass

North Central Basis



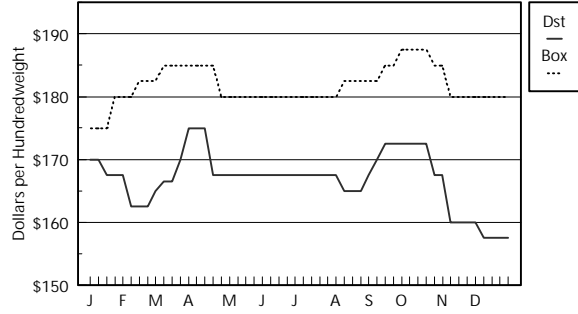
### Forequarters

Distributive vs Boxed



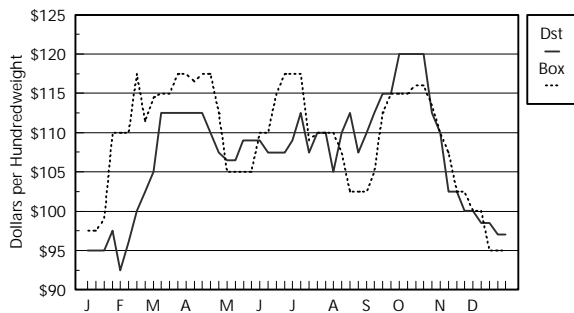
### Kosher Forequarters

Distributive vs Boxed



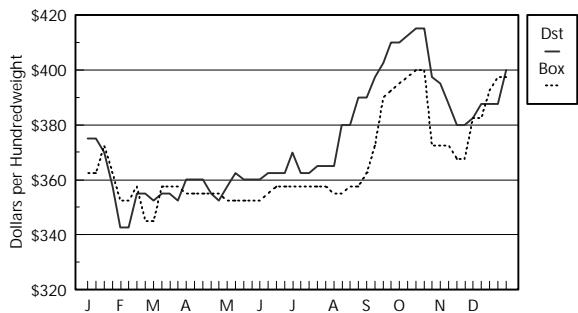
### Square-Cut Chucks

Distributive vs Boxed



### 7-Rib Veal Rack

Distributive vs Boxed



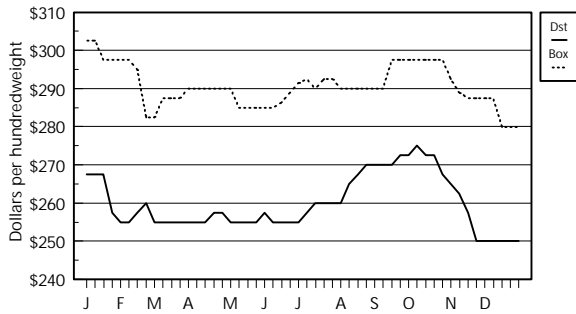


# Veal Cuts

## Distributive vs Boxed Veal Cuts

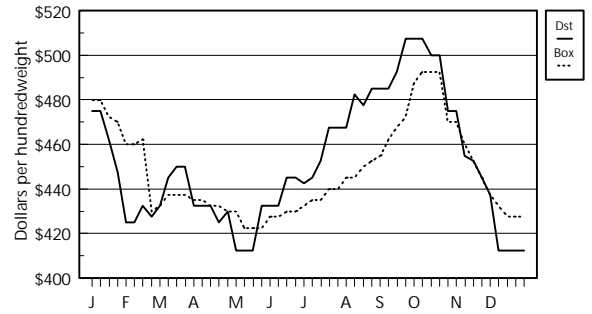
### Hindquarters

Distributive vs Boxed



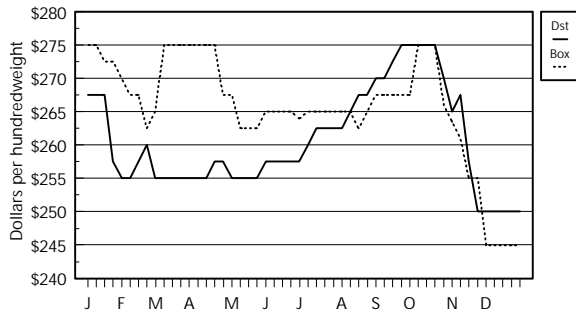
### Trimmed 4 x 4 Loins

Distributive vs Boxed



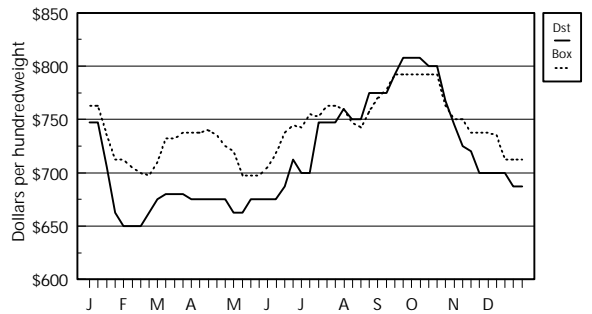
### Legs of Veal

Double Distributive vs Single Boxed

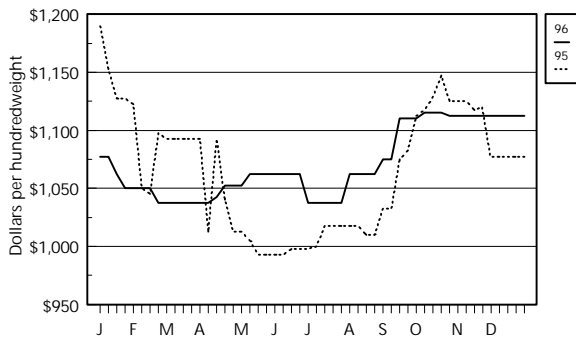


### Top Inside Rounds

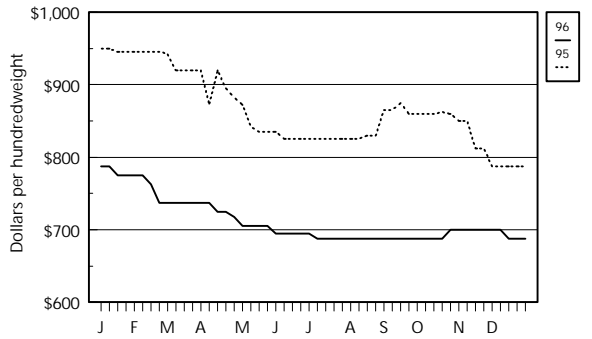
Distributive vs Boxed



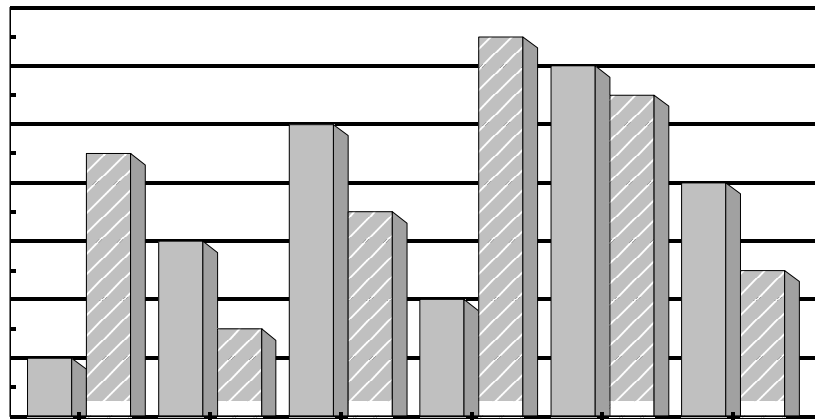
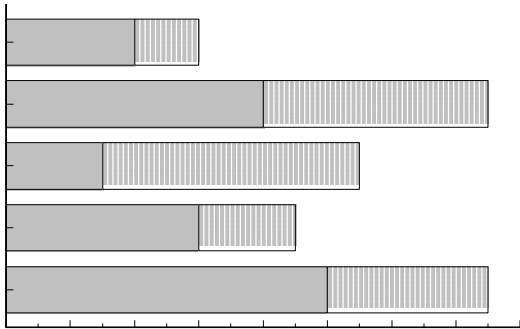
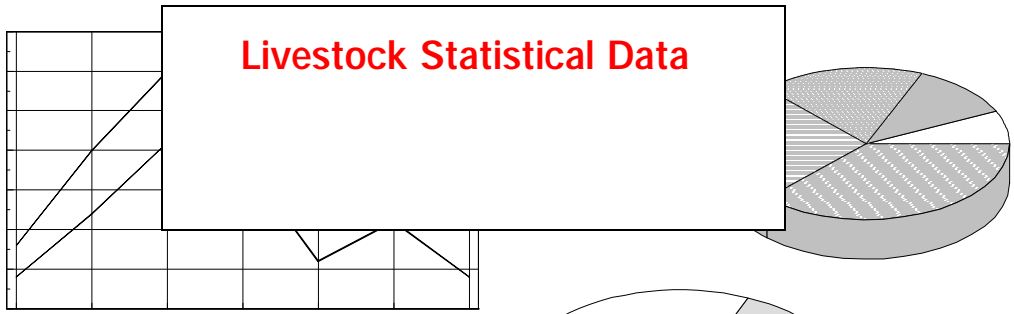
### Veal Ribeyes - Boxed Basis



### Veal Butt Tenders - Boxed Basis



# Graph Section

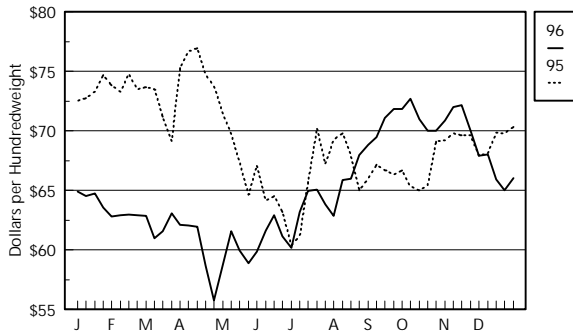


# Live Cattle

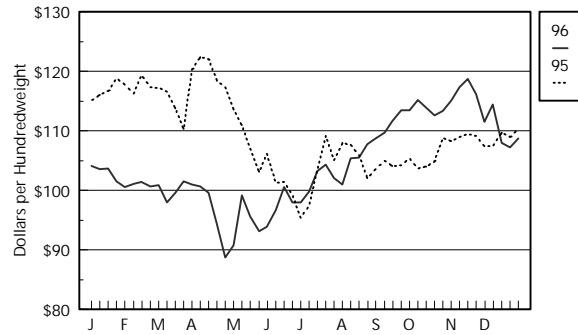
## 5-Area Direct Cattle Market



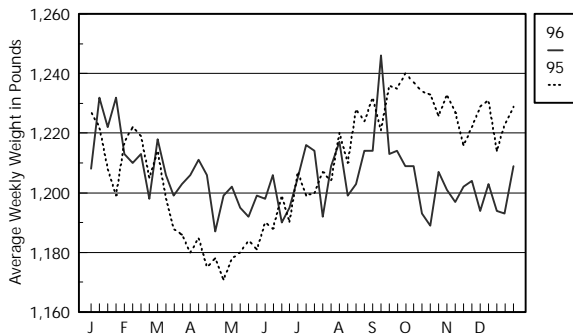
### Live Steer Price



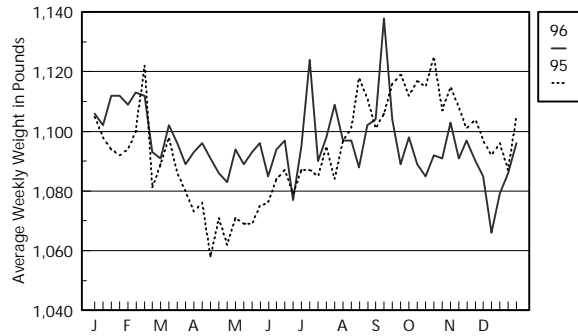
### Dressed Steer Price



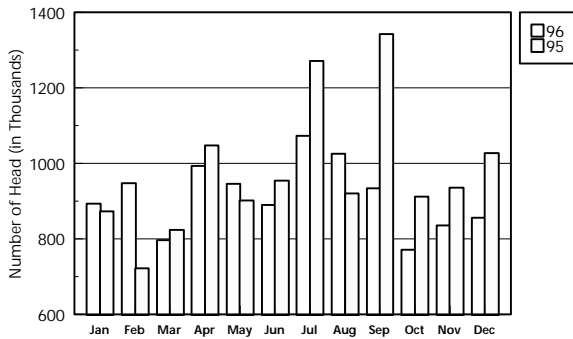
### Live Steer Weight



### Live Heifer Weight

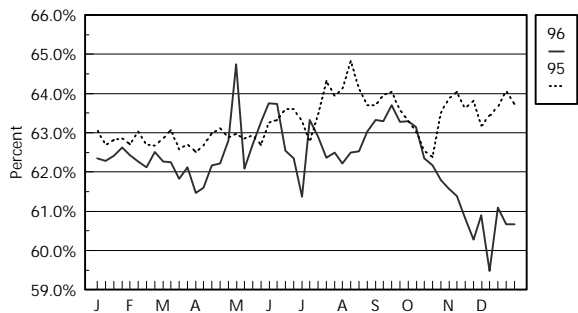


### Total Weekly Head Count



### Steer Dressing Percentage

(Calculated from Price Data)



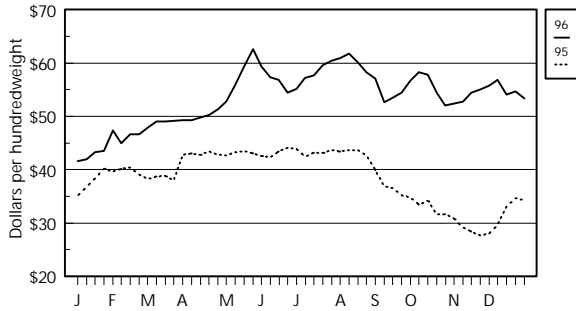


# Live Hogs and Sheep

## Iowa-Southern Minnesota Direct Hog Auction and Direct Sheep Markets

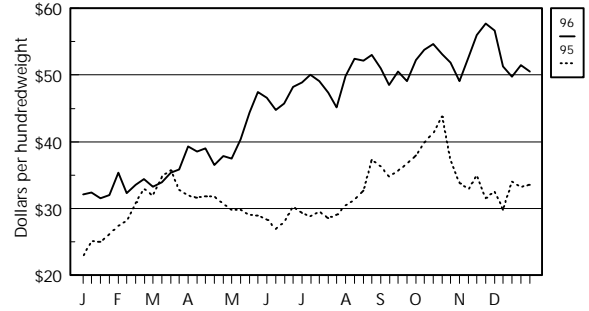
### Iowa Direct Hog Price

US 1-3 230-250#

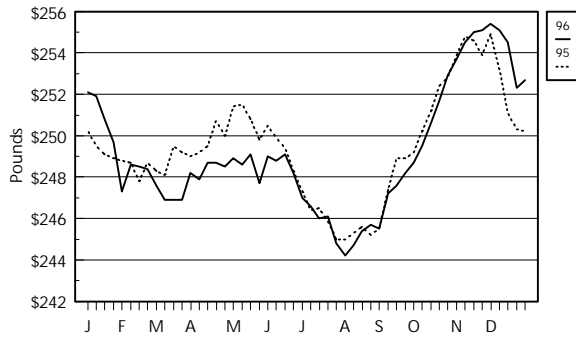


### Iowa Direct Sow Price

US 1-3 500-600#

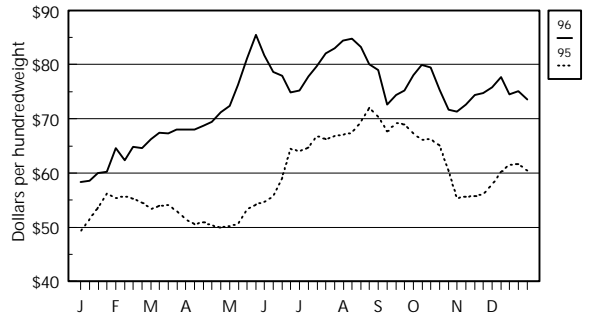


### Iowa Direct Hog Weights

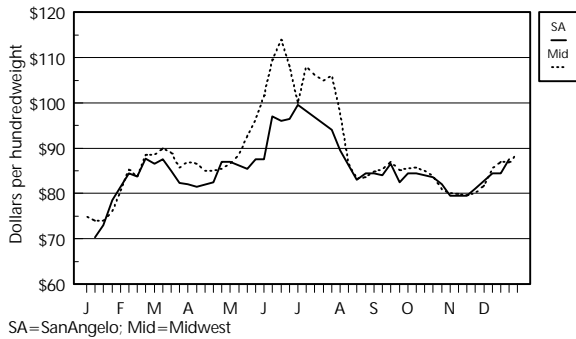


### Western Cornbelt Carcass Lean Value

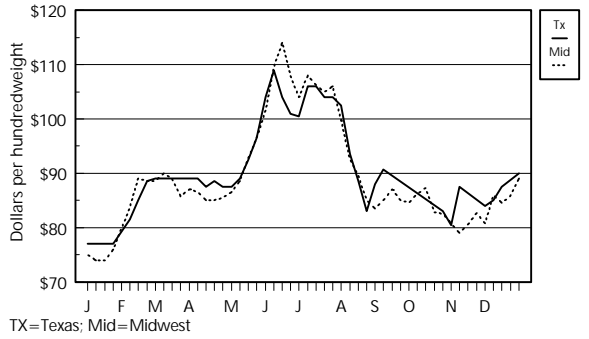
170-191# Carcass - 49-50% Lean



### Auction Sheep Prices

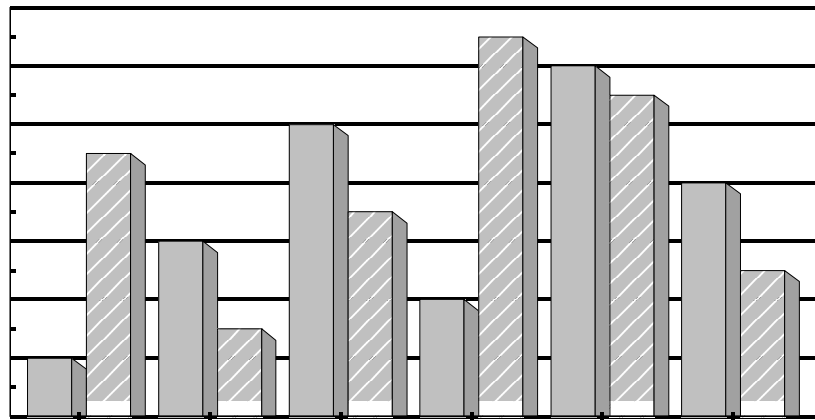
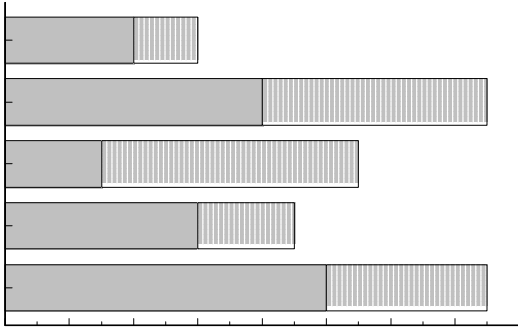
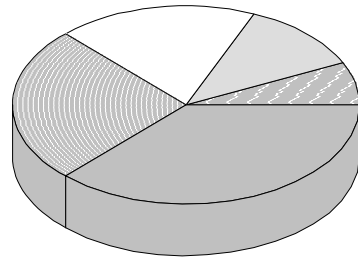


### Direct Sheep Prices





# Graph Section

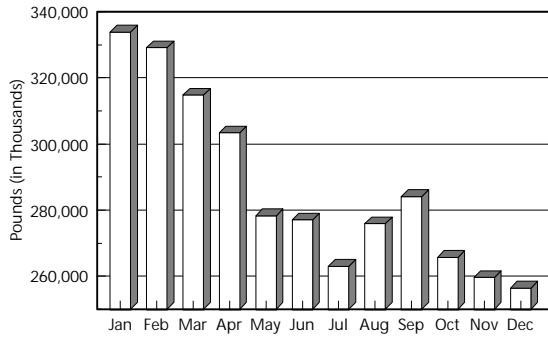


# Stocks in Cold Storage

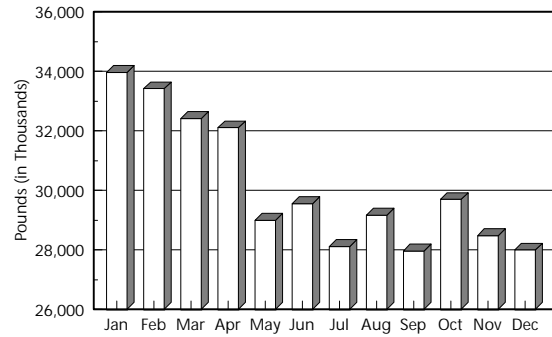
Beef and Pork Product held in Cold Storage by Month



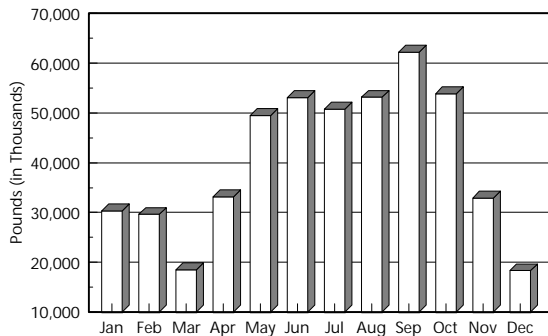
### Boneless Beef



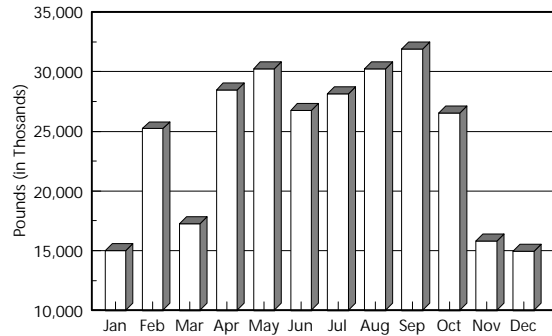
### Beef Cuts



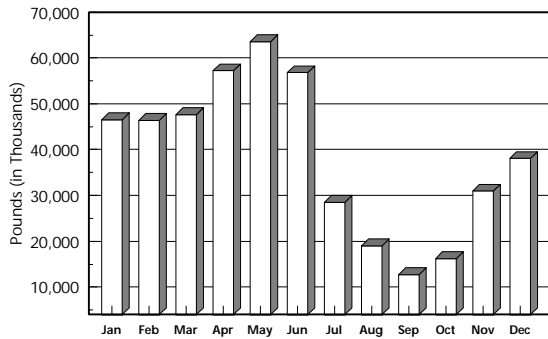
### Bone-in Hams



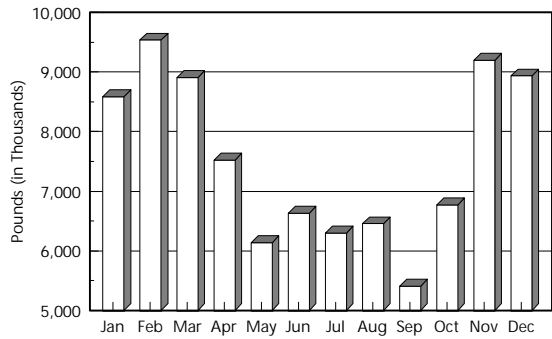
### Boneless Hams



### Bellies



### Bone-In Pork Loins

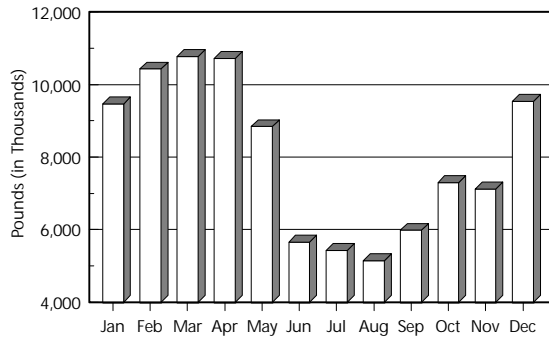




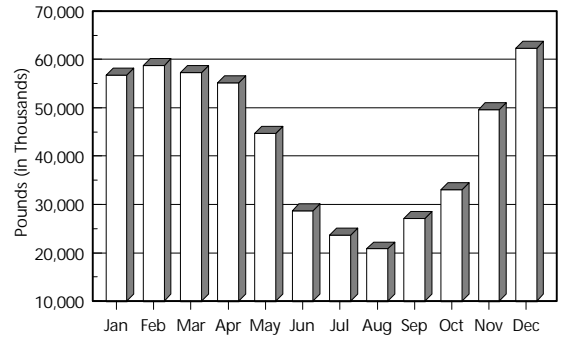
# Stocks in Cold Storage

## Pork, Lamb, and Veal Product held in Cold Storage by Month

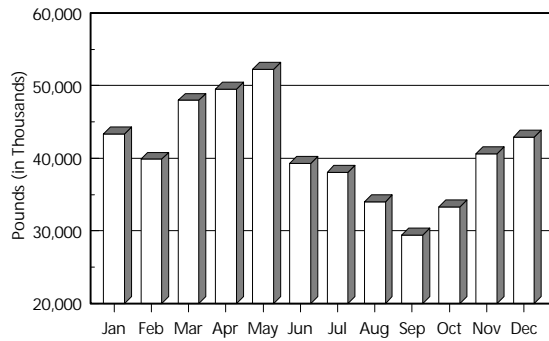
### Boston Butts



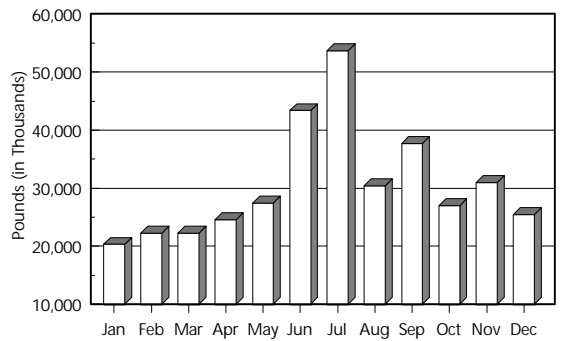
### Spareribs



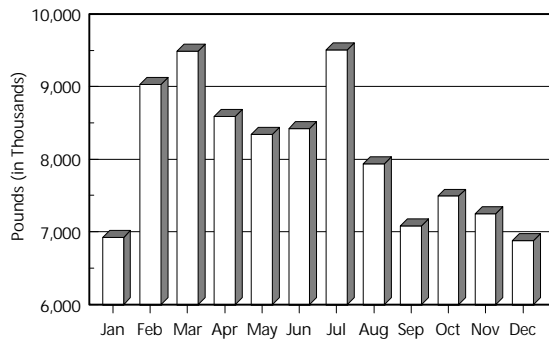
### Pork Trimmings



### Pork Variety Meats



### Veal



### Lamb and Mutton

