

1999

NATIONAL CARLOT MEAT TRADE
REVIEW

Meat, Livestock, & Slaughter Data



Livestock and Seed Program
Livestock and Grain Market News Service
Des Moines, Iowa



The 1999 edition of the *National Carlot Meat Trade Review* marks the end of an era for the U.S. red meat industry in more ways than one. Depending on the point of view, 1999 marks the end of the twentieth century. As the century began, huge terminal markets dominated livestock procurement and meat was shipped in carcass form. USDA's Livestock and Grain Market News Service didn't exist, being created in 1916. At the close of the twentieth century, nearly all of the old terminal markets have become distant memories with the few still in operation mere shadows of their former selves. Beef and pork is no longer shipped in carcass form and the age of the "retail-ready" cuts is becoming well established. Livestock Market News, at 84 years of age, continues to undergo change in a never ending quest to provide timely, accurate, and unbiased market information.

1999 marks the end of an era in another way. For all of its 84 years of existence, Livestock Market News has relied upon voluntary cooperation from the livestock and red meat industry to provide market information. Now, as the twenty-first century dawns, new legislation mandating reporting of livestock and livestock products will change Market News forever.

Where the year 2100 finds the industry is anyone's guess but it is almost certain that there will still be a red meat industry and the need for reliable, timely, accurate, and unbiased market information.

The Agricultural Marketing Service continues to work closely with the industry to address the rapid pace of change in the marketplace so that we can provide information useful to the daily marketing of meat and livestock commodities. The bulk of the information found in this book is the direct result of the day-to-day support and cooperation shown by industry members towards the Agricultural Marketing Service and its programs. AMS is the originating source for nearly all market information available today due in no small part to this excellent cooperation.

The material found within the pages of this book is only a small part of that which is available. Market information and statistics are kept for all commodities on which we report and are obtainable by request from our office in Des Moines, Iowa.

We appreciate this opportunity to serve you and hope that this book proves useful in the coming year. Please feel free to contact our office if we can ever be of service.

Sincerely,

The Staff of the Livestock and Grain Market News Service's Des Moines, Iowa Office

Michael G. Erwin
National Meat Reporting Supervisor

Michael E. Sheats
OIC, Meat Reporting

Lucy Clark
Charlie Gledhill
John Goetz
Marilyn Holloman
Marj Hunt
Larry Johnson
Morey Juhlin

Debra Kasperek
Peggy Lanscak
Amy Levy
Michael Lynch
Darold Mapes
Julius Moody
Susie Moore

Jodie Pitcock
Donna Purdy
Michael Schrader
Chris Sommers
Bill Sumpter
Bruce Thomas
Lamar Yawn

Contents

Section 1 – Livestock and Meat Statistics Table

Actual Slaughter Under Federal Inspection	
All Cattle, Steer, and Heifer	1-1
All Cows, Bulls and Stags	1-2
All Hogs	1-3
All Sheep, Veal and Calves	1-4
Daily Slaughter – Cattle and Calves	1-5
Daily Slaughter – Hogs and Sheep	1-6
Livestock Inventory	1-7
U.S. Slaughter by Region	1-8
National Steer and Heifer Estimated Grading Percent	1-9
National Summary of Meats Graded	1-10
Beef Market Statistics	
Boxed Beef Cutouts and Load Breakdown	1-11
Boxed Beef Composite Primal Values – Choice	1-12
Boxed Beef Composite Primal Values – Select	1-13
Boxed Beef Rib Cuts	1-14
Boxed Beef Chuck Cuts	1-15
Boxed Beef Chuck Cuts	1-16
Boxed Beef Chuck and Brisket Cuts	1-17
Boxed Beef Round Cuts	1-18
Boxed Beef Round Cuts	1-19
Boxed Beef Round Cuts	1-20
Boxed Beef Round and Loin Cuts	1-21
Boxed Beef Loin Cuts	1-22
Boxed Beef Loin Cuts	1-23
Boxed Beef Loin Cuts	1-24
Coarse Grinds	1-25
Coarse Grind Blends	1-26
Processing Beef, Trimmings, Carcass Equivalent Index Values	1-27
Imported Beef	1-28
Cow Carcasses, Cutout, and Cutter Cuts	1-29
Utility Cow Cuts	1-30
Beef Variety Meats and Drop Value	1-31
Cow Variety Meats	1-32
Tallows, Greases, Protein Feed Supplements, and Lard	1-33
Major Packer Hides	1-34
Pork Market Statistics	
Pork Carcass Cutout and Load Breakdown	1-35
Retail Pork Cuts	1-36
Processing Pork Cuts – Hams	1-37
Processing Pork Cuts – Bellies/Trimmings	1-38
Pork Variety Meats	1-39
Pork Variety Meats, Grease, and Lard	1-40

Contents

Lamb Market Statistics	
Lamb Carcasses, Distributive Cuts and Cutouts	1-41
Boxed Lamb Cuts	1-42
Veal Market Statistics	
Veal Carcasses and Distributive Cuts	1-43
Boxed Veal Cuts	1-44
5-Area Direct Live Cattle Market Statistics	1-45
National Carcass Discounts and Premiums	1-46
Slaughter Sheep and Hog Market Statistics	1-47
Stocks in Cold Storage	1-48
Section 2 – Livestock and Meat Statistics Charts	
Actual Slaughter Under Federal Inspection	
Total Slaughter by Species	2-1
Meat Production by Species	2-2
Dressed Weight by Species	2-3
Live Weight by Species	2-4
U.S. Slaughter by Regions – Cattle	2-5
National Estimated Grading Percentage	2-6
National Summary of Meats Graded	2-7
Beef Market Statistics	
Boxed Beef Cutouts and Load Counts	2-8
Boxed Beef Primal Values and Cutout Comparison	2-9
Domestic and Imported Processing Beef	2-10
Beef Carcass Equivalent Index and Cow Carcass	2-11
Drop Value, Tallows, and Protein Feed Supplements	2-12
Beef Variety Meats	2-13
Cow Variety Meats	2-14
Major Packer Hides	2-15
Pork Market Statistics	
Cutout and Primal Value Comparisons	2-16
Primal Loads and Retail Cuts	2-17
Processing Pork and Trimmings	2-18
Pork Variety Meats	2-19
Pork Variety Meats, Lard and Grease	2-20
Lamb Market Statistics	
Carcass Lamb, Distributive Cuts and Cutouts	2-21
Boxed Lamb Cuts	2-22
Veal Market Statistics	
Veal Carcass and Distributive Cuts	2-23
Boxed Veal Cuts	2-24
5-Area Direct Live Cattle and Discounts and Premiums	2-25
Slaughter Sheep and Hog Market Statistics	2-26
Stocks in Cold Storage	
Beef and Pork	2-27

1999

NATIONAL CARLOT MEAT TRADE
REVIEW

Actual Slaughter Under Federal Inspection



Livestock and Seed Program
Livestock and Grain Market News Service
Des Moines, Iowa

Actual Slaughter Under Federal Inspection Meat Production and Actual Live & Dressed Weight

1999	All Cattle				Steer			Heifer		
Week Ending	Total Cattle	Beef Production	Live Wght	Drsd Wght	No. of Head	% of Total	Drsd Wght	No. of Head	% of Total	Drsd Wght
01/08	688,324	506.9	1,225	740	330,396	48.00%	802	229,212	33.30%	737
01/15	736,221	539.7	1,222	737	351,177	47.70%	799	243,689	33.10%	733
01/22	731,348	536.9	1,220	738	347,390	47.50%	797	249,390	34.10%	735
01/29	676,014	498.4	1,226	741	324,487	48.00%	799	228,493	33.80%	738
02/05	662,587	487.1	1,225	739	322,680	48.70%	797	219,979	33.20%	733
02/12	674,914	496.4	1,222	739	315,185	46.70%	795	237,570	35.20%	739
02/19	665,454	492.9	1,227	744	318,087	47.80%	800	231,578	34.80%	741
02/26	662,106	489.2	1,225	742	310,528	46.90%	796	236,372	35.70%	740
03/05	671,832	495.9	1,224	742	328,526	48.90%	796	224,392	33.40%	738
03/12	650,230	478.2	1,219	739	309,509	47.60%	792	226,930	34.90%	735
03/19	646,771	474.2	1,218	737	316,918	49.00%	789	214,728	33.20%	727
03/26	648,609	472.1	1,212	731	304,846	47.00%	786	216,635	33.40%	728
04/02	640,216	466.6	1,206	732	306,023	47.80%	786	220,234	34.40%	728
04/09	651,034	475.9	1,207	735	324,866	49.90%	786	215,492	33.10%	723
04/16	658,445	478.3	1,204	730	322,638	49.00%	783	218,604	33.20%	721
04/23	694,237	504.1	1,200	730	343,647	49.50%	780	233,264	33.60%	719
04/30	714,206	516.6	1,195	727	374,244	52.40%	775	224,261	31.40%	711
05/07	701,142	503.5	1,188	722	367,398	52.40%	769	218,055	31.10%	707
05/14	708,733	509.3	1,189	722	369,250	52.10%	769	218,290	30.80%	708
05/21	734,888	528.8	1,189	723	388,021	52.80%	771	220,466	30.00%	707
05/28	729,425	525.9	1,193	724	380,760	52.20%	772	223,933	30.70%	710
06/04	619,243	447.8	1,193	727	309,622	50.00%	777	211,781	34.20%	710
06/11	724,256	523.7	1,195	727	375,889	51.90%	777	231,038	31.90%	710
06/18	723,547	526.4	1,200	731	378,415	52.30%	781	233,706	32.30%	713
06/25	714,774	521.1	1,202	733	371,682	52.00%	784	231,587	32.40%	715
07/02	709,438	518.4	1,206	734	372,455	52.50%	787	223,473	31.50%	717
07/09	619,717	455.7	1,209	739	330,309	53.30%	791	195,831	31.60%	720
07/16	705,653	518.5	1,210	738	369,057	52.30%	795	221,575	31.40%	722
07/23	694,529	510.0	1,209	738	359,766	51.80%	795	220,166	31.70%	720
07/30	688,781	505.8	1,206	738	360,921	52.40%	791	220,410	32.00%	721
08/06	676,862	496.8	1,205	738	351,968	52.00%	794	215,242	31.80%	721
08/13	710,751	520.9	1,207	736	356,086	50.10%	795	233,126	32.80%	723
08/20	723,147	531.3	1,209	738	358,681	49.60%	798	242,254	33.50%	725
08/27	725,383	535.7	1,214	742	378,650	52.20%	800	224,869	31.00%	726
09/03	731,691	538.9	1,210	740	362,919	49.60%	800	246,580	33.70%	727
09/10	617,293	454.9	1,213	741	308,029	49.90%	802	204,941	33.20%	725
09/17	724,239	535.4	1,215	743	366,465	50.60%	803	237,550	32.80%	729
09/24	713,893	525.0	1,214	739	350,521	49.10%	802	237,726	33.30%	727
10/01	718,618	530.1	1,217	741	359,309	50.00%	803	234,988	32.70%	732
10/08	721,397	531.4	1,218	740	350,599	48.60%	803	244,554	33.90%	733
10/15	710,840	520.3	1,214	736	336,938	47.40%	800	243,818	34.30%	729
10/22	711,023	521.6	1,217	737	334,892	47.10%	802	243,170	34.20%	731
10/29	692,204	506.8	1,219	736	320,490	46.30%	802	233,965	33.80%	736
11/05	690,528	506.1	1,220	737	323,858	46.90%	803	229,255	33.20%	736
11/12	674,221	492.1	1,219	734	313,513	46.50%	801	221,144	32.80%	733
11/19	676,934	494.8	1,219	735	311,390	46.00%	804	227,450	33.60%	733
11/26	580,178	427.4	1,224	740	272,684	47.00%	805	197,261	34.00%	736
12/03	677,354	499.0	1,228	740	327,839	48.40%	805	214,721	31.70%	737
12/10	661,157	487.2	1,227	741	322,645	48.80%	803	207,603	31.40%	736
12/17	678,913	503.6	1,231	745	334,704	49.30%	806	219,968	32.40%	738
12/24	508,286	374.8	1,228	741	250,077	49.20%	800	160,618	31.60%	735
12/31	548,263	407.7	1,234	747	286,742	52.30%	803	163,931	29.90%	735
1999	35,419,849	25,946.1	1,213	736	17,563,690	49.56%	793	11,625,868	32.83%	727
1998	34,648,835	25,181.3	1,207	730	17,045,005	49.21%	790	11,178,546	32.25%	725

Source: USDA National Agricultural Statistics Service

Meat Production in million pounds

Actual Slaughter Under Federal Inspection Meat Production and Actual Live & Dressed Weight

1999	All Cows			Beef Cows		Dairy Cows		Bulls & Stags		
Week Ending	No. of Head	% of Total	Drstd Wght	No. of Head	% of Total	No. of Head	% of Total	No. of Head	% of Total	Drstd Wght
01/08	119,080	17.30%	564	64,014	9.30%	54,378	7.90%	9,637	1.40%	862
01/15	128,839	17.50%	560	72,886	9.90%	55,953	7.60%	12,516	1.70%	861
01/22	122,135	16.70%	561	65,821	9.00%	56,314	7.70%	12,433	1.70%	865
01/29	112,218	16.60%	566	58,137	8.60%	54,081	8.00%	10,816	1.60%	865
02/05	109,989	16.60%	566	54,995	8.30%	54,995	8.30%	10,601	1.60%	872
02/12	111,361	16.50%	566	57,368	8.50%	53,993	8.00%	11,474	1.70%	870
02/19	105,142	15.80%	569	52,571	7.90%	52,571	7.90%	10,647	1.60%	864
02/26	104,613	15.80%	573	54,293	8.20%	50,320	7.60%	10,594	1.60%	876
03/05	107,493	16.00%	567	56,434	8.40%	51,059	7.60%	11,421	1.70%	882
03/12	103,387	15.90%	570	53,969	8.30%	49,417	7.60%	11,054	1.70%	897
03/19	103,483	16.00%	574	54,329	8.40%	49,155	7.60%	11,642	1.80%	912
03/26	113,507	17.50%	573	60,969	9.40%	52,537	8.10%	12,972	2.00%	897
04/02	102,435	16.00%	563	54,418	8.50%	48,016	7.50%	11,524	1.80%	889
04/09	98,957	15.20%	570	51,432	7.90%	47,525	7.30%	11,068	1.70%	892
04/16	104,034	15.80%	564	55,968	8.50%	48,066	7.30%	12,510	1.90%	897
04/23	105,524	15.20%	569	58,316	8.40%	47,208	6.80%	12,496	1.80%	896
04/30	102,846	14.40%	566	55,708	7.80%	47,138	6.60%	12,142	1.70%	894
05/07	103,068	14.70%	564	58,896	8.40%	44,172	6.30%	11,919	1.70%	889
05/14	108,436	15.30%	569	62,369	8.80%	46,068	6.50%	12,757	1.80%	898
05/21	112,438	15.30%	567	65,405	8.90%	47,033	6.40%	13,963	1.90%	898
05/28	112,331	15.40%	568	67,107	9.20%	45,224	6.20%	13,130	1.80%	908
06/04	87,313	14.10%	564	47,682	7.70%	39,632	6.40%	10,527	1.70%	912
06/11	105,017	14.50%	563	60,838	8.40%	44,180	6.10%	12,312	1.70%	905
06/18	99,849	13.80%	562	55,713	7.70%	44,136	6.10%	12,300	1.70%	903
06/25	99,354	13.90%	560	55,038	7.70%	44,316	6.20%	12,866	1.80%	892
07/02	101,450	14.30%	555	55,336	7.80%	46,113	6.50%	12,060	1.70%	906
07/09	84,901	13.70%	564	45,859	7.40%	39,042	6.30%	9,296	1.50%	884
07/16	102,320	14.50%	554	56,452	8.00%	45,867	6.50%	12,702	1.80%	871
07/23	102,096	14.70%	556	54,173	7.80%	47,923	6.90%	13,196	1.90%	885
07/30	95,741	13.90%	558	48,903	7.10%	46,837	6.80%	12,398	1.80%	877
08/06	97,468	14.40%	552	51,442	7.60%	46,027	6.80%	12,184	1.80%	884
08/13	107,323	15.10%	553	56,149	7.90%	51,174	7.20%	13,504	1.90%	875
08/20	107,749	14.90%	551	55,682	7.70%	52,067	7.20%	13,740	1.90%	889
08/27	107,357	14.80%	552	56,580	7.80%	50,777	7.00%	14,508	2.00%	887
09/03	108,290	14.80%	548	58,535	8.00%	49,755	6.80%	13,902	1.90%	885
09/10	92,594	15.00%	554	48,149	7.80%	44,445	7.20%	11,729	1.90%	873
09/17	107,187	14.80%	551	57,939	8.00%	49,248	6.80%	13,036	1.80%	873
09/24	112,081	15.70%	550	59,253	8.30%	52,828	7.40%	13,564	1.90%	863
10/01	111,386	15.50%	548	60,364	8.40%	51,022	7.10%	12,935	1.80%	858
10/08	113,981	15.80%	549	62,762	8.70%	51,219	7.10%	12,985	1.80%	858
10/15	115,867	16.30%	546	64,686	9.10%	51,180	7.20%	12,795	1.80%	862
10/22	119,452	16.80%	554	67,547	9.50%	51,905	7.30%	13,509	1.90%	855
10/29	124,597	18.00%	551	69,220	10.00%	55,376	8.00%	13,152	1.90%	860
11/05	124,986	18.10%	550	71,124	10.30%	53,861	7.80%	12,430	1.80%	861
11/12	126,754	18.80%	552	71,467	10.60%	55,286	8.20%	12,810	1.90%	862
11/19	125,910	18.60%	553	70,401	10.40%	55,509	8.20%	12,185	1.80%	861
11/26	100,371	17.30%	558	55,117	9.50%	45,254	7.80%	9,283	1.60%	879
12/03	121,924	18.00%	557	66,381	9.80%	55,543	8.20%	12,192	1.80%	885
12/10	118,347	17.90%	563	62,810	9.50%	55,537	8.40%	12,562	1.90%	872
12/17	112,700	16.60%	564	59,065	8.70%	53,634	7.90%	12,220	1.80%	880
12/24	87,933	17.30%	568	45,237	8.90%	42,696	8.40%	9,149	1.80%	879
12/31	89,915	16.40%	575	45,506	8.30%	44,409	8.10%	7,676	1.40%	922
1999	5,603,526	15.84%	560	3,030,816	8.56%	2,572,022	7.28%	627,023	1.77%	882
1998	5,892,793	16.85%	555	3,262,579	9.33%	2,630,214	7.53%	595,549	1.70%	864

Source: USDA National Agricultural Statistics Service

Actual Slaughter Under Federal Inspection Meat Production and Actual Live & Dressed Weight

1999	All Hogs				Barrows & Gilts			Sows			Boars & Stags		
Week Ending	Total Hogs	Pork Production	Live Wght	Drstd Wght	No. of Head	% of Total	Drstd Wght	No. of Head	% of Total	Drstd Wght	No. of Head	% of Total	Drstd Wght
01/08	2,071,037	394.8	259	191	2,002,693	96.70%	188	62,131	3.00%	297	6,213	0.30%	212
01/15	2,123,858	405.8	260	192	2,041,028	96.10%	188	74,335	3.50%	294	8,495	0.40%	224
01/22	2,021,483	386.2	260	192	1,938,602	95.90%	188	74,795	3.70%	291	10,107	0.50%	231
01/29	1,972,437	375.0	259	191	1,891,567	95.90%	187	71,008	3.60%	295	9,862	0.50%	223
02/05	1,925,100	366.4	259	191	1,848,096	96.00%	187	69,304	3.60%	291	9,626	0.50%	230
02/12	1,943,115	368.8	259	191	1,867,334	96.10%	187	66,066	3.40%	293	9,716	0.50%	220
02/19	1,925,576	366.7	259	191	1,852,404	96.20%	187	65,470	3.40%	293	9,628	0.50%	224
02/26	1,952,214	372.6	259	192	1,879,982	96.30%	188	64,423	3.30%	296	7,809	0.40%	224
03/05	1,958,366	374.1	259	192	1,883,948	96.20%	188	64,626	3.30%	294	9,792	0.50%	229
03/12	1,936,660	369.3	259	191	1,865,004	96.30%	188	63,910	3.30%	293	7,747	0.40%	226
03/19	1,961,868	374.5	260	192	1,883,393	96.00%	188	68,665	3.50%	294	9,809	0.50%	228
03/26	1,953,133	372.8	260	192	1,876,961	96.10%	188	66,407	3.40%	295	7,813	0.40%	231
04/02	1,886,887	360.0	260	192	1,817,072	96.30%	188	62,267	3.30%	295	7,548	0.40%	227
04/09	1,855,250	354.8	260	192	1,784,751	96.20%	188	63,079	3.40%	294	7,421	0.40%	241
04/16	1,980,469	379.2	260	192	1,909,172	96.40%	189	63,375	3.20%	296	7,922	0.40%	234
04/23	1,968,429	377.6	261	193	1,895,597	96.30%	189	64,958	3.30%	298	7,874	0.40%	238
04/30	1,866,110	356.9	260	192	1,793,332	96.10%	188	63,448	3.40%	296	9,331	0.50%	226
05/07	1,796,030	343.3	260	192	1,727,781	96.20%	188	61,065	3.40%	299	7,184	0.40%	231
05/14	1,855,088	354.9	260	192	1,786,450	96.30%	188	61,218	3.30%	300	7,420	0.40%	239
05/21	1,828,071	349.9	261	192	1,756,776	96.10%	188	62,154	3.40%	298	7,312	0.40%	240
05/28	1,771,485	337.9	260	191	1,702,397	96.10%	187	60,230	3.40%	301	7,086	0.40%	240
06/04	1,608,840	307.9	260	192	1,550,922	96.40%	188	51,483	3.20%	301	6,435	0.40%	245
06/11	1,836,240	350.3	260	192	1,764,627	96.10%	188	62,432	3.40%	296	7,345	0.40%	236
06/18	1,823,999	348.1	260	192	1,749,215	95.90%	187	65,664	3.60%	297	9,120	0.50%	231
06/25	1,799,825	342.5	259	191	1,729,632	96.10%	187	61,194	3.40%	295	8,999	0.50%	238
07/02	1,854,145	351.5	258	190	1,779,979	96.00%	186	64,895	3.50%	298	9,271	0.50%	238
07/09	1,572,852	297.2	257	190	1,509,938	96.00%	186	55,050	3.50%	294	6,291	0.40%	219
07/16	1,891,448	357.2	256	190	1,819,573	96.20%	186	64,309	3.40%	297	7,566	0.40%	228
07/23	1,766,707	331.5	256	188	1,694,272	95.90%	184	63,601	3.60%	296	8,834	0.50%	225
07/30	1,814,998	339.8	255	188	1,738,768	95.80%	184	67,155	3.70%	294	9,075	0.50%	228
08/06	1,836,862	342.8	254	187	1,765,224	96.10%	183	64,290	3.50%	291	7,347	0.40%	230
08/13	1,874,147	348.4	253	187	1,797,307	95.90%	183	67,469	3.60%	288	7,497	0.40%	233
08/20	1,869,891	348.9	254	187	1,791,356	95.80%	183	71,056	3.80%	291	7,480	0.40%	241
08/27	1,916,770	357.2	254	187	1,836,266	95.80%	183	70,920	3.70%	292	9,584	0.50%	238
09/03	1,972,496	367.7	254	187	1,893,596	96.00%	183	71,010	3.60%	294	9,862	0.50%	240
09/10	1,759,363	329.7	255	188	1,694,267	96.30%	184	58,059	3.30%	295	7,037	0.40%	237
09/17	1,988,297	374.3	257	189	1,910,753	96.10%	185	69,590	3.50%	296	7,953	0.40%	242
09/24	2,017,371	379.7	257	189	1,944,746	96.40%	185	64,556	3.20%	293	8,069	0.40%	239
10/01	2,052,243	388.4	258	190	1,978,362	96.40%	186	65,672	3.20%	294	8,209	0.40%	225
10/08	2,025,991	384.5	259	191	1,953,055	96.40%	187	64,832	3.20%	294	8,104	0.40%	239
10/15	2,095,577	399.2	260	191	2,024,327	96.60%	188	64,963	3.10%	296	6,287	0.30%	242
10/22	2,060,705	394.0	261	192	1,992,702	96.70%	188	61,821	3.00%	298	6,182	0.30%	239
10/29	2,093,276	400.5	261	192	2,022,105	96.60%	189	64,892	3.10%	296	6,280	0.30%	229
11/05	2,114,363	406.5	262	193	2,038,246	96.40%	189	67,660	3.20%	298	8,457	0.40%	233
11/12	2,043,295	393.9	263	193	1,965,650	96.20%	190	69,472	3.40%	300	8,173	0.40%	228
11/19	2,031,032	392.1	263	194	1,955,884	96.30%	190	67,024	3.30%	302	8,124	0.40%	237
11/26	1,784,368	343.3	262	193	1,730,837	97.00%	190	48,178	2.70%	297	5,353	0.30%	237
12/03	2,041,343	394.7	263	194	1,967,855	96.40%	190	67,364	3.30%	299	6,124	0.30%	234
12/10	1,995,831	385.5	263	194	1,919,989	96.20%	190	67,858	3.40%	300	7,983	0.40%	233
12/17	2,162,504	416.1	261	193	2,093,304	96.80%	190	64,875	3.00%	301	6,488	0.30%	243
12/24	1,638,372	312.8	260	192	1,585,944	96.80%	188	47,513	2.90%	303	4,915	0.30%	221
12/31	1,659,032	318.9	261	193	1,607,602	96.90%	190	46,453	2.80%	306	4,977	0.30%	226
1999	99,554,849	18,946.6	259	191	95,810,640	96.24%	187	3,334,244	3.35%	296	409,136	0.41%	232
1998	98,886,612	18,613.5	257	189	94,969,413	96.03%	185	3,431,404	3.47%	295	495,484	0.50%	229

Source: USDA National Agricultural Statistics Service

Meat Production in million pounds

Actual Slaughter Under Federal Inspection Meat Production and Actual Live & Dressed Weight

1999	All Sheep				Mature Sheep			Lamb			Veal & Calf			
Week Ending	Total Head	Lamb Prod.	Live Wght	Drstd Wght	No. of Head	% of Total	Drstd Wght	No. of Head	% of Total	Drstd Wght	Total Head	Veal Prod.	Live Wght	Drstd Wght
01/08	61,104	4.1	134	67	3,972	6.50%	60	57,132	93.50%	67	27,625	4.4	268	163
01/15	65,178	4.4	136	68	3,780	5.80%	61	61,398	94.20%	68	24,848	4.2	284	173
01/22	64,844	4.4	136	68	3,242	5.00%	63	61,602	95.00%	68	25,145	4.3	280	171
01/29	67,090	4.5	135	67	3,422	5.10%	62	63,668	94.90%	68	24,012	4.1	282	172
02/05	69,571	4.7	136	68	3,966	5.70%	61	65,605	94.30%	68	23,934	4.1	288	176
02/12	70,855	4.8	137	68	3,330	4.70%	59	67,525	95.30%	69	23,707	4.2	287	175
02/19	74,060	5.0	137	68	3,407	4.60%	60	70,653	95.40%	69	24,026	4.0	277	170
02/26	76,096	5.2	138	69	3,653	4.80%	60	72,443	95.20%	69	24,540	4.1	280	171
03/05	77,907	5.3	137	69	3,662	4.70%	60	74,245	95.30%	69	24,399	4.2	288	175
03/12	82,385	5.7	140	70	3,378	4.10%	61	79,007	95.90%	70	24,689	4.4	298	182
03/19	93,157	6.5	140	70	3,633	3.90%	60	89,524	96.10%	70	25,347	4.4	288	177
03/26	103,725	7.0	135	68	5,083	4.90%	63	98,642	95.10%	68	25,123	4.2	280	172
04/02	83,855	5.5	133	66	4,193	5.00%	59	79,662	95.00%	67	22,774	3.9	281	173
04/09	76,340	5.1	134	67	4,122	5.40%	59	72,218	94.60%	67	22,068	4.0	298	184
04/16	66,538	4.7	141	70	4,258	6.40%	61	62,280	93.60%	71	22,247	4.0	297	183
04/23	64,132	4.5	143	71	3,656	5.70%	59	60,476	94.30%	71	22,311	4.2	312	192
04/30	57,725	4.0	139	69	3,637	6.30%	59	54,088	93.70%	70	20,709	4.0	316	195
05/07	61,948	4.2	136	68	3,779	6.10%	60	58,169	93.90%	68	21,904	4.1	313	193
05/14	73,061	5.0	138	68	3,361	4.60%	60	69,700	95.40%	69	21,281	4.0	311	191
05/21	72,071	4.8	136	67	3,964	5.50%	59	68,107	94.50%	68	21,370	3.9	304	187
05/28	52,092	3.4	133	65	3,699	7.10%	61	48,393	92.90%	66	21,291	3.9	304	187
06/04	47,759	3.1	131	65	3,248	6.80%	62	44,511	93.20%	65	19,273	3.5	303	185
06/11	57,096	3.7	131	65	3,426	6.00%	59	53,670	94.00%	65	22,615	4.1	302	186
06/18	58,537	3.8	131	65	3,688	6.30%	59	54,849	93.70%	65	22,745	4.0	291	180
06/25	60,371	3.9	133	65	3,924	6.50%	58	56,447	93.50%	66	23,863	4.1	287	176
07/02	60,046	3.9	132	65	4,143	6.90%	58	55,903	93.10%	66	23,615	4.1	285	175
07/09	54,495	3.6	135	67	3,215	5.90%	60	51,280	94.10%	67	22,842	3.8	276	170
07/16	56,766	3.7	132	65	3,519	6.20%	59	53,247	93.80%	66	26,040	4.3	275	168
07/23	58,244	3.8	133	66	3,436	5.90%	58	54,808	94.10%	66	25,229	4.2	277	169
07/30	58,973	3.7	128	64	3,185	5.40%	59	55,788	94.60%	64	25,466	4.2	272	167
08/06	58,554	3.7	128	63	3,513	6.00%	59	55,041	94.00%	64	26,145	4.3	275	168
08/13	62,462	4.0	129	64	3,498	5.60%	58	58,964	94.40%	64	26,418	4.4	277	169
08/20	66,245	4.2	127	63	3,643	5.50%	59	62,602	94.50%	63	25,709	4.3	282	172
08/27	68,303	4.3	127	63	3,893	5.70%	60	64,410	94.30%	63	25,713	4.3	277	169
09/03	68,932	4.3	127	63	4,274	6.20%	59	64,658	93.80%	63	27,050	4.5	278	170
09/10	62,950	4.0	128	64	3,651	5.80%	62	59,299	94.20%	64	25,073	4.2	276	169
09/17	68,688	4.4	129	64	3,434	5.00%	59	65,254	95.00%	64	28,198	4.7	277	170
09/24	67,991	4.3	129	64	3,807	5.60%	59	64,184	94.40%	64	26,683	4.6	284	175
10/01	66,685	4.3	129	64	3,668	5.50%	58	63,017	94.50%	64	26,379	4.6	292	179
10/08	70,023	4.5	130	65	3,781	5.40%	57	66,242	94.60%	65	24,991	4.4	293	179
10/15	67,841	4.4	132	65	3,392	5.00%	59	64,449	95.00%	66	23,496	4.2	300	184
10/22	71,503	4.8	135	67	3,361	4.70%	59	68,142	95.30%	67	24,544	4.4	300	183
10/29	70,824	4.6	131	65	3,541	5.00%	59	67,283	95.00%	65	23,554	4.2	300	183
11/05	72,215	4.7	133	66	3,755	5.20%	58	68,460	94.80%	66	22,864	4.1	300	183
11/12	77,097	5.1	135	67	3,778	4.90%	58	73,319	95.10%	67	23,886	4.3	297	182
11/19	74,405	4.9	134	66	3,795	5.10%	57	70,610	94.90%	67	23,913	4.3	296	181
11/26	64,859	4.4	136	67	3,243	5.00%	58	61,616	95.00%	68	19,403	3.3	285	174
12/03	76,161	5.1	136	67	3,580	4.70%	58	72,581	95.30%	68	26,471	4.6	286	175
12/10	83,382	5.6	136	68	3,836	4.60%	59	79,546	95.40%	68	25,047	4.7	309	190
12/17	86,744	5.9	137	68	4,164	4.80%	59	82,580	95.20%	69	25,229	4.7	308	189
12/24	63,952	4.3	135	67	4,029	6.30%	59	59,923	93.70%	68	21,701	3.9	294	182
12/31	58,963	4.0	136	67	3,479	5.90%	59	55,484	94.10%	68	21,546	4.0	305	187
1999	3,554,800	235.8	134	66	192,093	5.49%	59	3,362,707	94.51%	67	1,249,051	217.9	290	178
1998	3,656,713	241.3	133	66	210,099	5.85%	61	3,446,614	94.15%	66	1,411,570	241.8	284	174

Meat Production in million pounds

Source: USDA National Agricultural Statistics Service

Daily Actual Slaughter Under Federal Inspection Cattle & Calf

1999	Actual Daily Cattle Slaughter						Actual Daily Calf Slaughter					
Week Ending	Mon	Tue	Wed	Thu	Fri	Sat	Mon	Tue	Wed	Thu	Fri	Sat
01/08	120,458	126,533	127,181	124,652	126,550	62,950	4,596	6,383	6,185	5,042	5,411	8
01/15	133,434	132,171	130,993	129,477	128,816	81,330	4,495	6,234	5,471	3,699	4,930	19
01/22	129,733	132,969	131,342	130,295	128,963	78,046	4,557	5,636	5,879	4,341	4,732	0
01/29	123,783	126,434	123,822	126,380	124,139	51,456	4,885	4,984	5,331	4,145	4,667	0
02/05	124,796	126,649	126,514	124,700	127,791	32,137	4,654	5,067	5,216	4,506	4,491	0
02/12	126,684	130,482	129,825	127,569	130,605	29,749	5,153	5,481	4,669	4,032	4,372	0
02/19	112,605	125,690	128,963	128,666	129,920	39,610	4,173	5,265	5,494	3,891	5,203	0
02/26	120,003	124,896	129,599	128,504	130,960	28,144	4,640	5,052	5,460	4,108	5,280	0
03/05	124,833	126,677	126,961	129,044	125,880	38,437	4,914	4,966	5,459	3,688	5,369	3
03/12	124,854	126,892	126,220	128,500	121,991	21,773	4,890	4,353	5,377	4,432	5,637	0
03/19	124,181	126,844	126,981	126,857	122,293	19,615	4,745	5,469	5,479	4,198	5,456	0
03/26	121,377	125,967	127,097	125,200	125,109	23,859	4,309	5,492	5,589	4,572	5,059	102
04/02	123,439	129,005	120,298	123,491	124,367	19,616	4,489	5,235	5,390	4,231	3,428	1
04/09	109,349	127,788	123,519	124,998	125,079	40,301	4,354	5,076	4,572	3,551	4,515	0
04/16	123,158	131,561	129,264	129,500	123,803	21,159	4,600	4,298	4,694	3,963	4,521	171
04/23	127,295	131,516	128,229	128,714	129,685	48,798	4,451	4,689	4,567	4,067	4,461	76
04/30	129,022	128,935	130,943	130,361	125,894	69,051	3,657	4,219	4,428	3,750	4,567	88
05/07	127,356	130,186	126,798	128,425	128,644	59,733	3,956	4,917	4,560	3,897	4,485	89
05/14	125,954	128,983	127,075	128,139	129,715	68,867	4,138	4,742	3,920	3,928	4,553	0
05/21	129,404	129,844	127,163	130,771	127,685	90,021	4,316	4,944	4,388	3,424	4,297	1
05/28	129,240	131,646	127,953	129,720	129,856	81,010	4,124	4,378	4,756	3,568	4,465	0
06/04	3,922	130,231	131,331	131,009	127,427	95,323	536	4,470	4,949	4,945	4,373	0
06/11	126,268	127,972	125,227	126,544	126,930	91,315	3,978	4,615	5,058	3,919	5,045	0
06/18	126,432	128,094	127,223	126,951	126,411	88,436	4,385	4,867	4,896	4,019	4,578	0
06/25	122,981	124,955	125,205	126,860	127,651	87,122	4,343	4,996	5,343	4,040	5,141	0
07/02	125,194	128,021	128,094	128,538	122,915	76,676	4,137	5,044	5,207	3,951	5,276	0
07/09	5,431	126,769	128,909	127,950	128,274	102,384	927	5,495	5,273	4,820	6,327	0
07/16	127,969	130,231	128,864	125,182	125,516	67,891	4,355	5,545	5,485	4,643	5,881	131
07/23	128,058	127,761	129,570	127,364	128,185	53,591	4,546	5,912	5,408	4,002	5,220	141
07/30	120,721	127,867	125,072	125,865	125,767	63,489	4,172	5,743	5,428	4,672	5,309	142
08/06	125,290	127,090	124,112	126,832	126,670	46,868	4,947	5,452	5,692	4,362	5,508	184
08/13	126,304	129,461	128,611	131,283	128,843	66,249	4,514	5,747	5,147	4,830	5,962	218
08/20	126,952	129,139	128,644	130,109	130,955	77,348	4,426	5,287	5,455	4,711	5,378	452
08/27	126,504	130,459	129,096	131,801	130,118	77,405	4,620	5,414	5,244	4,717	5,322	396
09/03	130,087	133,009	130,753	131,842	129,240	76,760	4,579	6,606	4,849	4,363	6,190	463
09/10	3,151	128,208	131,423	127,569	129,376	97,566	1,048	5,762	6,022	5,791	6,153	297
09/17	131,071	130,824	127,878	129,192	128,639	76,635	5,067	6,089	6,150	5,158	5,527	207
09/24	128,741	131,501	130,097	124,490	126,806	72,258	4,294	5,846	5,503	4,849	5,972	219
10/01	129,447	130,808	130,318	130,247	129,031	68,767	4,693	6,082	5,936	4,437	5,091	140
10/08	130,427	131,129	130,404	131,278	126,002	72,157	4,992	5,554	5,500	4,134	4,643	168
10/15	127,475	133,095	132,102	129,210	125,163	63,795	4,461	5,017	4,686	4,340	4,992	0
10/22	131,030	131,999	132,828	131,566	132,910	50,690	4,912	5,386	4,553	4,479	5,116	98
10/29	126,232	133,494	131,443	131,003	122,412	47,620	4,525	5,146	4,900	4,267	4,642	74
11/05	131,743	131,761	130,070	127,757	127,706	41,491	3,970	5,550	4,127	4,134	4,921	162
11/12	122,235	134,172	132,492	113,916	123,928	47,478	4,564	5,269	4,986	3,877	4,986	204
11/19	127,555	132,758	126,837	132,326	129,008	28,450	3,665	5,703	4,579	4,234	5,464	268
11/26	132,163	129,549	128,790	626	125,268	63,782	3,951	5,654	5,491	668	3,467	172
12/03	127,940	131,891	127,808	128,557	121,584	39,574	4,537	5,853	5,545	5,026	5,390	120
12/10	125,144	129,030	125,613	128,001	124,009	29,360	4,437	5,622	5,138	4,542	5,288	20
12/17	112,022	129,609	125,178	125,201	122,763	64,140	4,842	5,096	4,960	4,965	5,116	250
12/24	124,017	125,320	125,762	123,112	10,075	0	4,786	5,344	5,023	5,041	1,507	0
12/31	120,335	124,044	121,639	119,043	63,202	0	4,788	5,333	5,059	4,492	1,874	0
1999	6,163,799	6,721,919	6,658,133	6,515,187	6,420,529	2,940,282	222,093	276,379	268,476	221,461	255,558	5,084
1998	6,103,382	6,665,427	6,635,745	6,494,835	6,354,206	2,395,240	257,162	324,072	297,559	244,365	283,443	4,969

Source: USDA National Agricultural Statistics Service

Daily Actual Slaughter Under Federal Inspection Hog & Sheep

1999	Actual Daily Hog Slaughter						Actual Daily Sheep Slaughter					
	Week Ending	Mon	Tue	Wed	Thu	Fri	Sat	Mon	Tue	Wed	Thu	Fri
01/08	325,604	372,774	384,856	380,372	380,909	226,522	10,094	12,645	14,044	12,527	11,771	23
01/15	377,826	389,536	383,036	375,922	382,135	215,403	12,458	12,540	13,591	14,626	11,565	398
01/22	341,513	387,073	388,253	385,782	370,631	148,231	10,406	13,643	14,445	14,471	11,871	8
01/29	372,119	381,113	383,477	379,778	367,771	88,179	11,553	14,045	13,771	14,275	12,357	1,089
02/05	371,355	365,030	369,459	367,033	369,512	82,711	11,711	15,770	14,111	14,660	13,308	11
02/12	362,127	376,886	377,988	380,585	364,657	80,872	13,245	13,899	14,648	15,389	13,655	19
02/19	338,424	378,266	379,714	375,579	371,858	81,735	12,309	15,689	15,764	15,372	14,076	850
02/26	364,387	372,798	373,973	380,106	372,877	88,073	13,741	16,133	16,126	16,246	13,825	25
03/05	351,766	382,717	382,378	377,380	375,053	89,072	15,512	15,883	14,694	16,377	14,121	1,320
03/12	335,579	359,037	381,377	381,454	381,173	98,040	14,225	14,807	15,651	17,226	15,098	5,378
03/19	381,266	381,169	380,142	373,646	367,074	78,571	15,538	17,600	16,633	17,402	16,033	9,951
03/26	368,896	368,964	381,944	379,893	379,857	73,579	16,324	18,137	17,050	19,065	19,259	13,890
04/02	379,940	377,035	378,172	375,507	318,626	57,607	18,190	17,733	17,592	17,233	12,440	667
04/09	297,961	376,216	377,819	382,749	373,916	46,589	13,516	16,520	16,205	16,336	13,704	59
04/16	382,568	378,520	383,193	378,911	374,804	82,473	13,153	13,703	14,093	13,130	12,457	2
04/23	374,874	375,574	379,639	377,917	374,808	85,617	10,750	13,851	13,128	14,636	11,671	96
04/30	370,641	365,642	370,153	368,861	354,954	35,859	10,524	12,829	13,078	11,249	10,025	20
05/07	360,253	357,207	355,790	359,679	358,441	4,660	10,873	12,555	12,400	14,296	11,796	28
05/14	362,152	363,682	373,269	372,759	366,111	17,115	10,555	15,825	13,515	15,940	13,470	3,756
05/21	361,760	366,174	361,304	362,395	358,038	18,400	16,565	15,129	16,080	14,946	9,325	26
05/28	357,448	354,547	347,479	353,730	355,162	3,119	10,904	10,052	11,025	11,894	7,767	450
06/04	15,428	371,552	369,731	375,135	367,744	109,250	321	11,090	11,565	11,266	11,164	2,353
06/11	351,362	361,743	362,332	368,186	366,232	26,385	11,590	11,611	11,146	11,717	9,584	1,448
06/18	367,216	366,414	369,886	365,370	350,928	4,185	10,168	12,006	11,710	12,416	10,610	1,627
06/25	346,648	358,962	357,572	359,437	358,739	18,467	10,537	12,695	11,950	13,807	11,379	3
07/02	371,902	372,444	378,495	368,235	353,540	9,529	11,162	11,957	12,127	12,506	12,272	22
07/09	31,368	361,303	359,395	356,006	360,920	103,860	1,016	11,665	12,711	13,728	12,060	3,315
07/16	365,540	368,292	373,688	368,484	364,567	50,877	10,974	10,309	12,151	11,449	11,862	21
07/23	340,321	357,430	356,580	356,845	351,444	4,087	11,006	10,920	11,636	11,872	11,633	1,177
07/30	358,161	358,097	360,525	361,843	345,777	30,595	11,512	11,796	11,784	12,846	11,016	19
08/06	337,983	369,404	369,958	369,051	360,732	29,734	11,071	11,708	11,682	12,490	11,598	5
08/13	360,899	371,082	371,739	364,733	369,784	35,910	11,462	11,491	12,274	12,655	11,086	3,494
08/20	369,313	373,485	372,039	364,953	370,399	19,702	12,336	14,293	12,985	14,500	12,115	16
08/27	364,734	374,723	378,386	379,494	375,500	43,933	11,925	14,963	12,572	14,716	13,142	985
09/03	381,255	376,976	382,373	377,663	375,644	78,585	12,954	14,520	12,869	14,973	13,399	217
09/10	2,708	387,753	384,858	387,267	382,050	214,727	616	14,424	15,887	14,463	14,785	2,775
09/17	387,976	384,721	372,426	330,225	356,420	156,529	12,737	14,313	12,750	14,456	13,668	764
09/24	371,547	373,437	379,300	384,487	382,370	126,230	13,057	13,921	14,169	13,794	13,031	19
10/01	383,305	381,727	374,324	382,633	379,282	150,972	11,645	13,860	13,545	14,418	13,202	15
10/08	384,353	376,930	387,684	388,035	376,593	112,396	13,132	14,191	13,681	15,512	13,482	25
10/15	371,740	385,316	385,868	385,451	381,889	185,313	11,897	14,303	13,318	14,616	13,682	25
10/22	378,135	384,855	387,978	387,617	386,546	135,574	13,992	15,199	13,825	14,477	13,985	25
10/29	388,623	384,310	388,650	385,681	386,492	159,520	13,584	13,989	14,939	14,916	12,459	937
11/05	390,901	389,207	391,549	388,645	387,868	166,193	13,894	15,025	14,079	15,118	13,172	927
11/12	387,533	388,424	387,992	352,596	382,644	144,106	14,245	15,247	14,654	14,940	14,688	3,323
11/19	380,925	382,535	390,848	390,988	388,794	96,942	14,192	13,252	14,001	15,422	14,754	2,784
11/26	394,592	391,413	388,152	922	384,293	224,996	12,533	16,399	14,041	2,303	14,455	5,128
12/03	386,781	390,790	395,504	392,702	384,341	91,225	13,102	15,283	14,455	15,426	14,800	3,095
12/10	387,827	386,842	388,536	387,976	385,884	58,766	15,340	15,827	15,012	16,201	15,302	5,700
12/17	391,100	391,580	392,436	395,125	397,149	195,114	16,192	16,919	15,671	17,109	16,397	4,456
12/24	406,088	389,970	390,958	330,657	120,699	0	16,380	16,475	16,727	13,781	589	0
12/31	362,559	378,236	377,241	360,096	180,651	249	14,007	14,222	15,277	13,804	1,653	0
1999	18,057,282	19,519,913	19,620,418	19,036,576	18,834,282	4,486,378	630,725	732,861	722,837	738,993	646,618	82,766
1998	17,566,353	19,153,534	19,132,216	18,715,542	18,291,770	6,027,197	622,366	750,130	777,236	763,424	644,026	99,531

Source: USDA National Agricultural Statistics Service

U.S. Federal Slaughter by Region Percentage of Total Slaughter by Region and Class - Cattle

1999	Region 1-5				Region 6				Region 7-8				Region 9-10			
Week Ending	Cow				Cow				Cow				Cow			
	Steer	Heifer	Dairy	Other	Steer	Heifer	Dairy	Other	Steer	Heifer	Dairy	Other	Steer	Heifer	Dairy	Other
01/08	5.10%	2.12%	4.88%	2.92%	9.63%	6.74%	0.42%	2.13%	29.36%	22.84%	0.52%	3.28%	3.91%	1.64%	2.09%	1.05%
01/15	5.12%	2.31%	4.82%	3.00%	9.17%	7.35%	0.39%	2.49%	29.47%	22.02%	0.56%	3.33%	3.95%	1.44%	1.86%	1.05%
01/22	5.35%	2.24%	5.26%	3.17%	9.72%	6.47%	0.36%	2.21%	28.65%	23.79%	0.45%	2.68%	3.81%	1.56%	1.68%	0.94%
01/29	5.61%	2.07%	5.24%	3.23%	9.41%	5.95%	0.34%	1.97%	28.84%	23.98%	0.50%	2.59%	4.11%	1.81%	1.94%	0.84%
02/05	5.54%	1.74%	5.24%	3.00%	9.52%	6.52%	0.38%	1.58%	28.89%	23.77%	0.57%	2.84%	4.75%	1.19%	2.05%	0.83%
02/12	5.52%	1.87%	4.95%	3.07%	9.60%	6.07%	0.40%	1.94%	27.55%	25.40%	0.58%	2.89%	3.98%	1.82%	2.07%	0.64%
02/19	5.50%	2.07%	5.00%	2.89%	9.65%	6.25%	0.35%	1.76%	28.87%	24.94%	0.54%	2.55%	3.77%	1.56%	2.00%	0.71%
02/26	5.76%	2.02%	4.62%	2.92%	9.49%	6.65%	0.38%	1.80%	27.06%	25.49%	0.56%	2.70%	4.59%	1.50%	2.04%	0.80%
03/05	5.46%	2.19%	4.70%	3.02%	10.00%	6.73%	0.34%	1.83%	29.12%	23.06%	0.51%	2.78%	4.27%	1.47%	2.05%	0.76%
03/12	5.62%	2.11%	4.52%	3.05%	11.32%	6.15%	0.37%	1.83%	26.45%	25.14%	0.49%	2.65%	4.25%	1.49%	2.15%	0.74%
03/19	6.17%	2.00%	4.69%	3.08%	10.07%	5.60%	0.31%	1.70%	28.45%	24.26%	0.56%	2.68%	4.35%	1.36%	2.07%	0.91%
03/26	5.55%	2.04%	5.14%	3.46%	9.49%	6.22%	0.37%	1.91%	28.00%	23.56%	0.52%	3.01%	3.96%	1.65%	2.05%	1.05%
04/02	5.87%	2.08%	4.83%	3.42%	10.45%	6.79%	0.33%	1.72%	27.33%	23.80%	0.50%	2.95%	4.15%	1.72%	1.83%	0.45%
04/09	6.02%	2.13%	4.58%	3.03%	10.54%	7.26%	0.31%	1.40%	29.49%	22.10%	0.46%	2.69%	3.87%	1.61%	1.95%	0.81%
04/16	5.88%	2.01%	4.68%	3.11%	9.28%	6.76%	0.30%	1.64%	29.83%	22.94%	0.44%	2.83%	4.04%	1.52%	1.90%	0.93%
04/23	6.35%	1.95%	4.42%	2.97%	9.78%	6.97%	0.27%	1.69%	29.52%	22.97%	0.40%	2.62%	3.88%	1.67%	1.69%	1.08%
04/30	6.53%	2.00%	4.16%	2.71%	10.37%	7.06%	0.22%	1.65%	31.30%	21.04%	0.48%	2.56%	4.17%	1.37%	1.75%	0.90%
05/07	6.51%	2.25%	3.95%	2.90%	10.16%	6.25%	0.24%	1.73%	31.77%	21.02%	0.49%	2.84%	4.01%	1.60%	1.63%	0.93%
05/14	6.45%	1.86%	4.15%	2.96%	10.00%	6.77%	0.25%	1.86%	31.27%	20.96%	0.48%	3.03%	4.32%	1.20%	1.64%	0.97%
05/21	6.38%	2.03%	4.18%	2.82%	10.13%	6.91%	0.26%	1.84%	31.79%	19.84%	0.44%	3.01%	4.50%	1.20%	1.59%	1.18%
05/28	6.09%	1.99%	4.06%	3.00%	10.50%	6.32%	0.23%	1.92%	31.46%	21.36%	0.47%	2.91%	4.18%	1.00%	1.41%	1.33%
06/04	6.76%	1.99%	4.12%	2.18%	9.91%	7.05%	0.31%	1.81%	29.07%	24.16%	0.44%	2.58%	4.21%	1.00%	1.50%	1.18%
06/11	6.23%	1.96%	3.99%	3.01%	10.77%	6.32%	0.25%	1.70%	31.17%	22.97%	0.41%	2.50%	3.74%	0.62%	1.48%	1.20%
06/18	6.21%	1.69%	3.94%	2.27%	10.60%	6.91%	0.28%	1.63%	31.38%	22.83%	0.46%	2.54%	4.06%	0.87%	1.41%	1.23%
06/25	6.28%	1.52%	4.00%	2.39%	9.68%	7.20%	0.28%	1.62%	32.08%	22.76%	0.48%	2.41%	3.95%	0.90%	1.40%	1.23%
07/02	6.33%	1.86%	4.23%	2.47%	10.43%	6.57%	0.34%	1.59%	31.81%	22.20%	0.47%	2.51%	3.92%	0.87%	1.45%	1.20%
07/09	6.60%	1.84%	3.84%	2.20%	10.38%	6.99%	0.36%	1.39%	31.95%	21.97%	0.50%	2.52%	4.34%	0.79%	1.58%	1.29%
07/16	6.09%	2.05%	4.21%	2.54%	10.95%	6.05%	0.35%	1.78%	30.46%	22.09%	0.42%	2.49%	4.80%	1.22%	1.52%	1.19%
07/23	6.36%	1.81%	4.46%	2.53%	11.01%	6.25%	0.32%	1.73%	29.74%	22.53%	0.45%	2.48%	4.64%	1.11%	1.64%	1.07%
07/30	6.75%	1.96%	4.28%	2.40%	10.45%	6.45%	0.33%	1.50%	30.33%	22.37%	0.51%	2.19%	4.88%	1.23%	1.64%	0.97%
08/06	6.36%	1.81%	4.46%	2.53%	11.01%	6.25%	0.32%	1.73%	29.74%	22.53%	0.45%	2.48%	4.64%	1.11%	1.64%	1.07%
08/13	6.01%	1.73%	4.48%	2.69%	9.84%	6.93%	0.34%	1.73%	29.77%	22.72%	0.63%	2.52%	4.48%	1.45%	1.75%	1.01%
08/20	5.93%	1.85%	4.85%	2.60%	10.10%	6.17%	0.33%	1.66%	29.10%	24.05%	0.46%	2.48%	4.48%	1.44%	1.60%	0.98%
08/27	6.26%	1.71%	4.55%	2.65%	9.74%	6.40%	0.36%	1.49%	31.60%	21.56%	0.48%	2.58%	4.62%	1.37%	1.61%	1.03%
09/03	6.06%	2.09%	4.35%	2.39%	9.31%	6.67%	0.34%	1.89%	29.82%	23.49%	0.44%	2.67%	4.44%	1.45%	1.67%	1.04%
09/10	5.93%	1.96%	4.50%	2.67%	10.20%	6.35%	0.40%	1.68%	28.99%	23.34%	0.47%	2.62%	4.81%	1.52%	1.83%	0.86%
09/17	5.59%	1.89%	4.34%	2.51%	10.90%	5.94%	0.35%	1.78%	29.41%	23.59%	0.48%	2.68%	4.67%	1.37%	1.69%	1.02%
09/24	6.02%	1.92%	4.62%	2.60%	9.87%	6.75%	0.36%	1.96%	28.34%	23.35%	0.57%	2.80%	4.84%	1.33%	1.83%	0.97%
10/01	6.00%	2.28%	4.48%	2.60%	10.38%	6.11%	0.33%	2.09%	28.72%	22.92%	0.56%	2.71%	4.94%	1.36%	1.77%	0.97%
10/08	5.74%	1.87%	4.49%	2.59%	9.59%	6.89%	0.33%	2.31%	28.50%	23.77%	0.51%	2.70%	4.74%	1.33%	1.77%	1.11%
10/15	6.32%	2.28%	4.59%	2.64%	7.68%	7.09%	0.35%	2.45%	29.15%	23.42%	0.53%	2.90%	4.29%	1.53%	1.79%	1.15%
10/22	6.06%	2.33%	4.54%	2.76%	9.28%	6.20%	0.34%	2.50%	27.26%	24.51%	0.53%	2.94%	4.49%	1.17%	1.90%	1.28%
10/29	6.43%	2.51%	5.20%	3.03%	7.72%	6.62%	0.33%	2.44%	27.69%	23.05%	0.51%	3.16%	4.44%	1.59%	1.97%	1.39%
11/05	6.26%	2.17%	4.98%	3.06%	8.40%	5.92%	0.30%	2.51%	27.77%	23.41%	0.54%	3.27%	4.43%	1.68%	2.01%	1.46%
11/12	6.19%	2.33%	5.35%	3.03%	8.56%	6.50%	0.36%	2.58%	26.76%	22.59%	0.52%	3.38%	4.97%	1.39%	2.03%	1.59%
11/19	6.10%	2.33%	5.35%	3.09%	7.93%	6.99%	0.37%	2.44%	27.23%	22.90%	0.47%	3.41%	4.77%	1.36%	2.04%	1.40%
11/26	6.41%	2.36%	5.05%	2.76%	8.32%	6.70%	0.33%	2.12%	27.40%	23.65%	0.41%	3.24%	4.87%	1.33%	2.02%	1.45%
12/03	5.64%	2.32%	5.34%	3.07%	9.03%	6.23%	0.34%	2.04%	29.16%	21.92%	0.46%	3.29%	4.59%	1.27%	2.05%	1.43%
12/10	5.90%	2.16%	5.46%	3.01%	9.05%	5.60%	0.33%	2.07%	29.41%	22.40%	0.54%	3.06%	4.48%	1.29%	2.04%	1.33%
12/17	5.55%	2.14%	5.02%	2.83%	8.68%	6.48%	0.40%	1.72%	31.06%	21.84%	0.40%	3.02%	4.04%	1.93%	2.03%	1.10%
12/24	5.96%	2.30%	5.57%	3.17%	9.60%	6.53%	0.45%	1.79%	28.66%	21.38%	0.28%	2.85%	5.00%	1.42%	2.14%	1.08%
12/31	6.55%	2.01%	5.16%	2.85%	10.10%	6.00%	0.31%	1.26%	30.53%	20.45%	0.35%	3.06%	5.12%	1.44%	2.26%	1.13%
1999	6.02%	2.04%	4.65%	2.82%	9.76%	6.52%	0.33%	1.88%	29.39%	22.90%	0.49%	2.80%	4.38%	1.37%	1.82%	1.06%
1998	5.96%	2.16%	4.74%	3.06%	9.57%	6.67%	0.38%	2.31%	29.36%	21.67%	0.56%	2.99%	4.32%	1.74%	1.84%	0.97%

Regions: 1-5: CT, ME, NH, VT, MA, RI, NY, NJ, DE, MD, PA, WV, VA, AL, FL, GA, KY, MS, NC, SC, TN, IL, MI, MN, OH, & WI. Region 6: AR, LA, NM, OK, & TX.

Regions 7-8: IA, KS, MO, NE, CO, MT, ND, SD, UT, & WY. Regions 9-10: AZ, CA, HI, NV, ID, OR, & WA.

Source: NASS

1999

NATIONAL CARLOT MEAT TRADE
REVIEW

Livestock Inventory



Livestock and Seed Program
Livestock and Grain Market News Service
Des Moines, Iowa

Livestock Inventory

Cattle on Feed; Cattle, Hog, and Sheep Inventory; Estimated Calf Slaughter

1999		Cattle on Feed in 7 States										
Month	On Feed		% of	Placements		% of	Marketings		% of	Other		% of
	1998	1999	1998	1998	1999	1998	1998	1999	1998	1998	1999	1998
January	9,455	9,021	95.4%	1,492	1,671	112.0%	1,689	1,738	102.9%	78	47	60.3%
February	9,180	8,907	97.0%	1,290	1,543	119.6%	1,579	1,550	98.2%	56	42	75.0%
March	8,835	8,868	100.4%	1,421	1,731	121.8%	1,580	1,658	104.9%	69	52	75.4%
April	8,607	8,889	103.3%	1,358	1,433	105.5%	1,609	1,671	103.9%	61	78	127.9%
May	8,295	8,573	103.4%	1,740	1,723	99.0%	1,681	1,686	100.3%	65	73	112.3%
June	8,289	8,537	103.0%	1,314	1,505	114.5%	1,727	1,825	105.7%	51	44	86.3%
July	7,825	8,173	104.4%	1,677	1,565	93.3%	1,755	1,816	103.5%	41	43	104.9%
August	7,706	7,879	102.2%	1,773	2,080	117.3%	1,687	1,742	103.3%	42	42	100.0%
September	7,750	8,175	105.5%	2,254	2,345	104.0%	1,577	1,682	106.7%	51	55	107.8%
October	8,376	8,783	104.9%	2,396	2,609	108.9%	1,537	1,560	101.5%	45	63	140.0%
November	9,190	9,769	106.3%	1,732	1,823	105.3%	1,455	1,525	104.8%	63	62	98.4%
December	9,404	10,000	106.3%	1,250	1,408	112.6%	1,564	1,601	102.4%	69	75	108.7%

Cattle Inventory												
As of	Total Cattle		% of	All Cow		% of	Beef Cow		% of	Dairy Cow		% of
	1998	1999	1998	1998	1999	1998	1998	1999	1998	1998	1999	1998
January 1	99,744	98,522	98.8%	43,084	42,615	98.9%	33,885	33,472	98.8%	9,199	9,143	99.4%
July 1	107,700	106,800	99.2%	43,600	43,200	99.1%	34,400	34,050	99.0%	9,200	9,150	99.5%

Hog Inventory												
As of	Total Hogs			% of	Breeding Hogs			% of	Market Hogs			% of
	1997	1998	1999	1998	1997	1998	1999	1998	1997	1998	1999	1998
March 1	55,049	60,163	60,191	100.0%	6,637	6,942	6,527	94.0%	48,412	53,220	53,663	100.8%
June 1	57,366	62,213	60,896	97.9%	6,789	6,958	6,515	93.6%	50,577	55,254	54,380	98.4%
September 1	60,456	63,488	60,776	95.7%	6,858	6,875	6,301	91.7%	53,598	56,612	54,474	96.2%
December 1	61,158	62,206	59,407	95.5%	6,957	6,682	6,244	93.4%	54,200	55,523	53,164	95.8%

Information taken from the NASS Hogs and Pigs report dated 12/29/98

Sheep and Lamb Inventory												
As of	Total Sheep and Lambs			% of	Breeding Sheep and Lambs			% of	Market Sheep and Lambs			% of
	1997	1998	1999	1998	1997	1998	1999	1998	1997	1998	1999	1998
January 1	7,937	7,616	NA	NA	5,850	5,537	NA	NA	2,087	2,079	NA	NA
July 1	9,900	9,400	9,000	95.7%	5,775	5,575	5,350	96.0%	4,125	3,825	3,650	95.4%

Estimated Calf Slaughter Under Federal Inspection												
Month	Bob Veal		% of	Formula Fed		% of	Non-Formula Fed		% of	Other over 400#'s		% of
	1998	1999	1998	1998	1999	1998	1998	1999	1998	1998	1999	1998
January	62,285	40,258	64.6%	57,837	57,198	98.9%	1,707	1,571	92.0%	3,371	3,073	91.2%
February	49,389	44,400	89.9%	56,977	48,847	85.7%	1,597	1,655	103.6%	2,737	2,697	98.5%
March	52,675	46,267	87.8%	65,568	63,824	97.3%	3,089	1,296	42.0%	3,268	3,313	101.4%
April	45,398	33,733	74.3%	57,137	56,905	99.6%	1,538	1,381	89.8%	2,927	2,881	98.4%
May	39,821	29,499	74.1%	55,088	60,027	109.0%	1,340	1,937	144.6%	2,851	3,437	120.6%
June	45,262	38,536	85.1%	63,173	51,228	81.1%	1,714	1,343	78.4%	3,750	3,793	101.1%
July	67,805	51,658	76.2%	57,852	51,702	89.4%	1,698	1,961	115.5%	3,644	3,478	95.4%
August	60,476	56,820	94.0%	56,017	52,934	94.5%	1,839	1,345	73.1%	3,468	4,101	118.3%
September	64,404	56,007	87.0%	62,357	55,336	88.7%	1,530	1,218	79.6%	3,309	4,439	134.1%
October	56,048	40,173	71.7%	57,356	56,334	98.2%	3,511	1,614	46.0%	4,085	3,679	90.1%
November	42,196	42,195	100.0%	59,610	52,691	88.4%	2,838	1,882	66.3%	4,056	3,631	89.5%
December	57,858	41,038	70.9%	62,398	63,788	102.2%	2,314	1,414	61.1%	4,331	3,359	77.6%

Source: USDA National Agricultural Statistics Service

All numbers in 1,000 head except calves.

1999

NATIONAL CARLOT MEAT TRADE
REVIEW

Meat Grading & Certification



Livestock and Seed Program
Livestock and Grain Market News Service
Des Moines, Iowa

National Steer & Heifer Estimated Grading Percent Percent of Total of All Regions by Yield and Quality Grade

1999	Total Quality & Yield Graded							Quality Only			Yield Only		
Week Ending	By Quality Grade			By Yield Grade				Total Quality Graded Only			Total Yield Graded Only		
	Prime	Choice	Select	1	2	3	4	Prime	Choice	Select	1	2	3
01/08	1.80%	48.26%	31.23%	9.33%	39.94%	33.71%	1.33%	0.81%	5.42%	3.06%	0.89%	1.27%	0.91%
01/15	1.98%	47.83%	29.66%	9.26%	39.32%	32.53%	1.30%	0.92%	5.84%	3.61%	0.95%	1.24%	0.80%
01/22	2.06%	49.56%	29.84%	9.36%	39.40%	34.33%	1.48%	0.97%	5.49%	3.38%	0.91%	1.33%	0.92%
01/29	2.31%	50.52%	28.81%	9.29%	40.27%	33.70%	1.51%	1.05%	6.34%	3.64%	0.92%	1.29%	0.99%
02/05	2.03%	50.87%	29.56%	9.06%	40.91%	34.19%	1.39%	1.10%	6.06%	3.61%	0.94%	1.20%	1.01%
02/12	2.21%	50.56%	28.66%	8.89%	40.56%	33.64%	1.36%	0.99%	5.65%	3.08%	0.87%	1.30%	0.91%
02/19	2.16%	50.58%	28.92%	9.37%	40.66%	33.45%	1.44%	1.01%	6.18%	3.03%	0.94%	1.33%	1.03%
02/26	2.20%	49.72%	28.74%	8.98%	40.17%	33.41%	1.41%	1.00%	6.44%	3.11%	0.95%	1.34%	1.07%
03/05	2.34%	51.07%	28.45%	9.73%	40.53%	33.70%	1.52%	1.03%	6.93%	3.30%	1.07%	1.50%	1.09%
03/12	2.27%	51.22%	28.75%	9.98%	40.50%	33.90%	1.52%	1.05%	6.64%	3.47%	1.16%	1.49%	1.06%
03/19	2.48%	51.63%	27.92%	9.64%	40.47%	33.90%	1.43%	1.01%	6.53%	3.29%	0.99%	1.39%	1.07%
03/26	2.46%	48.69%	27.73%	9.63%	39.15%	32.45%	1.34%	1.02%	6.56%	2.97%	1.10%	1.44%	1.17%
04/02	2.39%	49.33%	28.15%	9.82%	39.92%	32.57%	1.36%	1.10%	6.41%	2.89%	1.14%	1.47%	1.21%
04/09	2.47%	49.58%	28.79%	10.15%	40.87%	32.06%	1.42%	1.05%	6.39%	2.88%	1.16%	1.46%	1.07%
04/16	2.64%	49.14%	29.01%	9.86%	40.27%	32.98%	1.37%	1.02%	6.35%	3.20%	1.15%	1.51%	1.09%
04/23	2.41%	48.45%	29.59%	10.67%	41.18%	31.23%	1.29%	1.08%	6.33%	3.25%	1.31%	1.65%	1.01%
04/30	2.43%	48.19%	30.49%	10.56%	42.04%	30.86%	1.36%	0.82%	5.90%	3.43%	1.32%	1.53%	0.92%
05/07	2.42%	48.19%	30.30%	10.66%	41.65%	30.90%	1.37%	0.87%	6.05%	3.49%	1.37%	1.43%	0.91%
05/14	2.42%	48.83%	30.54%	10.56%	43.55%	30.20%	1.22%	0.87%	5.59%	3.54%	1.40%	1.50%	0.83%
05/21	2.23%	47.43%	30.18%	10.70%	41.95%	29.96%	1.15%	0.79%	5.28%	3.79%	1.53%	1.57%	0.83%
05/28	2.11%	47.24%	31.86%	11.28%	42.81%	29.96%	1.26%	0.91%	5.11%	3.30%	1.56%	1.65%	0.90%
06/04	2.09%	49.25%	32.31%	10.63%	43.48%	31.90%	1.15%	0.74%	4.70%	3.07%	1.51%	1.37%	0.63%
06/11	2.39%	49.58%	32.61%	10.29%	43.34%	32.97%	1.44%	0.51%	3.61%	2.48%	1.41%	1.44%	0.62%
06/18	2.26%	47.96%	33.69%	11.03%	43.30%	31.90%	1.49%	0.61%	5.20%	2.61%	1.56%	1.55%	0.72%
06/25	2.12%	47.61%	32.88%	10.35%	42.29%	32.18%	1.49%	0.54%	4.16%	2.50%	1.47%	1.56%	0.67%
07/02	2.24%	49.22%	34.24%	10.74%	44.63%	32.50%	1.36%	0.47%	4.07%	2.62%	1.57%	1.42%	0.58%
07/09	1.92%	48.00%	34.25%	10.22%	42.96%	33.26%	1.49%	0.48%	4.29%	2.48%	1.43%	1.58%	0.70%
07/16	1.96%	48.13%	35.91%	10.92%	43.07%	34.53%	1.62%	0.47%	4.27%	2.57%	1.70%	1.75%	0.69%
07/23	2.11%	47.10%	34.07%	9.81%	41.58%	34.25%	1.58%	0.51%	4.42%	2.57%	1.69%	1.64%	0.63%
07/30	2.10%	46.92%	33.66%	9.48%	41.81%	33.56%	1.58%	0.56%	4.86%	3.01%	1.45%	1.65%	0.66%
08/06	2.02%	45.44%	33.37%	9.59%	41.07%	32.82%	1.39%	0.54%	4.46%	2.69%	1.68%	1.72%	0.67%
08/13	2.19%	47.62%	34.04%	9.82%	41.65%	34.87%	1.60%	0.48%	4.14%	2.78%	1.63%	1.76%	0.75%
08/20	2.13%	46.65%	33.86%	10.06%	40.41%	34.82%	1.54%	0.45%	3.97%	2.83%	1.65%	1.83%	0.71%
08/27	2.23%	47.36%	33.87%	9.79%	41.49%	35.08%	1.59%	0.49%	4.38%	2.87%	1.77%	1.91%	0.83%
09/03	2.05%	44.25%	33.43%	9.53%	39.38%	33.92%	1.53%	0.52%	4.37%	2.60%	1.83%	2.02%	0.81%
09/10	2.03%	47.08%	36.03%	10.19%	41.78%	36.19%	1.64%	0.49%	4.42%	2.73%	1.80%	2.01%	0.84%
09/17	2.08%	45.95%	35.29%	10.47%	41.54%	34.41%	1.63%	0.51%	3.86%	2.50%	1.86%	2.03%	0.82%
09/24	2.25%	45.07%	34.30%	9.79%	40.55%	34.01%	1.76%	0.51%	3.42%	2.37%	1.64%	2.02%	0.84%
10/01	2.18%	44.45%	35.48%	10.79%	40.81%	33.91%	1.55%	0.52%	4.33%	2.39%	1.93%	2.17%	0.87%
10/08	2.16%	43.59%	35.36%	10.58%	38.93%	34.64%	1.53%	0.54%	4.62%	2.56%	1.81%	1.90%	0.88%
10/15	2.33%	46.40%	34.06%	9.98%	40.66%	34.56%	1.64%	0.54%	4.48%	2.80%	1.54%	1.78%	0.76%
10/22	2.43%	46.46%	35.05%	10.68%	41.56%	34.07%	1.64%	0.53%	4.31%	2.29%	1.53%	1.73%	0.77%
10/29	2.67%	47.46%	34.58%	9.95%	41.67%	35.36%	1.82%	0.58%	4.82%	2.71%	1.49%	1.81%	0.82%
11/05	2.44%	45.56%	32.95%	9.39%	40.61%	33.09%	1.68%	0.59%	4.34%	2.83%	1.33%	1.67%	0.81%
11/12	2.50%	47.72%	33.99%	9.77%	42.38%	34.13%	1.67%	0.58%	4.51%	2.56%	1.24%	1.71%	0.79%
11/19	2.34%	46.75%	34.43%	10.34%	41.43%	33.66%	1.45%	0.55%	4.93%	2.59%	1.17%	1.50%	0.70%
11/26	2.14%	45.96%	32.59%	8.98%	40.71%	32.53%	1.29%	0.73%	6.09%	4.13%	0.98%	1.29%	0.56%
12/03	2.07%	47.24%	35.23%	9.69%	41.62%	35.03%	1.52%	0.55%	4.14%	2.39%	1.13%	1.50%	0.73%
12/10	2.19%	49.10%	34.97%	9.41%	42.24%	36.42%	1.54%	0.52%	4.35%	2.72%	1.11%	1.49%	0.83%
12/17	2.01%	47.78%	33.98%	9.36%	40.98%	35.11%	1.49%	0.48%	3.91%	2.66%	1.14%	1.40%	0.67%
12/24	2.00%	47.48%	34.09%	9.26%	40.74%	35.27%	1.43%	0.63%	4.97%	3.26%	1.05%	1.40%	0.72%
12/31	1.94%	49.37%	32.63%	8.92%	40.77%	35.92%	1.55%	0.55%	4.62%	2.70%	1.19%	1.32%	0.71%
1999	2.22%	47.99%	32.20%	9.93%	41.26%	33.47%	1.47%	0.72%	5.09%	2.95%	1.34%	1.57%	0.84%
1998	2.15%	48.38%	30.03%	10.19%	40.69%	32.77%	1.33%	0.87%	5.92%	3.59%	1.50%	1.82%	1.13%

1999 National Summary of Meats Graded

Beef by Number of Head										
Period Covered	Choice					Select				
	YG #1	YG #2	YG #3	YG #4	YG #5	YG #1	YG #2	YG #3	YG #4	YG #5
01/03 - 01/30	69,659	503,324	532,259	23,730	2,044	123,168	369,367	191,952	4,435	268
01/31 - 02/27	66,001	500,806	514,578	22,710	1,915	112,025	345,578	172,691	4,358	380
02/28 - 04/03	86,351	607,269	622,188	28,000	2,498	143,879	406,294	197,082	5,148	565
04/04 - 05/01	73,091	508,257	497,321	23,015	2,097	131,096	368,781	162,560	3,673	413
05/02 - 05/29	72,350	546,249	502,682	22,055	1,650	149,659	413,987	166,262	3,605	314
05/30 - 07/03	80,226	664,048	657,101	30,114	2,099	186,373	548,518	234,281	5,409	493
07/04 - 07/31	53,937	479,591	522,384	25,999	1,706	140,067	435,164	205,490	4,806	316
08/01 - 08/28	54,405	478,404	549,636	26,619	1,933	138,116	442,099	216,775	4,811	344
08/29 - 10/02	65,683	561,623	655,414	33,728	2,389	176,259	549,881	281,231	6,871	521
10/03 - 10/30	57,739	459,736	528,015	27,860	2,088	142,582	430,836	223,103	5,620	452
10/31 - 11/27	55,775	435,772	461,249	22,710	1,751	121,362	385,241	192,180	4,328	400
11/28 - 01/01	63,183	521,182	587,582	27,055	2,132	140,871	458,558	247,412	5,936	463

Beef by Number of Head										
Period Covered	Prime					Yield Only				
	YG #1	YG #2	YG #3	YG #4	YG #5	YG #1	YG #2	YG #3	YG #4	YG #5
01/03 - 01/30	717	13,672	29,540	2,878	245	21,163	29,502	20,825	1,380	68
01/31 - 02/27	670	14,714	29,370	2,313	206	20,255	28,332	22,026	1,348	75
02/28 - 04/03	1,078	18,734	40,914	2,900	263	29,163	38,942	29,902	2,233	94
04/04 - 05/01	927	17,282	35,417	2,560	181	27,977	34,756	22,991	1,543	93
05/02 - 05/29	844	17,848	33,799	2,360	176	34,973	36,737	20,703	1,817	138
05/30 - 07/03	941	20,817	41,470	3,160	185	44,298	43,248	18,967	2,293	106
07/04 - 07/31	510	12,569	30,448	2,628	156	35,730	37,706	15,193	2,345	122
08/01 - 08/28	598	13,663	33,645	2,912	167	40,052	42,911	17,537	2,062	92
08/29 - 10/02	738	15,605	41,626	3,500	235	52,706	59,657	24,335	2,941	125
10/03 - 10/30	631	13,558	37,533	3,290	268	36,798	41,684	18,595	2,259	161
10/31 - 11/27	587	13,270	32,705	2,893	229	24,906	32,431	15,129	2,242	118
11/28 - 01/01	668	14,042	33,301	2,929	213	28,032	35,496	18,245	1,740	123

Lamb & Mutton by Number of Head										
Period Covered	Prime					Choice				
	YG #1	YG #2	YG #3	YG #4	YG #5	YG #1	YG #2	YG #3	YG #4	YG #5
01/03 - 01/30	108	5,702	11,959	3,047	596	16,547	91,772	85,338	13,601	2,408
01/31 - 02/27	1,488	13,475	16,347	3,438	680	24,025	105,292	81,702	11,291	2,095
02/28 - 04/03	1,547	14,380	18,018	3,709	972	32,817	163,977	130,911	16,952	3,474
04/04 - 05/01	133	5,688	9,590	2,447	534	16,958	92,367	78,462	12,196	1,875
05/02 - 05/29	264	5,397	9,172	2,206	727	21,402	93,912	69,645	10,388	2,112
05/30 - 07/03	1,421	9,516	12,063	2,789	540	26,185	98,276	73,487	11,042	2,225
07/04 - 07/31	240	4,913	7,058	1,914	405	23,645	77,558	54,871	8,978	1,680
08/01 - 08/28	1,248	9,849	8,653	1,859	303	31,086	89,390	56,113	6,631	886
08/29 - 10/02	397	5,798	8,365	1,990	392	33,811	116,842	89,743	10,412	2,642
10/03 - 10/30	216	5,410	8,269	2,054	289	23,740	107,163	81,144	10,038	1,405
10/31 - 11/27	147	5,908	9,834	2,678	421	19,283	94,523	91,952	13,644	3,164
11/28 - 01/01	193	6,452	10,169	2,537	471	20,266	125,559	123,192	18,186	2,222

Source: USDA Meat Grading and Certification Branch

1999

NATIONAL CARLOT MEAT TRADE
REVIEW

Beef Statistical Data



Livestock and Seed Program
Livestock and Grain Market News Service
Des Moines, Iowa

1999

NATIONAL CARLOT MEAT TRADE
REVIEW

Boxed Beef



Livestock and Seed Program
Livestock and Grain Market News Service
Des Moines, Iowa

Beef Market Statistics

Boxed Beef Cutouts & Load Counts

1999	Boxed Beef Cutouts				Boxed Beef Load Count Breakdown									
Week Ending	CHOICE		SELECT		Total Loads	Choice Cut Loads				Select Cut Loads				Other* Loads
	600-750	750-900	600-750	750-900		Rib	Chuck	Round	Loin	Rib	Chuck	Round	Loin	
01/08	98.25	98.54	93.31	93.23	1,929.5	92.0	271.5	292.0	196.0	115.5	364.0	304.0	208.5	86.0
01/15	103.48	103.37	98.12	98.21	1,821.5	55.0	248.5	373.0	174.5	47.0	298.0	317.0	201.0	107.5
01/22	103.69	103.76	99.17	99.16	1,393.0	58.5	224.5	214.0	117.0	35.0	217.0	294.0	157.0	76.0
01/29	99.51	98.87	95.32	94.91	1,453.0	56.0	217.5	260.0	221.5	39.5	229.0	234.5	140.5	54.5
02/05	96.62	96.12	92.80	92.60	2,055.0	59.0	337.5	416.5	200.5	68.5	317.0	342.5	230.0	83.5
02/12	100.26	100.05	96.86	97.19	1,085.5	34.0	158.5	248.5	113.0	41.0	169.0	161.5	116.5	43.5
02/19	101.68	101.82	99.21	99.55	1,266.5	74.5	194.5	239.5	163.0	56.0	197.5	138.0	134.5	69.0
02/26	99.96	99.85	97.75	98.19	1,773.0	95.0	238.0	366.5	200.5	65.0	296.0	324.0	138.5	49.5
03/05	101.38	101.65	99.85	99.70	1,665.5	72.5	267.5	281.0	156.5	83.0	286.0	330.5	124.0	64.5
03/12	103.96	104.22	102.94	102.78	1,422.5	44.0	279.0	267.5	181.5	24.5	191.5	210.0	133.0	91.5
03/19	104.06	104.66	103.02	103.21	1,170.5	26.0	236.5	278.0	110.5	14.5	180.5	171.5	105.0	48.0
03/26	104.48	104.76	103.08	102.94	1,514.5	56.0	238.5	339.5	147.5	25.0	212.5	299.5	142.5	53.5
04/02	104.22	104.14	101.36	101.42	1,572.5	46.5	275.5	274.5	205.0	53.0	239.5	221.5	208.0	49.0
04/09	104.86	104.57	100.70	100.93	1,586.0	90.0	222.5	286.5	142.5	46.5	236.5	295.0	173.5	93.0
04/16	106.71	106.60	101.66	101.74	1,701.0	58.5	284.5	406.5	179.0	67.5	263.0	279.0	112.5	50.5
04/23	108.35	108.30	102.33	102.47	1,477.0	39.5	297.5	252.0	126.0	51.0	239.0	284.5	121.5	66.0
04/30	110.28	110.20	103.23	103.32	1,450.5	63.5	243.5	199.5	121.5	71.0	298.0	212.0	159.0	82.5
05/07	110.03	110.03	102.17	102.27	1,581.0	54.0	236.0	243.5	136.5	67.5	284.0	225.0	251.5	83.0
05/14	110.11	110.27	101.29	101.28	1,707.5	43.0	276.5	267.0	127.0	96.0	288.5	340.0	178.0	91.5
05/21	111.42	111.53	101.83	102.13	1,579.0	51.5	233.5	291.0	159.0	46.0	245.5	278.5	212.5	61.5
05/28	112.02	112.43	101.61	102.10	1,935.0	89.0	235.5	309.5	187.5	114.0	290.5	397.5	244.0	67.5
06/04	112.50	112.98	101.28	102.03	1,218.0	31.0	232.0	208.0	95.0	30.0	210.5	167.5	154.5	89.5
06/11	115.69	116.07	104.28	104.89	1,369.5	38.0	216.0	209.0	140.5	50.0	257.0	234.0	174.5	50.5
06/18	118.14	118.86	106.94	107.64	1,091.5	25.0	154.5	194.0	71.0	26.0	244.0	196.0	138.0	43.0
06/25	117.27	118.06	105.56	106.09	1,464.5	24.5	216.0	333.0	103.0	29.0	242.0	330.0	129.5	57.5
07/02	113.35	114.08	102.78	103.18	1,725.0	45.0	221.0	349.5	164.5	71.0	292.5	382.0	157.0	42.5
07/09	111.78	111.48	101.44	101.70	1,559.0	74.5	204.5	321.5	212.5	65.0	182.0	232.0	192.5	74.5
07/16	111.14	111.14	101.31	101.66	1,437.0	56.5	217.0	235.0	171.5	90.5	205.5	198.0	209.5	53.5
07/23	110.12	110.52	100.21	100.60	1,683.0	41.0	234.0	355.0	211.5	52.0	219.5	298.5	191.0	80.5
07/30	111.12	111.40	101.71	101.84	1,132.0	40.5	157.5	228.0	109.0	47.5	169.5	207.0	124.0	49.0
08/06	112.03	112.03	102.89	102.96	1,443.0	54.0	228.5	281.0	147.5	46.5	246.0	228.5	152.0	59.0
08/13	113.60	113.45	103.70	104.04	1,719.0	53.5	222.0	294.0	198.5	70.0	299.0	329.5	199.5	53.0
08/20	115.53	115.88	105.25	105.90	1,407.5	44.5	204.5	260.0	94.5	36.0	273.0	323.0	124.5	47.5
08/27	114.83	115.70	104.96	105.59	1,382.0	53.0	243.5	225.0	107.5	52.5	291.5	220.0	141.0	48.0
09/03	113.35	113.56	103.28	103.25	1,314.0	35.0	158.0	245.0	141.5	61.0	245.0	226.5	149.5	52.5
09/10	113.62	113.47	102.36	101.93	1,452.5	57.5	148.0	232.0	149.5	71.5	278.0	218.5	230.5	67.0
09/17	116.27	115.96	103.34	102.88	1,268.0	32.5	105.0	212.0	172.5	50.5	180.0	283.0	185.0	47.5
09/24	116.20	115.69	102.65	102.41	1,442.0	22.0	261.0	203.5	152.5	33.5	305.5	243.0	164.5	56.5
10/01	116.19	117.13	102.92	103.00	1,758.5	27.0	297.0	350.0	127.0	34.0	356.5	353.0	142.5	71.5
10/08	118.19	119.47	103.93	104.72	1,317.0	28.5	155.5	205.5	110.0	22.5	250.0	268.5	199.5	77.0
10/15	119.29	120.77	104.61	105.29	1,161.5	20.0	175.0	189.5	77.5	52.5	217.0	220.5	137.5	72.0
10/22	120.21	121.06	104.58	104.77	1,109.0	26.0	162.0	167.0	92.5	62.5	197.0	262.0	106.5	33.5
10/29	119.15	119.64	103.37	103.19	1,542.0	37.0	211.5	256.0	112.0	41.5	336.0	355.5	152.0	40.5
11/05	117.56	117.52	102.12	101.96	1,309.0	17.5	203.0	209.5	114.5	33.0	245.0	241.0	181.0	64.5
11/12	115.37	114.69	101.52	100.82	1,721.0	33.0	215.0	334.5	202.5	57.0	307.5	294.0	236.5	41.0
11/19	117.26	117.22	104.54	103.62	1,197.5	32.5	194.5	267.5	123.0	48.0	185.0	200.5	108.0	38.5
11/26	119.33	119.37	106.63	106.37	788.0	23.0	90.0	175.5	90.5	31.5	121.5	141.5	75.5	39.0
12/03	117.80	116.97	105.46	104.75	1,404.0	30.0	201.0	245.5	121.5	32.0	280.0	323.0	125.0	46.0
12/10	116.63	115.46	104.57	103.50	1,485.5	38.5	186.0	330.0	153.5	28.0	306.5	246.0	155.0	42.0
12/17	118.34	118.16	106.76	106.22	1,048.0	25.5	140.5	176.5	100.5	39.0	200.5	193.5	127.0	45.0
12/24	118.75	117.83	108.04	107.53	740.0	20.5	96.0	122.0	64.5	30.0	143.0	157.5	73.0	33.5
12/31	117.04	115.99	106.78	106.34	636.5	26.5	76.5	120.5	72.0	38.5	99.0	96.0	89.0	18.5
1999	111.21	111.29	102.26	102.31	74,464	2,372	11,044	13,641	7,370	2,660	12,728	13,330	8,217	3,106
1998	99.78	98.51	93.62	92.66	88,250	3,341	14,417	15,989	9,244	2,842	14,800	13,695	10,376	3,549

* Other = back ribs, inside skirts, cap and wedge meat, and pectoral.

Beef Market Statistics

Boxed Beef Composite Primal Values - Choice

1999	Choice Beef Composite Primal Values										
Week Ending	Choice 600-750 lbs.				Choice 750-900 lbs.				Ch 600-900 lbs.		
	Rib	Chuck	Round	Loin	Rib	Chuck	Round	Loin	Brisket	Short Plate	Flank
01/08	145.55	69.83	92.52	152.88	142.47	71.42	92.54	153.67	55.13	53.81	52.06
01/15	150.95	77.79	97.69	156.67	147.93	78.95	98.02	155.76	57.38	56.40	53.19
01/22	150.74	78.63	97.93	157.10	148.22	80.38	98.36	155.88	55.05	56.59	51.83
01/29	146.65	74.03	94.05	152.12	143.74	74.71	94.51	149.16	52.21	53.52	49.54
02/05	147.48	70.75	90.63	146.44	144.89	70.78	91.10	144.91	51.12	54.00	48.36
02/12	153.43	73.79	94.74	149.93	150.24	74.11	94.79	150.16	56.66	55.99	49.66
02/19	154.15	74.82	95.76	152.60	152.68	74.83	95.70	154.09	59.00	56.90	49.96
02/26	153.66	71.31	92.77	153.00	150.59	71.59	92.82	153.64	62.29	54.80	47.91
03/05	158.34	70.50	94.33	155.56	156.74	71.41	94.45	156.29	67.00	55.16	47.03
03/12	161.92	71.76	93.68	162.15	161.47	72.02	93.75	163.18	75.25	56.60	47.69
03/19	166.38	69.54	92.28	162.97	165.51	71.22	92.35	163.84	78.23	59.27	48.88
03/26	166.85	70.44	91.02	163.42	165.27	71.54	91.14	163.91	77.52	62.66	50.84
04/02	165.50	70.38	90.48	165.50	163.00	70.95	90.60	165.48	70.43	62.82	49.66
04/09	164.39	69.84	89.47	173.17	162.23	69.21	89.63	173.62	62.28	62.07	49.90
04/16	165.95	69.96	89.99	180.87	165.23	69.26	90.02	181.67	56.89	63.11	52.69
04/23	168.35	70.05	90.68	187.51	168.66	69.12	90.65	188.42	54.20	63.08	50.97
04/30	170.60	69.80	92.06	194.58	169.95	69.52	92.00	194.96	54.55	62.37	50.48
05/07	171.16	69.61	91.90	193.78	171.17	68.98	91.86	194.70	55.58	60.67	51.02
05/14	172.92	69.57	90.90	193.01	172.28	69.22	91.00	194.50	56.71	62.75	52.78
05/21	175.26	70.19	90.68	194.51	174.26	69.97	90.78	195.75	58.00	67.80	57.32
05/28	177.61	70.99	91.22	193.92	177.28	70.74	91.22	196.35	58.43	68.40	58.55
06/04	182.97	70.56	91.40	193.99	183.61	69.79	91.41	196.97	59.27	67.51	57.76
06/11	190.61	71.48	94.38	198.96	191.02	70.99	94.32	201.29	64.42	67.93	59.49
06/18	197.99	73.28	96.04	200.57	198.09	73.36	95.91	203.99	68.04	69.66	61.38
06/25	200.03	73.04	94.31	197.60	199.15	73.70	94.17	201.04	68.06	69.88	60.62
07/02	193.94	73.07	90.38	188.44	193.36	73.59	90.40	191.43	63.69	67.88	59.00
07/09	187.70	77.35	87.99	182.03	185.16	75.20	88.06	184.86	57.28	68.75	59.57
07/16	186.30	77.72	88.59	177.85	184.12	75.70	88.63	181.78	56.01	71.69	59.75
07/23	187.39	76.95	87.27	174.60	186.69	75.84	87.35	178.30	57.39	71.06	60.89
07/30	187.46	78.77	87.50	175.89	186.41	77.68	87.66	179.14	59.46	71.55	60.64
08/06	189.35	79.16	87.34	177.09	189.78	77.31	87.47	179.24	63.76	73.94	59.82
08/13	192.88	78.62	87.69	179.95	192.55	76.71	87.83	181.92	68.19	78.07	62.73
08/20	196.57	79.42	89.68	182.13	195.45	78.44	89.88	185.55	69.25	81.55	64.60
08/27	193.29	78.53	91.67	181.13	192.58	78.21	92.03	185.69	65.11	80.38	64.59
09/03	190.03	79.69	92.97	175.89	188.85	77.53	92.99	180.49	62.68	74.89	61.87
09/10	188.53	82.89	94.99	174.14	187.47	79.97	94.93	178.10	60.62	69.56	59.60
09/17	196.34	86.06	98.19	176.00	193.70	83.78	98.14	179.18	60.48	67.07	57.98
09/24	200.25	83.77	97.20	178.05	198.13	80.47	97.24	181.27	59.88	66.62	58.70
10/01	203.53	79.69	96.97	181.91	204.47	78.53	97.04	187.42	59.40	66.79	60.43
10/08	206.34	79.59	99.07	187.72	208.66	78.93	99.03	193.52	59.74	66.75	60.65
10/15	206.53	79.13	101.34	190.72	209.66	78.62	101.09	197.03	60.78	66.97	60.92
10/22	208.28	78.80	101.84	193.06	208.46	78.75	101.47	197.45	62.04	68.54	61.82
10/29	207.12	78.32	99.10	192.11	205.18	77.77	99.09	196.21	61.45	68.82	62.57
11/05	206.57	76.28	96.93	190.31	204.57	75.53	97.01	192.08	63.62	67.19	61.01
11/12	203.96	75.22	95.00	183.69	200.06	74.96	94.89	182.97	67.12	67.91	61.07
11/19	210.11	77.93	96.82	180.55	208.13	78.19	96.60	181.25	74.91	71.43	61.01
11/26	211.19	82.17	97.66	181.68	209.89	80.88	97.46	184.59	77.23	72.40	63.37
12/03	211.23	81.48	94.26	179.16	208.50	80.07	94.27	178.63	75.64	72.70	63.77
12/10	215.70	80.58	94.15	173.54	214.33	78.59	93.96	171.64	70.09	73.94	64.26
12/17	214.14	82.78	98.06	173.62	214.21	81.50	97.57	175.03	73.04	75.85	65.64
12/24	202.24	85.28	101.51	173.52	198.71	83.52	101.23	173.78	75.42	77.00	66.88
12/31	185.80	86.19	102.49	171.98	181.39	84.19	102.40	172.19	75.44	76.62	66.59
1999	183.50	75.91	93.80	177.11	182.23	75.35	93.82	178.92	63.34	66.53	57.29
1998	159.76	68.60	87.74	158.57	155.42	66.29	87.74	158.06	50.04	58.02	55.67

All average reflect simple averages

Beef Market Statistics

Boxed Beef Composite Primal Values - Select

1999	Select Beef Composite Primal Values										
Week Ending	Select 600-750 lbs.				Select 750-900 lbs.				Se 600-900 lbs.		
	Rib	Chuck	Round	Loin	Rib	Chuck	Round	Loin	Brisket	Short Plate	Flank
01/08	132.73	70.68	90.78	135.94	131.31	70.79	90.95	136.03	54.98	56.76	51.81
01/15	139.78	77.10	95.69	139.30	138.17	77.91	95.95	139.14	57.06	60.10	51.68
01/22	141.81	79.70	95.63	139.93	140.76	79.74	95.93	140.04	56.16	60.32	51.04
01/29	140.29	74.38	91.86	136.75	139.02	73.90	91.70	136.33	51.89	56.01	48.83
02/05	140.36	69.88	89.71	133.51	139.54	69.95	89.50	133.14	51.08	56.59	47.43
02/12	146.83	73.42	93.82	138.07	147.56	73.84	93.54	138.95	56.23	58.59	49.81
02/19	151.88	74.44	95.34	142.46	151.55	74.56	95.01	144.41	58.17	59.42	49.55
02/26	150.36	70.79	92.54	144.67	150.04	71.25	92.41	146.40	61.09	57.29	47.80
03/05	155.52	72.28	92.89	148.25	153.63	71.32	92.83	149.92	65.76	58.02	46.45
03/12	159.09	73.35	92.35	157.32	159.57	72.46	92.37	157.54	74.19	59.65	47.02
03/19	161.36	71.80	91.44	157.45	161.91	71.94	91.44	157.85	78.14	62.27	48.65
03/26	160.63	73.16	91.17	155.29	160.51	72.40	91.19	155.74	77.56	65.39	50.07
04/02	157.13	72.09	90.34	153.34	157.22	71.47	90.44	154.34	69.99	65.36	49.60
04/09	155.93	70.49	88.99	156.73	155.84	69.70	89.05	158.85	63.07	64.03	49.39
04/16	155.63	70.21	89.73	161.90	155.55	69.61	89.68	163.16	57.64	64.80	50.73
04/23	156.49	70.52	89.32	165.21	157.47	69.68	89.36	166.47	55.12	65.18	50.12
04/30	157.69	70.02	90.99	167.76	157.82	69.70	90.80	168.77	56.08	65.09	48.80
05/07	156.51	68.74	90.05	166.64	156.84	68.71	89.89	167.19	55.76	63.53	49.46
05/14	154.25	69.55	88.76	162.50	154.47	69.32	88.68	162.75	56.83	65.44	52.29
05/21	158.27	70.23	88.04	160.15	159.23	70.19	88.07	161.10	58.05	69.79	56.96
05/28	159.92	70.36	87.26	158.61	160.15	70.31	87.13	161.03	58.53	70.09	57.15
06/04	161.46	69.37	87.61	157.48	162.50	69.38	87.54	160.59	58.41	69.34	57.32
06/11	166.73	71.46	89.84	161.65	169.59	70.60	89.87	164.22	64.25	70.45	58.33
06/18	171.57	72.44	91.64	166.37	173.16	72.80	91.71	168.28	68.39	72.40	60.56
06/25	170.85	72.44	88.65	163.40	170.91	72.77	88.69	165.37	67.89	72.99	59.79
07/02	164.12	72.72	86.97	157.63	164.76	72.90	87.07	158.81	61.64	71.02	58.75
07/09	160.74	75.11	86.83	150.93	160.46	74.78	86.94	152.61	57.36	71.39	58.15
07/16	157.94	77.40	87.23	147.31	157.59	75.99	87.35	150.98	56.05	74.09	59.65
07/23	156.75	76.46	86.01	145.07	156.73	75.25	86.10	148.53	57.93	73.41	59.74
07/30	158.01	79.20	86.40	146.63	157.89	77.39	86.55	149.65	60.32	74.03	58.87
08/06	161.73	79.33	86.33	148.31	161.70	76.88	86.37	152.00	63.93	76.00	60.30
08/13	165.26	78.57	85.93	149.47	165.13	76.60	86.15	153.64	66.55	79.94	61.90
08/20	166.46	79.87	87.53	150.73	168.65	78.04	87.72	154.98	68.40	83.42	63.45
08/27	167.94	79.01	88.42	150.15	167.55	77.70	88.67	154.89	65.21	82.35	62.77
09/03	162.27	79.72	87.77	148.09	162.47	76.66	88.12	151.70	61.61	76.67	60.83
09/10	158.54	81.34	87.98	146.56	158.34	77.44	88.38	149.63	57.01	71.50	58.45
09/17	159.53	83.33	89.48	147.53	159.69	79.90	89.77	149.77	56.43	69.39	56.60
09/24	162.82	80.37	88.64	147.50	162.89	78.04	89.02	149.18	57.26	68.67	57.14
10/01	171.03	78.05	87.69	148.19	171.20	76.01	88.25	150.72	58.25	68.47	58.93
10/08	174.23	78.17	88.41	150.14	174.40	76.26	89.03	155.73	59.65	68.29	58.78
10/15	172.77	77.84	88.87	153.67	171.63	76.84	89.39	158.34	59.71	68.93	59.74
10/22	167.71	79.06	88.62	153.59	168.07	77.54	88.99	156.04	61.67	70.82	59.87
10/29	166.75	77.59	87.96	150.88	165.63	76.15	88.18	152.39	61.97	70.97	60.40
11/05	164.90	76.35	87.62	149.04	166.00	75.29	87.85	148.95	61.75	68.87	58.96
11/12	163.00	76.65	88.40	145.01	164.31	74.90	88.61	143.20	64.97	69.47	58.74
11/19	169.56	80.99	90.94	144.28	170.27	78.78	90.99	142.60	71.51	72.75	59.18
11/26	175.68	82.23	92.60	145.93	175.02	81.25	92.50	146.51	74.84	73.50	62.14
12/03	173.87	81.45	91.43	144.37	173.81	80.39	91.36	142.57	71.95	73.32	62.57
12/10	176.08	80.01	91.39	141.02	174.31	78.29	91.47	139.16	70.53	74.18	62.96
12/17	178.30	82.23	94.94	141.68	174.96	80.71	94.97	142.97	72.94	76.33	65.08
12/24	174.13	84.52	97.72	142.65	170.12	83.27	97.69	144.17	74.52	78.18	65.74
12/31	155.33	85.32	100.76	142.22	157.05	83.86	100.14	141.92	74.79	78.25	65.70
1999	160.55	75.80	90.14	150.37	160.48	74.83	90.22	151.91	62.71	68.71	56.27
1998	142.51	69.72	85.32	139.42	141.35	66.74	85.32	139.65	50.25	58.20	55.34

All average reflect simple averages

Beef Market Statistics Choice & Select Fabricated Boxed Beef Cuts

Weekly Weighted Averages & Load Counts																
1999 Week Ending	107 PSO 1 Bone-In 3x4 Rib				109E PSO 1 Bn-in Lip-On Ribeye				112A PSO 3 Lip-On Ribeye 12-Dn				112A PSO 3 Lip-On Ribeye 12-Up			
	Ch Lds	Ch \$	Se Lds	Se \$	Ch Lds	Ch \$	Se Lds	Se \$	Ch Lds	Ch \$	Se Lds	Se \$	Ch Lds	Ch \$	Se Lds	Se \$
01/08	2.0	188.00	1.0	178.00	25.5	281.71	47.5	252.69	11.5	361.96	5.5	311.36	51.5	335.40	60.5	301.10
01/15	1.0	197.00	1.5	180.33	26.0	291.27	26.0	267.04	8.0	376.69	2.0	325.25	19.0	340.13	17.5	317.67
01/22	0.5	196.00			12.5	279.96	15.5	266.10	8.0	362.69	2.5	328.20	37.5	335.51	16.5	319.48
01/29	4.0	194.00	1.0	185.00	20.5	274.71	11.5	266.83	8.0	349.88	5.0	317.30	22.5	330.51	22.0	315.25
02/05	0.5	210.00			17.5	280.14	25.0	268.98	10.0	361.00	14.5	324.69	27.5	336.48	27.5	324.84
02/12	2.0	190.50	4.5	191.44	13.0	292.69	11.5	285.72	5.5	385.91	13.0	344.38	13.5	351.70	11.5	346.37
02/19					49.5	296.05	39.0	290.46	5.0	383.50	3.5	356.29	19.5	359.21	13.5	354.52
02/26	1.0	199.00	2.5	202.80	38.0	299.54	36.0	288.93	7.0	379.43	3.0	360.50	48.5	347.00	23.5	349.85
03/05	1.5	203.67	1.0	195.00	40.5	314.93	34.5	308.09	5.5	398.27	9.5	374.21	22.0	368.10	36.0	354.53
03/12					21.0	323.24	9.5	321.74	6.0	393.83	2.0	379.25	15.5	381.77	13.0	376.69
03/19	1.5	224.00			9.0	328.94	4.0	327.88	3.5	396.71	3.5	381.43	12.0	383.83	7.0	382.79
03/26	1.5	222.00			16.0	323.52	12.5	307.38	3.5	405.00	2.5	383.00	34.0	380.35	10.0	372.90
04/02	0.5	222.00	1.5	201.00	10.5	321.86	19.0	305.11	7.5	391.40	6.5	365.15	26.0	384.90	25.0	361.48
04/09			2.5	198.00	27.0	318.67	16.0	301.75	3.5	390.00	5.0	361.40	58.0	380.85	23.0	362.00
04/16					19.5	331.72	23.5	301.21	6.0	391.92	11.5	364.00	33.0	395.11	30.0	362.24
04/23			0.5	215.00	13.0	339.12	28.5	307.70	9.5	402.68	7.5	365.53	16.5	406.30	12.5	369.38
04/30	1.0	230.00	0.5	225.00	25.0	344.84	43.0	310.86	8.0	416.50	5.0	367.70	28.5	411.49	21.0	371.07
05/07	1.0	235.00	1.0	213.50	23.5	347.51	33.0	307.42	11.5	418.13	9.0	359.67	18.0	418.99	24.5	367.14
05/14			1.5	200.67	23.0	347.17	41.5	302.56	4.0	419.13	21.0	359.88	15.0	415.63	32.0	360.75
05/21					23.0	353.85	20.0	309.33	6.0	426.25	7.5	368.27	21.5	414.79	18.5	370.43
05/28	2.0	240.50			40.0	354.76	80.0	310.91	10.5	438.00	10.5	372.90	34.0	428.69	23.5	371.45
06/04	3.0	245.33			15.5	373.97	12.5	322.08	2.5	454.80	5.0	390.80	10.0	457.35	11.5	382.22
06/11	1.0	265.00			11.0	397.36	12.5	345.88	9.0	472.33	15.5	385.10	16.5	474.97	21.5	406.93
06/18					8.5	413.88	14.0	344.89	1.5	498.00	3.5	410.86	15.0	494.35	8.5	418.41
06/25	0.5	260.00			8.5	417.53	15.0	339.40	3.5	498.43	5.0	422.50	12.0	489.46	9.0	413.61
07/02	1.5	247.00	4.5	213.22	13.5	382.87	32.5	317.65	4.0	484.63	5.5	397.09	25.0	469.94	28.5	383.98
07/09			1.0	200.00	16.5	357.39	22.5	305.96	11.5	481.91	17.0	365.59	44.0	435.59	23.5	363.51
07/16			15.0	190.97	24.0	365.50	38.5	300.08	3.5	481.43	9.5	361.05	28.5	445.16	27.5	360.85
07/23			0.5	210.00	16.0	371.56	23.5	299.00	4.5	449.11	8.0	360.13	20.0	451.03	19.5	361.10
07/30					19.0	374.76	28.5	299.67	3.0	459.00	3.0	367.67	18.5	447.30	16.0	364.97
08/06	2.5	230.00			25.0	379.56	22.5	309.22	4.5	462.22	2.5	376.40	20.5	462.73	20.5	372.78
08/13	1.5	249.00			20.5	383.28	30.5	315.30	5.0	494.40	8.5	382.76	26.0	468.12	29.0	378.13
08/20	1.5	243.00			19.5	390.46	9.0	323.94	1.5	480.67	11.5	372.48	22.0	466.75	15.5	383.81
08/27					15.0	382.67	18.0	322.08	11.5	454.83	10.5	378.33	26.5	459.58	24.0	378.23
09/03	1.0	255.00			12.0	367.71	22.5	302.58	5.5	455.64	13.0	368.46	16.5	449.24	25.0	365.58
09/10	1.5	246.33	2.0	204.50	14.0	369.11	32.0	292.73	12.5	471.72	12.5	366.32	27.5	460.11	23.5	359.04
09/17	1.0	255.00	0.5	219.00	10.0	391.30	29.0	305.05	8.0	506.81	6.5	380.00	13.0	481.04	14.5	372.52
09/24	0.5	260.00			6.5	405.31	18.0	311.14	2.0	521.25	3.0	390.50	11.5	492.39	11.5	381.83
10/01	0.5	275.00	0.5	235.00	14.0	420.57	12.5	336.96	6.0	512.42	2.5	413.80	6.0	507.75	15.5	405.16
10/08	0.5	295.00			13.0	424.35	9.5	340.68	3.5	517.71	1.0	422.50	11.5	518.43	12.0	407.83
10/15					5.0	425.80	16.5	331.30	5.5	517.91	12.5	401.72	9.5	517.05	23.5	393.19
10/22			1.0	217.00	8.0	425.81	21.5	318.84	1.0	510.00	16.0	379.22	17.0	492.85	24.0	379.77
10/29			1.5	210.33	13.0	416.73	10.0	318.65	7.5	491.40	10.0	369.05	16.0	482.66	20.0	362.75
11/05			1.0	215.00	4.5	412.89	12.5	312.54	5.0	475.20	6.5	362.62	8.0	464.13	13.0	363.12
11/12			1.0	207.50	15.5	407.94	21.5	309.00	3.5	466.71	16.0	348.19	14.0	462.36	18.5	358.24
11/19			1.5	213.67	21.5	427.95	31.5	328.19	5.5	489.09	4.0	377.13	5.0	480.00	11.0	370.41
11/26	1.0	290.00	1.0	230.00	8.5	423.65	19.0	339.74	3.5	495.00	4.5	384.78	9.5	484.53	7.0	382.29
12/03			1.0	231.00	15.5	415.55	20.5	325.80	3.5	503.14	4.5	379.44	11.0	474.32	6.0	378.00
12/10	5.5	288.36			15.5	437.90	12.0	333.79	5.0	509.40	3.0	387.33	10.5	490.62	13.0	386.77
12/17	1.0	290.00			10.5	402.24	22.5	342.82	0.5	520.00	1.5	396.67	13.5	489.22	15.0	370.27
12/24			0.5	216.00	9.5	396.37	12.0	330.02	2.5	493.40	4.0	372.50	8.5	444.88	13.5	352.15
12/31	0.5	251.00	0.5	190.00	10.5	326.81	18.0	273.42	3.0	466.67	11.0	327.91	12.5	389.92	9.0	337.11
1999	44.5	237.39	52.0	200.63	913.0	351.84	1197.5	305.97	297.0	437.72	387.0	366.98	1,079.0	416.59	998.5	362.52
1998	91.0	219.32	209.0	184.05	1,132.0	315.73	997.5	283.41	431.5	404.66	411.0	336.70	1,630.5	368.46	1,200.0	333.87

All averages reflect true weighted averages.

Beef Market Statistics

Choice & Select Fabricated Boxed Beef Cuts

1999	Weekly Weighted Averages & Load Counts															
Week Ending	113A PSO 1 2-Pc Sq-Cut Chuck				113C PSO 1 Chuck Semi-Bnls, n/o				113C PSO 3 Chuck Semi-Bnls, n/o				114 PSO 1 Shoulder Clod			
	Ch Lds	Ch \$	Se Lds	Se \$	Ch Lds	Ch \$	Se Lds	Se \$	Ch Lds	Ch \$	Se Lds	Se \$	Ch Lds	Ch \$	Se Lds	Se \$
01/08	1.0	89.50	7.5	85.13	9.5	88.89	28.5	87.58	12.0	92.90	13.0	93.00	43.5	90.76	40.0	92.50
01/15			3.5	94.43	31.0	102.26	32.0	100.73	9.5	105.13	13.0	107.31	37.0	103.09	32.5	102.08
01/22	1.0	98.00	9.0	89.39	23.5	100.68	17.5	101.71	4.0	104.25	3.0	110.00	29.0	99.31	22.5	98.96
01/29			1.5	93.33	7.0	96.14	21.0	93.74	1.0	98.00	17.0	100.53	45.0	92.79	37.5	95.52
02/05			6.0	89.75	40.5	91.81	35.0	90.95	2.0	96.00	10.0	92.00	45.0	92.63	35.0	94.69
02/12	1.5	94.33	1.5	87.67	7.0	96.86	17.0	97.85	3.5	99.71	3.5	98.86	15.0	103.63	12.0	106.58
02/19					8.5	99.12	5.5	96.09	1.5	99.83	4.5	100.78	21.0	106.95	23.5	106.90
02/26	0.5	94.00	2.5	90.00	11.5	92.07	39.5	91.02	8.0	97.25	7.0	95.43	31.5	98.43	67.0	99.69
03/05			1.5	96.00	10.5	91.14	15.5	90.68	13.5	94.81	10.0	92.80	50.5	96.40	30.0	100.50
03/12			2.0	87.00	11.0	88.20	21.5	89.47	26.0	90.98	4.0	97.75	38.5	94.83	19.0	99.76
03/19			1.5	88.00	26.5	82.72	24.0	84.00	8.0	89.06	1.0	92.00	36.0	90.03	17.5	95.97
03/26	0.5	91.00	5.5	89.73	15.5	81.55	17.0	84.35	1.0	89.00	1.0	90.00	31.0	88.16	68.0	90.76
04/02	1.0	75.00	4.0	82.00	8.5	82.18	11.5	83.26	12.0	83.58	6.5	87.88	45.0	87.64	29.5	89.71
04/09	2.5	74.80	1.0	82.00	10.5	83.38	21.0	83.69					33.0	86.14	44.0	89.46
04/16	5.0	79.10	2.5	80.10	13.5	83.19	9.5	84.74	4.0	85.38	9.0	85.00	29.5	88.64	24.0	90.02
04/23	3.5	77.86	3.5	79.00	20.0	83.98	11.5	83.96	4.0	84.00	0.5	88.00	55.5	86.59	54.5	88.59
04/30	3.0	76.83	6.0	76.17	34.0	82.41	36.5	82.21	0.5	85.00	8.0	86.50	30.5	85.61	35.5	89.04
05/07	2.0	76.00	7.5	76.37	10.0	80.25	34.0	78.63	7.0	84.36	6.0	84.83	33.0	84.89	46.0	86.76
05/14	1.5	72.67	2.0	76.00	11.5	80.83	18.0	80.31	15.0	82.43	0.5	83.00	36.5	83.27	50.0	85.25
05/21	1.5	75.00	6.5	75.00	33.5	80.90	27.5	80.05	10.0	85.20	5.0	87.80	45.0	84.72	36.0	85.41
05/28	0.5	78.00	5.0	74.50	11.0	82.36	28.5	80.21	8.5	81.65	7.5	85.40	25.5	84.94	54.5	85.28
06/04			3.0	77.00	6.5	83.62	29.0	79.97	4.0	85.00	5.5	85.18	23.0	85.59	18.0	86.75
06/11	0.5	80.00	3.5	78.14	25.5	84.78	33.5	84.72	6.0	86.00	7.0	86.00	43.5	86.25	34.5	87.59
06/18	1.0	82.50	1.5	81.00	24.0	84.83	37.0	83.85	15.0	87.27	12.0	90.00	20.5	90.20	40.0	89.73
06/25	1.0	78.00	2.0	80.25	16.0	83.25	55.5	83.27	1.0	85.50	0.5	86.00	53.0	87.32	36.0	89.44
07/02	1.0	83.00	5.0	84.50	12.0	84.67	27.0	83.70			5.0	91.20	37.0	93.20	54.5	93.93
07/09	2.0	86.00	3.5	87.43	4.0	95.00	8.0	90.88	24.0	93.48	6.0	98.25	18.0	100.19	17.5	100.23
07/16	1.0	87.00	2.5	88.00	6.5	95.08	15.5	94.52	4.0	95.50	2.0	96.50	12.5	102.88	27.0	102.54
07/23	1.0	82.00	2.0	88.00	20.5	92.10	20.5	90.37	16.5	97.09	0.5	98.50	12.5	102.68	28.5	103.18
07/30	1.0	88.00	2.5	87.40	24.5	98.00	12.0	97.38	3.0	100.33	8.0	101.25	34.5	107.74	28.5	109.07
08/06			10.0	95.95	13.0	97.15	19.5	94.10	6.0	98.67	26.0	100.27	19.0	108.18	25.0	109.08
08/13	0.5	92.00	3.0	92.33	18.0	93.31	6.5	92.77	4.0	96.75	4.0	95.75	18.0	100.61	35.5	103.17
08/20			5.0	94.30	4.5	93.11	26.0	93.54	5.0	96.10	3.0	95.33	35.0	99.13	39.0	101.91
08/27	0.5	90.00	3.0	92.33	12.0	93.08	15.5	91.03	20.5	95.07	22.5	94.80	37.0	97.57	30.5	101.44
09/03	1.0	89.00	2.0	98.00	3.0	97.33	6.5	96.38	17.5	99.03	6.5	99.31	21.0	101.79	36.5	106.23
09/10	0.5	100.00	1.5	98.33	4.5	102.33	7.0	100.64	6.5	105.77	0.5	101.00	14.0	106.21	24.0	107.66
09/17	0.5	100.00	2.0	98.00	1.0	105.00	10.5	99.95	6.0	112.00	11.0	106.27	9.5	109.21	11.5	111.09
09/24	0.5	94.00	3.0	94.17	7.5	100.53	20.0	95.08	18.0	102.72	16.0	97.50	49.0	95.79	57.0	104.95
10/01	1.0	89.50	3.5	87.00	24.5	94.47	28.0	90.36	23.0	100.00	11.0	93.36	43.5	92.46	67.5	96.87
10/08	2.0	86.25	8.0	89.94	7.5	95.80	41.0	90.74			1.0	97.00	24.5	94.92	27.5	98.71
10/15	1.0	84.00	2.5	89.00	17.0	93.41	16.0	90.81	5.5	91.18	1.0	96.50	18.0	96.31	26.5	98.85
10/22	2.0	81.75	3.0	89.33	6.5	91.15	20.5	91.20	12.0	92.50			25.5	94.49	28.0	100.45
10/29			10.5	85.24	14.0	89.96	19.5	86.03	13.5	96.81	12.5	93.56	25.5	91.79	42.5	94.93
11/05	2.5	78.40	3.5	88.00	11.0	85.82	17.5	84.21	23.5	93.40	5.5	97.36	31.5	90.63	35.0	95.44
11/12	1.5	85.67	7.5	86.80	25.5	84.96	19.0	86.92	9.0	93.28	15.5	90.32	39.5	91.52	47.0	93.88
11/19			3.5	93.43	3.0	96.00	15.5	93.06	7.5	93.07	5.5	99.09	28.5	96.70	31.5	97.29
11/26	1.0	96.00	1.0	97.00	4.0	96.81	18.0	94.50	4.0	102.38	2.0	102.50	12.5	98.40	30.5	102.16
12/03	0.5	95.00	3.5	92.71	12.0	94.29	21.0	96.36	3.5	98.43	14.0	101.07	34.5	96.88	47.0	98.16
12/10	2.5	90.60	1.0	93.00	9.0	93.17	13.0	92.96	2.5	100.00	13.5	98.89	17.5	96.89	33.5	97.66
12/17			2.0	95.25	6.0	95.08	11.5	96.52	1.0	103.00	2.0	101.00	19.5	102.85	18.0	102.14
12/24	1.0	98.00	0.5	98.00	3.0	98.33	4.5	96.67	6.0	100.67	7.0	101.71	20.0	101.03	32.0	103.66
12/31			0.5	99.00	3.5	101.29	3.0	97.00	1.0	107.00			4.5	105.22	9.0	103.78
1999	52.0	83.38	185.5	86.88	704.0	89.74	1069.5	88.65	420.0	94.14	356.5	95.65	1,558.5	93.60	1,797.5	96.23
1998	154.5	78.45	373.0	80.47	813.5	84.97	1151.0	84.95	509.0	89.91	593.5	90.97	2,263.5	91.00	1,922.5	92.35

All averages reflect true weighted averages.

Beef Market Statistics Choice & Select Fabricated Boxed Beef Cuts

1999	Weekly Weighted Averages & Load Counts															
Week Ending	114A PSO 3 Shoulder Clod, Trmd				115 PSO 1 Chuck, 2-pc Bnls				115C PSO 3 Chuck, 2-pc Bnls n/o				116A PSO 3 Chuck Roll 1x1 n/o			
	Ch Lds	Ch \$	Se Lds	Se \$	Ch Lds	Ch \$	Se Lds	Se \$	Ch Lds	Ch \$	Se Lds	Se \$	Ch Lds	Ch \$	Se Lds	Se \$
01/08	41.5	106.64	45.5	104.04	34.0	92.15	84.0	92.22			14.0	95.00	63.5	124.62	54.5	117.35
01/15	25.5	116.67	27.0	115.31	40.0	103.76	70.0	102.44	3.0	108.50	7.0	109.50	42.0	140.04	55.0	135.65
01/22	57.5	113.88	34.5	114.76	16.5	104.91	42.0	103.94	4.0	113.50	6.0	112.00	40.5	141.16	39.0	135.26
01/29	56.5	105.36	31.0	106.69	18.5	98.32	38.5	97.73			0.5	110.00	19.5	132.49	36.0	126.01
02/05	60.5	105.98	23.0	107.89	31.5	91.25	75.0	92.99	1.0	113.00	2.0	110.00	64.5	121.83	62.5	116.01
02/12	35.5	120.75	17.5	120.66	14.0	97.75	37.5	99.75			1.0	112.00	35.0	125.14	39.5	122.25
02/19	40.5	118.33	31.5	122.79	23.0	99.61	47.5	98.52					32.5	126.15	55.5	121.38
02/26	62.5	112.27	20.0	115.08	29.0	93.59	42.5	95.13	1.0	104.00	2.0	103.00	38.5	119.36	72.0	113.26
03/05	46.5	113.11	22.5	113.77	25.5	91.41	51.5	94.21	0.5	114.00	11.0	101.55	41.5	119.54	88.5	112.53
03/12	45.0	111.88	14.5	113.03	24.5	88.73	37.5	92.21			2.0	105.50	73.0	116.64	51.5	113.46
03/19	55.5	101.71	16.5	108.91	36.5	84.10	45.5	88.29	0.5	108.00	3.0	100.00	29.0	115.28	34.5	113.83
03/26	71.5	97.63	29.0	100.12	39.5	84.47	31.0	88.45			1.0	103.00	50.5	112.96	37.0	111.43
04/02	33.0	99.36	33.0	97.73	29.0	84.00	55.0	87.10	1.0	89.00	4.0	99.75	86.5	107.46	65.0	108.12
04/09	25.0	100.38	34.0	99.47	38.0	86.28	44.5	86.72	2.5	103.80	1.0	98.00	56.0	104.01	58.5	105.07
04/16	25.5	102.84	19.0	103.61	37.0	84.53	59.0	86.16					84.0	103.51	74.5	102.13
04/23	55.5	98.78	43.0	99.54	21.5	83.30	40.5	85.21					80.0	103.68	34.0	102.07
04/30	43.5	97.20	22.5	99.33	26.0	84.48	53.0	85.13	1.0	97.00			53.5	104.58	61.0	102.26
05/07	58.5	96.37	37.0	96.35	22.0	84.45	53.0	84.09			1.0	103.00	52.0	103.52	56.0	102.29
05/14	57.5	95.96	49.5	93.64	32.0	84.73	59.5	85.05	1.0	93.00	2.0	102.00	56.5	101.77	70.5	101.85
05/21	35.0	96.23	26.0	95.90	24.5	87.14	53.5	86.63			3.0	95.00	29.5	108.56	37.0	105.71
05/28	42.0	97.26	32.5	94.95	24.5	87.15	48.0	86.51					57.0	109.73	47.5	104.72
06/04	30.5	95.28	20.0	95.95	26.5	86.25	35.0	85.53					78.5	106.04	43.0	102.95
06/11	57.0	96.21	45.5	96.87	19.0	87.00	35.0	87.43					38.5	111.56	68.0	105.52
06/18	31.5	100.59	20.5	101.26	14.0	89.39	32.0	88.06	1.0	100.00			27.5	116.81	81.5	110.42
06/25	45.0	98.03	27.5	99.05	25.0	88.58	40.5	88.43					40.0	115.35	58.0	107.76
07/02	42.0	104.70	46.5	102.65	25.0	91.74	40.0	91.56	0.5	102.00			54.0	116.63	53.5	111.56
07/09	46.0	111.71	29.5	113.24	15.5	97.00	32.5	97.15					40.0	119.43	45.5	117.44
07/16	23.5	116.00	18.5	114.68	12.5	95.64	27.0	97.10					68.0	118.02	52.5	116.44
07/23	29.0	115.81	38.5	113.95	29.0	96.76	38.0	96.09					59.0	119.31	50.0	116.08
07/30	28.5	119.95	17.0	119.97	13.0	101.69	33.5	101.52					16.5	124.67	45.0	118.33
08/06	47.0	113.74	37.0	116.91	16.0	100.45	41.5	99.48	1.0	114.50			68.5	116.59	49.5	113.88
08/13	49.5	111.15	38.5	111.19	24.5	95.71	63.5	95.26			1.5	102.67	73.5	113.49	97.0	109.71
08/20	28.5	108.61	36.5	110.23	25.0	94.48	44.0	95.68					73.5	113.53	57.0	109.59
08/27	65.5	111.21	33.0	109.20	14.0	93.71	54.0	95.68					51.0	114.72	91.0	108.09
09/03	32.0	113.63	32.5	113.71	18.0	100.69	42.0	99.40			8.0	111.00	37.5	120.01	74.5	112.16
09/10	29.5	126.03	55.5	117.60	12.5	107.40	30.0	102.68	0.5	122.00	4.5	112.44	39.0	133.09	49.5	118.19
09/17	23.5	131.15	16.5	117.91	15.0	110.33	28.5	103.84					29.0	142.60	49.0	122.42
09/24	78.5	115.52	32.5	110.80	15.5	104.32	60.5	98.14			1.0	108.00	61.0	131.62	60.0	113.25
10/01	54.5	113.20	65.5	110.62	16.0	99.16	34.0	95.76					80.5	126.34	98.5	111.04
10/08	35.5	113.61	38.0	111.28	6.0	96.83	36.5	93.55					40.5	125.90	59.0	110.45
10/15	46.5	116.32	55.0	111.52	9.0	93.89	20.5	95.27			3.0	104.00	36.5	119.05	53.5	109.35
10/22	35.5	113.46	41.0	109.41	9.0	93.78	25.5	93.14					36.5	120.36	46.0	108.08
10/29	53.5	106.36	63.0	106.00	13.0	93.65	34.0	90.75	0.5	108.00			65.5	114.69	95.5	104.73
11/05	35.0	105.09	15.0	107.50	9.0	92.00	37.5	89.97					64.0	110.65	86.0	107.24
11/12	48.0	105.20	42.5	104.66	13.0	92.27	42.0	93.07	1.0	104.00	0.5	106.00	52.5	113.51	95.0	110.64
11/19	52.0	111.38	30.5	112.20	1.0	100.50	19.0	99.38	0.5	111.00			72.5	123.30	41.5	119.49
11/26	23.0	115.85	10.0	115.13	12.0	101.75	18.0	101.96					17.5	128.06	17.0	127.15
12/03	45.5	109.64	30.5	111.65	23.0	96.15	37.5	97.64	0.5	112.00	1.0	107.00	49.5	123.59	76.0	120.12
12/10	55.0	110.65	44.5	110.28	6.5	97.62	46.5	96.77					59.5	119.97	106.0	117.67
12/17	23.5	116.70	41.5	116.92	9.0	103.39	20.5	102.68					54.5	127.60	71.0	124.63
12/24	26.5	117.91	28.5	117.88	8.0	103.00	10.5	103.33					17.0	129.44	41.5	126.16
12/31	21.5	118.33	15.0	118.33	9.0	104.00	14.0	103.39					23.5	129.49	40.5	125.06
1999	2,216.5	108.19	1,675.0	108.14	1,050.5	92.53	2,142.0	93.42	21.0	106.76	80.0	103.87	2,610.0	117.26	3,081.0	112.76
1998	2,480.0	104.73	1,743.5	104.47	1,229.5	88.45	2,859.5	88.90	13.5	100.30	141.5	93.74	3,207.5	108.95	2,859.5	108.04

All averages reflect true weighted averages.

Beef Market Statistics

Choice & Select Fabricated Boxed Beef Cuts

1999	Weekly Weighted Averages & Load Counts															
Week Ending	116B PSO 1 Chuck Tender				116C PSO 1 Chuck Roll				120 PSO 1 Brisket				120A PSO 3 Brisket, point-off			
	Ch Lds	Ch \$	Se Lds	Se \$	Ch Lds	Ch \$	Se Lds	Se \$	Ch Lds	Ch \$	Se Lds	Se \$	Ch Lds	Ch \$	Se Lds	Se \$
01/08	12.5	111.68	12.5	111.32	17.5	111.20	22.5	110.98	33.0	88.45	38.0	88.31	1.0	167.00		
01/15	12.0	119.58	9.5	119.61	16.5	121.64	10.5	122.81	25.0	92.34	32.5	91.12	3.5	163.86	0.5	170.00
01/22	8.5	129.85	7.5	128.53	8.0	128.72	2.5	128.40	27.0	87.48	30.5	88.69	1.5	161.67		
01/29	3.5	127.86	2.0	131.25	5.5	120.91	6.0	119.92	52.5	82.75	31.0	81.68	6.5	155.54	2.0	153.50
02/05	13.0	120.08	12.0	120.96	27.0	111.61	9.0	111.94	49.0	82.22	44.0	81.64	2.5	152.80		
02/12	11.5	120.17	11.0	120.36	6.0	114.50	5.0	115.20	22.0	91.92	17.5	91.09	4.0	168.00	0.5	167.00
02/19	7.5	118.80	3.5	120.43	10.0	113.90	4.5	116.56	44.0	95.97	18.5	94.00	4.5	177.89	0.5	175.00
02/26	19.5	111.18	16.5	110.15	10.5	107.90	4.0	109.75	24.5	102.88	20.5	101.00	0.5	181.00	0.5	175.00
03/05	17.0	107.85	11.0	107.41	17.0	103.62	8.0	108.72	34.0	111.38	28.0	108.27	6.0	182.83	2.5	178.80
03/12	14.5	105.66	11.0	105.64	2.0	106.75	5.5	106.82	39.0	119.62	15.0	117.97	1.5	198.33	0.5	195.00
03/19	11.5	103.00	7.0	103.54	8.5	106.65	6.5	105.62	19.0	123.45	15.0	123.50				
03/26	6.5	107.00	3.5	103.14	5.0	105.20	11.0	105.50	12.5	117.44	5.5	116.73	3.0	196.50		
04/02	5.5	109.18	4.5	109.61	24.0	99.00	5.0	102.70	24.5	105.69	14.5	104.31	2.0	179.50		
04/09	9.5	109.63	3.5	109.00	7.5	97.07	7.5	98.80	31.0	91.65	20.0	91.95	1.5	166.67		
04/16	7.0	106.64	5.5	107.45	23.5	96.02	9.0	99.00	53.5	81.79	48.5	84.46	1.0	159.50		
04/23	10.5	104.76	9.0	105.17	5.0	96.40	6.5	97.69	37.5	78.52	28.5	80.37	2.0	152.50	0.5	158.00
04/30	5.5	104.45	5.5	106.36	8.5	99.00	15.5	96.66	33.5	80.78	47.5	83.73	1.0	155.50	0.5	150.00
05/07	13.0	100.75	7.5	101.57	10.5	96.69	9.5	97.37	24.0	82.48	24.5	83.12	1.5	146.67		
05/14	8.5	102.35	4.0	102.25	12.0	96.88	5.5	99.00	35.0	83.57	19.0	83.66	3.0	146.83	1.0	156.50
05/21	14.0	103.04	10.0	102.05	5.0	96.90	3.0	102.00	30.5	83.54	33.5	83.63	1.5	145.33		
05/28	20.5	100.85	11.5	100.61	11.0	99.55	11.5	101.74	31.0	85.32	38.5	85.17	2.0	151.50	0.5	145.00
06/04	8.0	101.81	10.0	100.05	26.5	100.06	8.5	100.65	25.5	87.27	33.5	86.33	1.0	148.00	1.0	157.00
06/11	3.5	107.29	4.5	107.83	3.5	104.00	8.0	103.19	14.5	97.90	14.5	99.45	1.0	163.50	0.5	165.00
06/18	4.5	111.78	2.5	110.20	6.5	106.31	4.0	105.50	5.5	103.27	9.5	104.00	1.0	179.50	0.5	172.00
06/25	11.0	112.00	4.5	110.11	6.5	108.15	5.0	106.60	15.0	104.60	9.0	103.75	1.5	167.67	0.5	172.00
07/02	11.0	109.27	8.0	107.94	4.0	108.88	9.5	107.26	30.0	93.33	37.0	89.09	1.0	155.00	0.5	155.00
07/09	4.5	109.00	6.0	108.42	4.0	113.00	7.0	112.43	38.5	84.35	22.5	84.60	3.5	153.57		
07/16	12.0	109.00	5.5	108.55	13.5	109.15	5.0	110.30	59.5	82.61	46.5	82.41	2.0	146.00	0.5	152.00
07/23	16.5	107.94	9.0	105.89	12.0	110.25	5.0	111.50	34.0	84.91	26.0	87.31	2.0	152.50	0.5	150.00
07/30	11.5	107.35	5.5	106.27	4.0	115.25	7.5	113.80	17.5	90.13	8.0	91.44	2.0	166.25	0.5	165.00
08/06	9.5	107.16	8.0	106.44	33.5	107.38	3.0	109.33	12.5	96.08	17.0	96.75	2.0	178.50	2.5	172.40
08/13	12.0	106.88	13.0	106.69	9.5	106.58	10.0	105.80	9.0	101.61	21.0	98.79			2.5	184.40
08/20	6.5	108.15	17.5	106.31	5.5	108.36	8.0	106.00	19.0	101.97	32.0	100.34	1.0	189.00	1.0	186.00
08/27	14.0	108.64	7.5	109.00	3.5	109.29	5.0	106.45	22.0	93.20	27.5	94.25	1.5	181.00	0.5	185.00
09/03	3.0	116.67	2.0	113.75	4.0	113.38	6.5	111.00	13.5	92.04	25.5	88.61	3.5	180.00		
09/10	7.0	122.21	3.5	121.29	12.0	123.67	6.5	114.38	19.0	90.21	92.0	82.49	2.0	177.50	1.0	165.00
09/17	6.0	128.46	3.0	126.00	4.5	126.56	1.5	119.67	8.5	90.88	43.5	84.33	1.0	181.50		
09/24	6.5	127.85	4.5	128.11	10.5	121.57	4.0	111.50	11.5	89.48	42.5	84.66	1.0	170.00		
10/01	11.0	124.41	5.5	125.09	12.5	117.32	7.0	109.00	27.0	87.26	35.0	86.07	2.0	155.25		
10/08	5.0	121.70	4.0	119.88	4.5	113.89	7.0	104.86	25.5	87.10	24.0	86.88	2.5	158.20	0.5	160.00
10/15	8.0	115.69	5.5	114.27	9.0	112.28	1.0	108.50	16.0	89.75	29.0	87.16	5.5	156.18	0.5	153.00
10/22	15.5	110.87	7.0	110.07	5.0	111.70	3.5	108.57	12.0	90.42	18.5	89.78	2.5	158.00	0.5	160.00
10/29	13.5	106.87	17.5	104.77	4.5	108.67	6.0	105.83	5.5	89.36	27.0	90.09	1.5	163.33	1.0	162.50
11/05	9.5	107.11	10.5	105.02	3.0	104.33	2.0	106.00	10.5	94.17	27.5	90.64	2.0	168.50	1.5	157.67
11/12	8.0	108.50	7.5	107.53	9.0	106.33	4.0	106.38	5.0	103.80	23.5	97.45	0.5	175.00	0.5	171.00
11/19	8.0	114.31	14.0	112.82	9.0	110.28	4.0	114.25	8.0	114.38	16.0	108.06	1.0	190.00	2.5	189.40
11/26	5.0	117.70	6.5	117.38	2.0	118.00	6.5	118.85	5.5	115.73	11.5	111.65	1.5	186.67		
12/03	5.0	118.50	4.0	118.44	9.5	114.95	4.0	115.75	13.0	108.81	37.5	103.47	3.5	178.57	0.5	198.00
12/10	6.0	118.67	3.5	118.71	2.5	118.00	4.5	116.11	19.5	101.90	39.5	103.14	1.5	180.67	0.5	170.00
12/17	7.0	123.64	6.0	124.25	2.0	118.00	2.5	121.00	15.5	108.77	24.0	108.20	1.0	187.50	0.5	185.00
12/24	4.0	126.75	3.5	127.86	2.0	120.50	0.5	123.00	4.0	111.38	13.0	110.52	2.0	182.75	1.0	185.00
12/31	3.5	130.14	1.0	127.00	2.5	123.60	1.5	122.33	5.5	111.82	10.5	110.48			1.5	176.67
1999	487.5	111.26	378.5	110.52	481.0	108.32	326.0	107.93	1,209.5	92.12	1,414.5	91.10	104.0	167.31	32.5	170.98
1998	566.5	107.21	351.5	106.17	1,013.0	99.66	902.0	100.73	1,843.0	78.72	1,499.0	78.39	125.0	151.76	17.0	153.29

All averages reflect true weighted averages.

Beef Market Statistics Choice & Select Fabricated Boxed Beef Cuts

1999	Weekly Weighted Averages & Load Counts															
Week Ending	160 PSO 1 Round, Bone-in				PSO 3 Round, Bn-in w/ Pld Knuckle				161 PSO 1 Round, Boneless				PSO 3 Round, Bnls w/ Pld Knuckle			
	Ch Lds	Ch \$	Se Lds	Se \$	Ch Lds	Ch \$	Se Lds	Se \$	Ch Lds	Ch \$	Se Lds	Se \$	Ch Lds	Ch \$	Se Lds	Se \$
01/08	5.0	110.20	11.5	103.43			2.0	109.00	18.5	119.36	33.0	114.02			11.0	121.27
01/15	10.0	115.45	11.0	113.09					25.0	126.88	37.0	120.43			2.0	127.00
01/22	7.0	115.29	13.5	111.52					11.0	126.18	27.5	120.89			2.0	129.00
01/29	3.0	107.50	5.5	108.27					33.0	112.24	27.0	112.83			22.0	117.82
02/05	10.0	103.75	7.5	105.23					25.5	115.89	31.5	109.72	1.5	121.00	13.0	120.46
02/12	4.0	113.00	3.0	113.00					41.0	117.68	19.5	118.62			6.0	125.00
02/19	2.0	113.00	3.5	113.43					14.0	121.43	19.5	120.36	1.0	132.00	6.5	124.31
02/26	15.5	107.13	10.0	106.40	0.5	115.00	3.5	113.00	33.5	115.26	23.0	115.04			19.0	119.63
03/05	8.0	107.31	11.0	108.95					27.5	117.24	18.5	116.65			22.5	123.96
03/12	2.5	107.60	2.5	108.40					24.0	116.23	22.5	115.57			1.0	123.00
03/19	2.0	105.25	4.5	104.67					12.5	113.48	18.5	110.89			3.0	121.67
03/26	8.5	102.12	6.5	102.92	4.5	112.56	2.0	113.00	15.5	112.16	32.0	112.19	16.0	123.13	13.0	122.92
04/02	4.5	102.56	5.0	101.20					18.0	109.92	25.0	108.44			0.5	118.00
04/09	10.0	99.65	7.0	99.86					27.0	108.52	34.5	106.38			3.5	119.29
04/16	9.0	100.28	6.5	98.31					33.5	109.22	11.5	106.74			7.0	119.00
04/23	6.0	99.83	9.0	99.72	2.5	108.00			11.5	109.96	16.0	108.03	2.0	117.00	2.5	122.40
04/30	6.0	101.75	6.0	100.92					8.5	111.71	17.0	109.72			13.0	116.85
05/07	2.0	102.00	9.0	99.67					12.5	111.08	22.5	108.47	6.0	121.33		
05/14	4.0	100.75	9.5	97.05	1.5	106.67			16.5	108.91	21.5	105.95			1.5	120.00
05/21	2.0	103.50	3.0	98.00					32.0	111.00	22.5	105.18			7.5	116.83
05/28	2.0	104.00	2.0	98.00					34.5	109.80	23.5	104.70				
06/04	2.5	104.80	8.0	97.81	0.5	112.00			8.5	113.35	16.0	107.22	0.5	124.00	1.0	117.00
06/11	2.5	107.80	1.0	99.00					15.0	114.67	27.5	108.67			1.0	116.00
06/18	2.0	106.00	5.5	101.27	1.0	115.00			17.5	113.29	11.5	110.52			1.0	129.00
06/25	1.0	99.00	11.0	99.41					16.0	110.25	18.5	107.92			22.0	112.95
07/02	5.5	99.18	8.5	95.41	1.0	104.00			10.5	109.14	43.0	105.27			11.0	120.73
07/09	2.5	99.60	6.0	97.17					28.0	106.73	24.0	105.71	0.5	116.00	6.0	117.00
07/16	5.5	99.00	1.0	100.00	0.5	109.00			14.5	110.21	16.0	106.44			5.5	118.91
07/23	5.0	100.90	7.5	98.73					29.0	109.88	19.0	106.05	1.0	123.00	6.0	118.00
07/30	5.0	99.50	3.0	99.67	0.5	105.00			17.5	110.83	16.5	107.09	2.0	123.00	4.0	119.00
08/06	3.0	102.83	11.5	102.70					10.0	110.40	23.0	108.83			3.0	123.33
08/13	5.5	103.73	5.5	102.82					13.0	113.35	19.0	109.71				
08/20	2.0	103.75	3.5	102.14	0.5	111.00			17.0	112.88	23.0	108.57			16.5	118.36
08/27	2.0	106.00	2.0	103.25					19.0	114.76	13.0	112.19	7.5	124.07	4.0	123.00
09/03	2.0	107.50	5.5	103.55					11.5	115.74	9.0	110.56			3.5	122.43
09/10	8.5	108.76	3.0	106.67	0.5	113.00			6.5	118.85	12.5	115.68	0.5	128.00	3.0	122.00
09/17	2.5	111.00	12.0	112.00					12.5	121.00	25.0	116.66	6.0	131.00	6.0	129.67
09/24	4.5	110.44	2.0	106.00					9.0	121.94	15.0	116.00			2.5	126.20
10/01	1.5	111.33	4.5	102.78					45.0	116.97	8.5	114.47			4.0	127.00
10/08	2.0	114.00	5.0	104.20					4.0	121.50	15.0	114.07			1.0	128.00
10/15	3.5	114.86	11.5	102.43	1.0	121.00			21.5	123.91	19.0	113.00			1.0	128.00
10/22	2.5	114.80	9.0	103.06					9.0	123.33	13.0	110.54			6.5	124.00
10/29	3.5	111.29	7.0	100.29	2.0	120.50			9.0	118.50	34.5	106.52				
11/05	1.0	103.00	1.0	101.00					9.5	117.05	7.5	110.67			1.0	123.00
11/12	6.0	102.75	3.0	100.50					28.0	112.84	20.5	109.68				
11/19	5.0	104.90	2.0	103.50					13.0	117.69	13.5	111.59				
11/26	2.5	104.20	5.0	107.80					10.5	118.62	8.0	113.56				
12/03	0.5	106.00	3.5	104.57					5.5	116.45	12.0	114.04				
12/10	1.0	106.00	2.5	103.80					4.5	117.44	21.5	113.21	0.5	128.00	2.0	129.50
12/17	2.5	114.00	3.0	114.00					5.5	122.27	4.5	120.89			6.0	130.33
12/24	3.0	114.50									5.5	119.36	5.0	138.00		
12/31	2.0	115.75	4.5	116.11					6.0	122.83	8.5	121.82	2.0	134.00	4.0	131.00
1999	221.0	105.89	305.0	103.74	16.5	112.12	7.5	111.93	901.0	114.52	1,026.5	111.19	52.0	125.71	278.0	120.78
1998	322.5	104.00	547.5	99.68	43.5	111.80	101.5	109.63	1,755.5	112.58	1,584.0	109.47	44.5	128.83	466.0	118.90

All averages reflect true weighted averages.

Beef Market Statistics

Choice & Select Fabricated Boxed Beef Cuts

1999	Weekly Weighted Averages & Load Counts															
Week Ending	PSO 3 Rnd Bnls w/Pld Knckl h/o				167 PSO 1 Knuckle				167A PSO 4 Knuckle, Trmd				168 PSO 1 Inside Round			
	Ch Lds	Ch \$	Se Lds	Se \$	Ch Lds	Ch \$	Se Lds	Se \$	Ch Lds	Ch \$	Se Lds	Se \$	Ch Lds	Ch \$	Se Lds	Se \$
01/08	7.5	134.00	37.0	128.97	16.0	127.34	2.0	126.00	34.5	142.27	29.5	139.02	48.5	112.09	46.5	110.52
01/15	22.0	141.43	5.5	137.64	8.0	134.75	14.5	132.86	37.5	153.20	20.0	147.81	71.0	115.99	65.5	114.17
01/22	16.0	141.88	56.0	134.20	12.0	132.71	13.0	130.50	19.0	150.62	13.0	146.31	35.5	116.18	46.5	112.19
01/29	15.5	134.58	14.5	127.17	17.0	121.97	11.0	123.59	43.5	137.05	15.5	137.73	51.5	109.88	51.5	108.23
02/05	16.0	130.06	9.5	126.58	27.0	117.09	22.5	115.31	82.5	127.75	29.0	129.69	100.5	108.90	95.0	108.77
02/12	21.5	133.38	5.5	131.68	14.0	121.43	11.5	121.04	33.0	134.17	22.5	132.82	43.5	118.91	32.5	119.43
02/19	27.5	134.49	8.5	135.06	24.0	123.00	6.0	123.67	21.5	137.74	12.5	136.64	40.0	121.05	15.5	122.58
02/26	24.0	131.00	16.0	129.95	9.5	124.05	20.0	118.18	19.5	134.08	34.5	131.98	90.5	115.94	71.0	117.85
03/05	14.0	134.61	53.0	129.72	8.0	119.38	8.5	118.06	38.0	133.11	24.5	129.47	55.0	120.43	43.0	117.57
03/12	14.0	133.50	10.5	131.36	21.5	116.26	19.5	116.24	47.0	127.64	22.0	127.27	35.0	119.61	39.0	117.62
03/19	13.0	128.92	14.5	126.10	28.5	113.05	15.0	112.90	48.0	124.42	16.5	123.59	59.5	116.81	40.0	116.90
03/26	15.0	126.77	17.5	126.20	31.5	112.06	23.5	112.43	49.5	122.62	28.0	121.03	69.0	117.53	58.5	116.97
04/02	16.5	124.14	9.5	124.42	4.5	113.11	18.5	110.51	34.5	120.57	23.5	119.83	41.5	118.16	32.0	118.36
04/09	9.5	122.89	14.0	122.57	11.0	111.68	20.0	109.75	20.5	122.30	29.5	119.46	51.5	120.52	44.0	118.82
04/16	38.0	121.42	15.5	120.08	22.0	112.68	17.5	110.29	60.5	124.31	19.0	123.34	43.0	123.55	50.0	122.71
04/23	15.5	123.03	10.0	121.95	8.0	115.50	35.5	113.29	34.5	128.38	22.5	128.98	46.0	126.41	31.5	125.10
04/30	9.5	125.89	36.0	121.42	7.5	119.13	13.0	117.88	22.0	135.36	19.5	135.09	43.0	126.84	32.5	125.09
05/07	6.0	126.92	22.5	123.69	11.5	118.65	16.0	118.09	34.5	134.78	20.0	134.63	43.0	125.90	54.5	123.28
05/14	16.0	125.52	30.0	119.12	15.0	117.80	22.0	116.82	61.5	130.14	31.5	131.02	54.0	125.75	67.5	121.61
05/21	9.5	127.84	11.0	119.52	13.0	117.62	16.5	116.79	29.0	132.03	13.5	129.56	48.0	129.10	53.5	120.18
05/28	15.0	124.50	61.0	116.98	11.5	114.96	38.5	113.84	41.0	130.76	23.5	128.72	83.0	128.54	62.5	119.88
06/04	12.5	127.88	4.5	121.33	10.0	119.00	6.5	115.92	34.0	130.77	17.5	129.43	42.0	131.57	22.5	121.67
06/11	6.0	129.58	4.0	123.88	8.0	120.06	16.0	116.19	25.0	133.96	34.5	130.13	43.5	137.67	29.5	125.37
06/18	3.5	129.07	7.5	126.00	24.5	118.00	13.0	117.65	30.5	133.54	14.5	134.00	18.0	142.72	37.0	128.64
06/25	19.5	124.95	12.0	122.92	16.0	115.03	24.5	112.65	48.5	128.01	25.0	127.48	33.5	140.28	43.0	121.74
07/02	7.5	123.73	19.0	121.70	21.5	111.40	32.5	112.26	62.5	125.49	26.5	123.87	72.0	125.88	97.5	116.14
07/09	9.0	125.00	10.0	120.80	14.0	115.11	8.5	115.47	42.0	127.85	25.5	126.41	103.5	119.69	39.0	113.58
07/16	21.5	122.72	13.0	121.04	19.0	117.11	19.0	116.00	33.0	129.55	17.5	128.84	30.5	118.56	29.5	115.05
07/23	16.5	122.61	5.5	121.73	14.5	113.55	18.5	114.24	51.0	126.14	32.0	125.11	70.0	113.06	55.0	111.74
07/30	7.5	125.40	10.0	122.20	12.5	117.40	15.0	114.90	41.0	129.44	18.5	127.89	27.0	114.87	35.5	111.44
08/06	5.0	125.60	5.5	124.32	14.0	114.21	10.0	113.85	32.0	130.59	23.5	126.98	76.0	112.74	66.0	108.68
08/13	15.5	126.90	8.5	126.41	10.0	115.30	15.5	111.35	54.5	129.24	25.0	126.60	71.0	108.08	115.0	104.49
08/20	18.0	127.42	20.0	123.20	21.5	113.84	17.0	111.41	48.5	129.40	37.5	126.64	49.0	114.20	54.0	107.72
08/27	21.0	128.45	9.5	124.97	19.0	118.26	21.0	108.29	32.0	128.16	17.5	125.51	29.0	115.69	39.0	109.18
09/03	19.5	130.62	38.0	125.34	3.0	117.33	17.5	111.66	35.0	128.77	23.0	125.83	35.5	117.32	46.5	108.14
09/10	28.5	133.56	28.5	130.21	5.5	120.36	14.0	113.07	46.5	131.86	30.0	129.28	39.5	118.86	32.5	107.71
09/17	22.0	137.59	21.0	135.42	4.5	128.56	6.0	118.33	22.0	142.30	28.5	135.44	37.0	121.41	65.0	108.06
09/24	16.0	138.38	41.0	128.20	4.5	125.11	12.0	119.06	21.5	139.74	25.0	131.68	47.5	119.79	44.0	105.63
10/01	29.0	137.53	67.0	126.91	13.5	124.04	22.5	116.51	49.0	139.89	33.5	129.82	72.5	120.92	83.5	104.99
10/08	7.5	140.73	19.0	129.20	1.0	127.50	11.0	113.95	36.0	144.10	37.5	130.77	43.0	121.95	24.0	109.25
10/15	11.0	141.09	23.0	126.73	12.0	127.71	13.0	112.81	32.0	144.69	15.5	129.90	35.5	121.87	23.0	110.50
10/22	14.0	139.96	12.0	128.58	9.5	126.89	34.5	114.49	38.0	140.83	25.0	127.30	24.0	120.65	21.0	110.05
10/29	10.5	137.10	23.0	124.28	12.5	122.04	21.0	111.48	31.5	132.19	22.5	124.89	58.0	119.87	56.0	108.38
11/05	10.5	135.43	11.0	126.18	6.5	116.69	19.5	111.54	29.5	128.02	15.5	125.74	29.5	116.22	65.5	107.68
11/12	16.0	127.47	11.0	123.64	15.5	116.03	14.5	113.86	32.5	129.37	26.0	125.83	76.5	113.29	59.0	111.18
11/19	10.5	132.33	14.0	127.89	7.0	119.36	12.5	118.52	37.0	134.38	20.5	133.68	35.0	119.99	38.5	116.64
11/26	14.0	133.75	15.5	128.37	1.5	123.33	13.0	120.77	29.5	138.93	13.0	136.08	26.5	121.08	44.5	117.30
12/03	8.5	131.24	13.0	126.83	3.5	120.29	13.5	118.35	38.5	135.52	30.5	133.23	66.0	116.50	103.5	113.45
12/10	38.0	127.84	14.5	128.69	12.0	122.25	12.5	119.98	57.0	135.81	36.0	135.24	29.5	118.25	25.5	116.12
12/17	20.5	136.46	23.0	131.89	2.0	129.50	7.0	124.57	26.5	146.31	22.5	143.83	37.0	128.46	32.0	125.92
12/24	9.5	140.11	24.5	133.96	0.5	135.00	9.0	133.94	26.5	150.98	10.0	150.35	22.0	132.91	28.0	125.80
12/31	3.0	140.00	4.0	135.50	1.0	135.00	3.5	137.00	21.5	150.58	6.5	149.08	32.0	129.98	6.5	149.08
1999	793.0	130.79	989.5	126.42	641.0	118.28	838.0	115.60	1,956.0	132.69	1,206.0	130.17	2,564.0	119.87	2,493.5	114.32
1998	937.5	129.43	826.5	125.04	1,071.5	117.10	987.5	115.00	1,807.5	130.24	1,053.0	127.28	2,938.5	120.90	2,464.5	116.43

All averages reflect true weighted averages.

Beef Market Statistics Choice & Select Fabricated Boxed Beef Cuts

1999	Weekly Weighted Averages & Load Counts															
Week Ending	168 PSO 3 Inside Round				169 PSO 5 Inside Round, Denuded				170 PSO 1 Gooseneck Round				171B PSO 3 Outside Round			
	Ch Lds	Ch \$	Se Lds	Se \$	Ch Lds	Ch \$	Se Lds	Se \$	Ch Lds	Ch \$	Se Lds	Se \$	Ch Lds	Ch \$	Se Lds	Se \$
01/08	41.5	121.67	33.5	119.47	8.0	140.53	2.0	139.50	18.0	101.97	19.0	103.92	52.5	122.83	51.5	118.65
01/15	62.5	124.90	61.0	123.26	8.0	146.75	6.5	145.92	29.5	109.81	11.0	107.98	57.0	126.44	61.0	124.09
01/22	24.5	126.03	38.5	121.84	0.5	152.00			11.5	109.52	23.5	105.54	51.0	126.60	47.5	123.97
01/29	16.0	119.69	15.5	117.85	9.5	141.89			8.0	105.81	33.0	102.05	47.5	123.12	27.0	122.33
02/05	47.5	119.37	46.5	118.73	12.5	136.64	2.5	138.00	19.5	102.38	22.0	103.23	54.0	123.08	38.0	121.79
02/12	21.5	129.98	17.5	130.73	2.0	149.63			10.5	109.07	7.5	110.07	34.0	129.76	21.0	130.81
02/19	30.5	129.46	20.0	132.08	3.0	155.08			20.5	109.05	10.0	109.30	33.5	131.55	27.5	131.05
02/26	27.0	126.33	43.5	125.68	9.0	147.00	0.5	152.00	25.0	101.80	21.0	106.52	67.0	125.57	48.5	126.09
03/05	34.0	130.49	28.5	127.49	2.5	148.60	6.0	149.50	15.5	108.90	32.5	106.76	59.5	126.51	68.5	126.13
03/12	19.5	129.18	29.5	126.22	7.5	150.13	1.5	151.33	24.5	107.22	19.5	106.12	54.5	126.22	32.0	124.75
03/19	22.0	126.43	7.0	125.57	1.5	148.00			8.0	105.81	13.5	102.33	61.0	117.58	30.5	120.03
03/26	34.5	127.06	26.0	125.82	8.5	148.06	1.5	145.67	11.5	99.22	17.5	102.37	56.0	115.46	61.5	115.58
04/02	43.0	128.49	39.0	126.06	20.0	150.80	3.0	148.67	11.5	99.39	14.0	100.54	60.5	110.96	40.5	110.47
04/09	27.5	131.63	40.0	127.89	6.5	154.38			27.5	95.91	38.5	95.68	69.5	105.55	46.0	104.95
04/16	31.5	134.56	26.0	132.88	6.0	157.17	4.5	156.11	29.0	94.41	32.5	94.75	102.5	102.26	64.0	101.97
04/23	25.0	135.52	83.0	131.63	4.0	160.88	2.0	159.00	15.5	93.29	41.0	93.87	57.5	106.04	20.5	105.46
04/30	30.0	134.62	13.5	134.22	4.0	156.50	1.0	160.00	18.5	93.89	13.5	93.48	36.5	109.53	29.0	105.31
05/07	40.5	134.62	16.5	129.30	5.5	158.18	0.5	160.00	9.0	94.33	13.0	93.08	36.0	110.14	35.5	104.21
05/14	30.5	134.23	57.0	127.57	6.5	156.15	4.0	153.88	9.0	93.44	31.5	90.78	38.0	108.04	41.5	102.80
05/21	31.5	133.97	36.5	129.01	2.0	164.00	4.0	156.13	16.0	92.16	55.0	88.82	78.5	104.12	36.5	102.16
05/28	24.5	137.43	33.0	128.95	1.0	165.00	2.0	152.00	17.0	90.29	32.0	87.66	57.0	105.07	90.0	98.80
06/04	51.5	140.07	14.5	130.36	0.5	166.00	0.5	157.00	9.5	90.79	28.5	88.53	19.5	108.82	42.5	98.82
06/11	25.0	149.36	40.5	136.40	4.0	176.38	9.0	157.89	13.5	91.67	31.5	89.68	40.0	110.08	28.5	103.65
06/18	27.5	149.91	40.0	136.74	2.0	184.00			10.5	91.43	24.0	91.31	39.5	110.61	21.5	109.16
06/25	16.5	144.55	97.0	125.91	3.0	175.67	0.5	152.00	24.0	90.49	33.5	90.52	114.5	103.39	35.0	101.91
07/02	40.0	136.61	37.5	127.83	4.0	161.00	5.5	145.64	26.5	90.25	35.5	90.42	78.0	102.63	60.5	102.07
07/09	31.0	129.66	39.0	126.63	3.5	153.29	3.5	148.57	7.5	91.87	21.5	91.12	63.0	104.71	40.0	103.64
07/16	37.0	129.36	44.0	125.07	6.5	156.46	1.5	150.67	1.0	93.50	7.5	91.93	51.5	106.67	35.0	104.64
07/23	81.5	123.93	43.5	123.10	4.0	149.88	8.0	143.25	8.0	92.88	35.5	92.10	60.5	104.77	61.0	102.94
07/30	27.0	123.74	25.0	121.80	4.0	148.63	3.0	138.17	7.5	94.67	33.5	93.93	47.5	107.85	28.0	105.18
08/06	48.5	121.25	38.5	119.96	2.5	149.40	0.5	145.00	12.5	99.84	9.0	97.89	48.5	110.08	28.0	108.71
08/13	41.5	119.37	50.5	115.50	8.0	144.50	2.5	139.00	10.0	101.50	25.5	99.16	39.0	116.74	45.0	109.75
08/20	40.5	123.12	53.0	117.48	5.5	150.18	0.5	150.00	8.5	103.00	41.5	102.46	34.0	121.15	39.0	112.79
08/27	29.0	126.50	34.5	120.88	5.5	151.09	4.0	143.00	12.0	105.13	33.0	103.74	36.0	124.64	36.0	116.04
09/03	46.5	128.84	28.5	117.33	7.5	149.60			15.0	107.80	7.0	105.86	55.0	129.95	39.5	122.87
09/10	26.5	130.04	36.0	116.96	1.5	151.67	1.0	154.00	4.0	111.88	18.0	107.06	39.0	136.54	29.5	128.75
09/17	29.0	133.90	59.0	116.65	4.0	157.25	0.5	141.00	5.5	115.18	10.5	108.67	43.0	141.74	41.0	133.24
09/24	28.0	127.96	54.5	113.57	1.0	153.00	2.0	137.75	4.5	116.33	3.0	111.83	51.0	140.75	27.0	132.94
10/01	40.5	129.70	33.5	117.66	5.5	156.00	7.0	135.57	15.5	113.52	29.5	107.68	62.5	137.93	44.5	130.80
10/08	21.0	131.79	62.0	117.06	1.5	162.67	2.5	128.60	3.5	117.86	21.0	107.25	56.5	141.08	54.5	129.03
10/15	26.0	131.79	43.5	119.91	2.0	159.25			6.0	119.42	21.5	105.87	27.5	144.75	38.0	127.28
10/22	27.0	132.20	26.5	117.91	0.5	163.00	1.0	140.00	8.0	118.31	59.5	103.45	21.0	149.69	41.0	124.15
10/29	30.5	129.05	47.5	116.88	6.5	157.62			20.0	110.75	71.5	104.21	49.5	141.78	59.0	118.86
11/05	50.0	126.03	30.5	117.26	5.5	153.64			10.5	111.67	25.5	105.44	29.0	135.81	51.0	116.08
11/12	28.5	123.11	46.5	118.76	10.0	144.50	2.5	140.40	10.5	108.71	40.5	106.35	64.5	123.77	54.5	116.93
11/19	41.0	129.27	38.0	122.64	4.0	151.25	1.0	149.00	18.5	107.49	20.5	107.96	74.0	126.97	32.0	126.50
11/26	28.0	128.80	11.5	127.72	3.5	151.71			15.0	103.53	12.0	107.67	33.5	126.27	15.5	125.35
12/03	30.0	126.95	36.5	125.64	1.0	151.50	1.5	147.33	35.0	106.31	12.0	106.17	39.5	121.84	82.0	119.39
12/10	59.5	129.45	28.5	126.91	2.0	152.00			20.5	108.80	33.5	106.90	51.5	123.19	58.0	117.34
12/17	32.0	136.80	17.5	133.97	2.0	163.50	0.5	164.00	2.5	113.60	31.0	110.06	27.0	134.70	37.5	130.37
12/24	13.5	142.96	21.5	136.99	2.0	171.00					17.0	108.35	28.0	137.79	37.5	132.47
12/31	15.0	139.50	12.0	141.83	2.0	169.25			5.5	113.36			20.5	141.32	24.5	135.33
1999	1,734.0	129.69	1,902.5	123.93	243.0	151.91	100.0	147.05	706.0	102.06	1,294.5	99.80	2,607.5	119.31	2,184.5	115.99
1998	1,500.5	131.32	1,356.5	126.56	291.0	153.70	127.0	145.38	1,015.5	99.01	1,067.0	98.53	2,694.5	119.46	2,039.5	115.96

All averages reflect true weighted averages.

Beef Market Statistics

Choice & Select Fabricated Boxed Beef Cuts

1999	Weekly Weighted Averages & Load Counts															
Week Ending	171C PSO 3 Eye of Round				PSO 3 Flat & Eye w/ Heel				PSO 3 Flat & Eye Heel Out				174 PSO 1 Short Loin 2x3			
	Ch Lds	Ch \$	Se Lds	Se \$	Ch Lds	Ch \$	Se Lds	Se \$	Ch Lds	Ch \$	Se Lds	Se \$	Ch Lds	Ch \$	Se Lds	Se \$
01/08	15.0	174.50	6.0	161.67	18.0	128.89	1.5	123.00	9.0	140.00	18.0	132.93	10.5	255.57	20.0	233.15
01/15	21.5	178.44	15.0	167.70	15.0	135.40	1.0	132.00	6.0	145.75	6.0	135.92	6.0	264.83	7.5	243.73
01/22	16.5	178.64	7.5	166.87	6.0	135.67			3.5	148.86	5.5	137.91	2.5	266.60	5.0	242.50
01/29	13.0	174.27	5.5	160.45					2.5	139.80	6.5	132.77	20.0	246.63	5.0	230.80
02/05	12.0	169.42	16.0	155.53					8.0	138.38	9.5	132.21	11.5	249.39	7.5	232.73
02/12	17.5	174.03	6.5	165.19	4.0	134.00			2.0	148.00	8.5	139.41	2.0	258.00	3.5	244.29
02/19	13.0	172.38	5.5	169.91	6.0	133.00			3.0	143.67	3.0	145.67	12.0	276.88	3.5	252.57
02/26	15.0	168.20	6.5	168.69	30.0	130.23			0.5	142.00	7.0	139.43	9.5	280.32	7.5	267.20
03/05	14.0	169.96	4.5	172.67	4.0	136.00			1.0	141.00	9.5	139.16	8.0	294.25	6.0	284.33
03/12	13.0	169.12	6.0	168.58	4.0	128.25			0.5	143.00	4.5	138.56	14.0	295.32	4.0	291.75
03/19	14.5	169.48	3.0	166.83	6.0	126.17			1.5	136.67	5.5	135.36	5.0	297.00	4.5	285.78
03/26	5.5	159.91	7.5	158.47	4.0	122.00			10.0	132.00	4.5	130.11	8.5	281.12	9.0	270.83
04/02	10.5	149.57	5.5	154.95	5.0	120.00			4.5	130.22	5.5	126.82	14.5	284.31	12.5	275.16
04/09	19.0	140.89	8.5	141.44	1.0	119.00			6.0	127.00	9.5	123.47	3.5	304.57	8.0	289.88
04/16	20.0	141.45	11.0	135.00	10.0	117.40	10.0	112.00	1.5	117.33	4.0	117.38	9.5	328.58	5.0	305.50
04/23	23.0	137.28	6.0	138.38	1.0	121.00					5.0	116.70	4.5	344.78	7.0	304.36
04/30	13.0	139.38	12.5	138.08					1.0	123.00	5.5	117.82	10.0	353.20	12.0	303.17
05/07	18.0	141.25	4.0	135.94	10.0	113.80			9.0	119.56	11.0	118.05	5.5	352.91	6.5	296.15
05/14	12.5	138.16	11.5	131.48					2.0	122.00	11.0	114.73	8.5	343.24	11.0	279.41
05/21	18.5	145.65	12.5	129.94	5.5	113.82			5.5	117.36	6.5	112.15	19.0	339.97	5.5	273.64
05/28	13.0	138.12	15.5	130.77	1.0	120.00			9.0	121.11	14.0	113.75	6.0	345.42	14.0	267.14
06/04	11.0	138.23	3.0	130.33	3.0	113.00			2.5	122.00	2.5	113.80	9.0	352.67	8.0	265.94
06/11	9.0	140.00	5.5	136.00	6.5	117.00			11.0	118.73	5.5	115.36	7.5	372.40	13.0	278.69
06/18	8.0	139.31	8.0	138.06	7.5	119.00	1.0	120.00	2.0	122.50	11.5	120.09	8.0	375.13	7.5	292.33
06/25	27.5	135.11	2.5	133.20	3.0	110.00			10.0	114.85	5.5	114.55	6.5	368.46	5.5	275.91
07/02	13.5	132.37	4.5	132.22	7.0	109.71					0.5	113.00	10.5	336.86	9.5	258.16
07/09	13.0	135.00	7.5	135.73	2.0	112.00			2.0	118.50	1.5	113.33	9.0	308.17	10.0	246.10
07/16	10.0	137.60	5.0	132.40	4.5	114.67					3.5	117.57	13.5	311.15	6.0	247.75
07/23	12.5	131.76	5.5	133.50					1.5	121.00	1.5	113.00	5.5	305.09	6.0	246.67
07/30	14.5	133.79	8.5	131.41	12.0	112.25			2.5	117.20	6.5	113.77	4.0	307.25	4.0	252.13
08/06	21.0	138.48	6.0	135.08					8.0	120.75	4.0	115.88	4.0	309.00	9.5	261.21
08/13	22.5	144.29	13.5	140.07					3.5	123.86	4.0	123.50	9.5	317.53	6.5	271.85
08/20	8.5	148.00	14.0	139.79					6.5	126.77	3.5	120.43	4.5	314.00	6.0	280.42
08/27	12.0	154.08	6.5	138.38	1.0	126.00							4.5	312.56	3.5	279.00
09/03	11.5	160.30	7.0	140.71	1.0	130.00			2.0	138.00	1.5	130.67	6.0	287.92	4.5	268.78
09/10	10.0	180.30	7.0	146.36	3.5	138.29			11.5	150.78	3.5	134.71	8.5	296.18	7.0	258.64
09/17	15.0	187.93	7.0	153.36	6.0	139.00			3.0	154.33	1.5	143.50	18.0	301.31	5.5	255.55
09/24	15.0	192.00	8.5	149.35					1.0	156.00	6.5	135.23	15.0	303.17	1.5	253.33
10/01	14.0	195.11	9.5	146.63					1.5	158.00	5.5	136.91	3.5	324.29	6.5	263.15
10/08	21.5	197.86	11.5	141.85	2.0	154.00			6.0	156.00	4.5	137.22	10.0	352.00	5.5	261.09
10/15	8.0	202.06	9.5	145.21	0.5	149.00			3.0	156.00	2.0	133.50	0.5	368.00	1.5	269.67
10/22	11.5	198.52	9.5	138.58					2.0	165.00	3.5	129.43	2.0	355.00	6.5	260.38
10/29	16.0	192.13	11.0	145.82					6.5	155.92	2.5	134.40			2.0	251.75
11/05	18.0	178.61	10.5	139.69					10.0	143.20	2.5	131.60	2.0	358.50	4.5	250.56
11/12	16.0	173.84	13.0	148.10					30.5	139.87	3.0	127.50	5.5	329.00	7.0	237.36
11/19	12.0	168.58	8.0	158.97					10.5	143.43			5.5	343.55	3.5	243.71
11/26	10.0	168.45	2.5	160.00					1.0	138.00	1.0	134.00	1.0	345.00	3.5	246.71
12/03	11.0	160.48	11.5	155.83	2.0	133.00			4.5	137.44	3.5	130.43	0.5	337.00		
12/10	18.0	156.81	6.5	151.88					36.0	137.03	5.0	128.80	3.5	323.57	3.5	256.57
12/17	10.0	172.90	5.0	158.60					9.0	145.22	4.0	135.13	1.5	318.33		
12/24	10.0	180.00	4.5	164.00					2.0	150.00			1.0	311.00	2.0	254.25
12/31	8.0	179.25	4.5	167.00					2.0	148.00			3.0	316.83	3.0	238.17
1999	736.5	160.44	413.0	146.62	192.0	125.03	13.5	115.30	277.5	135.85	260.0	126.71	373.5	310.06	327.0	265.06
1998	765.0	159.35	493.5	148.75	324.5	125.58	103.0	119.56	476.5	128.03	491.5	126.94	807.0	274.62	748.0	246.01

All averages reflect true weighted averages.

Beef Market Statistics Choice & Select Fabricated Boxed Beef Cuts

Weekly Weighted Averages & Load Counts																
1999																
Week Ending	174 PSO 3 Short Loin Ox1				175 PSO 1 Strip Loin 4x6				175 PSO 3 Strip Loin 1x1				180 PSO 1 Strip Loin Bnls 14#/up			
	Ch Lds	Ch \$	Se Lds	Se \$	Ch Lds	Ch \$	Se Lds	Se \$	Ch Lds	Ch \$	Se Lds	Se \$	Ch Lds	Ch \$	Se Lds	Se \$
01/08	25.5	329.03	47.0	290.59	2.0	246.00			17.0	267.00	3.5	264.57	1.5	261.83	3.5	219.00
01/15	10.5	346.95	22.0	308.69	2.0	245.00	0.5	208.00	7.0	283.21			8.5	267.00	20.0	234.93
01/22	14.5	348.59	17.0	312.34	0.5	250.00			7.0	274.00	5.0	255.10	1.5	266.67	3.5	230.71
01/29	23.5	330.23	21.5	300.94					5.5	276.09	5.0	245.40	17.0	249.00	3.0	226.33
02/05	12.5	333.60	31.5	293.86			0.5	185.00	7.0	275.21	6.5	239.85	4.5	255.44	8.0	225.63
02/12	10.0	351.70	29.0	311.05					21.0	291.71	1.5	277.67	0.5	270.00	3.0	231.50
02/19	14.0	361.71	19.5	331.69					9.5	303.11	3.0	275.00	7.5	294.53	4.0	248.25
02/26	21.5	368.74	15.5	339.77			0.5	216.00	1.0	299.00	1.0	300.00	5.5	297.64	5.0	260.40
03/05	16.5	372.80	11.0	357.84					7.0	320.00	3.0	304.67	2.5	308.60	4.5	275.44
03/12	16.5	376.48	28.5	368.75					8.5	319.12	3.5	308.57	2.0	313.75	5.0	288.40
03/19	10.5	368.05	18.0	360.21	1.0	261.00	0.5	236.00	1.0	322.00	2.5	307.00	4.0	305.25	1.0	285.00
03/26	28.0	357.41	25.5	347.49	1.0	255.00			13.0	320.90			9.5	294.53	5.0	281.00
04/02	38.5	368.87	51.5	351.19			3.5	236.86	15.0	335.60	2.0	284.50	5.5	306.45	7.5	280.20
04/09	19.5	407.58	30.0	367.23					4.5	352.44	3.5	333.43	3.5	320.00	1.5	283.00
04/16	25.0	430.80	12.0	378.79	0.5	290.00	0.5	245.00	2.0	385.00			1.5	355.00	2.0	292.50
04/23	15.5	458.03	19.5	385.69	1.0	298.00			3.5	411.43	2.0	334.00	2.5	354.00	3.0	300.00
04/30	18.5	477.78	33.5	391.57	1.0	302.00	0.5	249.00	4.5	430.22			5.5	380.91	4.5	300.67
05/07	10.5	484.64	40.0	382.88	0.5	315.00	0.5	236.00	6.5	438.27	10.0	330.65	2.5	371.00	4.5	297.44
05/14	12.5	475.32	37.5	363.01			0.5	230.00	3.5	438.57	7.0	311.57	2.0	370.00	2.5	284.00
05/21	11.5	478.17	25.5	354.51	1.5	322.00			8.0	437.25	30.0	310.98	4.0	378.50	4.0	276.38
05/28	24.0	476.92	52.5	347.19	0.5	320.00			11.0	429.27	22.0	316.41	1.0	387.50	4.0	272.00
06/04	11.5	479.83	27.0	349.75			0.5	231.00	2.0	442.00	11.5	315.59	1.0	403.00	1.5	283.33
06/11	18.5	494.24	23.0	365.98	1.0	314.00	0.5	221.00	1.5	448.33	8.0	329.75	2.5	407.80	1.5	285.67
06/18	5.5	484.00	23.0	373.54	1.0	340.00			3.0	463.67	4.5	340.00	3.5	410.29	3.5	291.29
06/25	8.5	483.18	23.5	346.09					6.0	400.17			2.0	402.50	3.5	279.29
07/02	42.0	425.60	22.5	338.08					8.0	380.88	16.0	278.28	2.5	378.00	1.5	264.33
07/09	33.5	393.00	36.5	307.95			1.5	200.00	18.0	370.75	8.0	280.31	6.5	348.85	3.0	254.83
07/16	28.0	387.23	55.0	306.27	0.5	256.00			5.0	361.40	7.0	275.21	5.0	349.60	2.0	258.75
07/23	33.5	385.77	43.0	313.90			0.5	199.00	25.0	360.12	6.5	278.81	1.0	345.50	3.5	254.29
07/30	15.5	401.35	23.0	328.70					7.5	357.60	1.5	283.00	3.5	354.14	4.0	263.50
08/06	30.0	401.95	32.0	345.22			0.5	211.00	16.5	362.61	8.5	284.24	0.5	355.00	3.0	260.67
08/13	21.0	419.90	14.0	353.68					14.0	365.32	1.0	290.50	3.5	361.57	7.5	270.87
08/20	10.5	422.14	25.5	339.12					6.5	373.69	4.5	269.67	4.0	368.75	4.5	273.22
08/27	11.5	409.39	31.5	335.75					12.5	343.84	1.0	260.00	2.0	366.75	3.0	280.50
09/03	18.5	387.78	23.0	325.72	0.5	285.00			2.0	325.00	2.0	272.25	2.0	350.25	3.0	260.50
09/10	23.0	395.54	45.0	316.98					11.0	325.77	13.0	249.77	1.0	324.00	3.0	251.50
09/17	17.0	392.47	39.5	324.43					6.5	322.62	9.5	243.00	1.0	325.00	1.5	243.33
09/24	6.5	397.77	15.5	324.90			1.0	181.00	12.0	315.63	1.0	235.00	0.5	325.00	7.5	237.27
10/01	11.0	424.41	28.0	326.82					5.0	351.50	18.5	235.22	4.0	334.75	6.0	223.67
10/08	11.5	438.43	25.5	336.11					3.5	358.00	28.0	235.64	0.5	350.00	1.5	217.00
10/15	6.5	431.62	36.0	338.06					7.0	359.79	4.0	246.00			1.5	236.00
10/22	11.0	440.36	11.5	339.22					5.0	371.20	2.0	245.00	0.5	362.00	4.0	211.00
10/29	11.5	436.00	22.5	331.78			0.5	179.00	4.0	375.00	12.5	241.32	1.5	351.00	2.0	202.50
11/05	9.5	439.79	23.0	321.43					2.5	369.60	11.5	219.50	2.0	348.00	5.0	206.00
11/12	9.5	402.95	18.5	302.03					3.5	355.00	8.0	219.88	7.0	322.43	4.5	191.89
11/19	12.5	398.24	16.5	309.35					13.0	349.27	5.0	225.00	5.0	321.40	2.0	204.75
11/26	11.5	413.65	14.5	318.38					12.5	326.64	4.0	226.25	1.0	314.00	1.5	199.33
12/03	10.0	400.95	15.0	314.12					6.5	312.69	5.0	230.00	4.5	297.78	2.0	208.75
12/10	25.0	384.52	20.5	299.02					4.0	318.31			5.5	288.82	5.5	223.82
12/17	12.0	377.71	13.0	312.00					3.5	309.86	13.0	233.10	1.5	307.00	3.0	218.33
12/24	4.5	377.78	10.5	313.17					4.0	312.75	3.5	245.43	2.0	315.25	2.0	240.00
12/31	4.0	381.88	11.5	311.26					1.5	338.67	4.0	250.88	0.5	317.00	4.0	250.88
1999	863.5	403.12	1,357.0	334.86	14.5	282.28	12.5	218.64	395.5	344.71	333.5	271.18	170.0	319.86	200.5	251.48
1998	1,082.0	360.47	1,534.0	308.11	55.5	250.60	15.5	202.71	374.0	320.41	234.0	253.75	464.0	290.40	404.5	246.01

All averages reflect true weighted averages.

Beef Market Statistics

Choice & Select Fabricated Boxed Beef Cuts

1999																Weekly Weighted Averages & Load Counts															
Week Ending	180 PSO 3 Strip Loin Ox1 Bnls				184 PSO 1 Top Butt, Bnls 13#/up				184 PSO 3 Top Butt, Bnls				189A PSO 4 Tndrln, Trmd 5/dn#																		
	Ch Lds	Ch \$	Se Lds	Se \$	Ch Lds	Ch \$	Se Lds	Se \$	Ch Lds	Ch \$	Se Lds	Se \$	Ch Lds	Ch \$	Se Lds	Se \$															
01/08	22.0	346.09	19.0	284.55	34.0	142.84	17.5	127.00	21.0	165.89	39.5	145.56	1.0	802.50	0.5	725.00															
01/15	9.0	360.56	20.5	299.22	22.0	150.84	13.0	132.92	33.5	169.90	42.5	154.84																			
01/22	11.0	358.36	22.0	297.72	10.0	155.85	13.5	140.00	25.5	170.63	48.5	152.23	1.0	792.50	0.5	722.00															
01/29	29.5	342.98	16.5	291.76	43.0	144.62	13.0	131.69	11.5	166.87	23.5	149.60																			
02/05	18.5	347.30	41.5	292.73	22.5	145.11	21.5	131.44	31.0	163.35	38.5	151.17	2.0	677.25	1.0	662.50															
02/12	10.5	374.43	12.5	309.14	9.0	153.67	11.5	149.96	9.5	174.58	12.0	164.83	0.5	710.00	0.5	676.00															
02/19	11.0	384.50	6.5	327.00	31.5	156.13	15.5	156.39	16.0	173.50	28.0	171.23	0.5	706.00	1.5	696.33															
02/26	18.5	387.95	3.0	351.50	11.5	156.52	14.0	153.07	30.5	168.67	29.0	165.97	0.5	726.00	0.5	700.00															
03/05	16.0	401.84	6.0	364.17	14.5	154.83	13.0	153.35	34.5	176.32	34.0	171.29	0.5	725.00	0.5	710.00															
03/12	24.0	405.10	10.5	373.40	23.0	163.67	10.0	156.35	27.5	183.11	22.0	174.89	1.0	722.50	0.5	715.00															
03/19	10.0	397.85	6.0	370.00	22.5	156.82	20.0	154.83	17.5	183.89	19.5	165.41	0.5	725.00	0.5	710.00															
03/26	20.0	397.05	20.0	346.53	8.5	170.44	10.0	150.25	19.5	186.08	28.0	164.31	1.0	717.50	1.0	700.00															
04/02	14.5	419.00	21.5	351.81	9.5	176.26	16.0	148.34	35.5	195.56	31.5	161.17	1.0	722.00	2.0	677.50															
04/09	13.5	457.63	18.0	361.01	11.0	187.02	16.5	161.00	40.0	214.89	50.5	174.71	0.5	715.00	0.5	680.00															
04/16	30.5	500.56	5.5	374.41	16.5	201.67	9.5	164.53	36.0	228.32	43.0	183.09	1.5	718.00	1.5	685.33															
04/23	8.5	532.00	11.5	373.28	23.5	209.89	13.5	175.41	23.0	245.37	16.0	191.50	0.5	730.00	1.0	692.50															
04/30	9.0	560.28	19.5	388.54	11.5	217.04	11.0	181.91	19.5	254.00	30.0	202.72	1.0	727.00	1.0	690.00															
05/07	12.0	562.42	15.0	395.00	14.5	214.38	11.5	175.72	21.0	251.05	69.5	192.44	2.5	730.20	1.0	667.50															
05/14	11.0	561.82	17.5	379.67	4.0	204.00	12.5	168.48	25.0	238.32	23.5	189.32	3.5	722.14	2.5	662.60															
05/21	11.5	561.61	24.5	359.37	14.5	202.34	11.5	165.96	24.0	235.13	39.0	187.11	2.5	725.00	1.0	648.50															
05/28	29.5	542.15	27.5	354.15	9.5	201.63	14.0	163.86	26.5	230.45	42.5	184.35	4.0	725.88	3.5	634.29															
06/04	8.0	566.94	22.0	355.91	15.0	200.67	10.0	166.30	14.5	234.34	17.5	183.91	0.5	715.00																	
06/11	17.5	581.94	14.5	372.76	15.0	203.67	17.5	177.63	22.0	241.20	27.0	186.98	2.5	748.40	1.5	641.67															
06/18	8.0	595.75	9.0	393.08	4.0	204.50	12.5	179.92	19.5	238.82	32.5	189.00	0.5	750.00	0.5	655.50															
06/25	10.0	561.05	6.5	383.54	7.5	199.70	9.0	175.94	20.0	230.53	37.5	183.57	2.5	718.80	1.5	634.67															
07/02	20.5	498.44	23.0	353.53	14.0	193.36	6.5	164.00	23.0	223.43	27.5	180.48	0.5	700.00	1.5	631.67															
07/09	19.5	463.18	11.0	333.41	20.0	193.03	8.0	160.94	41.0	215.44	34.0	175.18	3.0	697.67	6.0	601.42															
07/16	18.0	440.75	11.5	331.22	8.5	194.88	13.5	157.26	44.0	220.99	60.0	163.23	1.5	715.00																	
07/23	21.5	422.21	18.5	326.97	5.5	191.73	19.0	147.03	54.0	218.58	35.0	160.37	0.5	720.00	1.0	632.50															
07/30	12.5	422.76	9.0	332.44	10.0	188.80	11.5	145.30	12.5	222.10	31.5	158.14			3.5	618.57															
08/06	20.0	431.05	14.0	348.07	8.5	185.76	15.0	146.77	18.0	218.25	21.0	153.73																			
08/13	29.0	446.79	10.0	362.75	13.0	186.73	18.0	136.75	37.0	220.58	50.5	149.79	0.5	736.00																	
08/20	6.0	463.67	6.5	368.73	15.0	196.97	12.0	141.38	9.5	220.03	29.5	148.49																			
08/27	8.5	445.12	13.5	355.11	10.5	201.76	17.0	138.41	20.0	214.65	16.5	149.97																			
09/03	16.5	422.85	11.5	337.07	15.0	188.47	10.0	129.40	27.5	204.76	60.0	137.35	1.5	799.00	1.5	710.00															
09/10	12.5	402.82	12.0	306.46	11.5	180.35	35.0	122.81	25.5	196.43	25.5	137.59	1.5	806.67	1.5	736.67															
09/17	16.0	404.63	13.5	298.44	25.0	177.30	13.5	125.96	20.0	198.78	30.5	136.41	0.5	860.00	1.0	810.00															
09/24	17.5	406.97	16.0	285.31	20.0	177.23	17.5	121.40	18.0	195.06	31.0	134.60	1.0	882.50	1.0	805.00															
10/01	11.0	434.91	13.0	280.38	6.5	182.38	9.0	127.17	29.5	199.69	18.0	139.08																			
10/08	3.5	465.43	13.5	285.52	10.0	184.20	9.5	128.37	14.0	207.57	40.5	142.42																			
10/15	13.0	465.88	24.5	294.39	6.5	190.31	10.0	130.25	13.0	208.27	31.5	147.48																			
10/22	8.0	480.56	11.0	294.50	10.5	183.19	12.5	124.08	13.0	206.81	20.0	145.25	1.5	955.00	0.5	835.00															
10/29	12.5	485.48	25.5	283.77	18.0	181.08	18.5	123.76	20.5	194.27	26.5	136.36	0.5	957.00																	
11/05	5.5	475.64	21.0	276.86	18.5	171.14	10.0	120.15	31.0	182.90	56.0	130.72	1.0	926.00	0.5	850.00															
11/12	17.5	455.30	16.5	266.09	45.0	156.90	33.5	117.43	32.5	175.72	53.5	125.13	0.5	840.00	0.5	745.00															
11/19	13.5	442.59	14.0	277.66	5.5	175.36	8.5	129.12	25.5	192.06	29.0	131.34	0.5	840.00	0.5	746.00															
11/26	14.5	433.48	9.5	285.74	2.0	186.25	6.0	127.92	8.5	202.18	14.0	137.52	1.0	820.50	0.5	700.00															
12/03	21.0	412.83	16.5	290.27	10.0	177.20	11.5	127.22	17.0	195.24	44.5	137.10																			
12/10	26.5	399.79	10.0	291.93	8.0	179.06	10.0	128.88	14.5	202.21	30.0	141.95	0.5	725.00	0.5	625.00															
12/17	17.0	405.38	24.0	304.75	14.5	178.41	5.0	141.70	14.5	209.83	26.0	153.21	1.0	747.50	1.0	605.00															
12/24	9.0	411.39	9.0	318.19	5.5	181.91	4.5	147.67	12.5	207.68	13.0	157.08																			
12/31	8.5	400.94			9.5	181.84	12.0	144.08	21.5	196.49	17.0	156.41	0.5	700.00	0.5	600.00															
1999	782.5	442.31	774.5	325.49	754.5	175.75	694.5	144.21	1,221.5	205.09	1,697.0	159.44	49.0	751.54	46.0	667.83															
1998	722.0	398.64	625.5	314.75	1,156.5	162.31	980.5	136.81	1,335.5	187.21	1,502.0	155.02	87.0	647.43	54.5	621.64															

All averages reflect true weighted averages.

Beef Market Statistics Choice & Select Fabricated Boxed Beef Cuts

1999 Weekly Weighted Averages & Load Counts																
Week Ending	189A PSO 4 Tndrln, Trmd 5/up#				191A PSO 4 Butt Tender, Trmd				193 PSO 4 Flank Steak				121D Insd Skirt		Cap & Wedge	
	Ch Lds	Ch \$	Se Lds	Se \$	Ch Lds	Ch \$	Se Lds	Se \$	Ch Lds	Ch \$	Se Lds	Se \$	Lds	\$	Lds	\$
01/08	7.0	804.21	14.0	713.86	2.5	754.80	4.5	655.33	3.0	246.33	1.5	231.67	33.0	164.08	25.5	122.33
01/15	12.5	775.20	15.0	689.60	2.0	740.00	9.0	645.36	3.5	245.71	5.5	237.82	22.0	174.32	48.5	125.80
01/22	7.0	743.93	6.0	689.50	2.5	753.40	4.0	641.69	2.0	238.00	5.5	235.27	19.0	176.00	37.0	129.07
01/29	11.5	691.09	9.5	664.00	1.5	730.67	2.5	637.20	3.5	229.00	8.5	225.29	13.0	174.31	19.5	126.72
02/05	21.5	676.38	28.0	659.64	5.0	698.40	4.5	625.00	6.5	227.08	6.5	220.62	18.0	177.75	36.5	127.34
02/12	7.5	699.93	5.0	674.80	4.0	669.75	1.5	626.83	1.5	238.00	3.5	230.21	10.0	179.05	16.0	138.75
02/19	11.5	709.74	12.5	697.48	3.5	677.14	3.5	610.79	5.0	232.00	4.5	232.33	23.0	182.43	24.5	146.00
02/26	21.0	697.76	18.0	691.86	5.5	650.36	4.0	634.88	4.0	229.13	7.0	226.00	17.0	177.44	15.0	146.33
03/05	6.0	718.17	1.5	701.67	10.0	632.45	6.0	631.92	5.5	229.59	4.5	225.22	16.0	180.72	19.0	147.21
03/12	7.5	722.67	3.5	709.43	8.5	636.24	5.5	631.59	2.0	227.75	1.0	223.50	28.5	179.46	29.5	143.54
03/19	4.5	722.89	5.5	701.00	5.5	637.91	1.0	635.00	0.5	221.00	1.5	221.67	8.5	182.65	19.5	140.21
03/26	4.0	716.63	11.5	690.13	2.5	640.40	6.5	630.85	1.5	227.00	6.0	221.83	7.0	191.29	26.0	140.63
04/02	16.0	713.09	17.5	682.77	8.5	636.41	10.0	625.38	6.5	216.38	4.0	212.13	7.0	198.07	18.5	134.22
04/09	4.0	731.25	4.5	700.33	12.0	660.67	8.0	629.69	3.5	222.29	1.5	217.00	41.0	197.11	15.0	124.47
04/16	4.5	741.33	4.5	695.78	5.0	676.00	5.5	636.95	4.0	233.63	4.0	218.50	12.0	202.79	19.0	120.78
04/23	5.0	744.80	15.0	696.90	3.5	681.86	4.5	666.89	2.5	226.20	8.5	219.12	7.5	210.93	23.0	116.37
04/30	9.0	751.61	6.5	696.85	2.5	687.00	3.5	666.57	3.5	229.29	5.5	217.64	11.5	211.13	29.0	114.50
05/07	6.5	750.54	13.5	682.37	3.0	689.17	3.0	671.92	4.5	236.33	5.0	229.10	13.5	206.11	40.0	114.35
05/14	6.5	752.38	17.0	662.29	6.0	694.75	3.5	673.14	8.0	242.75	8.0	237.25	38.0	195.45	26.0	114.81
05/21	9.5	759.26	21.5	671.58	3.5	692.29	2.5	671.40	5.5	259.00	4.5	251.22	6.0	200.08	30.0	116.70
05/28	14.0	771.61	19.0	678.26	4.5	691.00	4.5	677.06	8.0	265.06	6.5	256.77	16.0	195.59	20.5	120.73
06/04	4.0	775.88	6.0	680.75	1.0	705.00	4.5	681.00	2.0	271.75	5.0	265.70	60.5	193.42	9.5	120.53
06/11	9.0	785.17	19.5	676.08	3.5	709.29	2.5	690.40	2.5	291.00	5.5	282.00	7.5	213.07	16.5	123.45
06/18	2.5	790.60	8.0	680.81			4.5	685.72	2.5	296.60	2.5	290.60	7.0	214.21	18.5	124.35
06/25	9.0	777.78	14.0	664.43	3.5	717.86	3.0	672.83	4.5	294.22	4.5	288.22	9.0	216.67	22.5	121.91
07/02	12.5	741.92	20.5	637.35	2.0	710.00	2.5	665.40	3.5	292.29	3.5	288.86	6.0	210.58	20.0	124.93
07/09	23.5	730.49	45.5	620.76	2.0	706.00	4.5	643.11	3.5	294.71	2.5	284.40	44.5	201.70	10.0	125.10
07/16	3.5	760.43	3.0	665.00	2.5	714.00	10.0	626.85	4.0	290.50	4.0	290.50	3.5	224.86	26.0	124.19
07/23	5.0	758.20	6.0	661.92	2.5	723.60	10.5	609.19	5.5	292.73	3.0	290.17	5.0	224.00	50.5	123.00
07/30	3.5	770.43	5.0	672.70	2.5	707.80	6.0	609.08	4.5	296.67	2.5	285.00	6.5	234.69	19.5	125.82
08/06	3.0	774.83	4.5	689.78	4.0	715.50	7.5	603.27	6.0	284.42	2.0	287.00	3.5	236.43	32.5	126.49
08/13	10.5	769.48	3.0	696.00	6.0	724.83	6.0	623.08	6.0	288.75	4.5	282.44	8.0	239.00	18.0	128.08
08/20	11.0	788.09	4.5	699.89	3.5	738.29	3.5	629.29	3.0	289.00	6.5	281.00	7.0	236.36	20.5	126.54
08/27	14.0	809.32	19.5	713.72	4.0	739.75	5.0	645.25	3.0	289.17	4.5	276.44	4.0	234.75	22.5	130.47
09/03	4.0	834.75	1.5	773.00	6.0	774.33	3.5	674.29	6.0	284.17	7.5	275.60	15.0	206.73	16.0	131.66
09/10	5.5	851.36	5.5	767.82	5.5	808.73	5.0	774.50	6.0	281.17	4.0	273.38	14.5	196.45	21.0	131.70
09/17	11.0	899.23	13.5	819.04	7.5	861.60	3.5	786.43	3.0	279.17	5.5	272.27	10.0	201.40	24.0	132.17
09/24	5.0	923.10	6.5	825.77	4.5	909.22	4.0	833.06	5.5	280.45	4.5	266.33	8.0	196.56	19.0	133.76
10/01	2.5	986.80	1.5	895.00	5.0	959.20	3.0	871.92	5.0	281.10	6.0	271.08	26.0	176.29	24.0	131.67
10/08	2.0	1019.75	2.0	922.50	3.5	993.71	4.5	928.11	2.5	276.60	7.5	264.60	27.5	164.95	21.5	132.70
10/15	2.0	1020.00	4.0	895.75	4.0	1032.75	2.0	944.00	4.0	279.00	3.5	270.86	35.0	160.36	23.0	136.52
10/22	3.5	1001.86	12.0	875.50	3.0	1023.00	2.5	886.00	4.0	277.13	7.0	263.57	13.5	166.37	10.5	146.10
10/29	6.5	1013.23	7.5	865.53	2.5	996.20	4.5	819.00	3.0	280.50	5.5	263.09	12.5	163.16	10.5	148.95
11/05	3.0	932.00	5.5	812.27	2.0	978.00	4.0	807.00	4.0	271.13	6.5	258.85	34.5	161.14	12.5	152.56
11/12	10.0	875.25	8.0	758.25	4.5	858.33	3.5	743.29	8.5	271.06	4.5	252.67	11.0	161.23	11.0	156.82
11/19	2.5	848.00	1.5	733.33	3.5	867.14	4.5	740.33	5.5	268.09	5.5	255.55	8.5	174.06	17.5	159.23
11/26	4.0	917.88	6.5	759.92	3.0	856.00	2.0	738.25	4.0	275.88	2.5	271.80	7.0	177.86	22.0	158.61
12/03	7.0	759.29	12.0	639.33	5.5	821.27	1.5	675.33	2.0	274.25	2.5	261.60	13.5	175.56	16.0	153.28
12/10	12.0	737.63	11.5	624.13	7.0	768.21	3.0	600.17	3.5	270.57	7.0	263.71	10.0	175.85	14.0	146.96
12/17	7.5	768.20	8.5	640.94	5.5	759.55	3.0	617.17	5.5	284.91	6.5	276.08	11.5	182.09	18.0	142.19
12/24	4.0	732.00	6.5	624.81	2.5	753.00	5.0	608.05	3.5	290.43	4.5	281.67	6.0	187.08	19.5	139.72
12/31	3.5	711.29	11.5	571.74	2.5	706.40	11.5	571.74	1.5	294.33	2.0	287.75	6.0	185.92	5.0	149.30
1999	403.0	768.90	533.5	690.04	216.0	746.76	238.0	667.45	212.0	264.56	246.0	254.54	809.5	186.83	1,129.0	130.92
1998	580.0	666.05	590.0	628.44	256.0	637.49	304.5	592.41	314.5	248.63	252.5	250.91	1,065.5	173.90	1,440.0	123.81

All averages reflect true weighted averages.

1999

NATIONAL CARLOT MEAT TRADE
REVIEW

Processing Beef



Livestock and Seed Program
Livestock and Grain Market News Service
Des Moines, Iowa

Beef Market Statistics

Beef Coarse Grinds

1999	Weekly Weighted Averages & Load Counts											
Week Ending	73%		75%		81%		93%		Chuck		Round	
	Loads	Price	Loads	Price	Loads	Price	Loads	Price	Loads	Price	Loads	Price
01/08	49.0	77.56	11.0	81.73	45.0	84.59	21.0	107.89	46.0	90.24	10.5	95.90
01/15	42.5	85.94	13.0	93.44	36.5	94.59	13.0	113.88	40.5	98.57	9.5	104.53
01/22	33.5	86.02	3.5	93.00	32.5	89.97	7.5	114.10	32.0	102.47	9.5	105.45
01/29	88.0	67.82	36.0	73.51	32.0	78.05	8.5	113.65	68.0	84.93	18.5	98.55
02/05	36.0	71.06	5.5	73.09	39.5	80.70	13.5	110.98	38.0	83.91	16.0	98.25
02/12	48.5	74.51	10.0	78.95	46.5	83.60	11.0	115.27	46.0	86.71	14.0	96.75
02/19	57.0	72.03	13.5	75.52	43.0	81.40	14.5	111.90	79.5	83.96	10.0	92.75
02/26	116.0	63.52	30.0	70.35	22.0	80.57	14.5	110.00	67.0	84.39	13.0	90.77
03/05	34.0	69.23	14.5	71.93	32.5	83.56	13.5	107.65	63.0	86.50	10.5	96.43
03/12	27.0	71.23	5.0	73.95	27.5	82.24	19.5	102.85	43.0	88.90	16.0	97.47
03/19	35.0	74.53	4.5	80.11	31.5	87.60	17.5	102.00	66.0	91.28	11.0	101.18
03/26	42.0	78.03	23.0	80.50	31.0	90.73	18.5	106.35	33.0	95.88	17.5	102.36
04/02	39.0	75.92	8.5	77.82	33.5	83.60	7.5	103.80	23.5	93.50	13.5	99.52
04/09	35.5	72.62	16.0	73.94	35.0	81.79	10.5	104.00	55.5	89.86	7.5	96.73
04/16	57.0	70.67	17.0	75.24	39.5	82.41	20.0	99.33	45.5	90.55	14.0	96.64
04/23	84.5	73.15	18.5	77.11	26.0	82.54	16.0	102.61	59.5	93.08	24.5	98.88
04/30	30.5	76.69	9.5	79.53	30.0	85.80	14.0	107.75	49.0	92.76	19.5	99.90
05/07	51.5	74.52	12.0	80.50	62.0	85.08	16.5	104.64	43.0	92.04	16.0	99.20
05/14	40.0	79.36	7.0	83.43	15.0	87.82	15.5	102.71	30.0	94.40	13.0	101.35
05/21	34.0	81.81	11.5	79.09	29.5	90.67	11.5	106.65	35.0	91.13	20.0	97.84
05/28	61.0	75.58	10.0	78.20	38.5	88.40	16.5	109.42	99.0	88.44	12.5	93.60
06/04	26.0	74.72	4.5	81.11	25.0	84.18	18.5	104.86	41.5	89.45	8.0	95.69
06/11	43.5	80.85	5.0	82.40	55.5	86.03	15.0	107.00	37.0	90.92	8.0	98.94
06/18	18.0	84.86	2.5	81.40	8.5	89.82	5.5	108.18	11.0	96.00	5.0	102.20
06/25	27.0	87.59	2.5	89.00	44.5	94.66	12.0	110.00	27.0	95.69	4.5	103.11
07/02	34.0	79.49	4.5	82.78	40.0	91.96	15.5	106.87	54.0	90.36	8.0	96.50
07/09	40.0	73.71	14.5	75.79	29.0	87.34	22.5	107.04	48.5	90.10	18.0	95.72
07/16	32.0	75.59	36.5	77.85	28.0	84.38	14.5	107.93	61.5	88.89	24.5	95.65
07/23	40.0	75.44	18.5	78.30	24.0	83.00	20.0	106.63	55.5	88.78	18.0	93.14
07/30	36.0	74.79	7.0	77.93	29.0	85.16	15.0	104.07	63.5	88.30	8.0	95.44
08/06	67.0	74.32	12.0	78.42	21.5	85.33	16.0	109.66	69.0	89.01	17.5	93.06
08/13	45.0	83.62	4.5	83.39	36.5	90.78	13.5	110.93	34.5	97.59	11.5	98.11
08/20	24.0	90.49	3.5	93.00	13.5	95.48	13.0	115.07	26.5	104.26	18.5	103.78
08/27	22.0	90.35	8.0	91.00	34.0	95.47	21.0	109.70	23.5	100.11	7.5	105.47
09/03	35.0	79.64	15.0	80.75	25.5	84.53	22.0	103.14	41.5	90.98	22.5	94.82
09/10	54.0	72.59	18.5	75.24	32.0	79.98	9.5	103.68	58.5	87.38	16.0	93.63
09/17	33.5	72.16	36.5	73.64	21.5	77.98	18.5	99.24	43.5	87.53	21.0	92.45
09/24	58.0	69.74	10.5	72.24	37.0	74.66	21.5	97.83	39.5	85.92	19.0	89.66
10/01	32.0	70.20	9.0	74.00	20.0	77.63	27.5	99.75	71.5	86.44	16.0	90.28
10/08	51.0	74.26	8.0	79.00	37.5	79.17	11.0	99.95	61.5	88.25	10.0	93.55
10/15	22.5	77.44	11.5	77.91	12.5	83.18	14.0	104.96	40.5	91.33	15.5	93.90
10/22	23.0	82.50	5.5	81.00	24.0	85.90	23.5	108.43	31.0	94.50	19.0	95.58
10/29	25.0	80.68	5.0	82.00	40.0	87.30	22.5	111.38	33.0	93.20	10.0	93.70
11/05	49.0	74.02	10.0	77.80	42.0	79.38	13.5	109.74	43.5	88.37	16.5	92.29
11/12	56.0	73.49	17.5	74.31	29.0	81.04	11.5	103.48	41.0	88.24	13.5	95.52
11/19	26.5	77.60	14.0	78.14	18.5	83.27	21.0	104.52	63.5	89.90	20.5	96.27
11/26	30.0	77.17	6.0	80.42	24.5	82.72	14.5	102.59	23.0	91.20	4.5	93.67
12/03	36.0	72.64	1.5	80.67	36.0	79.31	14.5	100.90	26.0	89.75	7.5	93.33
12/10	53.0	72.69	8.5	76.06	34.5	84.13	15.0	102.43	33.0	88.58	13.5	93.48
12/17	24.5	75.73	7.0	80.14	21.0	86.43	15.5	103.94	47.5	92.01	15.5	94.06
12/24	25.0	87.30	3.5	85.14	8.0	92.94	12.5	111.64	16.0	97.38	9.0	101.17
12/31	25.0	89.56	7.0	88.07	17.5	93.71	8.0	114.75	24.0	98.44	6.0	105.67
1999	2,155.0	75.34	597.5	77.75	1,598.5	85.04	798.5	106.19	2,353.0	90.14	709.0	96.58
1998	2,517.5	68.49	897.0	73.61	1,652.0	79.53	826.5	103.87	2,148.5	85.50	750.5	91.33

All averages reflect true weighted averages.

Beef Market Statistics Beef Coarse Grind Blends

1999 Weekly Weighted Averages & Load Counts															
Week Ending	73%		75%		85%		93%		Chuck		Round		Sirloin		
	Loads	Price	Loads	Price	Loads	Price	Loads	Price	Loads	Price	Loads	Price	Loads	Price	
01/08	18.5	77.92	11.0	79.82	10.0	96.10	15.0	113.73	22.0	93.32	12.5	103.16	15.0	116.47	
01/15	22.5	82.44	11.0	86.36	16.5	102.36	21.5	115.09	21.0	100.52	13.0	109.69	17.5	126.51	
01/22	15.5	80.06	13.5	84.50	10.5	101.86	12.5	115.24	19.0	94.89	13.0	109.77	15.5	131.19	
01/29	11.5	77.35	9.0	79.33	12.0	97.25	10.5	113.43	17.0	92.76	6.5	101.77	13.5	126.81	
02/05	11.0	74.02	10.0	74.80	6.5	94.77	10.0	111.00	15.0	88.20	11.5	106.83	11.5	121.39	
02/12	22.5	77.13	9.0	78.22	8.5	97.65	12.0	115.50	22.0	93.73	18.0	110.36	24.5	130.33	
02/19	21.5	75.09	9.0	78.00	9.0	97.44	8.0	114.50	38.0	94.13	12.5	106.04	10.5	125.10	
02/26	21.0	72.81	7.0	73.29	9.0	95.00	10.0	112.65	23.0	91.70	14.5	108.24	16.5	129.03	
03/05	18.0	72.83	6.0	72.50	9.0	93.44	12.5	111.36	19.0	91.74	7.5	102.53	18.5	126.11	
03/12	14.0	72.14	6.0	74.33	11.0	92.91	9.0	111.33	18.0	92.22	9.0	102.00	14.5	132.17	
03/19	16.0	76.00	6.0	76.83	11.0	97.64	8.0	116.44	37.0	95.32	14.0	110.93	22.0	133.48	
03/26	16.0	81.94	10.0	82.40	11.0	104.18	5.5	123.82	24.0	99.08	9.0	109.67	13.0	131.00	
04/02	17.0	78.94	8.5	81.71	7.0	101.14	9.0	117.06	20.0	97.85	9.0	111.11	12.0	128.65	
04/09	19.5	76.21	10.0	76.10	10.5	97.17	9.0	114.89	51.0	100.22	5.0	101.60	10.5	125.90	
04/16	25.5	73.75	9.0	76.67	15.0	98.80	15.0	110.33	71.0	98.65	8.5	107.06	30.5	135.16	
04/23	26.0	75.73	9.0	79.22	11.0	97.68	13.5	110.70	24.0	96.79	8.5	107.59	16.5	129.09	
04/30	23.0	78.87	10.5	81.71	11.0	99.86	10.0	116.83	17.0	95.53	12.0	111.08	14.5	129.78	
05/07	26.5	78.95	9.0	79.89	10.5	102.52	13.0	115.15	18.0	97.61	6.0	101.33	15.5	133.19	
05/14	14.5	79.07	11.0	83.45	16.5	102.82	6.5	118.00	50.0	98.03	18.0	112.22	21.5	137.91	
05/21	17.5	85.86	10.0	90.20	12.0	108.67	8.5	117.68	18.0	99.11	16.5	115.33	18.5	140.14	
05/28	26.0	85.38	5.0	81.00	9.0	105.67	18.5	119.47	21.0	95.68	8.5	108.88	9.0	135.67	
06/04	14.5	80.52	5.0	79.00	8.0	105.00	3.0	111.67	13.0	91.46	7.0	106.29	9.0	133.11	
06/11	13.5	80.22	9.5	82.89	7.5	103.10	10.5	114.55	16.0	93.13	8.0	107.63	13.0	130.48	
06/18	16.0	80.88	9.0	85.67	8.5	101.41	14.0	113.46	48.0	96.96	5.5	101.73	13.5	130.41	
06/25	11.5	86.26	10.0	89.60	10.0	107.15	10.0	117.65	18.0	98.89	9.5	109.32	9.0	129.72	
07/02	19.5	83.41	10.0	86.35	12.5	103.46	10.5	117.00	19.0	95.42	11.0	103.18	14.5	135.90	
07/09	13.5	82.52	7.0	83.71	7.5	104.93	12.5	119.70	16.0	95.56	8.0	111.00	10.5	135.00	
07/16	14.5	82.69	5.5	80.09	9.5	105.84	10.5	117.26	18.0	95.78	11.0	112.00	13.5	136.43	
07/23	18.0	79.61	6.0	79.17	5.0	107.40	6.0	119.79	52.0	103.62	27.0	115.67	18.0	135.28	
07/30	18.5	75.32	6.0	80.67	6.0	100.33	4.5	113.56	29.0	100.48	10.5	109.57	15.0	136.93	
08/06	8.0	78.75	7.5	80.93	6.0	103.33	6.5	117.92	13.5	92.07	4.5	100.44	9.5	135.37	
08/13	18.0	85.17	5.0	87.60	10.5	107.33	10.5	121.52	12.0	95.58	7.5	109.33	17.0	137.04	
08/20	23.0	87.09	8.5	90.06	11.5	105.80	13.5	118.85	20.5	101.05	8.5	113.18	15.0	137.25	
08/27	17.5	89.71	14.0	93.04	8.0	107.50	2.0	123.00	17.0	101.00	6.5	109.85	7.0	137.43	
09/03	12.0	83.42	8.0	86.00	17.5	103.43	8.0	112.69	14.0	96.00	5.5	102.36	7.5	130.13	
09/10	14.0	76.43	10.0	77.20	10.0	100.15	6.0	117.83	47.0	95.74	9.5	105.68	11.5	134.35	
09/17	10.0	75.60	9.5	76.05	10.5	96.95	8.5	109.47	16.0	93.69	7.5	106.60	16.5	139.85	
09/24	9.5	75.74	12.5	75.76	17.5	93.49	9.5	108.84	18.0	91.22	11.5	108.52	18.0	136.17	
10/01	20.0	73.65	9.0	74.78	12.5	96.90	9.5	108.26	13.0	87.85	8.0	101.75	12.0	133.29	
10/08	14.5	77.48	7.0	77.07	9.0	96.64	11.0	108.77	46.5	95.59	11.5	107.57	17.5	135.71	
10/15	19.0	77.74	9.0	79.22	10.0	97.05	15.0	109.70	12.0	89.67	8.5	105.41	13.0	131.96	
10/22	13.0	81.38	15.5	82.55	9.0	100.00	9.5	111.84	25.5	96.98	12.0	108.75	10.0	132.80	
10/29	14.5	80.45	7.5	82.47	9.0	100.83	9.5	112.32	14.0	93.64	8.5	106.59	13.5	133.30	
11/05	18.0	79.17	9.5	80.21	8.5	98.71	13.5	111.41	20.0	93.85	10.5	107.57	11.0	130.68	
11/12	15.5	76.10	10.0	77.75	8.5	99.41	11.0	107.27	44.5	93.30	13.0	109.00	12.0	132.17	
11/19	12.5	79.56	8.5	80.71	8.0	97.13	11.0	108.82	19.5	96.10	10.5	107.33	9.0	129.33	
11/26	13.5	79.22	6.5	82.08	10.5	96.19	10.0	110.40	12.5	94.20	8.0	104.19	10.5	123.48	
12/03	9.0	76.33	8.0	77.50	9.0	95.44	7.5	107.87	10.5	90.33	4.0	97.50	9.0	130.22	
12/10	13.0	77.77	13.5	81.33	6.5	95.38	12.0	111.67	18.0	92.11	8.0	100.63	13.5	132.00	
12/17	15.0	82.13	10.0	82.30	11.5	98.87	13.5	112.81	21.0	93.86	9.0	106.44	12.0	130.46	
12/24	12.0	86.25	9.0	89.22	8.5	103.82	14.5	117.48	21.0	97.62	13.0	110.31	12.5	133.12	
12/31	12.0	85.92	11.5	89.09	9.0	104.78	10.0	117.60	20.0	100.00	9.0	106.28	10.0	131.10	
1999	856.5	79.36	467.0	81.52	522.0	100.37	541.0	114.10	1,250.0	96.15	525.0	108.12	724.5	132.12	
1998	1,093.5	74.27	486.5	74.96	472.0	96.03	504.0	111.61	1,280.0	92.48	584.5	102.64	714.0	120.11	

All averages reflect true weighted averages.

Beef Market Statistics

Boneless Beef & Carcass Equivalent Index

1999	Fresh Processing Beef & Beef Trimmings										Beef Carcass Equivalent			
Week Ending	Fresh 50%		Fresh 65%		Fresh 75%		Fresh 85%		Fresh 90%		CH 1-3 600-750	CH 1-3 750-900	SE 1-3 600-750	SE 1-3 750-900
	Loads	Price	Loads	Price	Loads	Price	Loads	Price	Loads	Price				
01/08	169.0	28.44	36.0	49.78	18.0	66.00	37.0	88.43	46.0	98.49	91.91	89.26	86.51	84.02
01/15	163.0	29.54	13.0	51.19	9.0	69.78	16.0	89.06	50.0	96.45	95.76	93.02	89.80	87.71
01/22	139.0	28.54	20.0	50.10	2.0	68.00	21.0	85.33	16.0	93.13	96.09	93.49	90.50	88.56
01/29	167.0	27.90	27.0	49.30	14.0	65.57	15.0	82.50	22.0	89.14	93.39	90.01	88.45	86.25
02/05	159.0	28.69	17.0	50.41	9.0	64.00	20.0	87.65	8.0	95.25	91.41	88.26	87.21	85.18
02/12	151.0	32.01	22.0	51.00	13.0	64.19	16.0	88.00	24.0	93.29	94.28	91.92	89.92	88.73
02/19	153.0	29.69	27.0	51.17	10.0	64.50	12.0	82.71	26.0	88.92	95.06	93.22	91.61	90.28
02/26	130.0	26.46	19.0	50.26	21.0	62.10	20.0	80.53	34.0	87.57	93.80	91.61	90.61	89.77
03/05	134.0	25.37	14.0	49.54	11.0	58.55	22.0	79.82	12.0	87.58	95.24	94.51	93.71	92.56
03/12	174.0	24.91	12.0	49.50	23.0	59.43	39.0	82.17	26.0	90.73	97.48	96.74	96.47	95.31
03/19	187.0	30.00	15.0	50.87	29.0	63.83	20.0	94.85	48.0	101.30	97.36	96.95	96.32	95.50
03/26	173.0	35.25	10.0	52.50	12.0	69.75	7.0	91.86	24.0	99.04	97.48	96.76	96.08	94.94
04/02	171.0	33.78	19.0	52.80	11.0	67.55	12.0	83.79	25.0	91.26	97.68	96.60	94.82	93.88
04/09	166.0	36.95	26.0	54.15	11.0	66.91	16.0	85.28	30.0	93.03	97.17	96.88	93.01	93.24
04/16	135.0	38.56	16.0	55.41	12.0	67.42	15.0	83.57	45.0	90.73	97.84	97.74	92.80	92.87
04/23	176.0	34.52	22.0	56.66	19.0	67.55	22.0	82.41	49.0	90.91	98.81	98.75	92.79	92.92
04/30	191.0	31.18	31.0	56.73	22.0	68.27	17.0	86.15	39.0	94.65	100.39	100.31	93.34	93.43
05/07	173.0	28.64	10.0	57.00	9.0	69.00	14.0	88.21	20.0	99.00	100.68	100.68	92.82	92.93
05/14	210.0	34.68	16.0	58.84	22.0	71.18	24.0	93.83	33.0	103.79	100.33	100.49	91.51	91.50
05/21	205.0	44.04	22.0	65.18	8.0	78.75	24.0	101.19	55.0	108.49	100.50	100.61	90.91	91.21
05/28	147.0	42.90	14.0	65.86	5.0	79.00	9.0	95.33	26.0	106.54	101.14	101.54	90.72	91.22
06/04	182.0	39.20	10.0	64.25	15.0	77.47	24.0	93.33	25.0	98.24	102.21	102.69	90.99	91.74
06/11	249.0	34.34	17.0	59.82	8.0	73.38	10.0	85.90	19.0	92.97	103.69	104.07	92.28	92.89
06/18	166.0	37.06	17.0	59.71	10.0	74.40	27.0	89.69	35.0	101.77	105.73	106.45	94.53	95.23
06/25	182.0	33.71	22.0	61.00	13.0	75.04	23.0	97.98	36.0	105.31	105.52	106.32	93.81	94.34
07/02	151.0	30.33	17.0	58.53	11.0	73.82	20.0	99.40	41.0	106.62	101.84	102.57	91.27	91.67
07/09	235.0	33.12	16.0	60.06	11.0	75.82	24.0	100.90	35.0	109.26	100.47	100.17	90.13	90.39
07/16	203.0	34.74	20.0	62.90	12.0	74.79	10.0	99.60	10.0	105.40	98.84	98.85	89.01	89.37
07/23	238.0	33.21	14.0	60.79	13.0	72.38	11.0	90.91	30.0	97.83	99.30	99.70	89.39	89.79
07/30	207.0	33.43	18.0	60.14	11.0	73.05	15.0	89.67	41.0	98.99	99.61	99.89	90.20	90.33
08/06	219.0	38.36	16.0	62.38	15.0	75.27	9.0	97.22	29.0	108.41	100.86	100.86	91.72	91.79
08/13	188.0	46.83	20.0	63.50	14.0	76.07	19.0	96.42	28.0	101.86	101.26	101.11	91.36	91.70
08/20	171.0	50.89	27.0	65.74	12.0	75.17	22.0	90.77	45.0	93.24	102.76	103.11	92.48	93.13
08/27	188.0	48.32	18.0	66.83	14.0	76.50	38.0	94.25	44.0	101.09	102.19	103.06	92.33	92.96
09/03	168.0	40.66	17.0	62.71	10.0	75.50	15.0	86.57	32.0	92.55	101.89	102.10	91.82	91.79
09/10	185.0	35.39	15.0	58.97	11.0	70.91	25.0	83.24	32.0	88.92	102.15	101.99	90.88	90.45
09/17	183.0	29.88	8.0	52.88	15.0	65.47	10.0	81.70	47.0	85.99	104.60	104.29	91.66	91.21
09/24	170.0	32.79	16.0	54.13	7.0	67.71	21.0	85.21	41.0	92.76	104.45	103.94	90.89	90.66
10/01	167.0	37.27	13.0	55.46	16.0	67.81	8.0	83.25	26.0	88.88	104.32	105.27	91.05	91.13
10/08	150.0	40.24	29.0	56.24	12.0	67.67	12.0	86.04	58.0	91.56	105.74	107.02	91.48	92.26
10/15	179.0	37.28	20.0	56.45	23.0	66.93	19.0	81.37	51.0	89.77	108.30	109.78	93.61	94.30
10/22	184.0	39.53	17.0	58.00	13.0	68.85	13.0	85.85	45.0	92.82	110.07	110.92	94.43	94.63
10/29	170.0	39.93	13.0	59.08	9.0	68.78	9.0	83.00	25.0	89.56	109.26	109.75	93.48	93.30
11/05	182.0	38.39	12.0	57.50	6.0	68.00	9.0	81.17	14.0	89.14	108.20	108.15	92.75	92.60
11/12	197.0	41.21	10.0	59.50	12.0	68.17	24.0	82.94	37.0	90.32	107.05	106.36	93.19	92.49
11/19	216.0	46.03	19.0	60.76	9.0	70.33	13.0	85.46	50.0	91.70	107.99	107.94	95.26	94.35
11/26	182.0	47.52	14.0	63.43	6.0	72.50	16.5	88.55	52.0	95.48	108.66	108.71	95.96	95.71
12/03	213.0	50.31	15.0	64.87	10.0	72.60	17.0	86.35	19.0	93.58	108.80	107.97	96.46	95.75
12/10	180.0	55.50	14.0	66.79	11.0	73.73	12.0	85.54	50.0	91.42	108.31	107.14	96.25	95.18
12/17	115.0	56.25	20.0	67.33	10.0	74.60	24.0	94.35	45.0	101.73	107.76	107.58	96.18	95.64
12/24	120.0	54.49	18.0	67.00	2.0	75.00	16.0	95.28	31.0	104.42	107.41	106.49	96.70	96.20
12/31	148.0	51.43	18.0	66.72	6.0	73.00	21.0	94.62	25.0	103.20	106.37	105.32	96.11	95.67
1999	9,161.0	37.27	928.0	57.89	637.0	69.46	934.5	88.96	1,756.0	96.13	101.53	101.13	92.45	92.13
1998	8,710.0	31.20	1,302.0	48.71	576.0	66.12	1,052.0	81.84	2,083.5	89.21	93.78	91.51	87.62	85.66

Trim and process beef averages reflect true weighted averages

Beef Market Statistics Imported Beef - CAF Ex-Dock

1999	East Coast										West Coast	
Week Ending	Bnls Bull 95%	Cow 90%	CFM Fores 85%	Shank 85-90%	Chuck 85%	Trim 85%	Trim 80%	Trim 75%	Trim 70%	Trim 65%	Bnls Bull 95%	Cow 90%
01/08	88.88	86.25	78.13	82.25	82.63	77.50	67.63	57.25	54.00	50.00	88.38	85.25
01/15	88.00	86.25	77.50	82.25	82.75	76.25	67.13	57.25	53.00	48.00	87.75	85.75
01/22	88.25	84.75	76.00	82.38	81.00	75.50	67.00	57.50	52.50	47.50	86.63	84.00
01/29	88.63	85.75	76.88	82.88	82.25	76.88	67.25	57.50	52.50	46.75	87.13	84.63
02/05	92.75	89.75	79.38	85.75	84.00	78.00	69.25	58.50	54.75	48.75	92.38	88.25
02/12	95.50	93.13	83.00	88.75	87.50	81.88	70.75	61.38	55.00	48.13	94.75	92.25
02/19	92.00	88.88	81.13	86.50	85.25	80.63	68.75	60.13	53.75	46.13	91.50	88.63
02/26	91.38	88.75	79.50	87.63	84.88	78.25	68.50	59.50	53.38	46.50	90.88	87.25
03/05	91.63	88.00	79.63	86.75	84.38	79.00	67.88	59.00	53.00	45.88	91.00	86.75
03/12	92.88	87.25	80.13	86.50	84.00	78.88	68.00	59.00	53.75	45.13	92.13	87.00
03/19	96.38	89.50	82.00	88.00	85.00	81.13	68.50	61.25	52.25	47.00	95.50	89.00
03/26	95.75	87.25	80.88	86.75	85.00	80.13	68.38	60.25	53.75	47.00	95.50	86.88
04/02	94.00	85.63	79.50	85.25	83.75	78.25	66.75	59.00	52.00	45.50	93.63	85.25
04/09	95.63	86.75	80.00	85.63	84.25	78.88	67.63	60.00	52.88	46.13	94.75	85.75
04/16	95.50	85.63	79.00	84.63	83.38	78.00	68.38	60.00	53.50	46.38	95.00	84.88
04/23	95.25	85.50	78.00	83.75	83.00	77.00	67.38	59.63	51.75	44.75	94.63	84.50
04/30	96.50	86.63	79.13	84.25	83.38	78.00	67.75	60.50	52.13	46.50	96.00	85.75
05/07	98.13	88.75	80.25	84.75	84.38	79.00	69.75	61.88	52.50	48.00	96.75	88.00
05/14	98.75	88.63	80.38	85.88	83.25	79.13	69.75	62.00	52.50		98.00	88.63
05/21	98.88	89.00	80.63	85.75	82.25	79.00	69.75	62.38	54.50	47.00	97.63	87.88
05/28	98.25	87.38	79.25	85.00	83.75	78.13	69.25	62.00	54.00	49.00	97.50	87.38
06/04	97.88	87.63	79.00	84.38	83.00	77.75	69.13	62.63	52.88		97.63	87.50
06/11	98.50	88.63	78.88	85.25	83.75	78.00	69.00	63.00	52.50	47.00	97.88	88.13
06/18	100.38	89.50	80.25	86.00	85.25	79.38	70.00	64.13	56.00	49.00	99.25	89.13
06/25	99.75	88.88	79.75	85.75	84.88	79.13	69.75	64.50	55.00	48.00	99.13	88.38
07/02	99.38	88.38	79.63	85.25	85.75	78.38	69.63	64.00	53.50	47.50	98.75	88.25
07/09	101.13	90.50	81.00	86.63	87.50	79.75	70.25	65.25	55.88	49.13	101.25	90.63
07/16	103.00	93.25	82.63	88.38	90.50	82.00	72.38	67.13	57.00	51.75	103.00	93.13
07/23	103.13	92.75	82.25	88.13	89.50	81.25	73.00	67.50	58.50	51.75	102.75	92.50
07/30	105.38	95.75	84.50	90.50	91.00	83.63	75.13	69.63	61.00	53.00	105.63	95.50
08/06	110.75	100.63	88.00	95.75	94.50	87.25	78.50	73.13	64.00	55.25	110.38	100.38
08/13	111.75	100.75	89.25	96.50	95.50	88.63	79.88	72.75	66.25	57.25	112.25	101.00
08/20	109.75	98.63	87.50	94.25	90.63	87.25	78.25	72.25	65.00	56.75	109.25	99.25
08/27	110.50	99.00	89.25	96.13	88.50	79.63	79.63	72.88	65.00	55.63	110.50	99.63
09/03	108.40	96.75	88.13	94.13	93.25	87.13	78.88	70.63	63.38	54.63	108.00	97.00
09/10	106.63	96.63	86.75	93.88	92.13	85.63	77.38	70.25	62.50	53.50	106.13	96.25
09/17	106.38	96.13	86.13	94.13	91.63	85.38	77.25	69.88	62.75	53.88	105.75	95.88
09/24	106.75	95.75	86.13	94.38	92.25	85.50	77.00	70.13	62.88	53.63	106.50	95.13
10/01	105.13	93.88	84.50	93.38	91.25	84.13	75.50	68.50	61.50	57.50	105.50	94.75
10/08	104.63	93.50	84.50	92.25	90.50	83.75	74.75	68.13	60.50	56.00	103.50	93.25
10/15	103.25	93.00	84.13	91.63	90.50	83.25	75.38	68.25	62.00	57.00	102.00	92.63
10/22	104.25	94.00	84.88	93.38	90.88	84.25	78.50	69.38	63.00	58.00	103.38	93.50
10/29	105.13	94.25	85.75	93.88	91.38	84.50	77.63	70.50	61.63	58.50	104.13	93.63
11/05	105.13	93.50	85.63	92.63	90.50	84.75	78.50	70.75	63.00	58.25	104.00	92.38
11/12	105.25	96.25	88.00	94.50	92.13	87.25	80.50	73.88	64.00	60.00	104.50	95.00
11/19	105.25	96.63	89.50	94.88	92.38	89.13	83.13	75.50	65.25	61.00	104.63	94.63
11/26	104.00	96.50	90.25	94.75	91.50	89.25	84.00	75.50	65.00	61.50	103.75	94.25
12/03	101.25	95.50	89.75	94.25	91.75	88.63	84.38	76.50	69.00	62.75	100.00	94.50
12/10	100.00	94.50	89.00	92.38	91.50	88.38	84.25	77.00	70.25	61.75	98.13	94.00
12/17	100.63	96.00	89.25	92.63	92.00	88.75	84.50	76.38	67.50	63.50	99.38	95.00
12/24	99.25	95.00	89.00	93.00	90.75	88.25	84.50	77.00	70.00		97.75	94.00
12/31					91.00			78.00				
1999	99.91	91.60	83.01	89.10	87.63	82.12	73.45	66.17	58.31	51.95	99.25	91.03
1998	92.07	84.95	78.18	82.58	80.39	77.25	70.94	64.39	61.51	57.40	91.44	84.32

Imported from Australia & New Zealand

Beef Market Statistics

Cow Carcasses, 100% Lean & Cutter Cuts

1999	Cow Carcasses				100% Lean Cuts						Cutter Cuts		
Week Ending	Cutter Cutout	Cow Carcasses			Top Round		Flats & Eyes		S.P.B.		Pld	Ribeye Roll	
		Brkrs	Boners	Cutter	lbs.	\$	lbs.	\$	lbs.	\$	Knuckle	4-6#	6-8#
01/08	78.95	59.20	63.20	59.83	366,000	148.83	278,000	147.99	360,000	146.60	116.70	112.20	119.00
01/15	78.32	58.00	62.00	61.50	396,000	149.67	223,000	148.90	326,000	146.26	122.50	114.60	119.20
01/22	76.56	59.00	62.60		394,000	150.58	151,000	147.50	120,000	146.25	124.00	115.50	119.30
01/29	74.37	60.00	63.00	60.00	407,000	150.67	215,000	149.71	253,000	147.04	121.00	115.50	119.00
02/05	76.48	60.50	64.50	61.00	347,000	149.85	137,000	149.54	222,000	145.19	116.50	118.30	121.40
02/12	76.85	60.40	64.40	64.00	369,000	149.23	130,000	148.46	177,000	143.07	118.30	120.50	124.00
02/19	74.43	60.00	64.00	64.00	423,000	149.56	262,000	147.62	265,000	145.36	119.40	116.30	123.50
02/26	73.20				447,000	150.05	393,000	148.28	350,000	146.72	116.60	114.90	123.60
03/05	72.98	62.00	64.00		419,000	149.51	174,000	146.83	118,000	145.70	116.20	119.70	125.90
03/12	74.82	62.00	66.00	63.00	313,000	151.25	260,000	148.42	278,000	147.05	118.50	123.75	131.75
03/19	81.52	64.00	69.00	66.50	342,000	155.43	230,000	152.72	374,000	148.06	120.10	121.70	131.60
03/26	82.11	65.60	71.20	69.20	530,000	157.32	278,000	152.37	252,000	150.72	119.90	122.80	132.70
04/02	78.07	64.00	68.00	66.00	437,000	157.82	311,000	153.36	195,000	150.56	119.70	123.60	135.20
04/09	77.36	62.00	66.00	64.00	386,000	157.75	207,000	152.88	307,000	149.74	118.30	123.40	138.90
04/16	77.10	61.25	64.88	63.80	392,000	157.43	240,000	154.65	268,000	149.60	118.00	125.20	140.90
04/23	76.75	61.00	64.50	63.00	410,000	157.94	228,000	152.94	271,000	148.61	117.80	128.40	143.80
04/30	78.66	61.25	64.50	63.25	256,000	157.66	198,000	150.99	253,000	146.35	117.70	130.50	146.00
05/07	81.44	62.00	66.00	64.40	438,000	158.17	190,000	152.28	250,000	147.57	120.00	132.50	147.50
05/14	83.83	62.33	66.33	66.67	405,000	158.79	224,000	150.34	236,000	146.94	123.00	136.10	150.90
05/21	88.06	64.50	68.50	68.00	441,000	159.54	283,000	151.74	180,000	146.60	123.40	138.80	156.60
05/28	87.79	65.60	69.60	71.00	427,000	158.92	98,000	150.33	71,000	145.27	124.00	143.90	155.30
06/04	83.45	64.25	68.25	70.83	296,000	158.86	206,000	151.05	111,000	147.55	123.75	146.50	153.50
06/11	80.01	61.90	65.90	69.88	273,000	158.36	125,000	150.85	120,000	145.61	123.10	141.50	157.80
06/18	83.05	62.00	66.00	68.25	256,000	158.33	178,000	150.34	231,000	145.81	121.50	139.30	163.00
06/25	86.68	63.25	67.25	69.00	301,000	159.37	143,000	150.87	116,000	145.40	121.20	146.20	164.50
07/02	87.45	63.80	67.80		260,000	161.87	205,000	151.86	227,000	146.91	123.00	147.60	164.90
07/09	89.16	64.33	68.33		252,000	159.08	260,000	152.12	182,000	147.46	123.25	147.50	165.25
07/16	88.31	66.00	70.00	72.00	373,000	163.12	297,000	154.54	278,000	149.04	123.70	151.00	167.00
07/23	84.25	64.80	68.80	70.50	316,000	161.65	129,000	149.96	58,000	145.14	122.40	155.30	172.00
07/30	82.47	64.00	68.00	68.50	297,000	158.79	271,000	152.75	272,000	149.39	121.00	153.20	173.60
08/06	86.83	64.80	68.80	69.00	331,000	160.18	257,000	152.76	227,000	151.50	123.10	161.30	178.90
08/13	86.70	67.00	71.00	72.00	269,000	160.23	140,000	151.07	123,000	145.24	123.20	166.70	182.60
08/20	81.52	64.20	68.20	69.60	251,000	160.50	412,000	154.22	239,000	148.00	121.20	150.30	171.50
08/27	83.10	64.00	68.00	70.00	212,000	160.19	289,000	153.81	264,000	148.13	120.80	151.20	171.50
09/03	80.98	62.50	66.75	70.33	382,000	160.95	366,000	153.65	247,000	147.00	120.00	152.00	170.30
09/10	76.89	59.67	64.50	67.00	341,000	160.86	235,000	153.41	250,000	147.46	117.50	148.25	167.00
09/17	75.37	59.10	64.00	66.80	286,000	160.24	236,000	154.01	260,000	149.87	117.60	147.40	163.10
09/24	78.30	59.50	64.00	66.40	406,000	160.16	136,000	151.60	150,000	146.57	117.20	148.50	159.70
10/01	77.14	59.60	64.10	67.60	328,000	160.60	214,000	156.64	286,000	149.80	117.50	146.20	159.00
10/08	77.71	60.00	64.50	66.00	374,000	159.49	343,000	150.30	228,000	148.63	116.90	145.00	159.50
10/15	77.84	60.60	64.80		425,000	159.39	186,000	150.56	197,000	146.39	115.40	145.00	160.50
10/22	78.56	61.00	65.00		450,000	159.63	360,000	151.59	148,000	145.68	115.10	145.00	154.50
10/29	77.32	60.40	64.40		339,000	159.78	226,000	149.62	139,000	146.42	115.20	145.00	153.00
11/05	76.44	59.75	63.75	67.50	396,000	158.61	289,000	155.20	320,000	147.94	115.80	147.00	157.50
11/12	76.80	59.00	63.00	63.90	312,000	157.56	218,000	151.30	212,000	147.70	117.50	147.00	154.50
11/19	77.50	59.40	63.40	63.00	359,000	157.52	188,000	151.02	133,000	146.55	115.20	140.50	150.00
11/26	79.26	61.50	65.50		436,000	156.37	192,000	149.19	272,000	143.11	116.25	136.50	148.00
12/03	78.62	62.00	66.00	67.00	482,000	156.06	156,000	149.76	196,000	142.51	117.10	136.50	145.80
12/10	77.22	62.00	66.00	67.00	426,000	156.19	414,000	148.23	265,000	144.23	114.00	138.80	143.70
12/17	82.94				322,000	155.96	414,000	149.56	333,000	144.30	114.50	138.20	139.80
12/24	84.85	67.00	71.00	70.00	216,000	155.40	551,000	150.03	414,000	145.52	118.75	136.00	138.00
12/31	84.20	65.50	69.50	69.50	406,000	156.77	280,000	147.94	190,000	144.32	121.75	135.00	138.63
1999	80.20	62.15	66.17	66.68	18,718,000	157.08	12,626,000	151.11	11,814,000	146.89	119.35	137.18	149.13
1998	74.16	58.12	62.28	61.34	21,791,584	160.94	15,066,500	155.83	17,762,000	152.13	115.24	118.10	127.59

100% lean items reflect true weighted averages, all other items reflect simple averages.

Beef Market Statistics Utility Cow Cuts

1999													Utility Cow Cuts												
Week Ending	Ribeye, Lip-Off		Peeled		Top Insides		Flats	Eyes	Striploin	Shortloin 1x1		Tenderloins													
	6-8#	8/up#	Knuckle	12-16#	16/up#	1x1				16/dn#	16/up#	2-3#	3-4#	4/up#											
01/08	146.80	163.50	119.80	138.50	139.70	121.40	131.50	125.20	122.40	128.20	294.30	335.80	371.10												
01/15	149.30	164.20	123.90	135.40	134.20	123.00	133.00	126.50	123.10	129.50	294.70	332.70	372.70												
01/22	149.00	163.00	125.60	134.80	131.00	124.50	134.00	128.40	124.70	133.40	297.80	331.80	378.30												
01/29	150.40	164.40	122.60	136.30	131.50	129.50	133.30	133.40	125.50	138.40	297.70	330.60	366.80												
02/05	149.50	162.30	119.40	139.30	133.00	137.00	129.60	141.00	126.10	136.30	298.00	334.90	355.70												
02/12	151.00	162.60	120.40	147.10	134.50	132.40	130.20	141.10	124.70	134.80	301.00	341.20	361.70												
02/19	163.60	175.10	120.60	143.80	129.00	126.70	133.60	141.80	130.40	144.20	317.50	349.00	376.00												
02/26	169.60	179.00	120.00	138.70	132.30	128.50	135.80	146.20	135.40	148.90	329.50	360.80	385.00												
03/05	171.10	180.00	118.80	140.50	139.50	126.10	136.90	146.70	137.50	151.00	331.30	374.00	389.30												
03/12	172.25	184.50	120.25	139.25	137.00	126.25	139.25	152.75	139.25	153.00	348.75	387.75	408.75												
03/19	173.50	187.50	122.70	139.80	135.10	129.40	140.30	157.10	142.60	155.60	352.20	394.00	421.20												
03/26	174.00	184.30	121.10	143.50	139.60	128.90	141.50	156.00	143.60	157.70	355.50	403.00	431.50												
04/02	177.50	184.70	121.90	144.00	145.40	128.30	142.10	156.90	143.90	159.50	354.50	402.00	421.80												
04/09	182.40	190.70	121.60	143.50	142.00	125.70	141.80	156.40	147.50	159.50	359.80	399.50	420.20												
04/16	178.90	189.00	118.20	145.00	137.60	123.70	139.20	157.60	147.10	157.30	367.20	408.00	444.00												
04/23	180.70	191.90	118.70	145.20	138.00	119.90	137.00	158.90	151.10	156.40	363.00	419.00	444.90												
04/30	183.70	196.40	118.80	143.90	135.20	116.00	135.90	160.30	157.80	162.80	371.80	419.80	450.00												
05/07	185.30	200.20	120.30	139.90	134.70	117.00	136.70	161.70	156.90	166.60	403.00	438.80	469.40												
05/14	190.20	203.70	123.40	138.50	132.50	120.50	135.80	164.40	153.60	165.60	414.20	444.40	460.20												
05/21	201.00	211.70	124.00	138.60	132.60	122.10	134.20	171.80	153.80	167.40	400.30	445.80	448.80												
05/28	205.50	216.50	124.00	138.50	137.60	119.20	134.50	176.50	160.70	170.60	415.20	465.00	492.30												
06/04	190.25	216.50	123.75	143.25	138.75	119.75	132.25	173.75	163.00	170.75	420.25	469.00	502.25												
06/11	189.40	220.90	123.70	144.20	135.60	120.90	130.40	172.50	164.70	171.70	422.20	473.20	510.00												
06/18	213.60	229.50	124.00	143.20	137.00	120.60	132.40	170.30	167.90	172.20	420.80	477.10	516.50												
06/25	215.50	231.50	125.00	141.30	139.20	119.90	133.70	167.60	166.00	172.50	422.20	477.70	499.60												
07/02	213.50	232.40	126.50	138.40	136.20	117.90	132.50	167.70	162.00	172.50	419.00	467.50	475.50												
07/09	215.00	235.50	127.00	136.00	133.00	118.50	129.00	166.50	163.00	170.00	421.75	461.50	482.00												
07/16	219.00	235.00	127.50	136.80	133.30	118.50	127.30	162.50	162.60	169.50	424.80	463.00	491.00												
07/23	225.00	237.00	125.70	142.50	135.70	118.50	131.00	159.90	166.00	173.50	421.50	468.50	492.50												
07/30	222.00	233.00	123.20	139.90	136.50	118.50	132.50	163.60	165.50	174.00	409.50	466.00	487.50												
08/06	217.50	222.50	125.10	136.00	141.60	120.10	134.50	161.50	163.50	172.50	409.00	462.00	484.00												
08/13	225.50	232.50	125.70	137.60	144.90	120.10	135.50	162.70	165.20	172.50	416.20	466.00	493.00												
08/20	235.50	246.50	122.00	139.20	134.00	117.30	132.50	164.70	165.30	173.50	419.00	469.50	499.50												
08/27	227.50	235.80	121.90	138.00	131.90	118.70	132.10	165.00	165.20	175.00	417.50	470.50	497.50												
09/03	214.00	220.20	123.60	138.00	131.60	119.80	132.30	170.00	163.30	175.00	412.00	466.30	491.20												
09/10	210.00	225.00	122.25	137.75	132.50	120.00	134.25	172.25	160.75	172.50	410.50	466.00	494.00												
09/17	219.00	235.50	121.30	136.50	133.50	121.00	139.00	167.20	163.50	170.00	409.50	468.70	497.20												
09/24	223.00	234.00	122.00	136.00	133.00	125.40	146.00	166.70	164.50	170.00	408.20	468.30	496.30												
10/01	220.00	220.00	122.50	144.50	132.00	128.50	145.70	159.30	159.90	168.00	409.10	465.00	493.00												
10/08	214.00	217.70	121.20	148.40	133.00	129.40	141.80	153.00	157.50	164.40	409.20	471.00	508.50												
10/15	203.00	223.30	120.50	138.30	130.00	127.50	137.80	156.50	155.90	164.10	403.80	483.00	523.00												
10/22	196.00	216.80	119.60	134.80	130.00	125.60	137.10	154.20	154.70	165.00	400.50	476.50	525.00												
10/29	187.60	205.20	120.10	133.80	129.00	125.80	138.80	151.80	154.90	165.00	404.00	469.00	535.50												
11/05	181.40	192.00	118.70	136.70	127.50	124.20	135.30	149.00	152.50	163.00	401.50	470.50	532.00												
11/12	179.50	192.50	116.90	132.10	126.50	121.00	136.20	148.50	153.90	163.80	393.00	452.50	518.00												
11/19	182.90	196.60	115.20	130.90	125.00	123.10	137.00	147.00	153.60	165.70	382.50	443.70	515.00												
11/26	178.25	193.50	117.00	131.25	128.75	124.00	134.00	141.25	150.00	160.00	376.25	437.75	508.75												
12/03	168.00	193.50	120.00	132.70	128.50	124.40	133.70	141.80	150.60	161.00	359.00	441.00	488.70												
12/10	164.50	187.50	119.60	133.40	122.50	125.00	137.50	143.50	152.10	161.90	338.50	432.00	473.00												
12/17	170.30	182.80	119.40	135.40	124.50	125.00	136.90	141.20	153.00	160.40	332.10	417.50	476.50												
12/24	170.00	182.00	120.63	136.38	128.38	125.38	132.25	139.25	152.63	159.63	332.50	403.13	472.38												
12/31	169.38	180.50	122.88	133.00	130.50	125.63	134.13	138.38	151.38	160.00	334.13	406.25	473.63												
1999	189.72	203.12	121.74	138.85	133.78	123.38	135.41	154.99	151.77	161.27	377.45	429.76	463.89												
1998	168.36	180.52	117.75	135.77	137.93	123.73	140.27	153.14	137.25	146.81	276.38	317.26	350.43												

All averages reflect simple averages.

1999

NATIONAL CARLOT MEAT TRADE
REVIEW

Beef By-Products



Livestock and Seed Program
Livestock and Grain Market News Service
Des Moines, Iowa

Beef Market Statistics

Beef Drop Value & Variety Meats

1999																			Beef Variety Meats - FOB Central U.S.																		
Week Ending	Drop Value	Cheek Meat		Head Meat		Regular Hearts		Lips		SI Liver/2 bx		SI Liver Exp		Oxtails		Scalded Tripe																					
		Lds	Price	Lds	Price	Lds	Price	Lds	Price	Lds	Price	Lds	Price	Lds	Price	Lds	Price																				
01/08	6.89	9.0	61.33	5.0	18.00	10.5	15.02			0.5	20.00	15.0	17.97			12.0	26.96																				
01/15	6.69	9.0	57.33	7.0	18.43	7.0	14.71			1.0	20.00	10.0	17.00	4.0	93.50	7.0	25.14																				
01/22	6.67	11.0	55.50	2.0	18.00			1.0	79.00			3.5	17.14	0.5	104.00	60.0	22.11																				
01/29	6.59	11.5	54.72	27.0	19.70	11.0	13.23	0.5	80.00			7.0	16.14			18.0	23.19																				
02/05	6.52	30.0	54.22	2.0	18.00	15.0	16.60	1.0	75.00			65.0	15.68			6.0	27.50																				
02/12	6.56	14.0	57.39	2.0	23.00	2.0	21.00									5.0	24.90																				
02/19	6.43	9.5	59.00	5.0	22.80	1.0	19.00			0.5	20.00	11.0	17.36	7.0	95.14	8.0	23.38																				
02/26	6.32	13.0	58.23			14.0	16.00	1.0	77.00							20.0	19.55																				
03/05	6.29	8.5	58.06					1.0	78.00	0.5	15.00	17.0	16.15	1.0	104.00	15.0	20.83																				
03/12	6.28	18.0	58.67	8.0	25.50	10.0	12.80	2.0	75.50	0.5	20.00	8.0	16.00			7.0	19.43																				
03/19	6.35	21.0	59.76			2.0	19.00	3.0	79.00			17.0	16.41			2.0	26.00																				
03/26	6.31	23.5	62.91	3.0	34.00	7.0	15.14	2.0	81.00			5.0	20.30	1.5	100.67	8.0	22.44																				
04/02	6.30	3.0	63.50	1.0	34.00	5.0	15.20							1.0	105.00	1.0	24.00																				
04/09	6.37	18.0	64.57	2.0	38.00	12.0	14.58	1.0	77.00			13.0	16.81	1.0	109.00	5.0	23.30																				
04/16	6.37	5.0	65.00			8.5	15.38																														
04/23	6.46	7.0	64.29	12.0	35.00	12.0	12.58	3.0	79.00					1.0	110.00	4.0	20.00																				
04/30	6.47	27.0	63.76	15.0	36.93	4.0	14.94	2.0	80.25					0.5	112.00	6.0	23.17																				
05/07	6.40	7.5	65.47			16.0	12.28					12.0	14.00			2.0	23.50																				
05/14	6.43	40.0	66.40	2.0	47.00	6.0	13.25	3.0	74.67							2.0	27.00																				
05/21	6.53	8.0	68.25			3.0	12.67	2.0	75.00			1.0	14.00			12.0	25.25																				
05/28	6.48	19.0	68.11	3.0	50.00	15.0	11.67	2.0	75.00			13.0	11.96			8.0	21.38																				
06/04	6.52	9.0	69.00			6.0	11.25					10.0	11.83	0.5	119.00	6.0	23.17																				
06/11	6.58	5.5	69.00			31.0	9.89	1.0	75.00			40.0	12.75			10.0	22.40																				
06/18	6.57	27.0	65.56			15.0	11.43	2.0	72.50	3.5	13.57					1.0	22.00																				
06/25	6.65	5.0	67.20			1.0	14.00	3.0	69.67			7.5	14.50			8.0	26.00																				
07/02	6.78	17.0	64.41	4.0	40.00	13.0	12.52					13.5	16.26			1.0	24.00																				
07/09	6.86	13.0	64.15	1.0	53.00	7.0	16.00					12.0	19.13	2.0	117.00	1.0	28.00																				
07/16	6.91	11.0	64.82	8.0	34.00	8.0	14.00			0.5	20.00					1.0	27.50																				
07/23	6.96	16.0	69.13	2.0	35.00	6.0	13.33	2.0	77.00			3.0	20.00			5.0	28.00																				
07/30	7.00	10.0	69.85	19.0	34.32	8.0	16.38	0.5	75.00			4.0	18.00	1.0	119.00																						
08/06	7.01	16.0	70.94			2.0	18.00					3.0	26.50																								
08/13	7.08	9.5	71.11	1.0	36.50	14.0	13.36					3.0	18.00			1.0	36.00																				
08/20	7.15	10.0	71.20	2.0	35.00	6.0	14.50	1.0	70.00			4.0	19.50			3.0	32.25																				
08/27	7.24	27.5	69.25	4.0	35.00	1.5	15.42	6.0	68.00	1.0	21.50	14.0	17.89			1.0	34.00																				
09/03	7.41	18.0	67.06	5.0	35.00	4.0	14.13	1.0	69.00	1.0	25.00	2.0	16.00			4.0	34.50																				
09/10	7.58	17.0	65.59			8.0	17.81	1.0	79.00							5.0	32.40																				
09/17	7.64	32.5	63.94	3.0	35.00	9.5	17.68									1.0	32.00																				
09/24	7.64	8.0	69.75			9.5	15.47	5.0	73.00			15.0	21.00			13.0	32.00																				
10/01	7.70	11.0	70.82	17.0	34.12	12.0	12.33			0.5	15.00	5.0	11.50	1.0	157.00	15.0	33.73																				
10/08	7.60	7.0	69.86			8.0	12.59	1.0	59.00			7.0	13.21			7.0	29.43																				
10/15	7.54	36.0	65.96	1.0	34.00	11.0	12.09					31.0	12.69																								
10/22	7.70	8.0	70.00	2.5	32.00	5.0	12.40	9.0	78.67			2.0	13.50			7.0	33.43																				
10/29	7.71	24.0	66.83	1.0	37.50	9.0	11.78					8.5	14.62			15.5	33.68																				
11/05	7.70	8.0	65.00			6.5	11.31					25.5	13.64			6.5	32.62																				
11/12	7.72	26.0	69.75	2.0	40.00	6.0	11.17	2.0	79.75			1.0	14.00			17.5	34.11																				
11/19	7.79	17.0	71.82			40.0	10.76	3.0	84.00			8.0	15.75			9.0	34.89																				
11/26	7.85	7.0	72.00			3.0	13.17	1.0	85.00			1.0	17.00																								
12/03	7.96	10.0	74.10	9.0	43.56	2.0	13.00					20.0	15.00																								
12/10	8.02	27.0	70.44									35.5	14.08			1.0	32.00																				
12/17	7.90	8.0	73.50	1.0	50.00			1.0	85.00			22.0	14.48	2.0	152.00	6.0	35.25																				
12/24	7.85	6.0	73.83			2.0	13.25					24.0	13.75			2.0	39.00																				
12/31	7.79	28.0	70.57			4.0	13.50					9.0	14.78			12.0	32.42																				
1999	7.00	787.5	65.56	178.5	31.39	419.0	13.28	64.0	75.90	9.5	17.79	528.0	15.28	24.0	108.35	367.5	26.54																				
1998	7.02	529.0	56.03	123.0	28.24	388.5	25.32	65.0	64.34	35.0	29.06	481.5	33.60	66.5	111.04	325.5	24.75																				

All averages reflect true weighted averages.

Beef Market Statistics Cow Variety Meats

1999													
Cow Variety Meats - FOB Central													
Week Ending	Cheek Meat	Reg Hearts	Head Meat	Exp Kidney	Lips Unscld	Reg 2/bx Livers	Reg 2/bx Exp Livers	Reg Oxtails	Swiss-Cut Tongues			Bleached Tripe	Weasand Meat
									#1 White	#1 Black	#2 Mixed		
01/08	64.50	18.50	62.50	16.25	49.25	16.00	15.75	100.00	201.00	205.00	200.00	31.50	
01/15	70.00	19.50	64.00	14.50	48.00	17.00	18.00	99.50	233.50	195.00	195.00	29.00	55.00
01/22	68.00	18.50	64.50		46.00			103.50	218.00	199.00	198.00	33.00	
01/29	65.50	17.75	63.50	15.50	47.00	16.50	16.50	96.00				33.00	
02/05	69.50	19.50	64.75	16.00	48.00		16.50	99.00	245.00			30.50	60.00
02/12	71.00	19.50	62.50	16.00	51.00		17.50	100.00	265.00	255.00	255.00	30.50	
02/19	71.00	20.00	67.50	15.00	53.50	17.00	17.25	99.50				29.50	
02/26	72.50	17.25	66.00	18.00	55.50	17.00	17.00	103.00		280.00	264.00	25.50	59.00
03/05	73.00	18.25	62.00	15.00	50.50		17.00	100.00	254.00		235.00	33.00	57.00
03/12	71.00	20.00	71.00	17.00	51.00		16.00	101.00	250.50		231.50	23.75	
03/19	72.50	16.50	70.00	17.50	57.00		17.00	101.00	262.00		253.00	22.50	62.00
03/26	73.00		69.50	16.00		17.00	17.00	106.50	285.00		255.00	21.50	59.00
04/02	75.00	18.50	78.00	16.50	51.00		16.50	99.00	281.00			28.00	
04/09	75.00	16.50	71.25	17.25	52.50	13.50	16.25	110.00	285.00	275.00	255.00	22.50	
04/16	75.50	15.50	74.00	18.75	49.75		17.25	109.00	278.50		255.00	23.00	
04/23	74.50	15.75	71.00	16.50	50.00		12.75	102.50	281.00			22.25	
04/30	76.50	13.00	69.25	15.50	55.00	12.00	17.00	105.50	273.00		262.00	19.50	
05/07	75.50	12.50		14.00	55.00	13.50	16.00	107.50	280.00	275.00	257.50		65.00
05/14	78.50	16.00	70.00	13.75	54.00	14.00	14.50	105.00	275.00		255.00	31.50	
05/21	82.00	13.50	77.00	15.00	54.00		14.00	108.75	265.00			29.75	
05/28	78.00	13.00		15.00		11.50	12.00	108.00	265.00		243.00		
06/04	81.00	13.00	72.00	14.50	51.50		15.00	111.50	274.00	243.00	250.50	33.00	75.00
06/11	78.00	11.00	74.50	16.75	47.25	11.50	11.50	111.00	285.50	265.50	261.50	28.25	66.00
06/18	77.25	12.25		19.00	53.00	12.50	11.25	109.00	283.00	268.50	258.00	26.25	60.50
06/25	81.00	16.00	79.00	14.00		11.50	13.00	113.00	290.00	273.00	263.00	25.00	
07/02	81.00	14.00		14.00	49.00	10.50		115.50	283.00	273.00	263.00	28.00	
07/09	77.00	14.50	73.00	14.50	51.00	14.00	14.25	110.50	281.50	273.00	264.00	28.50	
07/16	81.50	16.00	74.50	16.25	52.75		13.00	106.00	283.00		260.50	30.00	
07/23	83.00	13.25	81.50	13.38	52.00	13.50	17.50	113.00	281.50	270.00	260.00	33.00	
07/30	81.00	17.00	76.50	12.50	54.50	14.00	15.00	113.00	275.00	272.00	258.00	35.00	65.00
08/06	84.50	17.50	74.75	13.50	52.00		17.75	116.00	260.00		250.00	37.00	
08/13	82.50	12.63	79.00	12.50		15.50	15.50	118.50	266.00	250.00	250.00	34.50	
08/20	84.00	14.00	84.00			12.00	18.00	123.00	265.50		253.00	33.75	
08/27	84.00	15.25	65.00	13.50	51.00		16.25	122.50	263.00		253.00	33.50	
09/03	84.00	14.00		13.00			13.50	122.00	263.00	258.00	253.00	33.50	
09/10	81.25	15.00		12.50			16.00	124.50	263.00	245.50	251.50	34.75	
09/17	82.50	19.50		12.50			16.00	128.50	253.00		243.00	36.25	
09/24	79.00	17.50	78.00	13.75		16.50	16.75	132.50	253.00		246.00	35.50	
10/01	79.00	17.00	75.50	10.00	48.25		13.50	135.00	248.00		243.00	37.25	60.00
10/08	81.50	14.00	75.50	10.00	49.50		16.25	136.00	248.00		238.00	36.50	
10/15		14.50		10.00	51.00	12.00	14.25	137.25	258.00	258.00	243.00	37.00	
10/22	77.50	15.00			56.00	12.00	13.00	138.00	283.00	268.00	258.00	33.75	65.00
10/29	81.50			10.00	58.00		13.00	145.00	283.00		263.00	32.00	
11/05	79.00	14.00	78.50	12.50	50.00	15.00	14.25	137.00	286.00			34.00	
11/12	80.00	14.00		12.75	59.50	14.00	13.50	138.00	280.00	265.00	270.00	36.50	59.00
11/19	83.50	13.25	81.00	10.00	50.00	13.00	14.75	141.50	280.50	268.00	260.50	35.00	
11/26	80.50	14.00	72.00	12.50	50.00		13.88	144.00	283.00		258.00	44.00	
12/03	80.00	14.00		12.50	59.50		14.00	143.50	304.00		258.00	40.00	
12/10	78.00	12.50		6.50	51.00	14.00	13.00	137.00	283.00		261.50	41.50	
12/17	79.00	13.00	74.00	9.25	59.00		12.25	146.00			260.00	39.50	75.00
12/24	80.00	13.00		9.00	64.00	13.00	12.63	145.00	277.50	265.00	265.00	40.50	
12/31	81.50	15.50		14.00	57.75	11.75	12.50	144.00	285.00	273.00	270.00	41.00	
1999	77.56	15.51	72.07	13.96	52.45	13.84	15.06	117.72	269.16	257.19	251.11	31.88	62.83
1998	70.70	28.28	64.66	16.76	49.22	26.86	30.05	105.64	162.72	156.40	139.44	27.44	63.43

Beef Market Statistics Tallows & Proteins

1999	Edible Tallow				Packer Tallow				Central Basis Protein Feed Supplements							
Week Ending	Chicago		Gulf		Chicago		Gulf		M.B.M. 50%		Pork M.B.M 50%		Dry Rndrd		Tnkg Blood Meal 85%	
	Cars	Price	Cars	Price	Cars	Price	Cars	Price	Lds	Price	Lds	Price	Lds	Price	Lds	Price
01/08			12.0	18.50			10.0	17.50	51.0	146.54	35.0	146.53	2.0	2.65	15.0	284.20
01/15	10.0	17.75	10.0	17.50	19.0	16.25	10.0	16.50	112.0	143.50	40.0	151.11	5.0	2.59	8.0	276.88
01/22	17.0	16.91	20.0	16.88	10.0	15.50	10.0	15.50	123.0	138.17	42.0	147.23	4.0	2.50	1.0	277.50
01/29	50.0	15.88	10.0	15.50	26.0	14.08	10.0	14.50	51.0	137.54	32.0	143.34			7.0	274.71
02/05	12.0	15.50	10.0	15.00			10.0	14.00	77.0	134.84	36.0	142.69			22.0	288.45
02/12	25.0	14.62	5.0	14.50	14.0	13.86	5.0	13.50	61.0	133.16	43.0	142.70	2.0	2.35	9.0	296.67
02/19	15.0	14.00	10.0	13.50	13.0	11.62	10.0	12.50	96.0	128.83	31.0	138.03	5.0	2.32	10.0	294.80
02/26	24.0	12.69	44.0	12.14	23.0	10.32	45.0	10.63	105.0	125.43	36.0	134.47	2.0	2.30	12.0	286.25
03/05	26.0	12.54					10.0	11.00	69.0	122.57	4.0	133.00	3.0	2.20	5.0	279.20
03/12	4.0	13.00			9.0	10.00			37.0	122.20	26.0	130.42	4.0	2.18	10.0	287.80
03/19	8.0	13.38	2.0	13.50	14.0	10.50	2.0	11.50	85.0	124.47	29.0	130.59			6.0	299.17
03/26	15.0	13.90			4.0	11.00	2.0	11.50	90.0	126.51	48.0	135.02			1.0	300.00
04/02	8.0	14.50	5.0	14.00	12.0	11.92	5.0	12.00	36.0	128.33	25.0	136.92	8.0	2.26	7.0	303.86
04/09	2.0	14.00	7.0	14.00	10.0	11.80	7.0	12.00	98.0	129.86	39.0	137.72	2.0	2.30	6.0	301.08
04/16			8.0	14.00			8.0	12.00	61.0	129.79	31.0	138.84	5.0	2.30	3.0	310.00
04/23	4.0	13.75			2.0	11.00			64.0	129.15	59.0	139.52	2.0	2.30	7.0	303.86
04/30	2.0	14.00			12.0	10.88	20.0	11.75	38.0	128.71	20.0	136.85	3.0	2.30	4.0	306.25
05/07	10.0	13.35	14.0	13.50	12.0	9.83	18.0	11.00	27.0	128.33	9.0	138.72			6.0	301.67
05/14	7.0	13.00	10.0	13.00	15.0	10.08	10.0	10.50	59.0	128.35	24.0	139.58	3.0	2.30	5.0	308.40
05/21	2.0	12.00	10.0	12.50	2.0	10.00	10.0	10.50	50.0	129.94	32.0	140.16			4.0	299.75
05/28	8.0	12.50	10.0	12.50	34.0	10.65	10.0	10.50	40.0	131.85	38.0	152.95			17.0	283.18
06/04	18.0	12.00	7.0	12.00			10.0	10.50	36.0	135.61	32.0	157.22	4.0	2.38	3.0	265.00
06/11			10.0	12.00	4.0	11.50	20.0	10.75	51.0	135.64	21.0	154.10			9.0	262.44
06/18	10.0	12.25	12.0	12.25	5.0	12.00	10.0	11.00	79.0	137.77	28.0	157.79	2.0	2.45	9.0	258.33
06/25	6.0	12.50			6.0	12.00			76.0	139.05	41.0	159.39			6.0	260.83
07/02	4.0	12.75	10.0	12.50			10.0	11.50	12.0	139.75	18.0	168.28	3.0	2.45	14.0	252.43
07/09			10.0	12.50			10.0	11.50	90.0	135.77	39.0	166.03			10.0	255.70
07/16	22.0	12.82			6.0	12.50			108.0	132.69	16.0	160.75	2.0	2.45	8.0	250.63
07/23	11.0	13.50	5.0	12.50	25.0	12.62			82.0	132.41	88.0	151.59	2.0	2.45	12.0	244.92
07/30					8.0	12.50			57.0	134.49	51.0	150.44			10.0	243.80
08/06	11.0	12.68			55.0	11.52	11.0	11.00	109.0	139.49	48.0	153.75	1.0	2.58		
08/13	6.0	13.33			21.0	12.19			105.0	141.83	22.0	146.59	1.0	2.58	4.0	266.25
08/20	3.0	13.50			3.0	13.25	5.0	12.25	103.0	140.31	35.0	148.09			7.0	260.71
08/27	19.0	14.09	10.0	14.50	10.0	13.45	10.0	13.50	86.0	140.07	56.0	148.20			3.0	258.00
09/03	11.0	14.61					6.0	13.50	107.0	140.45	29.0	147.14			6.0	263.67
09/10	10.0	15.50			5.0	14.00			49.0	142.59	17.0	153.35			9.0	273.33
09/17	15.0	16.67			5.0	15.00	8.0	15.50	68.0	143.07	36.0	150.64			4.0	273.75
09/24	20.0	17.80	10.0	18.00			10.0	16.50	67.0	142.16	44.0	152.41	1.0	2.55	10.0	279.50
10/01	29.0	18.28	4.0	18.00					96.0	144.28	54.0	155.15			3.0	291.00
10/08	4.0	19.00	8.0	18.00	16.0	16.41	8.0	16.50	77.0	145.67	60.0	154.18			5.0	312.40
10/15							16.0	16.50	150.0	148.87	67.0	157.16			7.0	338.57
10/22	31.0	20.11			2.0	16.00	15.0	16.50	46.0	153.61	16.0	159.69	1.0	2.90	3.0	350.00
10/29	10.0	21.00							54.0	157.69	50.0	166.80			2.0	374.50
11/05	11.0	19.18			2.0	14.50	8.0	15.50	122.0	160.93	23.0	163.09	1.0	2.90	9.0	400.00
11/12	13.0	17.69			22.0	14.73			115.0	163.86	42.0	169.75			8.0	396.75
11/19	24.0	18.13			8.0	14.88			84.0	158.22	37.0	175.84			11.0	381.82
11/26	6.0	18.33			10.0	14.50			71.0	160.23	42.0	181.31			6.0	381.50
12/03	2.0	18.00	5.0	18.50	8.0	15.25	5.0	15.00	127.0	156.67	48.0	184.46	3.0	2.95	7.0	373.00
12/10	9.0	17.28	2.0	17.50	3.0	15.00			91.0	157.02	53.0	188.32	2.0	2.85	17.0	388.06
12/17	7.0	16.50	10.0	16.00	16.0	13.13	7.0	14.00	84.0	149.98	41.0	188.78	1.0	2.90	13.0	379.27
12/24	30.0	16.00	10.0	15.25	10.0	12.50	10.0	12.50	98.0	155.72	19.0	190.76			10.0	382.20
12/31	18.0	15.04							56.0	154.21	66.0	175.61	14.0	2.81	6.0	381.50
1999	609.0	15.47	300.0	14.34	481.0	12.57	391.0	12.81	3,986.0	141.10	1,918.0	154.71	88.0	2.49	396.0	303.69
1998	425.0	18.91	452.0	19.04	527.0	17.11	546.0	17.76	4,289.0	158.10	1,298.0	173.24	174.0	2.96	445.0	339.09

All averages reflect true weighted averages.

Cars = Railcars (120,000 pounds)

Beef Market Statistics Major Packer Hides

Major Packer Hides											
1999											
Week Ending	Hvy Native Steer		Colorado Brnd Str		Butt Brnd Str		Hvy Native Heifer		Branded Heifer		Hvy Tx Str
	Cwt	Piece	Cwt	Piece	Cwt	Piece	Cwt	Piece	Cwt	Piece	Piece
01/08	68.50	58.00	52.00	44.00	57.23	48.90					48.00
01/15	72.88	59.25	52.31	44.25	55.88	48.20	72.50	52.00	61.25	44.00	48.20
01/22	72.08	59.15	50.63	43.05	57.38	48.80	72.50	52.00	63.88	43.70	47.90
01/29	70.98	58.60	49.20	42.35	57.65	48.10	76.13	49.25	67.38	43.30	46.50
02/05	71.03	58.80	50.43	43.65	56.50	47.65	76.05	50.70	62.15	44.60	47.30
02/12	69.33	59.80	51.90	45.30	56.50	48.50	76.50	52.00	63.75	44.95	48.50
02/19	67.65	59.40	52.60	44.30	56.98	48.20			62.00	43.70	48.80
02/26	71.15	59.05	53.15	44.00	58.05	48.70	78.00	50.00	67.00	45.00	50.10
03/05	73.25	58.70	55.25	47.00	58.73	50.85	78.00	50.00	66.50	44.80	50.40
03/12	72.78	59.00	52.69	45.25	60.19	49.56	76.50	53.00	64.81	44.25	48.63
03/19	71.25	57.58	52.63	44.40	58.80	49.50	76.20	52.40	65.05	44.70	48.05
03/26	69.48	56.53	52.98	44.10	59.10	48.50	74.10	49.40	64.50	43.00	48.30
04/02	69.00	55.55	53.13	44.25	59.85	48.60	72.75	48.50	63.38	42.25	48.60
04/09	70.00	55.75	58.00	47.50	60.15	49.05			66.25	39.00	49.10
04/16	68.80	55.15	57.03	46.75	62.40	49.80	73.50	49.00	66.63	40.80	49.60
04/23	67.33	52.70	58.73	47.70	62.40	49.80	73.50	49.00	64.05	43.20	49.90
04/30	64.83	51.95	59.25	47.00	62.18	49.85	68.13	45.40	62.58	42.00	48.33
05/07	65.73	52.40	59.25	47.00	63.03	49.45	65.83	43.80	63.00	42.00	48.53
05/14	66.05	51.75	60.50	48.00	63.10	49.35	66.65	43.40			49.85
05/21	66.85	52.90	59.25	47.00	62.80	49.55	64.75	43.00			50.00
05/28	66.35	53.40	59.25	47.00	61.75	49.70	65.83	43.55	61.50	41.00	50.25
06/04	67.50	53.00			62.25	49.25	66.38	44.25	61.50	41.00	50.13
06/11	68.30	52.40	58.50	45.00	62.95	49.00			61.50	41.00	49.00
06/18	67.30	53.20	58.50	45.00	62.25	51.00	66.00	44.00	61.06	40.50	48.35
06/25	65.80	53.05			62.40	50.15	66.80	43.35	60.65	39.80	48.95
07/02	66.85	52.60	62.25	49.50	64.35	50.40	68.25	42.65	60.90	39.30	49.53
07/09	67.66	52.50	62.00	49.25	63.88	51.00	68.66	43.25	61.50	40.00	49.69
07/16	67.90	53.70	61.95	49.20	64.25	51.06	68.56	45.25	62.50	40.00	51.15
07/23	68.00	54.55	62.25	49.50	64.00	51.25	69.50	44.50			52.13
07/30	67.85	55.60	63.50	50.50	65.75	52.20	69.70	45.00	66.00	44.00	51.38
08/06	71.60	56.40	64.50	50.45	67.88	53.00	70.10	46.00	66.00	44.00	51.23
08/13	71.60	56.65	64.93	51.20	67.03	53.00	70.88	46.70	67.13	43.00	52.85
08/20	72.83	57.30	65.03	51.60	64.75	56.67	71.88	46.45	67.88	43.50	55.50
08/27	72.98	57.80	64.50	53.00	66.88	54.85	72.60	47.30	67.50	45.00	53.75
09/03	74.85	58.90			68.95	55.65	74.44	47.25			53.63
09/10	76.50	61.44	68.00	54.00	69.81	56.63	78.00	48.00	75.00	50.00	55.47
09/17	77.48	62.75	68.00	54.00	70.88	57.75	78.00	48.00	75.75	50.50	58.75
09/24	79.00	63.75			71.58	58.17			75.00	52.00	56.63
10/01	80.15	64.70			71.25	58.50	78.00	52.00	74.70	51.40	55.60
10/08	80.80	65.00	63.69	51.06	68.13	55.25	78.00	52.00	73.50	49.00	55.40
10/15	81.20	64.85	63.60	51.50	68.18	55.70	79.50	53.00	73.00	47.75	55.20
10/22	79.85	64.40	64.38	54.00	67.85	56.05	79.80	53.50	73.13	49.05	54.60
10/29	77.23	63.30	64.73	54.30	67.20	56.05	77.63	55.25	71.23	49.45	55.80
11/05	78.23	65.50	65.85	54.80	68.48	57.35	77.93	55.35	73.65	50.25	57.83
11/12	80.50	65.40	68.06	55.75	71.05	57.70	79.50	55.00	74.00	50.81	57.75
11/19	80.20	65.25	68.50	58.00	71.05	58.15	81.67	54.33	73.50	52.50	57.95
11/26	79.47	65.50	68.50	58.00	70.88	59.00	80.34	54.75	73.50	52.50	60.13
12/03	79.70	65.05	72.00	61.00	72.65	59.30	80.75	54.75	75.25	54.00	59.90
12/10	78.43	64.75	70.90	59.70	73.35	61.55	79.80	54.55	74.78	53.25	59.10
12/17	77.85	64.45	69.25	57.75	70.10	59.10	78.90	53.80	75.20	51.60	58.00
12/24	77.38	64.00	66.63	55.50	69.25	57.25	79.31	53.88	72.50	52.00	56.75
12/31	76.75	64.00	66.41	55.31	69.00	57.50	76.50	55.00	72.50	52.00	55.19
1999	72.44	58.60	60.56	49.63	64.40	52.69	73.93	49.27	67.57	45.65	52.16
1998	76.43	61.60	56.52	46.39	62.13	50.76	75.32	49.77	63.09	41.70	49.65

All averages reflect simple averages. (Cwt = per hundredweight conventional; Piece = per piece cured & fleshed)

1999

NATIONAL CARLOT MEAT TRADE
REVIEW

Pork Statistical Data



Livestock and Seed Program
Livestock and Grain Market News Service
Des Moines, Iowa

1999

NATIONAL CARLOT MEAT TRADE
REVIEW

Pork Cuts & Trim



Livestock and Seed Program
Livestock and Grain Market News Service
Des Moines, Iowa

Pork Market Statistics

Pork Cutout, Primal Values, & Load Counts

1999	Pork Composite Primal Values							Pork Cuts Load Count Breakdown							
Week Ending	185 lb. Carc. 51-52% lean .80-.99" backfat @ last rib							Total Lds	Loin	Butt	Picnic*	Rib	Ham	Belly	Trim
	Carcass	Loin	Butt	Picnic	Rib	Ham	Belly								
01/08	44.43	73.10	47.68	20.44	85.01	31.30	40.20	423.0	37.0	56.5	25.0	2.5	144.0	55.0	103.0
01/15	53.90	91.97	62.89	22.17	89.61	35.14	50.46	489.1	47.9	50.5	10.3	5.5	223.5	68.5	83.0
01/22	51.83	89.08	56.87	20.61	89.84	33.66	49.49	444.4	65.9	45.5	7.0	2.0	158.0	68.0	98.0
01/29	48.61	77.49	42.20	21.61	92.54	36.42	51.78	567.3	126.5	71.0	18.8	5.0	176.0	41.0	129.0
02/05	46.93	67.77	36.60	24.65	102.40	38.45	52.40	538.3	98.8	64.5	21.0	2.0	167.0	64.0	121.0
02/12	49.81	70.97	40.17	26.38	100.08	43.41	54.37	402.4	70.4	28.5	16.5	3.5	130.0	59.0	94.5
02/19	46.48	64.06	40.16	25.51	105.39	41.01	47.90	490.0	105.0	39.5	11.0	3.5	169.0	58.0	104.0
02/26	47.66	68.71	44.47	28.16	110.35	39.26	44.39	468.8	63.3	51.5	16.5	5.0	165.5	73.0	94.0
03/05	45.91	65.03	41.10	25.17	111.28	38.88	44.05	486.3	86.3	62.5	16.0	2.5	155.5	58.5	105.0
03/12	46.36	61.45	40.21	24.94	111.81	42.92	47.14	431.1	88.9	41.5	9.3	2.5	148.0	45.0	96.0
03/19	44.39	59.68	40.90	22.26	112.83	40.01	43.55	504.0	73.0	55.5	7.5	3.0	175.5	75.5	114.0
03/26	47.37	66.00	46.92	22.66	118.24	38.42	48.74	429.0	51.0	23.5	20.0	1.0	155.0	66.0	112.5
04/02	45.19	64.34	41.79	23.28	117.53	35.61	45.07	571.6	84.6	69.0	28.5	4.5	210.5	91.0	83.5
04/09	46.75	66.43	42.10	24.20	116.27	38.32	46.73	440.5	66.0	43.0	22.0	8.0	140.0	45.5	116.0
04/16	49.18	73.60	43.25	25.18	116.79	38.78	48.06	487.3	82.8	60.5	5.0	11.0	178.5	58.5	91.0
04/23	50.78	77.47	46.65	26.27	116.69	37.79	50.68	483.0	85.0	60.0	7.0	6.5	144.0	46.0	134.5
04/30	52.59	79.62	55.06	27.78	115.38	37.81	52.14	546.8	113.5	46.0	31.3	11.0	150.5	45.0	149.5
05/07	56.19	81.19	64.58	29.69	120.51	41.89	56.25	428.6	95.6	33.0	30.0	2.0	147.5	53.0	67.5
05/14	60.72	86.94	74.18	35.32	131.18	43.64	58.75	345.3	66.5	26.5	12.3	4.5	123.0	40.5	72.0
05/21	57.87	83.61	70.28	36.05	137.85	41.34	50.42	511.9	133.9	49.0	24.0	7.5	163.0	50.0	84.5
05/28	54.75	74.45	58.40	34.59	133.89	41.64	54.97	524.3	135.0	102.5	37.8	3.5	118.5	33.0	94.0
06/04	55.09	74.92	56.58	33.01	119.84	42.20	60.82	373.8	78.3	59.0	10.5	19.5	115.0	32.5	59.0
06/11	55.61	78.86	56.97	29.90	122.81	42.58	58.24	410.3	36.5	55.5	21.8	12.5	156.5	37.0	90.5
06/18	52.71	77.23	52.71	28.90	121.30	41.59	48.49	471.5	105.0	69.0	13.5	13.5	106.5	63.0	101.0
06/25	53.88	76.42	52.08	28.17	130.41	43.05	53.98	435.5	92.0	68.0	16.5	12.0	110.0	31.5	105.5
07/02	51.18	76.05	53.23	26.64	118.17	39.04	47.82	447.4	104.3	53.0	14.1	13.0	145.0	34.0	84.0
07/09	48.45	73.53	52.29	25.72	106.65	37.24	42.62	469.8	80.8	61.5	39.0	16.5	125.5	30.5	116.0
07/16	50.22	79.09	54.85	26.45	96.21	38.47	42.97	455.9	93.0	51.0	45.4	21.0	109.0	46.0	90.5
07/23	50.00	77.26	53.40	24.92	95.78	38.53	45.93	458.6	129.1	62.5	33.5	20.5	85.5	26.5	101.0
07/30	53.52	80.13	52.31	26.15	97.23	39.84	60.45	387.0	74.3	56.0	32.3	8.0	118.0	17.0	81.5
08/06	60.17	89.85	55.01	28.31	99.40	44.30	75.08	358.8	71.8	70.5	28.0	10.0	78.5	33.0	67.0
08/13	61.56	90.73	61.97	33.99	103.56	49.72	64.08	391.3	64.0	50.5	38.8	9.0	86.0	52.5	90.5
08/20	60.86	83.78	71.68	35.89	107.47	49.52	63.17	374.0	102.5	42.0	22.5	7.0	88.5	41.0	70.5
08/27	62.49	78.59	73.26	33.59	110.41	55.95	71.79	356.9	109.4	34.5	19.5	9.5	81.0	24.0	79.0
09/03	59.42	80.25	67.51	31.03	101.70	51.34	64.95	390.5	69.5	54.5	39.0	9.5	102.5	31.0	84.5
09/10	56.53	79.91	61.79	32.69	96.72	49.60	53.89	325.3	75.3	42.0	30.0	4.5	78.5	39.0	56.0
09/17	54.73	76.04	54.86	32.87	94.29	51.03	51.12	459.5	127.3	73.5	31.3	15.0	92.5	31.5	88.5
09/24	54.69	76.27	52.81	34.86	95.34	51.27	50.13	463.0	100.0	59.0	31.5	8.0	139.5	45.0	80.0
10/01	57.46	78.31	52.39	33.90	96.18	50.46	65.93	446.0	83.0	53.0	27.5	6.5	152.5	38.5	85.0
10/08	56.23	74.68	51.17	32.08	95.59	49.44	67.89	482.6	100.6	74.5	33.0	7.5	148.0	34.0	85.0
10/15	54.43	73.01	49.50	27.61	95.31	48.06	65.59	421.5	109.5	46.0	16.5	2.5	107.0	47.0	93.0
10/22	56.09	70.91	45.80	28.51	96.21	48.28	80.17	435.4	97.4	57.0	28.0	4.5	126.5	39.0	83.0
10/29	56.23	74.02	43.13	29.32	96.07	49.96	74.57	446.3	79.8	59.5	29.5	5.5	119.0	54.5	98.5
11/05	51.59	70.97	41.57	27.72	95.44	47.10	57.79	585.5	118.5	63.5	27.0	5.0	156.5	83.0	132.0
11/12	52.21	67.80	43.61	27.60	95.18	46.93	65.89	494.8	93.3	58.5	20.5	4.5	158.5	34.0	125.5
11/19	56.52	71.48	51.86	29.77	95.63	49.80	75.39	377.5	92.0	38.0	12.5	5.0	145.5	17.5	67.0
11/26	57.69	71.99	51.69	29.60	95.63	54.25	74.99	334.0	57.5	25.5	19.0	0.5	107.0	36.0	88.5
12/03	59.01	70.05	47.03	31.78	95.63	62.90	74.34	420.1	96.1	57.0	20.0	2.0	121.5	54.0	69.5
12/10	59.16	73.01	48.32	40.09	95.63	55.00	75.71	518.0	94.3	78.0	21.3	4.0	173.0	46.0	101.5
12/17	60.12	81.69	61.28	41.69	96.79	46.01	72.14	452.7	52.5	21.5	12.2	3.0	215.5	67.0	81.0
12/24	58.32	82.28	58.52	34.01	99.62	43.41	70.73	337.4	70.6	42.0	15.8	3.5	102.0	37.0	66.5
12/31	56.58	78.45	49.65	31.55	100.95	45.07	70.63	405.1	97.9	56.0	10.8	2.0	126.5	30.0	82.0
1999	53.47	75.59	52.22	28.95	105.82	43.80	57.40	23,198.2	4,532.3	2,772.0	1,137.0	361.5	7,119.5	2,426.5	4,849.5
1998	52.87	76.31	53.14	27.58	113.14	43.31	51.73	27,111.2	4,961.2	2,676.0	1,110.0	319.3	7,669.0	4,066.5	6,309.3

All retail cut averages reflect true weighted averages.

* Picnic includes boneless picnic meat

Pork Market Statistics Retail Pork Cuts

1999														
Fresh Retail Pork Cuts														
Week Ending	13-19# Trimmed Loins				Bnls Center Cut Loins 1/4" trim				4-9# Trimmed Butts				Sparerib 3.8#/dn	
	Lds	1/4" trim	Lds	1/8" trim	Lds	Strap-on	Lds	Strap-off	Lds	1/4"	Lds	1/4" Nk-off	Lds	Price
01/08	10.0	94.45	14.5	104.79	0.5	185.00	4.0	207.25	47.0	61.66	4.0	68.38	1.0	95.00
01/15	12.0	119.92	13.0	120.92	5.5	237.09	5.5	271.18	33.5	77.79	7.0	90.00	4.5	100.44
01/22	17.0	112.16	20.0	118.20	2.5	245.00	12.0	236.17	17.0	69.16	6.5	78.92	0.5	100.00
01/29	23.5	95.04	49.0	107.23	5.5	190.91	18.5	219.43	47.0	54.31	23.0	59.26	5.0	103.40
02/05	36.0	91.28	27.0	93.19	4.5	156.78	11.5	166.22	48.0	46.45	13.5	53.30		
02/12	12.5	98.00	20.0	98.38	12.0	142.92	8.5	169.18	25.0	50.48	2.0	64.00	1.5	110.00
02/19	29.5	85.95	26.0	91.10	12.0	127.75	8.5	142.06	36.5	51.38	1.5	58.00	3.0	120.17
02/26	25.5	92.29	7.0	101.00	3.5	148.00	10.0	163.60	37.5	56.69	10.5	65.10	2.5	122.00
03/05	37.0	86.80	12.5	91.24	10.0	130.30	15.0	146.90	42.0	52.37	12.0	57.83	1.5	122.00
03/12	18.0	82.94	21.5	86.00	6.0	122.50	18.5	140.92	24.5	50.24	13.5	59.00	1.5	123.67
03/19	31.5	78.32	7.5	86.20	7.5	130.67	12.0	140.08	47.5	52.82	6.0	58.75	3.0	127.00
03/26	16.5	85.48	9.5	93.00	1.5	157.33	5.5	158.18	17.0	58.91	4.5	66.00	1.0	131.00
04/02	26.5	83.17	20.0	90.95	9.0	135.44	5.5	152.55	48.0	52.16	7.0	62.07	3.5	127.14
04/09	20.5	90.02	16.5	92.39	9.0	137.78	5.0	158.60	31.0	54.35	11.0	60.14	6.0	127.75
04/16	17.5	98.46	22.0	103.73	4.5	161.33	11.0	177.73	43.0	54.48	10.5	62.38	8.0	126.81
04/23	7.5	104.00	25.0	108.92	5.5	183.73	24.5	181.82	37.0	60.55	17.5	65.86	6.5	128.23
04/30	25.0	104.20	37.5	110.51	7.5	178.60	17.5	193.97	34.0	69.20	9.0	75.50	7.5	128.13
05/07	30.0	107.13	38.0	108.46	4.0	174.00	9.0	189.72	17.5	81.46	4.0	89.50	2.0	134.25
05/14	22.0	116.47	14.5	117.48	3.5	188.43	4.5	203.44	21.5	94.93			4.0	145.13
05/21	37.0	109.36	37.0	117.16	5.0	173.40	19.5	194.05	26.5	85.25	16.5	100.33	6.0	147.58
05/28	38.5	96.35	44.0	105.56	14.5	142.55	12.0	164.83	55.0	73.66	37.0	81.88	2.5	142.40
06/04	10.5	93.67	24.0	96.42	4.5	151.67	18.0	175.44	41.0	71.87	13.0	78.29	8.5	129.71
06/11	11.0	103.73	14.0	106.50	3.5	169.00	2.0	182.50	34.0	72.47	11.5	78.26	8.5	131.32
06/18	17.0	97.76	36.5	108.10	13.5	151.26	8.5	177.18	51.5	65.65	14.0	74.25	6.5	130.54
06/25	17.0	98.74	30.5	107.08	7.0	151.79	13.5	175.48	45.0	65.26	13.0	71.96	5.0	140.40
07/02	20.0	96.48	39.5	106.43	1.0	163.00	27.0	177.33	30.5	67.51	15.0	75.77	7.0	127.14
07/09	12.5	98.00	31.5	102.05	4.0	155.88	12.5	168.04	45.0	66.52	11.5	74.43	11.0	116.36
07/16	17.5	108.51	26.0	112.63	4.5	169.67	16.5	177.48	35.0	70.84	13.0	77.62	16.0	106.72
07/23	23.0	105.20	40.0	109.58	7.5	172.80	21.0	170.88	42.5	68.16	14.5	73.00	14.0	103.54
07/30	16.5	111.70	23.5	117.30	4.5	182.44	17.0	185.47	32.5	66.05	20.0	71.78	5.0	106.50
08/06	18.0	117.39	10.0	123.60	12.0	206.58	11.0	221.95	54.5	68.28	12.0	74.33	4.0	109.00
08/13	11.5	122.78	21.0	117.38	1.0	224.00	9.0	230.06	44.0	78.41	2.5	87.00	4.5	114.11
08/20	29.5	105.29	29.0	112.47	4.5	177.00	12.0	202.83	27.5	91.04	11.0	97.68	5.0	117.00
08/27	39.5	101.77	16.0	104.75	16.5	173.12	9.5	181.79	23.0	94.59	10.0	98.80	5.5	120.45
09/03	23.5	105.81	12.5	105.16	8.5	176.24	0.5	199.00	48.5	85.16	3.5	91.14	7.5	113.00
09/10	10.5	107.81	21.0	109.71	8.5	172.47	16.0	189.88	28.0	75.84	7.0	86.29	4.0	106.75
09/17	27.0	100.41	28.5	106.04	17.5	153.00	18.5	178.51	41.5	68.55	23.0	77.46	8.5	103.24
09/24	18.5	103.08	37.5	105.35	5.0	168.00	17.0	173.53	47.0	65.91	10.0	74.20	8.0	105.81
10/01	15.0	107.47	18.0	113.42	14.5	160.86	4.5	183.78	41.5	66.78	10.0	72.15	4.5	106.56
10/08	25.0	102.18	17.5	108.06	27.5	147.45	5.0	169.60	43.0	64.47	26.5	70.43	6.5	105.77
10/15	30.0	98.70	30.0	103.27	8.0	151.88	3.5	171.57	31.5	63.33	4.0	69.75	2.5	105.60
10/22	24.0	94.75	18.0	99.22	1.0	156.50	9.0	171.89	51.0	59.36	4.0	63.00	4.0	106.38
10/29	13.5	99.19	14.0	104.71	7.5	164.60	21.5	172.40	39.0	55.49	11.5	62.43	3.5	105.71
11/05	35.5	95.15	34.0	98.31	10.0	159.45	5.5	167.73	57.0	52.96			4.5	105.67
11/12	23.0	92.26	24.0	95.96	5.5	148.82	3.0	156.17	55.5	55.37			3.0	105.33
11/19	31.5	96.19	21.5	98.81	6.0	154.83	10.0	177.40	20.0	66.48	8.5	69.76	4.0	106.00
11/26	7.5	92.07	18.5	97.14	3.5	165.14	10.5	178.81	13.0	63.15	7.0	73.57	0.5	106.00
12/03	28.5	93.21	20.5	94.54	7.0	156.50	5.5	169.27	39.5	60.14	9.0	64.44	2.0	106.00
12/10	21.5	94.56	30.5	99.67	5.0	163.30	15.5	179.65	69.5	57.46	3.5	64.00	1.0	106.00
12/17	13.5	110.15	13.0	107.92	3.5	188.43	2.5	201.60	19.0	79.50	0.5	89.00	1.0	108.00
12/24	23.0	110.30	20.0	118.85	1.5	201.00	15.0	206.23	18.0	73.42	6.5	82.23	3.0	110.33
12/31	23.0	106.13	28.0	109.09	6.5	179.38	14.0	192.96	44.5	61.22	8.5	70.94	2.0	113.00
1999	1,131.0	99.01	1,230.5	105.23	364.0	160.56	592.5	180.92	1,949.0	64.55	520.5	73.20	241.5	116.93
1998	1,628.0	101.90	1,355.5	106.52	273.0	163.11	602.0	180.86	1,590.5	66.25	663.0	79.18	172.5	121.29

Note: Retail item quotes reflect vacuum packaged basis.

All averages reflect true weighted averages.

Pork Market Statistics

Processing Pork Cuts - Ham

1999 Processing Pork Cuts - Ham												
Week Ending	Ham, Bone-in, Trimmed, Trim Spec 1						Ham, Brnls 94-96% Lean				72% Frsh Ham Trim	
	Lds - 17-20# - \$	Lds - 20-23# - \$	Lds - 23-27# - \$	Lds - 27-30# - \$	Lds - 30-33# - \$	Lds - 33-36# - \$	Lds - 4 Muscle - \$	Lds - 5 Muscle - \$	Lds - 6 Muscle - \$	Lds - 7 Muscle - \$	Lds	Price
01/08	20.0	38.20	61.0	32.30	41.0	27.29	13.0	92.15	6.0	87.83		
01/15	41.0	43.84	80.5	36.42	77.0	33.31	14.0	96.82	7.0	93.86		
01/22	30.5	42.25	70.0	34.36	28.5	32.95	12.0	90.67	9.0	88.33	7.0	19.43
01/29	28.5	44.96	64.5	38.96	48.5	35.59	11.0	101.00	12.5	97.24	9.0	18.39
02/05	36.0	48.08	75.0	40.25	42.0	39.67	6.0	98.33	4.0	96.25		
02/12	41.0	50.49	35.5	47.69	45.5	44.12	1.0	109.00	3.0	110.67	3.0	31.50
02/19	41.0	48.70	55.5	43.60	58.0	40.87	5.0	99.50			7.5	26.33
02/26	18.0	49.39	71.5	42.76	66.0	39.17	4.0	94.00	1.0	90.00	1.0	26.50
03/05	24.5	49.12	63.0	43.11	40.0	39.55	15.0	98.00	3.0	93.00	6.0	26.17
03/12	31.0	51.63	61.0	48.21	40.0	42.63	12.0	102.29	2.0	102.00	1.0	25.50
03/19	14.5	48.00	87.5	43.78	64.5	38.25			6.0	95.83		
03/26	9.0	46.44	78.0	41.87	49.0	37.19	7.0	98.71	3.0	94.33	6.0	24.33
04/02	23.0	42.52	70.5	37.13	82.0	34.13	25.0	94.60	4.0	93.88		
04/09	18.5	42.49	57.0	40.56	42.5	37.56	14.0	100.61	2.0	100.00	4.0	27.88
04/16	15.0	44.07	87.5	40.01	61.0	37.93	7.0	98.00	5.0	93.40		
04/23	12.0	43.58	44.0	39.84	59.0	36.64	15.0	97.00	5.0	95.90	8.0	31.00
04/30	20.5	44.13	38.0	39.32	60.0	37.77	13.0	92.23	5.0	92.70	10.0	32.65
05/07	12.0	45.96	68.5	44.13	50.0	41.71	8.0	96.00	2.0	97.50	4.0	46.25
05/14	13.5	47.11	38.5	45.22	54.0	45.35	11.0	96.86	2.0	94.00	2.0	53.50
05/21	13.5	46.48	57.5	42.29	63.0	42.05	8.0	97.50	5.0	95.10	12.0	43.63
05/28	23.0	47.50	30.0	43.60	52.0	41.94	2.0	96.00	3.0	95.00	6.5	44.65
06/04	24.0	46.88	35.0	43.85	45.0	42.34	1.0	96.00	6.0	99.25	1.0	44.00
06/11	13.0	47.77	55.5	43.53	41.0	42.84	24.0	101.21	6.0	98.67	15.0	45.50
06/18	10.5	46.57	22.0	43.07	64.5	41.97			3.0	95.50	5.5	41.36
06/25	25.5	45.93	15.5	46.48	55.0	44.18	5.0	100.20	3.0	97.00	5.0	40.50
07/02	19.5	41.59	44.0	40.18	63.5	39.83	9.0	91.78	5.0	92.60	1.0	39.00
07/09	24.5	41.82	44.0	38.34	41.0	39.34			7.0	91.43	4.0	30.75
07/16	13.0	42.31	32.0	40.39	47.0	40.29	4.0	93.00	10.0	92.30	2.0	30.00
07/23	17.5	42.16	24.0	40.81	28.0	40.64	6.0	94.25	6.0	92.67	3.0	29.50
07/30	22.0	45.14	41.0	42.63	40.0	42.10	4.0	95.50	3.0	93.00	2.0	34.50
08/06	22.5	50.07	25.0	48.22	12.0	46.50			8.0	100.13	5.0	40.10
08/13	24.0	54.84	22.0	52.32	28.0	51.73	6.0	113.00	3.0	114.00	1.0	47.50
08/20	27.5	52.28	32.0	50.19	17.0	52.03	5.0	114.40			3.0	44.33
08/27	14.5	58.52	23.5	57.45	30.0	60.00			4.0	133.38	4.0	42.19
09/03	18.0	51.14	39.0	51.01	31.0	51.97	1.0	123.00	4.0	114.75	2.0	38.50
09/10	21.0	49.17	15.0	50.37	34.5	51.13	2.0	118.00			3.0	37.67
09/17	13.5	53.81	39.5	53.34	31.5	52.52	3.0	115.67	2.0	113.50	1.0	39.50
09/24	17.5	59.14	64.0	54.95	43.5	52.32	6.0	114.83	3.0	112.00	3.5	43.14
10/01	23.0	60.04	58.5	56.34	44.0	49.97	14.0	114.57	10.0	110.70	2.0	39.50
10/08	22.5	61.00	49.0	57.43	53.5	50.32	11.0	114.82	10.0	109.10	2.0	35.00
10/15	16.5	60.03	50.0	54.58	34.5	47.35			3.0	105.00	1.0	31.00
10/22	16.5	59.53	44.5	52.78	42.5	50.15	15.0	111.00	1.0	111.00	2.0	34.50
10/29	8.0	66.38	61.5	56.36	35.5	50.10	7.0	114.21	2.0	108.00	3.0	33.67
11/05	28.0	66.98	46.0	56.29	61.5	45.21	9.0	107.56	4.0	105.00	7.0	28.64
11/12	19.5	71.51	62.0	53.54	67.0	45.84	5.0	107.00			5.0	26.50
11/19	25.0	75.54	38.5	61.26	68.0	49.93	5.0	110.20	1.0	105.00	2.0	31.25
11/26	13.5	78.07	38.0	66.33	44.5	52.33			6.0	112.83	4.0	32.13
12/03	11.5	74.91	34.0	74.96	65.0	62.77			1.0	138.50	1.0	37.50
12/10	8.0	65.75	69.0	58.67	73.0	54.38	14.0	115.29	5.0	112.20		
12/17	14.0	59.14	101.0	48.76	73.5	46.92	14.0	106.86	7.0	102.57	4.0	38.00
12/24	12.5	52.48	38.0	47.55	37.0	42.70	8.0	108.75	4.5	105.33	2.0	30.75
12/31	11.0	51.00	53.5	47.49	37.5	40.64	12.5	116.40	1.0	116.00	7.0	31.07
1999	1,043.5	51.14	2,611.0	46.35	2,513.0	43.50	393.5	102.34	218.0	100.21	190.0	34.47
1998	1,635.0	53.09	2,439.0	46.31	1,011.0	40.22	316.0	106.23	349.5	102.04	164.0	28.98

All averages reflect true weighted averages.

Pork Market Statistics

Processing Pork Cuts - Bellies & Trimmings

1999	Processing Pork Cuts - Belly						Fresh Pork Trimmings									
Week Ending	Belly, Seedless, Skin-on Trimmed						42%		72%		Bnls Picnic		Jowl		Trim w/ trace fat	
	Lds	-12-14#- \$	Lds	-14-16#- \$	Lds	-16-18#- \$	Lds	Price	Lds	Price	Lds	Price	Lds	Price	Lds	Price
01/08	10.0	40.75	21.0	43.12	9.5	37.82	27.0	16.87	53.0	19.08	11.0	19.41	8.0	13.00	2.0	14.00
01/15	7.0	52.43	21.0	52.21	21.5	44.99	27.5	20.57	45.5	22.62	3.0	23.17	6.0	15.75	1.0	16.00
01/22	10.0	50.95	31.0	49.68	13.0	46.42	27.0	14.45	49.0	19.43	3.0	20.00	5.0	13.60	5.0	13.85
01/29	8.0	53.31	19.0	53.26	8.0	48.38	33.5	11.66	78.0	18.98	3.0	27.00	4.5	11.50		
02/05	12.5	52.84	30.5	52.62	10.0	49.45	31.5	11.11	63.0	22.61	1.0	32.00	2.5	11.50		
02/12	13.0	55.50	29.0	54.62	6.0	49.83	26.0	17.58	57.0	30.36	2.0	31.75	3.5	15.29	1.0	12.00
02/19	19.0	47.61	27.0	48.78	3.0	46.50	32.0	16.05	59.0	26.64			8.0	13.31	4.0	12.50
02/26	11.0	45.05	54.0	45.52	1.0	46.00	22.0	18.39	60.5	26.38	1.0	32.00	8.5	16.44	1.0	12.00
03/05	11.0	44.73	30.0	44.73	8.5	43.68	28.5	17.56	66.5	26.07	2.0	30.00	5.0	14.50		
03/12	11.0	46.41	26.0	46.73	5.0	46.70	30.0	14.43	61.5	25.67	3.0	28.00	3.5	12.50		
03/19	15.5	43.77	45.5	44.27	1.0	42.50	29.5	12.78	63.5	24.09	2.0	27.00	6.0	11.58	2.0	11.00
03/26	11.0	49.95	42.0	49.25	5.0	47.50	29.5	12.89	64.5	25.24	8.0	28.38	4.5	11.50		
04/02	20.0	45.00	52.0	46.48	10.0	44.65	17.5	13.81	47.0	25.54	20.0	29.15	5.0	11.55		
04/09	6.0	46.83	22.5	48.22	10.0	46.15	37.5	15.71	69.0	28.91	5.0	34.00	4.5	13.11	1.0	12.00
04/16	16.5	47.64	29.0	49.79	7.0	47.21	32.0	16.95	50.0	35.71	3.0	36.50	6.0	13.33		
04/23	7.0	51.14	16.0	51.13	14.0	49.02	43.0	12.58	68.5	31.89	3.0	35.50	8.0	11.50		
04/30	14.0	49.82	25.0	53.64	4.0	49.63	30.0	15.75	96.5	31.65	6.0	39.00	2.0	15.00	1.0	18.00
05/07	21.5	54.93	16.0	58.66	10.0	52.35	14.5	29.66	44.5	47.15	6.0	49.92	6.5	25.12		
05/14	11.0	58.73	20.0	60.20	6.0	58.33	17.5	35.56	48.5	53.29	9.0	54.83	5.0	35.70		
05/21	14.0	49.29	19.5	51.41	12.5	49.64	23.0	33.33	47.0	45.08	12.0	50.75	7.5	31.10		
05/28	9.0	52.11	9.0	56.72	8.0	55.38	26.5	33.01	63.5	43.47	18.5	46.88	2.0	29.50		
06/04	13.0	62.48	7.5	63.20	7.0	58.43	15.0	36.50	38.0	45.46	8.0	46.13	5.0	33.10	1.0	21.00
06/11	11.0	54.14	10.0	58.80	13.0	56.31	30.5	38.07	42.0	45.24	10.0	45.90	9.0	35.17	3.0	22.67
06/18	15.0	47.00	28.0	49.57	11.0	45.36	27.5	30.99	58.0	41.81	12.0	41.79	6.5	29.35		
06/25	8.5	52.41	9.0	56.11	6.0	49.67	33.0	24.72	59.0	41.49	7.0	43.00	2.0	23.00	1.0	18.00
07/02	7.0	46.00	12.0	48.08	9.0	44.89	27.0	16.52	39.0	36.60	10.0	39.15	3.0	16.50	1.0	14.00
07/09	4.5	44.11	11.0	43.50	9.0	37.67	37.5	15.88	54.5	31.54	13.0	34.42			3.0	13.00
07/16	17.0	43.12	9.0	43.89	13.0	40.08	14.0	24.39	60.0	33.09	16.0	34.16	8.5	21.44		
07/23	9.0	44.22	10.0	45.90	2.0	42.25	23.0	24.83	56.5	31.34	16.0	33.38	1.5	23.50	1.0	19.00
07/30	2.0	61.50	7.0	61.57	2.0	57.00	30.0	26.57	36.5	35.25	20.0	34.80	4.5	24.94	2.5	17.00
08/06	13.0	71.38	11.0	76.36	3.0	73.00	27.0	30.37	34.0	41.54	11.0	40.05	2.0	28.00	2.0	17.25
08/13	14.0	62.07	25.5	64.86	11.0	63.00	29.0	34.45	47.0	48.29	15.5	48.16	5.5	32.14		
08/20	9.0	62.78	15.0	64.37	6.0	63.17	27.5	27.24	37.5	46.33	11.0	46.91	1.5	24.50	1.0	18.00
08/27	7.0	71.14	8.0	73.50	3.0	65.50	27.0	23.87	39.0	42.69	13.0	44.85	6.0	22.33	1.0	20.00
09/03	3.0	63.00	13.0	62.27	7.0	58.07	30.0	23.90	43.5	38.21	17.5	38.56	2.0	21.50	1.0	13.00
09/10	12.0	52.42	16.0	54.66	1.0	51.00	20.0	26.95	29.0	38.84	15.0	38.50	1.0	23.50	2.0	18.38
09/17	5.0	51.30	15.0	51.20	5.0	47.40	27.0	27.52	50.0	42.27	17.0	42.50	5.0	25.90	2.0	17.00
09/24	7.5	47.73	29.5	49.08	4.0	49.75	32.0	23.36	32.5	44.22	18.5	44.65	4.0	22.25	1.5	13.67
10/01	7.0	63.00	17.0	70.94	6.0	63.67	27.0	24.11	41.0	40.11	17.0	40.79	1.0	22.00	3.0	13.83
10/08	5.0	65.00	16.0	68.50	2.0	68.75	28.5	24.96	42.5	36.29	14.0	37.14	1.0	23.00		
10/15	8.0	63.25	33.0	67.64	2.0	68.00	28.5	24.12	54.5	32.30	11.0	32.64			2.0	15.50
10/22	10.5	82.33	18.0	83.42	5.0	83.20	18.0	24.08	59.0	34.49	23.0	35.28	4.0	23.25		
10/29	7.0	72.71	23.0	73.83	9.0	72.28	33.5	22.45	57.0	33.44	18.0	36.61				
11/05	12.0	58.83	50.0	59.23	11.0	58.55	23.0	20.07	76.0	29.26	18.5	33.46	2.0	20.50	1.0	14.00
11/12	5.0	69.20	21.0	65.33	2.0	68.00	39.5	18.09	67.0	26.58	14.0	32.36	2.0	18.50		
11/19	5.0	73.60	8.5	74.76	3.0	74.33	21.0	17.83	35.0	32.69	2.0	35.00	2.0	18.50		
11/26	5.0	69.50	13.0	75.27	8.0	74.69	31.0	18.05	55.5	32.53	17.0	36.41				
12/03	6.0	71.42	19.0	72.00	16.0	71.06	23.5	19.34	33.5	37.01	3.0	40.00	3.5	19.07	1.0	14.00
12/10	1.0	74.00	28.0	76.68	10.0	73.80	31.5	21.96	49.5	40.24	3.0	43.00	5.5	20.23	1.0	14.00
12/17	7.0	70.79	28.0	73.52	25.0	70.52	27.0	19.69	45.0	38.56	2.0	41.75	3.0	20.67		
12/24	5.5	71.00	17.5	72.23	9.0	71.11	19.0	16.58	35.5	31.89	5.0	39.10				
12/31	5.0	69.80	9.0	72.61	12.0	68.33	25.0	15.84	52.0	33.04	8.5	39.24	1.0	18.50		
1999	504.5	54.52	1,122.5	56.42	405.0	55.41	1,418.5	21.23	2,714.5	33.46	508.0	38.28	203.5	20.32	49.0	15.35
1998	1,007.5	51.28	1,729.0	51.27	683.5	47.76	1,794.0	16.53	3,126.0	28.42	587.5	33.66	167.5	16.07	100.0	16.64

All averages reflect true weighted averages.

1999

NATIONAL CARLOT MEAT TRADE
REVIEW

Pork By-Products



Livestock and Seed Program
Livestock and Grain Market News Service
Des Moines, Iowa

Pork Market Statistics

Pork Variety Meats

1999																
Pork Variety Meats - FOB Central U.S.																
Week Ending	Tails		Cheek Meat		Sq-Cut Ears*		Feet		Feet, Exp		Hearts		Hearts, Exp		Pic Hocks	
	Lds	Price	Lds	Price	Lds	Price	Lds	Price	Lds	Price	Lds	Price	Lds	Price	Lds	Price
01/08			18.0	25.08	2.0	98.50	3.0	15.00	4.5	13.67	2.0	16.00				
01/15	1.0	15.00	10.0	28.30	1.0	95.00	1.0	17.00			3.5	16.00			1.5	10.00
01/22			8.0	30.75	2.0	101.50	1.0	17.00	2.5	17.00	1.5	16.25			2.5	9.20
01/29	1.5	14.00	8.5	30.44	1.0	96.00	2.0	16.50	2.5	19.00	3.5	15.43			2.0	10.00
02/05	2.0	16.50	12.0	29.92			3.0	17.00	2.5	18.50	3.0	16.67				
02/12			4.5	37.78	2.0	96.00					6.0	21.00			3.0	9.00
02/19			2.0	41.00	1.0	93.00					1.0	18.00			1.0	11.00
02/26			0.5	42.00	3.0	97.00	0.5	17.00			2.0	20.00				
03/05			13.0	42.77					5.0	14.50	1.0	21.00			1.0	12.00
03/12			4.0	45.00			6.0	15.50							2.0	10.25
03/19			3.0	41.67	2.5	96.20	1.5	16.33			1.0	19.00	1.5	17.00		
03/26			5.0	41.00	2.0	93.00	6.0	14.08	7.0	15.00	2.0	19.00				
04/02			7.0	40.71			2.5	14.00			1.0	19.00	1.0	19.00		
04/09			4.0	41.75			2.5	14.40			6.0	16.33	8.0	15.50	2.0	8.00
04/16			10.0	45.35	5.0	95.20	3.0	15.33			2.0	16.75	2.0	17.00		
04/23							12.5	12.40			1.0	16.00				
04/30	0.5	22.00	8.0	45.25	1.0	99.00	4.0	13.50			2.0	16.00	8.0	13.50	4.0	8.00
05/07			7.0	46.61	1.0	96.00	1.0	13.00	2.5	14.00	19.5	13.77			3.0	8.00
05/14			9.0	49.00	1.0	93.00	8.5	13.47			1.0	16.00			2.5	10.60
05/21			6.0	50.50	1.0	99.00	4.0	12.88			1.0	14.50			2.0	9.50
05/28			4.0	52.50	1.0	90.00	2.0	12.00							0.5	9.00
06/04			2.0	54.00			7.0	13.00			3.0	14.33			1.5	9.33
06/11	0.5	27.00	10.0	54.80	1.0	93.00	1.0	13.00	16.0	11.75	1.0	14.75				
06/18			4.5	53.55	1.0	93.00	1.0	13.00			2.0	13.00	8.0	12.50		
06/25			16.0	53.00			9.5	12.84	16.0	13.53	2.0	13.00			2.0	10.00
07/02			6.0	53.00			3.0	12.67							1.0	9.50
07/09			1.0	53.00	1.0	80.00					1.0	13.00				
07/16	0.5	30.00			3.0	80.00	1.0	14.00			5.0	12.20			4.0	11.75
07/23			4.0	51.00			7.5	13.27	1.0	11.00	2.0	11.25				
07/30			13.0	49.00			2.0	12.00			10.0	12.00	2.0	11.00		
08/06	0.5	35.00	2.0	51.50	1.0	79.00	2.0	13.00			3.0	13.67				
08/13			2.0	54.50			2.5	13.00								
08/20			5.5	55.64	1.0	76.00					1.0	13.50	4.0	12.63		
08/27	0.5	40.00	11.0	58.00	5.0	82.20	1.0	14.50			4.0	13.00				
09/03					2.0	84.00	2.0	14.50	12.0	13.98			2.5	14.00		
09/10			3.0	57.67	1.0	85.00					3.0	13.00	3.0	14.00	2.0	30.00
09/17			8.0	56.50			1.0	15.00								
09/24			5.0	56.70			1.0	16.00			6.5	14.00	4.0	13.88	1.0	30.00
10/01			10.0	56.50			4.0	15.00	1.0	14.00	2.0	14.00			1.0	30.00
10/08			7.0	52.21	1.0	80.00	3.0	13.33					1.0	15.00		
10/15	1.0	49.00	7.0	50.00			1.5	14.50	2.5	13.00						
10/22			7.0	49.43			1.0	15.00	5.0	14.25	6.0	14.00	5.0	14.00		
10/29			2.0	47.50			8.0	15.25	10.0	14.13	10.0	14.10	4.0	15.00	1.0	27.00
11/05			3.0	45.00			4.5	15.39	17.5	15.00	5.0	14.40				
11/12			1.0	46.00			5.0	14.00	2.5	15.00	5.0	14.80				
11/19			3.0	44.33	1.0	65.00	4.0	14.75	5.0	15.00	7.0	15.00	3.0	15.00	3.0	18.50
11/26	0.5	62.00	2.0	43.50			3.0	15.33	2.5	17.00					3.0	17.17
12/03			12.0	45.00			3.0	14.33			2.5	16.80	1.0	17.00	3.5	14.36
12/10			6.0	47.33	1.0	82.00			1.0	16.00	4.0	18.25	1.0	18.00		
12/17			7.0	47.29			4.0	15.00					4.0	19.75		
12/24			3.0	47.00			1.0	13.75			1.0	20.00				
12/31			2.0	46.25	1.0	82.00	1.0	14.00								
1999	8.5	26.59	308.5	45.44	46.5	89.90	148.5	14.03	118.5	14.23	146.0	14.92	63.0	14.60	50.0	12.91
1998	44.5	24.18	239.0	39.40	49.5	113.90	81.5	21.44	206.5	21.45	103.0	27.05	95.5	24.60	68.5	17.27

All averages reflect true weighted averages.

* 4-5 per pound

Pork Market Statistics

Pork Variety Meats, Greases, and Lard

1999	Pork Variety Meats - FOB Central U.S.												Grease & Lard			
Week Ending	Salivaries		Prtl Snouts		Sml Stmch		Sml Stmch, Exp		Skins, Belly		Tngue, Tip-on		Wht Grse Cntrl		Loose Lard	
	Lds	Price	Lds	Price	Lds	Price	Lds	Price	Lds	Price	Lds	Price	Cars*	Price	Lds	Price
01/08	3.0	12.33	3.5	34.00			2.5	46.00	4.0	20.50			15.0	12.72	10.0	17.75
01/15			1.0	35.00			2.5	47.50	1.5	19.00			23.0	12.97	3.0	17.42
01/22	2.0	14.25	1.0	37.00	1.0	43.00	5.0	44.00			5.0	51.00	20.0	12.93	12.0	15.58
01/29	3.0	14.50			2.0	43.00	2.5	48.00	2.0	20.00	7.5	50.67	11.0	12.05	17.0	14.81
02/05	1.0	17.00	1.0	39.00			2.5	43.50	4.0	16.00			16.0	11.53	4.0	14.00
02/12	1.0	17.00	1.0	39.00			5.0	46.75					14.0	11.59	18.0	14.15
02/19	1.0	18.00	3.0	39.67	2.0	43.00	5.0	52.00	4.0	16.50			15.0	10.57		
02/26	4.0	19.00	1.0	40.00									22.0	8.09	2.0	12.00
03/05	2.0	19.50	3.0	39.67	4.5	38.44			4.0	21.50	2.5	61.50	10.0	8.02	5.0	11.00
03/12	1.0	21.00	1.0	40.00	2.0	37.50	2.5	46.00					7.0	7.25	9.0	11.00
03/19	6.0	18.33	0.5	39.00	1.0	38.00			1.0	18.50	12.5	39.70	27.0	8.25	7.0	12.43
03/26	4.0	17.00	5.0	37.20	1.0	28.50	1.0	38.00					18.0	8.90	13.0	12.88
04/02	2.0	17.75	2.0	33.00	6.0	37.67	2.5	36.50					11.0	9.18	4.0	13.50
04/09	2.0	17.00	4.0	33.13	6.5	35.15	5.0	31.88	2.0	19.00	2.5	35.50	4.0	9.38	10.0	13.25
04/16	2.0	17.00	1.0	29.00	3.0	35.83			1.0	18.00	5.0	33.00	2.0	10.00	11.0	13.02
04/23	4.0	16.75					1.0	34.00			2.5	34.00	10.0	10.18		
04/30	3.0	18.00	1.0	24.00					2.0	22.00	1.0	25.00	23.0	9.78	6.0	13.00
05/07	4.0	17.75	3.5	24.54	2.5	31.80	8.5	33.53	8.0	17.75	2.5	33.00	5.0	9.85	11.0	12.91
05/14	3.0	17.50			1.0	33.00	7.5	33.00	1.0	22.00			20.0	9.56	21.0	13.20
05/21	14.5	16.34	5.5	18.36	2.0	31.75	1.0	32.00	6.0	19.33	7.5	28.67			8.0	13.81
05/28	3.5	17.00	4.0	15.50					1.0	23.00	1.0	31.00	18.0	10.19	9.0	14.00
06/04	3.0	16.67	0.5	16.00	2.0	34.25			7.0	20.86	1.0	43.50	16.0	10.98		
06/11	3.0	17.00	12.5	14.20	7.0	32.71			4.0	20.75	6.0	29.83	8.0	11.58	2.0	13.50
06/18	2.0	17.25	8.0	14.75	1.0	33.00	2.5	34.50					17.0	10.64	3.0	12.50
06/25	4.5	17.67	1.5	15.00									12.0	10.13	5.0	12.00
07/02	5.0	17.00			3.0	33.33	2.5	33.00	3.0	20.00	2.5	35.50	23.0	9.63	16.0	11.00
07/09	1.0	16.00	3.0	15.50			3.0	28.00	2.0	21.00			15.0	9.61	8.0	11.00
07/16	9.0	17.00	4.0	15.63					2.0	23.00	2.5	32.00	19.0	10.05	5.0	11.80
07/23	4.0	16.44	5.0	15.50	1.0	28.00			1.0	22.50			16.0	10.59	2.0	13.25
07/30	6.0	15.96	1.0	15.00			1.0	30.00	3.0	20.50	2.5	31.00	36.0	11.53		
08/06	8.0	15.81	3.5	15.71	6.0	29.67	5.0	31.25			2.5	32.50	33.0	11.52	2.0	13.50
08/13	3.0	16.58			4.0	32.00	6.5	26.77	3.0	22.33	10.5	33.79	22.0	11.78	3.0	13.75
08/20	7.0	16.79	0.5	17.50					1.0	23.00			23.0	11.75	7.0	14.00
08/27	6.0	16.58	2.0	16.00	2.0	24.00	4.0	22.75	2.0	23.00	2.5	35.00	11.0	12.03	1.0	14.50
09/03			3.5	15.86	1.0	36.00	2.0	20.00	4.0	20.88	6.0	38.17	13.0	13.10	10.0	15.55
09/10	4.0	17.50	1.0	11.00	4.0	27.19			1.0	23.00			7.0	13.64	3.0	16.50
09/17	4.0	17.00	0.5	22.00			5.0	32.50			2.5	38.00	14.0	14.21	6.0	18.00
09/24	2.0	17.00					2.5	34.50	2.0	22.25	5.0	42.50	10.0	14.90	8.0	18.75
10/01	1.0	17.00							5.0	23.60			17.0	14.40	4.0	20.00
10/08	5.0	16.90	1.0	28.00	3.0	35.17	2.5	43.00	1.0	27.00			18.0	14.00	6.0	20.00
10/15	1.0	17.00			1.0	36.50	1.0	33.00			2.0	45.00	25.0	14.10	19.0	20.68
10/22					1.5	38.33							14.0	14.02	12.0	21.00
10/29	3.0	16.83			2.0	37.00					2.5	46.00	35.0	13.79	4.0	21.00
11/05	6.0	16.17	2.0	31.00			2.5	44.00	3.5	22.71	1.0	44.00	18.0	13.19		
11/12	2.0	16.00			4.0	34.25					4.5	48.06	20.0	12.83	10.0	17.00
11/19	4.0	15.50	0.5	35.00	2.0	33.00			2.0	28.00	1.0	50.00	23.0	12.00	10.0	15.50
11/26	3.0	15.33	1.0	37.00	5.0	34.30	1.0	33.00			1.0	50.00	20.0	12.00		
12/03	7.0	15.71			3.0	33.67			8.0	22.75			22.0	12.00	8.0	16.00
12/10	9.0	16.00	2.0	39.00			16.0	33.02			5.5	50.32	12.0	11.83	5.0	16.00
12/17	3.0	14.33	1.0	40.00	1.5	32.00			1.0	20.00	2.5	48.00	10.0	11.85	1.0	16.00
12/24	5.0	15.50							3.0	20.00			24.0	11.55	4.0	16.50
12/31	5.0	15.20			2.0	32.00					1.0	47.00	20.0	11.73	7.0	16.50
1999	191.5	16.56	96.0	23.50	90.5	34.10	111.0	35.88	100.0	20.79	114.0	39.61	864.0	11.49	351.0	14.96
1998	179.5	11.92	91.5	17.57	49.5	52.31	90.0	58.99	60.5	24.60	70.0	62.55	522.0	13.45	242.0	17.59

* Cars = Railcars (120,000 lbs.)

All averages reflect true weighted averages.

1999

NATIONAL CARLOT MEAT TRADE
REVIEW

Lamb Statistical Data



Livestock and Seed Program
Livestock and Grain Market News Service
Des Moines, Iowa

Lamb Market Statistics

Lamb Carcasses & Distributive Cuts

1999	Lamb Carcasses					Cutouts		Distributive Lamb Cuts							
Week Ending	CAF East Coast Basis			CH & PR 1-4		55/dn#	Hind	Legs	Drop	Trmd	Racks		Chucks	Fore	
	55/dn#	55-65#	65-75#	65/dn#	65/up#	Carc.	Saddle	Double	Loins	Loins	7/dn	7/up		Shanks	
01/08	161.75	156.75	154.75	184.74	185.29	179.00	207.50	177.50	230.00	312.50	517.50	527.50	85.00	207.50	
01/15	161.75	156.75	154.75	185.84	186.11	183.50	202.50	170.00	230.00	310.00	520.00	527.50	100.00	215.00	
01/22	161.63	156.63	154.63	183.71	183.99	183.00	192.50	165.00	222.50	305.00	517.50	522.50	102.50	220.00	
01/29	161.75	156.75	154.75	180.04	180.31	183.00	190.00	160.00	225.00	305.00	515.00	520.00	95.00	220.00	
02/05	161.75	156.75	154.75	178.73	179.00	184.00	190.00	160.00	220.00	305.00	510.00	512.50	95.00	227.50	
02/12	161.75	156.75	154.75	179.28	179.55	184.00	195.00	162.50	212.50	305.00	532.50	537.50	92.50	225.00	
02/19	161.75	156.75	154.75	181.48	181.75	184.00	195.00	170.00	230.00	307.50	535.00	535.00	87.50	225.00	
02/26	161.75	156.75	154.75	181.76	181.92	184.00	200.00	175.00	230.00	325.00	517.50	520.00	85.00	225.00	
03/05	161.75	156.75	154.75	181.73	182.00	187.50	207.50	182.50	232.50	325.00	515.00	520.00	80.00	225.00	
03/12	161.75	156.75	154.75	182.40	182.95	186.50	207.50	192.50	235.00	315.00	500.00	515.00	80.00	217.50	
03/19	161.75	156.75	154.75	184.83	185.38	186.50	217.50	207.50	230.00	310.00	487.50	507.50	77.50	217.50	
03/26	161.75	156.75	154.75	189.23	189.78	185.50	230.00	222.50	232.50	295.00	485.00	500.00	75.00	212.50	
04/02	161.75	156.75	154.75	192.98	193.53	185.00	230.00	235.00	227.50	287.50	485.00	497.50	80.00	222.50	
04/09	161.75	151.75	147.75	187.83	187.25	186.50	217.50	220.00	222.50	292.50	482.50	492.50	80.00	207.50	
04/16	161.75	151.75	147.75	173.20	173.75	181.50	202.50	172.50	227.50	295.00	470.00	490.00	80.00	207.50	
04/23	166.75	156.75	152.75	170.30	170.85	180.00	197.50	165.00	235.00	302.50	472.50	485.00	85.00	207.50	
04/30	166.75	166.75	166.75	173.99	174.54	185.00	207.50	165.00	247.50	337.50	500.00	510.00	92.50	210.00	
05/07	185.50	185.50	185.50	192.68	192.95	195.00	215.00	165.00	262.50	365.00	560.00	565.00	102.50	207.50	
05/14	190.50	190.50	190.50	210.15	210.43	212.50	225.00	167.50	345.00	455.00	562.50	567.50	120.00	200.00	
05/21	190.75	190.75	190.75	217.60	217.88	217.50	231.50	172.50	367.50	465.00	562.50	567.50	135.00	185.00	
05/28	192.75	192.75	192.75	213.90	214.18	218.50	227.50	167.50	365.00	470.00	555.00	562.50	132.50	197.50	
06/04	193.50	193.50	193.50	213.93	214.20	220.00	225.00	165.00	365.00	470.00	562.50	567.50	132.50	192.50	
06/11	188.13	188.13	188.13	208.75	209.03	220.00	220.00	157.50	347.50	445.00	560.00	562.50	132.50	187.50	
06/18	183.75	183.75	183.75	201.67	202.22	211.50	210.00	147.50	325.00	412.50	560.00	565.00	125.00	187.50	
06/25	180.75	180.75	180.75	198.05	198.60	207.50	207.50	152.50	315.00	402.50	567.50	575.00	120.00	185.00	
07/02	178.75	178.75	178.75	197.45	198.00	205.00	210.00	145.00	320.00	405.00	575.00	590.00	120.00	182.50	
07/09	178.75	178.75	178.75	199.03	199.30	204.00	212.50	150.00	330.00	412.50	570.00	585.00	122.50	185.00	
07/16	178.75	178.75	178.75	194.93	196.03	203.00	212.50	145.00	317.50	407.50	560.00	572.50	120.00	177.50	
07/23	178.75	178.75	178.75	193.00	194.65	203.50	207.50	142.50	312.50	407.50	552.50	570.00	122.50	177.50	
07/30	181.75	183.75	183.75	192.80	195.00	203.50	212.50	142.50	312.50	407.50	552.50	572.50	127.50	177.50	
08/06	188.25	190.25	190.25	199.40	202.98	207.50	212.50	145.00	320.00	410.00	545.00	577.50	132.50	167.50	
08/13	188.25	190.25	190.25	212.75	215.23	214.50	229.00	160.00	355.00	450.00	565.00	590.00	147.50	172.50	
08/20	186.75	188.75	188.75	215.16	216.70	221.00	229.00	165.00	355.00	457.50	560.00	572.50	152.50	180.00	
08/27	186.75	188.75	188.75	214.70	216.90	217.50	226.50	162.50	355.00	457.50	562.50	582.50	145.00	180.00	
09/03	178.75	182.75	186.00	211.40	214.70	214.00	225.00	160.00	355.00	452.50	547.50	577.50	145.00	180.00	
09/10	175.63	180.63	184.13	210.05	213.35	206.50	220.00	160.00	350.00	442.50	537.50	567.50	140.00	180.00	
09/17	168.75	175.75	179.75	209.03	212.33	203.00	220.00	160.00	350.00	442.50	537.50	565.00	137.50	180.00	
09/24	165.75	170.75	174.75	206.95	209.70	200.00	220.00	160.00	342.50	442.50	545.00	565.00	127.50	177.50	
10/01	165.75	167.75	169.75	201.45	204.75	198.50	220.00	160.00	342.50	435.00	540.00	562.50	120.00	177.50	
10/08	161.50	163.50	166.75	197.95	200.70	197.00	217.50	160.00	325.00	430.00	562.50	567.50	110.00	177.50	
10/15	160.75	161.75	165.50	197.78	200.80	190.00	220.00	170.00	310.00	412.50	557.50	572.50	105.00	177.50	
10/22	161.75	160.75	164.75	198.65	199.75	189.50	224.00	172.50	305.00	392.50	570.00	585.00	95.00	180.00	
10/29	161.13	160.63	164.63	197.83	198.93	189.50	217.50	172.50	297.50	392.50	572.50	585.00	95.00	180.00	
11/05	164.75	163.75	167.75	197.88	198.43	189.00	224.00	172.50	307.50	380.00	577.50	585.00	97.50	185.00	
11/12	164.13	163.63	167.63	196.98	197.80	189.50	222.50	172.50	280.00	370.00	577.50	590.00	97.50	185.00	
11/19	164.75	163.75	167.75	199.55	200.10	193.50	225.00	179.00	292.50	370.00	585.00	587.50	100.00	187.50	
11/26	164.75	163.75	167.75	199.15	199.70	193.50	225.00	179.00	280.00	360.00	585.00	587.50	102.50	187.50	
12/03	169.75	169.75	169.75	196.90	197.45	193.50	220.00	177.50	237.50	335.00	585.00	587.50	99.00	185.00	
12/10	169.75	169.75	169.75	196.25	196.80	198.00	225.00	187.50	225.00	317.50	580.00	587.50	92.50	185.00	
12/17	169.75	169.75	169.75	200.85	201.40	199.00	222.50	199.50	225.00	310.00	602.50	607.50	92.50	185.00	
12/24	169.75	169.75	169.75	206.00	206.55	199.00	230.00	210.00	235.00	330.00	605.00	612.50	90.00	185.00	
12/31	169.50	169.50	164.50	202.45	203.00	194.00	225.00	202.50	235.00	312.50	605.00	612.50	90.00	185.00	
1999	171.51	170.28	170.37	196.06	197.08	197.07	215.51	171.35	285.67	374.28	545.53	557.12	107.67	194.52	
1998	155.60	156.75	154.48	178.44	178.60	181.37	206.99	161.86	280.77	373.99	420.05	440.43	102.50	202.93	

All averages reflect simple averages.

Lamb Market Statistics Boxed Lamb Cuts

1999												
Boxed Lamb Cuts - Choice and Prime 1-4												
Week	3-Way Carcass		8 Rib Rack	Cross Cut	Sq Chuck	Breast	Denver	Fore	Loins	Dbl Legs	Single Legs	
Ending	55/dn#	55-65#	7#/up	Shoulder	n/o split	Sq-Cut	Ribs	Shanks	Trmd 4x4	Trot-on	Trot-off	Bnls
01/08	172.50		510.00	90.00	112.50	45.00	179.00	180.00	330.00	177.50	190.00	272.00
01/15	175.00		515.00	89.50	120.00	42.50	179.00	187.00	332.50	165.00	175.00	268.50
01/22	172.00		514.50	90.00	117.00	42.50	179.00	172.00	330.00	162.50	172.50	268.50
01/29	172.00		519.50	90.00	110.00	42.50	179.00	172.00	312.50	157.50	172.50	268.50
02/05	172.00		509.50	89.50	110.00	42.50	179.00	187.50	312.50	155.00	170.00	268.50
02/12	176.00	180.00	527.50	89.50	120.00	42.50	179.00	195.00	325.00	160.00	170.00	265.00
02/19	176.00	180.00	527.50	82.50	115.00	42.50	179.00	182.50	340.00	170.00	177.50	267.00
02/26	176.00	180.00	527.50	82.50	115.00	42.50	179.00	182.50	340.00	170.00	180.00	267.00
03/05	183.00		512.00	79.50	112.50	42.50	179.00	185.00	332.50	187.50	197.50	299.50
03/12	181.00	172.00	502.00	74.50	107.50	42.50	179.00	187.50	330.00	192.50	202.50	317.50
03/19		172.00	499.50	70.00	107.50	42.50	179.00	172.00	327.50	200.00	210.00	329.50
03/26		175.00	499.50	67.50	97.50	42.50	179.00	172.00	317.50	207.50	215.00	329.50
04/02		175.00	497.00	70.00	97.50	42.50	179.00	172.00	325.00	212.50	227.50	329.50
04/09	180.00		497.00	75.00	97.50	42.50	179.00	172.00	330.00	192.50	210.00	315.00
04/16		182.00	497.00	80.00	105.00	42.50	179.00	167.00	325.00	177.50	182.50	280.50
04/23	182.00	182.00	492.50	82.50	105.00	42.50	179.00	172.00	325.00	162.50	175.00	255.00
04/30	192.50	182.00	507.50	92.50	110.00	42.50	179.00	160.00	330.00	165.00	177.50	255.00
05/07		192.50	540.00	119.50	142.00	47.50	179.00	187.50	400.00	165.00	180.00	266.50
05/14		200.00	567.50	135.00	162.50	47.50	179.00	189.50	467.50	172.50	185.00	276.50
05/21		212.50	565.00	135.00	169.50	47.50	179.00	180.00	487.50	172.50	182.50	276.50
05/28		213.50	562.50	132.50	165.00	65.00	179.00	175.00	500.00	162.50	170.00	261.50
06/04		215.00	555.00	132.50	167.00	65.00	179.00	175.00	510.00	157.50	167.50	242.50
06/11		211.00	537.50	130.00	152.50	45.00	179.00	189.50	492.50	155.00	172.50	234.50
06/18		211.00	530.00	127.50	150.00	45.00	179.00	182.50	482.50	150.00	172.50	234.50
06/25	206.50		560.00	129.50	152.50	40.00	179.00	185.00	485.00	147.50	157.50	235.50
07/02	210.00		562.50	116.00	150.00	40.00	179.00	172.50	470.00	145.00	152.50	235.50
07/09	199.50		560.00	117.50	146.00	40.00	179.00	175.00	467.50	142.50	150.00	235.50
07/16			550.00	120.00	140.00	30.00	179.00	165.00	437.50	135.00	145.00	239.00
07/23	202.00		550.00	115.00	142.50	40.00	179.00	175.00	462.50	132.50	140.00	227.00
07/30	205.00		550.00	125.00	147.50	40.00	179.00	165.00	465.00	134.00	142.50	232.00
08/06	205.00		550.00	135.00	170.00	45.00	179.00	174.50	477.50	145.00	155.00	234.50
08/13	209.00		567.50	155.00	184.50	45.00	179.00	175.00	507.50	160.00	170.00	233.50
08/20	210.50		567.50	155.00	190.00	45.00	179.00	175.00	517.50	157.50	167.00	237.50
08/27	209.00		570.00	150.00	179.50	45.00	179.00	167.50	512.50	165.00	172.50	237.50
09/03	209.00		570.00	147.50	174.50	45.00	179.00	175.00	512.50	167.50	172.50	238.50
09/10	200.00	202.50	562.50	137.50	164.50	45.00	179.00	175.00	487.50	167.50	172.50	239.50
09/17	200.00	202.50	550.00	135.00	152.50	45.00	179.00	172.50	482.50	162.50	172.50	239.50
09/24	190.00		562.50	125.50	154.00	45.00	179.00	174.50	475.00	157.50	170.00	241.50
10/01	187.00		567.50	117.50	145.00	45.00	179.00	172.50	462.50	160.00	172.50	239.50
10/08	187.00		567.50	115.00	145.00	45.00	179.00	167.50	450.00	160.00	172.50	239.50
10/15	179.00		565.00	105.00	135.00	45.00	179.00	172.50	417.50	155.00	168.00	242.00
10/22	179.00		565.00	95.00	120.00	45.00	179.00	189.50	440.00	142.50	167.50	246.00
10/29	177.50		562.50	97.50	119.50	45.00	179.00	187.50	400.00	152.50	167.50	259.00
11/05	178.00		567.50	92.50	115.00	45.00	179.00	175.00	412.50	155.00	170.00	259.00
11/12	182.00		567.50	95.00	115.00	45.00	179.00	187.50	400.00	165.00	175.00	279.50
11/19	182.00		575.00	95.00	115.00	45.00	179.00	180.00	380.00	165.00	180.00	284.50
11/26	183.50		580.00	92.50	119.50	45.00	179.00	197.00	362.50	180.00	192.50	290.50
12/03	182.50		580.00	92.50	117.00	45.00	179.00	187.50	355.00	175.00	197.50	289.00
12/10	182.00		577.50	97.50	117.50	45.00	179.00	175.00	362.50	180.00	202.50	317.00
12/17	191.00		577.50	97.50	119.50	45.00	179.00	182.50	355.00	187.50	205.00	332.50
12/24	188.00		582.50	95.00	112.50	45.00	179.00	180.00	335.00	200.00	210.00	337.50
12/31	188.00		602.50	95.00	112.00	45.00	179.00	182.50	345.00	192.50	210.00	322.50
1999	188.30	191.61	545.82	106.79	133.14	44.38	179.00	178.08	406.59	166.13	178.17	267.17
1998	175.13	174.18	436.71	102.88	127.87	45.73	187.20	181.52	387.89	157.22	168.61	251.69

All averages reflect simple averages.

1999

NATIONAL CARLOT MEAT TRADE
REVIEW

Veal Statistical Data



Livestock and Seed Program
Livestock and Grain Market News Service
Des Moines, Iowa

Veal Market Statistics

Veal Carcasses & Distributive Veal Cuts

1999	Veal Carcasses *				Distributive Veal Cuts (Ch & Pr Special-Fed)											
Week Ending	Northeast		North Central		Loins	Loins	Racks	Racks	Racks	Sq-Cut	Full	Legs	Legs	Legs	Top Rnd	Veal
	Hd-On	Hd-Off	Hd-On	Hd-Off	Reg	Trmd	8-Rib	7-Rib	6-Rib	Chuck	Shldr	Double	TBS	BHS	Trmd	Trim
01/08	165.50	186.75	164.00	195.00	265.00	470.00	475.00	505.00	565.00	87.50	150.00	262.50	552.50	397.50	812.50	47.00
01/15	167.50	190.50	165.75	203.50	267.50	470.00	490.00	510.00	565.00	89.00	150.00	265.00	562.50	412.50	817.50	45.50
01/22	171.50	196.33	171.17	207.50	267.50	477.50	492.50	512.50	592.50	100.00	147.50	270.00	562.50	417.50	840.00	46.50
01/29	179.00	201.88	171.50	215.50	275.00	475.00	492.50	515.00	580.00	112.50	147.50	275.00	575.00	437.50	850.00	46.50
02/05	186.25	209.88	175.00	215.00	285.00	477.50	517.50	550.00	610.00	117.50	152.50	290.00	610.00	465.00	880.00	47.50
02/12	191.75	214.00	182.25	216.75	297.50	502.50	542.50	557.50	635.00	127.50	157.50	302.50	620.00	497.50	920.00	51.00
02/19	196.25	216.67	185.25	225.00	300.00	515.00	560.00	577.50	642.50	137.50	157.50	307.50	637.50	512.50	925.00	50.50
02/26	196.25	218.75	194.00	230.00	300.00	522.50	572.50	565.00	642.50	147.50	172.50	312.50	637.50	512.50	957.50	50.50
03/05	198.50	225.00	197.00	230.00	300.00	512.50	550.00	577.50	647.50	136.50	167.50	312.50	625.00	525.00	970.00	49.00
03/12	198.00	221.50	197.50	228.75	300.00	512.50	550.00	577.50	647.50	136.50	167.50	312.50	625.00	525.00	970.00	49.00
03/19	197.00	221.75	197.50	236.00	300.00	512.50	550.00	577.50	647.50	136.50	167.50	312.50	625.00	525.00	970.00	49.00
03/26	198.50	222.75	198.25	236.00	300.00	512.50	550.00	577.50	647.50	135.00	167.50	312.50	625.00	525.00	975.00	49.00
04/02	196.00	221.38	197.50	226.50	300.00	512.50	550.00	577.50	647.50	135.00	167.50	312.50	625.00	520.00	975.00	49.00
04/09	196.00	220.38	195.00	229.00	300.00	510.00	545.00	577.50	640.00	130.00	167.50	307.50	622.50	500.00	975.00	49.00
04/16	193.00	220.13	194.25	220.00	297.50	497.50	530.00	550.00	630.00	122.50	155.00	305.00	622.50	500.00	975.00	47.00
04/23	188.50	215.00	193.50	222.00	292.50	497.50	517.50	550.00	615.00	117.50	150.00	302.50	617.50	467.50	962.50	47.00
04/30	185.00	211.00	191.50	216.00	292.50	487.50	512.50	545.00	612.50	110.00	150.00	302.50	617.50	450.00	962.50	47.00
05/07	185.50	210.00	189.00	215.00	292.50	487.50	512.50	545.00	612.50	105.00	150.00	302.50	617.50	442.50	962.50	47.00
05/14	184.75	207.38	187.50	207.00	292.50	487.50	512.50	545.00	612.50	105.00	150.00	302.50	617.50	442.50	962.50	47.00
05/21	186.83	207.38	186.50	208.50	297.50	502.50	512.50	537.50	602.50	105.00	150.00	300.00	617.50	430.00	967.50	46.50
05/28	187.25	208.00	186.50	216.00	297.50	502.50	502.50	532.50	570.00	105.00	150.00	300.00	617.50	425.00	967.50	46.50
06/04	187.75	207.33	186.50	208.00	297.50	525.00	502.50	532.50	575.00	100.00	150.00	300.00	617.50	425.00	975.00	46.50
06/11	189.17	207.50	186.75	208.50	297.50	537.50	502.50	532.50	575.00	100.00	150.00	295.00	617.50	425.00	975.00	46.50
06/18		208.25	187.00	200.00	310.00	562.50	502.50	532.50	575.00	100.00	150.00	295.00	617.50	425.00	1017.50	46.50
06/25	188.83	208.88	186.75		312.50	572.50	500.00	530.00	575.00	91.00	142.50	292.50	622.50	415.00	1002.50	45.00
07/02	188.00	209.50	187.00	208.50	312.50	572.50	492.50	525.00	570.00	85.00	140.00	292.50	622.50	395.00	1002.50	45.00
07/09	188.83	209.33	186.75	214.00	312.50	572.50	492.50	525.00	570.00	85.00	140.00	292.50	622.50	382.50	1002.50	45.00
07/16	187.75	209.00	187.00	202.50	312.50	587.50	492.50	522.50	570.00	85.00	140.00	290.00	622.50	382.50	980.00	46.50
07/23	188.83	208.75	185.00	203.42	312.50	587.50	492.50	522.50	570.00	85.00	140.00	290.00	622.50	382.50	980.00	46.50
07/30	187.00	207.75	185.00	205.50	312.50	587.50	492.50	522.50	570.00	85.00	140.00	290.00	622.50	370.00	980.00	46.50
08/06	185.50	205.63	185.25	204.00	302.50	565.00	472.50	512.50	565.00	85.00	140.00	282.50	602.50	375.00	975.00	45.00
08/13	183.75	203.50	185.00	204.00	307.50	577.50	467.50	505.00	562.50	85.00	140.00	282.50	602.50	375.00	955.00	45.00
08/20	185.00	204.88	184.25	205.75	307.50	577.50	467.50	505.00	577.50	85.00	142.50	282.50	602.50	380.00	965.00	45.00
08/27	185.25	207.67	185.00	206.00	307.50	582.50	475.00	515.00	585.00	90.00	145.00	282.50	602.50	400.00	965.00	46.50
09/03	185.25	208.75	185.50	213.00	315.00	600.00	497.50	527.50	587.50	95.00	150.00	297.50	610.00	410.00	975.00	48.00
09/10	188.67	208.83	186.75	215.00	317.50	617.50	500.00	532.50	592.50	102.00	150.00	295.00	607.50	425.00	975.00	48.00
09/17	190.50	210.50	186.50	211.00	325.00	625.00	500.00	532.50	615.00	110.00	152.50	300.00	612.50	432.50	980.00	49.00
09/24	192.33	214.38	187.75	225.75	330.00	630.00	520.00	547.50	615.00	110.00	162.50	310.00	637.50	475.00	987.50	49.00
10/01	195.00	219.00	191.25	227.00	335.00	630.00	525.00	552.50	615.00	105.00	165.00	317.50	650.00	525.00	987.50	45.00
10/08	194.50	218.63	189.75	212.00	335.00	630.00	525.00	552.50	615.00	105.00	165.00	317.50	650.00	525.00	987.50	48.00
10/15	202.00	219.38	196.50	231.25	335.00	630.00	525.00	552.50	615.00	105.00	165.00	317.50	650.00	500.00	987.50	48.00
10/22	197.00	219.88	194.25	230.00	335.00	630.00	525.00	552.50	615.00	107.50	165.00	317.50	650.00	527.50	975.00	49.00
10/29	197.00	220.13	191.75	222.75	335.00	630.00	525.00	550.00	612.50	105.00	165.00	317.50	650.00	500.00	975.00	49.00
11/05	198.00	220.75	193.00	225.75	335.00	630.00	525.00	550.00	612.50	102.50	165.00	317.50	650.00	500.00	962.50	49.00
11/12	199.00	220.38	195.25	221.00	335.00	630.00	525.00	550.00	612.50	102.50	165.00	317.50	650.00	500.00	962.50	49.00
11/19	197.75	220.38	192.00		335.00	630.00	525.00	550.00	612.50	102.50	165.00	317.50	650.00	500.00	900.00	49.00
11/26	197.50	220.38	192.50	221.00	335.00	630.00	525.00	550.00	617.50	102.50	165.00	317.50	637.50	500.00	885.00	49.00
12/03	197.00	221.63	192.25	219.75	335.00	630.00	525.00	550.00	617.50	102.50	165.00	317.50	637.50	500.00	885.00	49.00
12/10	196.50	220.38	190.75	218.00	325.00	630.00	512.50	545.00	592.50	102.50	150.00	317.50	637.50	500.00	870.00	49.00
12/17	196.00	220.00	188.50	218.88	327.50	630.00	512.50	542.50	595.00	100.00	150.00	317.50	637.50	492.50	855.00	51.50
12/24	195.00	220.00	188.50	215.00	327.50	630.00	502.50	535.00	585.00	100.00	150.00	317.50	637.50	492.50	842.50	51.50
12/31	193.50	218.17	188.50	215.50	327.50	630.00	502.50	535.00	585.00	100.00	150.00	317.50	637.50	492.50	842.50	51.50
1999	190.33	212.80	187.86	216.24	309.04	560.48	513.22	541.39	602.26	106.13	154.23	301.63	621.59	458.85	946.30	47.77
1998	162.71	184.87	163.20	179.98	262.55	459.66	429.90	458.99	517.84	92.60	144.28	261.54	551.39	365.87	750.05	53.51

* Special Fed, Hot Basis, Choice & Prime

All averages reflect simple averages.

Veal Market Statistics

Distributive & Boxed Veal Cuts (Ch & Pr Special-Fed)

1999 Boxed Veal Cuts - North Central Basis														
Week Ending	Loins Trmrd	Strips 4x4Bnls	Short 0x0 Tender	Rack 7-Rib	Ribeye	Sq-Cut Chuck	Chuck Rolls	Shoulder Clod	Legs Single	Legs TBS	Legs BHS	Top Rnd Trmrd	Butt Tender	Veal Trim
01/08	490.00	1165.00	1157.50	509.00	1337.50	85.00	220.00	277.50	275.00	565.00	402.50	812.50	1030.00	60.00
01/15	490.00	1165.00	1110.00	520.00	1337.50	90.00	220.00	277.50	280.00	565.00	412.50	812.50	1015.00	60.00
01/22	490.00	1165.00	1110.00	522.50	1375.00	90.00	220.00	277.50	280.00	577.50	417.50	832.50	1015.00	60.00
01/29	510.00	1187.50	1120.00	528.50	1387.50	117.50	225.00	280.00	287.50	577.50	427.50	833.50	1045.00	62.50
02/05	515.00	1205.00	1122.50	532.50	1387.50	117.50	227.50	280.00	302.50	592.50	447.50	860.00	1007.50	62.50
02/12	517.50	1205.00	1140.00	535.00	1400.00	127.50	232.50	287.50	310.00	610.00	475.00	882.50	1007.50	62.50
02/19	517.50	1205.00	1140.00	550.00	1400.00	140.00	232.50	287.50	320.00	607.50	497.50	927.50	1007.50	62.50
02/26	525.00	1200.00	1140.00	570.00	1500.00	145.00	235.00	290.00	330.00	607.50	505.00	960.00	1035.00	63.50
03/05	525.00	1212.50	1143.00	563.50	1427.50	140.00	235.00	296.00	328.50	625.00	525.00	962.50	1032.50	63.50
03/12	529.00	1215.00	1143.00	569.50	1452.50	141.00	236.00	296.00	332.00	635.00	530.00	987.00	1040.00	65.00
03/19	537.00	1225.00	1143.00	573.00	1466.00	139.50	238.50	303.50	332.00	645.00	535.00	989.50	1040.00	66.00
03/26	532.50	1222.50	1143.00	574.50	1467.50	139.50	238.50	307.50	334.50	645.00	535.00	989.50	1045.00	66.00
04/02	527.50	1199.50	1143.00	575.00	1467.50	137.00	238.50	310.00	334.50	645.00	535.00	989.50	1045.00	66.00
04/09	522.50	1199.50	1140.00	572.00	1467.50	131.50	238.50	310.00	334.50	645.00	517.50	989.50	1035.00	66.00
04/16	515.00	1197.00	1112.50	572.00	1467.50	126.50	238.50	310.00	329.50	645.00	512.50	989.50	1035.00	66.00
04/23	502.50	1177.00	1110.00	560.50	1467.50	124.00	238.50	310.00	327.00	645.00	492.50	982.00	1027.50	59.00
04/30	500.00	1152.50	1137.50	560.50	1467.50	119.00	238.50	310.00	322.00	617.00	475.00	974.50	1000.00	59.00
05/07	497.50	1152.50	1137.50	560.50	1467.50	114.00	238.50	305.00	322.00	617.00	470.00	974.50	1000.00	59.00
05/14	497.50	1152.50	1137.50	560.50	1467.50	114.00	238.50	302.50	322.00	617.00	470.00	974.50	1000.00	59.00
05/21	502.50	1150.00	1137.50	565.00	1498.50	110.00	238.50	302.50	320.00	595.00	462.50	972.50	987.50	59.00
05/28	502.50	1150.00	1137.50	560.00	1498.50	110.00	238.50	302.50	320.00	595.00	462.50	972.50	987.50	59.00
06/04	510.00	1177.50	1137.50	562.50	1498.50	107.50	237.50	295.00	320.00	608.00	462.50	972.50	987.50	59.00
06/11	532.50	1187.50	1137.50	564.00	1500.00	105.00	237.50	295.00	317.50	627.50	465.00	972.50	992.50	59.00
06/18	550.00	1202.50	1137.50	564.00	1500.00	100.00	237.50	295.00	317.50	627.50	465.00	975.00	1062.50	62.50
06/25	565.00	1225.00	1140.00	565.00	1500.00	97.50	237.50	305.00	317.50	607.00	447.50	997.50	1062.50	63.50
07/02	577.50	1270.00	1140.00	565.00	1500.00	95.00	237.50	305.00	315.00	607.00	435.00	997.50	1062.50	63.50
07/09	595.00	1300.00	1140.00	565.00	1500.00	95.00	237.50	305.00	315.00	607.00	435.00	997.50	1062.50	63.50
07/16	595.00	1304.00	1140.00	560.00	1500.00	97.50	237.50	305.00	315.00	597.00	442.50	997.50	1062.50	63.50
07/23	595.00	1309.00	1140.00	560.00	1500.00	97.50	237.50	305.00	315.00	597.00	442.50	1000.00	1062.50	63.50
07/30	595.00	1309.00	1140.00	557.50	1500.00	97.50	237.50	305.00	315.00	597.00	442.50	1000.00	1062.50	63.50
08/06	595.00	1309.00	1137.50	537.50	1500.00	90.00	232.50	275.00	301.50	572.00	417.50	982.50	1062.50	61.00
08/13	592.50	1304.00	1127.50	537.50	1495.00	90.00	227.50	270.00	301.50	570.00	412.50	972.50	1062.50	55.00
08/20	592.50	1304.00	1120.00	537.50	1495.00	90.00	227.50	270.00	305.00	572.50	412.50	972.50	1062.50	56.50
08/27	605.00	1310.00	1125.00	540.00	1495.00	95.00	227.50	270.00	306.50	572.50	425.00	985.00	1057.50	56.50
09/03	612.50	1317.50	1125.00	540.00	1495.00	97.50	227.50	282.50	306.50	572.50	437.50	982.50	1057.50	56.50
09/10	625.00	1337.50	1125.00	540.00	1495.00	102.50	227.50	282.50	310.00	617.00	437.50	995.00	1062.50	56.50
09/17	625.00	1342.50	1125.00	540.00	1495.00	106.00	227.50	297.50	315.00	617.00	462.50	995.00	1072.50	60.00
09/24	627.50	1350.00	1125.00	555.00	1507.50	111.50	232.50	307.50	320.00	622.50	487.50	995.00	1077.50	60.00
10/01	627.50	1357.50	1125.00	560.00	1507.50	111.50	232.50	307.50	322.50	622.50	511.50	995.00	989.00	60.00
10/08	627.50	1357.50	1125.00	562.50	1507.50	110.00	232.50	307.50	322.50	622.50	512.50	995.00	989.00	60.00
10/15	637.50	1370.00	1125.00	562.50	1512.50	111.00	232.50	293.50	322.50	630.00	512.50	995.00	989.00	57.50
10/22	637.50	1370.00	1125.00	557.50	1512.50	108.50	232.50	293.50	322.50	630.00	512.50	985.00	989.00	60.00
10/29	640.00	1370.00	1125.00	557.50	1517.50	108.50	232.50	293.50	325.00	635.00	512.50	985.00	989.00	60.00
11/05	640.00	1370.00	1125.00	557.50	1517.50	108.50	232.50	293.50	325.00	635.00	512.50	985.00	989.00	60.00
11/12	640.00	1370.00	1112.50	557.50	1517.50	106.00	232.50	293.50	325.00	635.00	512.50	982.50	989.00	60.00
11/19	637.50	1367.50	1112.50	557.50	1517.50	106.00	232.50	293.50	325.00	635.00	512.50	965.00	989.00	60.00
11/26	637.50	1367.50	1112.50	557.50	1517.50	106.00	232.50	293.50	325.00	635.00	512.50	965.00	989.00	60.00
12/03	642.50	1367.50	1112.50	557.50	1517.50	106.00	232.50	293.50	325.00	635.00	512.50	962.50	989.00	60.00
12/10	645.00	1367.50	1112.50	557.50	1517.50	106.00	232.50	293.50	325.00	635.00	510.00	950.00	1000.00	60.00
12/17	625.00	1355.00	1112.50	557.50	1517.50	105.00	232.50	293.50	325.00	630.00	500.00	900.00	1020.00	60.00
12/24	625.00	1355.00	1112.50	557.50	1517.50	102.50	232.50	293.50	325.00	630.00	500.00	900.00	1020.00	60.00
12/31	625.00	1360.00	1112.50	557.50	1517.50	102.50	232.50	293.50	325.00	630.00	500.00	900.00	1020.00	60.00
1999	569.68	1266.67	1129.18	554.65	1478.83	110.22	233.26	294.81	317.25	613.55	476.38	960.07	1025.38	60.90
1998	479.95	1150.51	1080.38	472.88	1302.81	100.72	215.56	280.53	274.04	548.27	380.51	760.19	1029.04	61.48

All averages reflect simple averages.

1999

NATIONAL CARLOT MEAT TRADE
REVIEW

Livestock Statistical Data



Livestock and Seed Program
Livestock and Grain Market News Service
Des Moines, Iowa

Direct Live Cattle Market Statistics
5-Area Direct Live Cattle *

1999	Price				Weight				Head Count				
Price Ending	Live Steer	Live Heifer	Drsd Steer	Drsd Heifer	Live Steer	Live Heifer	Drsd Steer	Drsd Heifer	Live Steer	Live Heifer	Drsd Steer	Drsd Heifer	Total
01/08	60.82	60.81	96.05	96.04	1241	1127	1300	1183	84,994	59,694	54,984	44,061	243,733
01/15	61.93	61.97	99.62	99.44	1239	1126	1301	1174	87,977	73,828	65,488	62,940	290,233
01/22	61.64	61.68	98.02	97.95	1242	1131	1307	1206	57,433	44,659	33,793	24,081	159,966
01/29	60.73	60.73	96.17	96.13	1254	1157	1308	1181	64,061	52,506	58,226	42,927	217,720
02/05	62.43	62.47	97.83	97.87	1260	1145	1308	1194	73,850	59,384	60,402	63,751	257,387
02/12	63.62	63.64	99.46	99.44	1253	1142	1312	1204	53,816	37,035	49,055	43,393	183,299
02/19	62.72	62.83	98.76	98.77	1263	1151	1315	1203	90,302	77,537	50,877	58,400	277,116
02/26	62.95	63.01	99.55	99.53	1257	1143	1300	1202	90,452	60,538	64,798	56,381	272,169
03/05	64.64	64.67	101.92	102.04	1254	1159	1295	1181	92,127	64,396	37,891	44,625	239,039
03/12	65.95	66.00	104.82	104.81	1240	1140	1301	1183	68,640	51,316	42,596	46,744	209,296
03/19	64.98	64.98	103.65	103.52	1256	1144	1311	1213	41,063	39,747	23,238	15,383	119,431
03/26	64.10	64.11	103.28	103.04	1251	1178	1303	1190	85,469	59,502	43,458	48,198	236,627
04/02	64.64	64.67	103.49	103.50	1246	1130	1298	1193	85,462	70,850	54,934	39,843	251,089
04/09	65.75	65.76	103.99	103.92	1257	1138	1300	1185	68,545	53,334	37,756	21,313	180,948
04/16	65.01	65.06	103.80	103.64	1247	1138	1309	1182	60,162	46,532	57,198	41,021	204,913
04/23	65.03	65.04	103.66	103.63	1252	1131	1289	1184	82,414	51,060	57,106	41,633	232,213
04/30	65.87	65.91	104.00	104.04	1259	1144	1277	1164	90,748	61,412	55,573	49,205	256,938
05/07	64.91	64.86	103.15	103.15	1253	1124	1272	1159	71,436	51,389	56,243	47,484	226,552
05/14	63.92	63.89	100.97	101.04	1222	1112	1249	1155	81,450	53,741	50,965	40,370	226,526
05/21	64.87	64.85	101.35	101.48	1261	1146	1251	1149	79,326	62,810	43,532	30,571	216,239
05/28	65.63	65.66	102.28	102.43	1246	1140	1264	1139	83,498	69,104	63,040	48,638	264,280
06/04	65.85	65.85	102.89	103.25	1261	1130	1273	1150	87,948	63,211	44,110	30,558	225,827
06/11	66.75	66.77	104.52	104.65	1247	1128	1267	1155	94,759	68,909	51,025	43,278	257,971
06/18	66.69	66.76	104.92	104.99	1237	1129	1259	1131	72,921	55,832	43,492	33,717	205,962
06/25	65.72	65.79	103.47	103.41	1251	1130	1264	1153	67,664	52,091	50,942	38,558	209,255
07/02	63.95	63.98	101.16	101.19	1237	1103	1255	1146	68,343	46,663	43,860	41,391	200,257
07/09	63.79	63.81	99.86	100.06	1259	1148	1268	1145	84,412	53,546	41,563	34,210	213,731
07/16	64.03	63.98	100.77	100.82	1260	1158	1275	1154	88,105	66,288	49,604	50,275	254,272
07/23	64.56	64.51	101.06	100.98	1262	1139	1278	1162	64,099	46,576	39,206	36,642	186,523
07/30	65.05	64.97	102.36	102.48	1254	1135	1273	1147	84,811	59,703	48,285	42,596	235,395
08/06	64.89	64.88	102.20	101.95	1251	1144	1269	1151	60,608	53,779	26,069	19,201	159,657
08/13	65.05	64.71	102.59	102.72	1253	1155	1269	1173	90,312	72,973	54,642	51,487	269,414
08/20	65.24	65.12	103.29	103.21	1255	1131	1274	1143	60,835	53,483	43,285	30,428	188,031
08/27	65.56	65.57	103.63	103.65	1247	1144	1278	1151	90,476	70,844	61,887	54,486	277,693
09/03	65.85	65.85	103.45	103.58	1266	1148	1285	1147	57,031	55,140	38,343	30,430	180,944
09/10	65.89	65.97	103.62	103.74	1267	1153	1295	1159	90,132	71,866	45,897	39,884	247,779
09/17	66.07	66.12	104.65	104.75	1257	1153	1294	1164	79,221	63,422	49,590	43,867	236,100
09/24	65.06	65.10	103.81	103.84	1259	1137	1300	1173	69,137	60,726	38,355	47,071	215,289
10/01	66.66	66.68	104.98	105.03	1264	1151	1300	1166	87,192	69,112	59,096	39,483	254,883
10/08	68.08	68.13	107.31	107.51	1257	1153	1301	1172	73,345	62,721	49,198	51,988	237,252
10/15	70.50	70.54	110.82	111.09	1268	1159	1292	1185	82,591	64,959	47,018	43,003	237,571
10/22	70.23	70.23	110.43	110.61	1268	1137	1292	1175	66,366	58,850	30,366	33,431	189,013
10/29	69.04	69.05	108.42	108.74	1257	1156	1309	1186	66,068	60,256	41,287	38,317	205,928
11/05	69.30	69.31	109.36	109.55	1268	1156	1296	1173	64,317	65,202	47,475	42,867	219,861
11/12	69.69	69.77	109.37	109.67	1271	1161	1296	1180	65,529	67,832	38,678	39,618	211,657
11/19	70.79	70.82	111.70	111.86	1250	1128	1305	1182	63,259	58,263	46,919	32,609	201,050
11/26	70.85	70.88	112.23	112.37	1256	1141	1296	1180	60,317	54,976	29,319	27,494	172,106
12/03	70.25	70.29	112.99	112.54	1276	1159	1299	1184	58,401	49,931	37,731	34,057	180,120
12/10	69.86	69.91	110.94	110.92	1279	1165	1307	1188	61,035	48,827	38,385	29,572	177,819
12/17	68.66	68.75	109.19	109.03	1272	1165	1306	1196	56,013	48,258	32,597	37,296	174,164
12/24	68.02	68.04	108.02	107.86	1276	1164	1312	1209	36,710	27,491	29,959	22,316	116,476
12/31	67.76	68.09	108.06	108.12	1263	1165	1323	1208	65,998	45,990	37,004	32,311	181,303
1999	65.66	65.81	103.61	103.68	1255	1144	1289	1173	3,811,180	2,998,094	2,396,340	2,083,403	11,289,017
1998	61.62	61.66	98.38	98.47	1220	1110	1290	1164	3,548,983	2,639,859	2,812,835	1,872,862	10,874,539

All averages reflect true weighted averages for weeks running Monday-Friday.

5-Area = TX-OK, KS, NE, IA-Sth MN, and CO.

National Carcass Discounts & Premiums Slaughter Steers and Heifers

1999	Quality				Cutability					Carcass Weight			
Week Ending	From Choice				YG 1-2	YG 2-3	YG 3-4	YG 4-5	YG 5 <	From 550-950 lbs.			
	Prime	Avg CH <	Select	Standard	<.1" fat	<.4" fat	<.8" fat	<1.2" fat	>1.2" fat	400-500	500-550	950-1000	> 1000
01/08	5.67	1.42	-6.12	-15.49	1.67	0.83	-0.25	-15.00	-20.00	-20.67	-17.33	-15.83	-21.67
01/15	5.67	1.25	-5.60	-14.97	1.67	0.83	-0.25	-15.00	-20.00	-20.67	-17.33	-15.83	-21.67
01/22	5.67	1.25	-5.81	-15.02	1.67	0.83	-0.25	-15.00	-20.00	-20.67	-17.33	-16.00	-21.83
01/29	5.67	1.25	-5.50	-14.71	1.67	0.83	-0.25	-15.33	-20.33	-20.67	-17.33	-16.17	-22.00
02/05	5.67	1.25	-4.31	-13.52	1.67	0.83	-0.25	-15.50	-20.50	-20.67	-17.33	-16.33	-22.17
02/12	5.67	1.25	-3.86	-13.11	1.67	0.83	-0.25	-15.67	-20.67	-20.67	-17.33	-16.50	-22.33
02/19	5.67	1.25	-3.29	-12.71	1.67	0.83	-0.25	-15.33	-20.33	-20.67	-17.33	-16.17	-22.00
02/26	5.67	1.25	-3.12	-12.70	1.67	0.83	-0.25	-15.50	-20.50	-20.67	-17.33	-16.33	-22.17
03/05	5.67	1.25	-2.59	-12.25	1.67	0.83	-0.25	-15.67	-20.67	-20.67	-17.33	-16.50	-22.33
03/12	5.67	1.25	-2.29	-11.96	1.67	0.83	-0.25	-15.67	-20.67	-20.67	-17.33	-16.50	-22.33
03/19	5.67	1.25	-2.21	-11.87	1.67	0.83	-0.25	-15.83	-20.83	-20.67	-17.33	-16.67	-22.50
03/26	5.67	1.25	-2.37	-12.04	1.67	0.83	-0.25	-15.83	-20.83	-20.67	-17.33	-16.67	-22.50
04/02	5.67	1.25	-2.46	-12.04	1.67	0.83	-0.25	-15.67	-20.67	-20.67	-17.33	-17.50	-23.33
04/09	5.67	1.25	-3.09	-12.63	1.67	0.83	-0.25	-15.67	-20.67	-20.67	-17.33	-17.50	-23.33
04/16	5.67	1.25	-3.94	-13.48	1.67	0.83	-0.25	-15.67	-20.67	-20.67	-17.33	-17.50	-23.33
04/23	5.67	1.25	-4.44	-14.44	1.67	0.83	-0.25	-15.67	-20.67	-20.67	-17.33	-17.50	-23.33
04/30	5.67	1.25	-5.79	-15.29	1.67	0.83	-0.25	-15.17	-20.17	-20.67	-17.33	-17.33	-23.17
05/07	5.67	1.25	-6.81	-16.14	1.67	0.83	-0.25	-15.17	-20.17	-20.67	-17.33	-17.33	-23.17
05/14	5.67	1.25	-7.76	-16.96	1.67	0.83	-0.25	-15.17	-20.17	-20.67	-17.33	-17.33	-23.17
05/21	5.67	1.25	-8.31	-17.15	1.67	0.83	-0.25	-15.17	-20.17	-20.67	-17.33	-17.33	-23.17
05/28	5.67	1.25	-8.82	-17.48	1.67	0.83	-0.25	-14.50	-19.50	-20.67	-17.33	-17.17	-23.00
06/04	5.67	1.25	-9.89	-18.56	1.67	0.83	-0.25	-14.50	-19.50	-20.67	-17.33	-17.17	-23.00
06/11	5.67	1.25	-10.47	-19.64	1.67	0.83	-0.25	-14.50	-19.50	-20.67	-17.33	-17.17	-23.00
06/18	5.17	1.25	-10.75	-19.41	1.67	0.75	-0.25	-14.50	-19.50	-20.67	-17.33	-17.17	-23.00
06/25	5.17	1.25	-10.92	-19.59	1.67	0.75	-0.25	-14.50	-19.50	-20.67	-17.33	-17.17	-23.00
07/02	5.17	1.25	-11.05	-19.71	1.67	0.75	-0.25	-14.50	-19.50	-20.67	-17.33	-17.17	-23.00
07/09	5.17	1.25	-10.70	-19.37	1.67	0.75	-0.25	-14.50	-19.50	-20.67	-17.33	-17.17	-23.00
07/16	5.17	1.25	-10.00	-18.83	1.67	0.75	-0.25	-14.67	-19.67	-20.67	-17.33	-17.00	-22.83
07/23	3.83	1.33	-10.08	-18.92	1.67	0.75	-0.25	-14.67	-19.67	-20.67	-17.33	-17.00	-22.83
07/30	3.83	1.33	-9.74	-18.65	1.67	0.75	-0.25	-15.33	-20.33	-20.67	-17.33	-17.67	-23.50
08/06	3.83	1.33	-9.51	-18.43	1.67	0.75	-0.25	-15.33	-20.33	-20.67	-17.33	-17.67	-23.50
08/13	4.33	1.33	-9.48	-18.40	1.67	0.75	-0.25	-15.33	-20.33	-20.67	-17.33	-17.67	-23.50
08/20	4.33	1.33	-9.70	-18.45	1.67	0.75	-0.25	-15.33	-20.33	-20.67	-17.33	-17.67	-23.50
08/27	4.67	1.33	-9.88	-18.63	1.67	0.75	-0.25	-15.33	-20.33	-20.67	-17.33	-17.67	-23.50
09/03	4.67	1.33	-10.00	-18.67	1.67	0.75	-0.25	-15.83	-20.83	-20.67	-17.33	-18.17	-24.00
09/10	4.67	1.33	-10.00	-18.67	1.67	0.75	-0.25	-16.50	-21.50	-20.67	-17.33	-18.33	-24.17
09/17	4.67	1.33	-10.80	-19.30	1.67	0.75	-0.25	-16.67	-21.67	-20.67	-17.33	-18.33	-24.17
09/24	4.67	1.33	-11.83	-20.33	1.67	0.75	-0.25	-16.67	-21.67	-20.67	-17.33	-18.33	-24.17
10/01	5.17	1.33	-12.33	-21.00	1.67	0.75	-0.25	-16.83	-21.83	-20.67	-17.33	-18.67	-24.50
10/08	6.00	1.33	-12.95	-21.62	1.67	0.75	-0.25	-17.33	-22.33	-20.67	-17.33	-18.00	-23.83
10/15	5.50	1.33	-13.38	-22.04	1.67	0.75	-0.25	-17.67	-22.67	-20.67	-17.33	-18.33	-24.17
10/22	5.50	1.33	-13.92	-22.59	1.67	0.75	-0.25	-17.83	-22.83	-20.67	-17.33	-18.50	-24.33
10/29	5.50	1.33	-14.58	-23.25	1.67	0.75	-0.25	-17.83	-22.83	-20.67	-17.33	-18.50	-24.33
11/05	5.50	1.33	-14.50	-23.17	1.67	0.75	-0.25	-17.83	-22.83	-20.67	-17.33	-18.50	-24.33
11/12	5.50	1.33	-14.33	-23.00	1.67	0.75	-0.25	-17.83	-22.83	-20.67	-17.33	-18.50	-24.33
11/19	5.17	1.33	-14.08	-22.75	1.67	0.75	-0.25	-17.83	-22.83	-20.67	-17.33	-18.50	-24.33
11/26	5.00	1.33	-13.33	-22.17	1.67	0.75	-0.25	-17.50	-22.50	-20.67	-17.33	-18.17	-24.00
12/03	5.00	1.33	-13.25	-21.92	1.67	0.75	-0.25	-17.17	-22.17	-20.67	-17.33	-17.83	-23.67
12/10	4.50	1.33	-12.71	-21.38	1.67	0.75	-0.25	-17.17	-22.17	-20.67	-17.33	-17.83	-23.67
12/17	4.33	1.33	-12.25	-21.25	1.67	0.75	-0.25	-17.00	-22.00	-20.67	-17.33	-17.83	-23.67
12/24	4.33	1.33	-11.58	-20.58	1.67	0.75	-0.25	-16.50	-21.50	-20.67	-17.33	-17.17	-23.00
12/31	4.33	1.33	-10.56	-19.50	1.67	0.75	-0.25	-16.33	-21.33	-20.67	-17.33	-17.00	-22.83
1999	5.21	1.29	-8.79	-17.80	1.67	0.79	-0.25	-15.86	-20.86	-20.67	-17.33	-17.38	-23.21
1998	5.63	1.20	-6.28	-17.00	1.72	0.86	-0.25	-15.10	-20.50	-21.01	-17.08	-17.16	-21.39

Based on individual packer's buying programs. Values reflect average weekly adjustments to base prices, dollars per cwt. on a carcass basis.

Slaughter Sheep & Hog Market Statistics

Weekly Averages & Head Counts

1999	Auction Lambs		Direct Lambs				IA-Sth MN Direct Hogs				Western Cornbelt			
Week Ending	San Angelo	Midwest Markets	Calif. Rcpts	Markets Price	Midwest Rcpts	Markets Price	49-51% Base Plant	Sows 500/up	Iowa Receipts	Avg Weight	185#	Carcass	Lean	Value Mean
											53-54%	51-52%	49-50%	47-48%
01/08	71.00	67.75	N/A	No Test	2,600	65.25	27.41	19.90	398,000	259.0	30.13	28.73	26.87	25.38
01/15	72.25	67.50	1,600	66.75	4,600	67.50	37.42	21.80	448,000	258.2	41.35	39.69	37.75	36.24
01/22	67.50	No Test	3,200	66.75	2,850	68.00	39.00	22.00	498,000	258.1	42.78	41.09	39.15	37.62
01/29	67.50	62.00	2,400	67.50	2,700	62.00	38.33	20.50	452,000	257.6	41.78	39.99	38.05	36.56
02/05	67.50	62.00	13,400	66.50	2,700	61.00	35.35	19.30	431,000	257.6	39.32	37.13	35.15	33.34
02/12	68.50	61.00	14,800	67.50	3,200	61.00	38.88	20.00	434,000	257.6	42.75	40.67	38.66	36.94
02/19	62.50	62.00	24,300	69.00	2,700	61.13	35.64	19.85	432,000	258.3	39.35	37.48	35.50	33.90
02/26	63.50	63.13	31,100	68.50	2,900	61.50	35.75	20.50	432,000	257.4	39.15	37.79	36.14	34.45
03/05	64.50	63.13	17,700	68.00	3,950	61.17	33.45	22.30	455,000	258.4	37.01	35.67	34.03	32.38
03/12	63.50	63.63	39,700	65.75	2,900	61.50	33.80	23.00	456,000	258.0	37.57	36.23	34.58	32.92
03/19	65.00	62.63	N/A	No Test	3,325	61.50	31.47	24.40	442,000	258.0	34.86	33.54	31.91	30.29
03/26	66.50	60.38	4,700	64.00	3,500	61.50	37.04	26.30	462,000	257.7	40.80	39.44	37.76	36.05
04/02	64.25	63.25	N/A	No Test	3,800	61.50	35.93	26.60	445,000	258.1	39.37	38.02	36.36	34.67
04/09	67.00	61.00	700	65.00	3,200	60.63	37.51	26.10	448,000	257.8	40.99	39.58	37.89	36.21
04/16	68.50	59.75	800	64.00	3,000	60.50	37.79	25.30	411,000	259.0	41.31	39.94	38.27	36.56
04/23	68.00	64.25	1,200	70.00	1,800	62.10	39.87	25.60	447,000	258.8	43.75	42.37	40.68	38.92
04/30	69.00	70.13	4,400	72.50	3,900	67.70	44.25	27.00	451,000	258.8	47.96	46.55	44.83	43.00
05/07	77.50	79.75	9,600	77.50	1,000	78.38	48.30	30.10	410,000	258.1	52.11	50.66	48.90	47.01
05/14	85.50	86.38	10,400	84.00	3,125	85.75	50.56	31.40	408,000	258.2	54.42	52.97	51.19	49.26
05/21	86.00	84.38	15,000	87.50	3,500	86.50	48.94	33.50	422,000	258.2	52.63	51.19	49.42	47.52
05/28	84.00	79.50	1,700	86.50	2,850	85.00	45.98	34.80	410,000	258.0	50.04	48.62	46.88	45.03
06/04	82.50	82.00	14,600	87.50	2,500	83.00	43.41	33.50	390,000	257.9	47.57	46.16	44.44	42.63
06/11	82.25	80.75	N/A	No Test	3,450	82.67	46.71	31.00	354,000	258.7	50.28	48.85	47.10	45.24
06/18	80.50	79.38	2,400	75.50	2,100	79.80	44.49	29.70	406,000	258.4	48.26	46.85	45.12	43.28
06/25	81.00	78.50	5,600	75.00	2,100	78.33	45.79	29.40	404,000	258.6	49.76	48.33	46.59	44.74
07/02	No Test	76.50	7,100	75.00	400	76.67	41.59	25.40	391,000	257.4	44.44	43.06	41.36	39.59
07/09	77.50	75.50	2,400	75.00	2,300	74.75	39.16	18.63	413,000	256.5	42.55	41.17	39.48	37.75
07/16	76.25	78.00	4,300	76.25	3,075	76.00	41.76	21.60	343,000	254.7	45.13	43.74	42.03	40.25
07/23	76.00	77.75	4,500	75.50	2,300	76.60	41.97	21.10	425,000	254.0	45.44	44.04	42.33	40.53
07/30	77.50	76.63	8,900	75.50	4,400	76.70	42.94	20.80	377,000	252.1	46.66	45.26	43.54	41.73
08/06	79.00	79.75	N/A	No Test	2,500	76.94	46.63	21.60	418,000	250.9	49.99	48.53	46.75	44.96
08/13	81.50	81.75	6,200	81.50	2,175	81.50	51.02	24.10	409,000	251.1	54.54	53.08	51.30	49.38
08/20	84.00	82.25	800	80.00	3,300	84.00	48.81	24.50	413,000	250.0	52.57	51.13	49.36	47.46
08/27	79.00	78.00	1,200	79.50	3,200	78.38	50.16	24.00	418,000	250.6	53.70	52.25	50.48	48.57
09/03	79.25	74.75	2,400	77.50	2,800	77.38	47.05	22.70	413,000	251.2	50.57	49.15	47.41	45.56
09/10	79.00	73.38	2,400	77.50	1,700	74.50	44.50	22.50	442,000	251.3	48.17	46.76	45.02	43.21
09/17	78.50	73.00	2,400	77.50	3,775	75.00	42.27	22.90	394,000	253.2	45.87	44.47	42.76	40.99
09/24	76.50	71.00	5,350	72.50	2,450	72.50	44.87	24.60	473,000	254.0	48.49	47.08	45.34	43.52
10/01	75.00	70.00	400	77.00	3,775	70.50	47.40	26.90	390,000	254.5	51.56	50.12	48.37	46.49
10/08	75.00	69.00	2,400	72.50	3,300	69.50	46.15	27.10	462,000	256.0	49.98	48.56	46.82	44.97
10/15	75.25	66.00	3,200	67.50	3,800	68.00	44.58	25.30	448,000	257.2	47.74	46.33	44.60	42.79
10/22	74.50	65.38	3,200	67.00	3,300	66.25	45.16	26.00	451,000	258.7	48.62	47.21	45.48	43.65
10/29	74.50	69.25	800	68.00	2,800	68.00	45.79	26.70	471,000	260.2	49.29	47.88	46.14	44.31
11/05	78.00	67.88	2,400	69.00	3,600	70.50	42.49	24.75	470,000	259.8	46.13	44.73	43.02	41.24
11/12	76.00	71.00	2,400	71.00	6,600	74.00	43.14	24.10	471,000	260.5	46.69	45.26	43.50	41.77
11/19	81.00	69.25	2,400	71.50	4,300	75.00	47.40	26.00	463,000	260.8	51.02	49.59	47.85	45.99
11/26	No Test	69.50	N/A	No Test	5,500	74.50	47.36	24.75	450,000	261.3	50.59	49.17	47.42	45.58
12/03	82.50	75.13	800	73.50	3,500	74.50	49.12	26.10	390,000	260.5	52.85	51.41	49.65	47.76
12/10	85.00	74.25	2,400	79.25	7,100	74.50	49.06	26.00	461,000	261.2	52.45	51.01	49.25	47.37
12/17	82.00	71.50	2,000	73.00	5,000	73.00	47.69	26.50	420,000	260.4	50.95	49.52	47.77	45.91
12/24	80.75	73.38	2,400	76.00	1,400	70.25	48.27	27.75	477,000	260.0	51.64	50.21	48.46	46.59
12/31	No Test	70.50	N/A	No Test	1,400	71.50	46.13	28.88	381,000	258.6	49.72	48.30	46.57	44.73
1999	75.09	71.46	292,050	73.42	164,000	71.65	42.80	25.10	22,280,000	257.1	46.40	44.93	43.18	41.40
1998	71.95	70.32	N/A	N/A	171,425	71.51	N/A	23.98	21,665,000	254.7	47.13	45.09	43.03	42.04

All averages reflect simple averages.

Note: Lambs=Choice & Prime 2-3 100-130 Lbs. Shorn & Woolled

1999

NATIONAL CARLOT MEAT TRADE
REVIEW

Stocks in Cold Storage



Livestock and Seed Program
Livestock and Grain Market News Service
Des Moines, Iowa

1999 Stocks in Cold Storage

Stocks in All Warehouses

Month	Beef				Pork									
	Boneless Beef	% of 1998	Beef Cuts	% of 1998	Picnics Bone-in	% of 1998	Hams Bone-in	% of 1998	Hams Boneless	% of 1998	Bellies	% of 1998	Loins Bone-in	% of 1998
January	226,968	78%	34,341	88%	11,733	78%	39,679	113%	38,978	110%	82,025	148%	21,241	159%
February	265,514	91%	34,787	80%	12,323	85%	18,302	45%	37,949	107%	92,496	167%	18,302	141%
March	269,821	94%	39,583	96%	8,568	74%	39,655	112%	36,549	84%	106,194	195%	15,871	128%
April	275,878	92%	41,096	111%	8,952	60%	70,720	169%	30,210	80%	109,521	187%	19,021	140%
May	269,349	98%	37,390	107%	8,450	65%	66,069	126%	50,547	128%	108,257	182%	16,035	151%
June	251,428	89%	46,903	141%	8,398	97%	77,681	142%	48,963	137%	93,383	180%	15,886	114%
July	245,393	92%	46,909	132%	6,214	62%	76,561	125%	58,456	132%	69,675	222%	12,000	119%
August	334,742	122%	43,124	131%	7,486	72%	85,644	128%	52,267	139%	34,814	235%	8,655	105%
September	255,512	89%	38,857	105%	7,925	47%	85,996	126%	49,466	137%	19,273	204%	8,360	110%
October	276,407	86%	46,067	124%	10,051	64%	72,246	126%	46,000	111%	22,489	137%	8,276	106%
November	267,198	92%	41,738	112%	13,827	124%	48,975	111%	33,845	104%	26,170	63%	11,090	79%
December*	269,349	101%	44,613	153%	6,785	57%	33,040	108%	27,991	85%	40,301	55%	15,197	81%

Month	Pork						Lamb & Veal							
	Loins Boneless	% of 1998	Butts	% of 1998	Ribs	% of 1998	Trim	% of 1998	Other	% of 1998	Veal	% of 1998	Lamb & Mutton	% of 1998
January	8,498	71%	13,060	127%	80,635	137%	66,612	86%	80,963	98%	4,522	66%	10,452	75%
February	10,088	92%	14,188	135%	78,937	124%	67,788	80%	94,391	110%	4,197	64%	12,134	79%
March	16,893	164%	17,651	157%	84,874	135%	65,268	74%	99,555	122%	4,416	72%	12,374	76%
April	12,939	135%	17,808	161%	79,006	133%	70,024	65%	109,892	140%	4,183	71%	13,146	81%
May	10,591	132%	14,101	123%	63,305	132%	60,253	61%	99,366	137%	3,590	73%	12,313	74%
June	11,787	146%	11,580	120%	43,107	111%	48,084	68%	102,040	145%	3,957	76%	16,188	101%
July	10,847	144%	9,207	127%	39,571	100%	43,634	70%	103,487	137%	4,069	79%	11,975	74%
August	8,830	121%	5,612	68%	31,825	88%	39,445	69%	92,300	117%	4,366	90%	12,240	84%
September	7,760	97%	7,067	88%	37,135	96%	46,387	83%	89,839	111%	3,802	74%	9,815	80%
October	8,004	115%	10,549	86%	46,560	97%	52,497	96%	91,020	108%	4,325	101%	9,210	73%
November	9,517	120%	11,338	61%	55,100	91%	52,459	86%	95,334	119%	4,361	86%	9,446	80%
December*	11,799	133%	10,482	66%	66,717	88%	55,204	75%	91,849	104%	5,122	95%	8,749	75%

Stock poundage in thousand pounds.

* December figures are preliminary estimates, all other months reflect actual totals.

Notes:

Loins, boneless: Includes pork tenderloins

Trimming: Includes 42% & 72% trimmings, boneless picnic meat, jowls, neckbone trim, and blade, cheek, head, and ham shank meat.

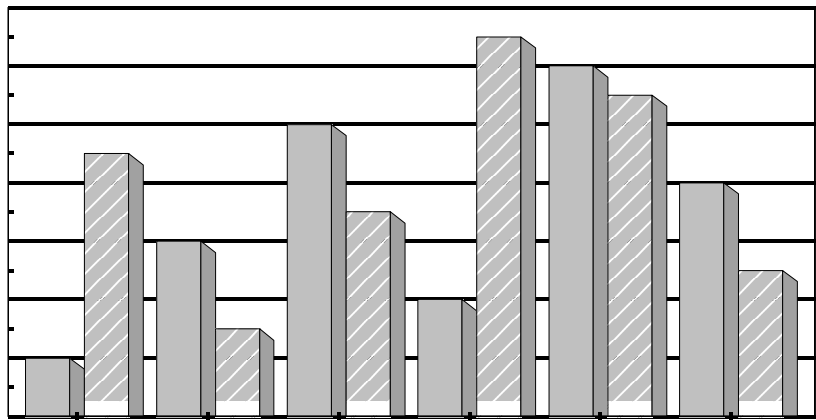
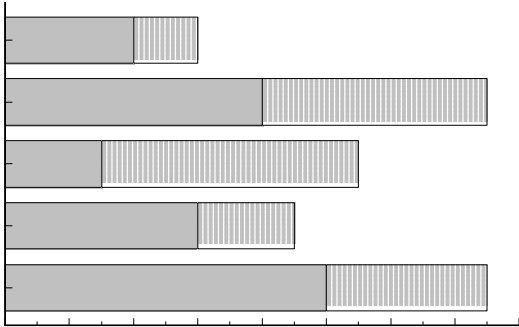
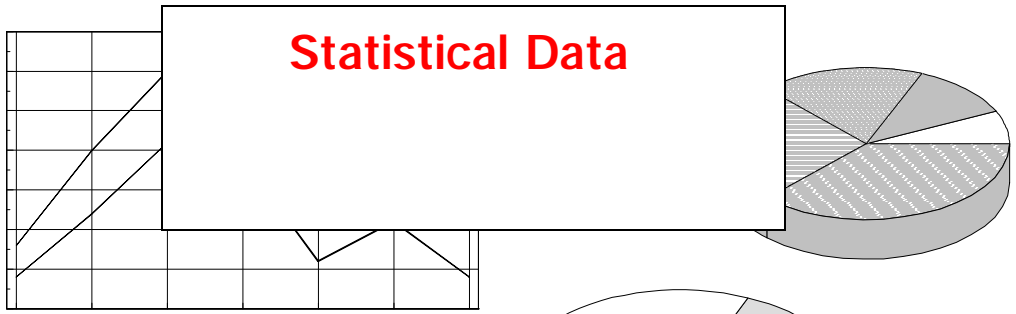
Other: Includes ears, tails, feet, neckbones, and snouts.

Variety Meats: Includes tongues, kidneys, livers, stomachs, chitterlings, hearts and salivary glands.

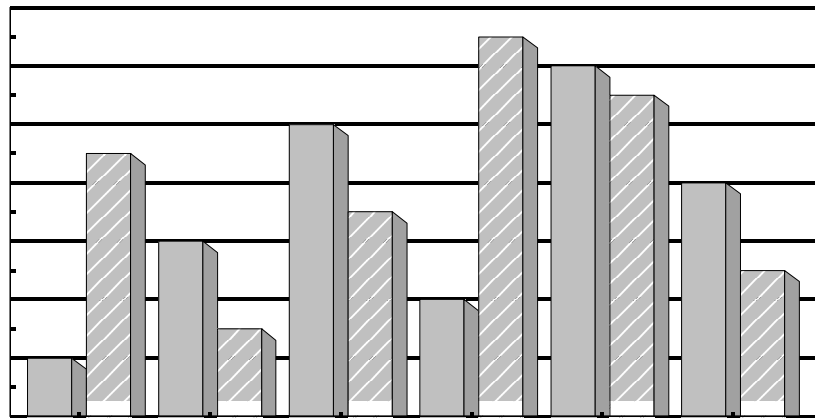
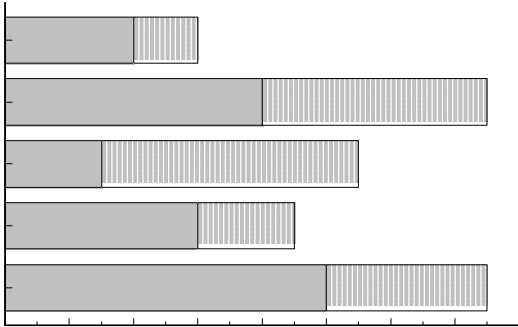
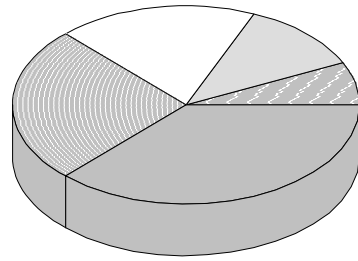
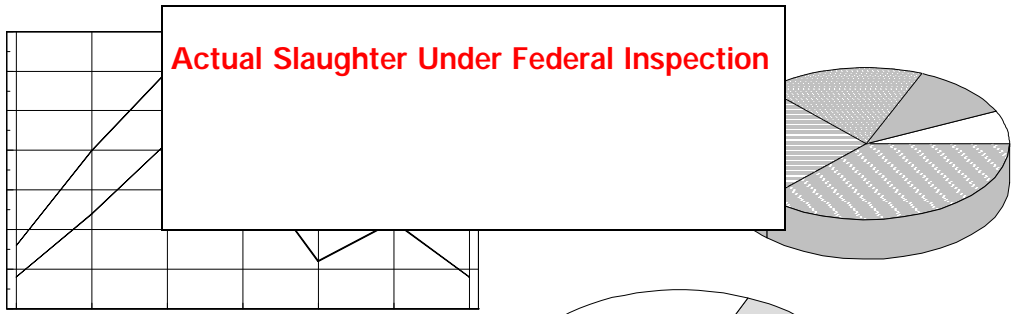
Hams, boneless includes full hams, bone removed, and individual muscles separated.

Source: USDA National Agricultural Statistics Service

Graph Section



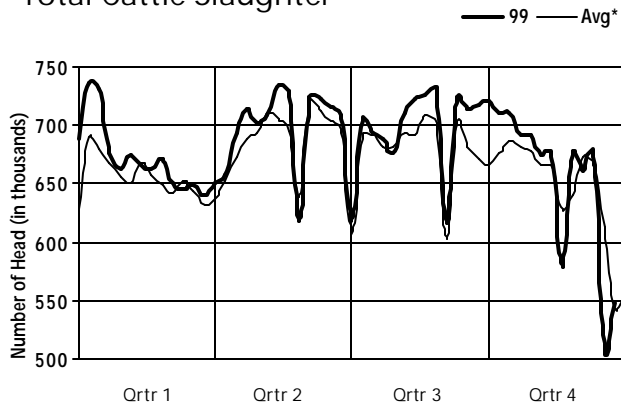
Graph Section



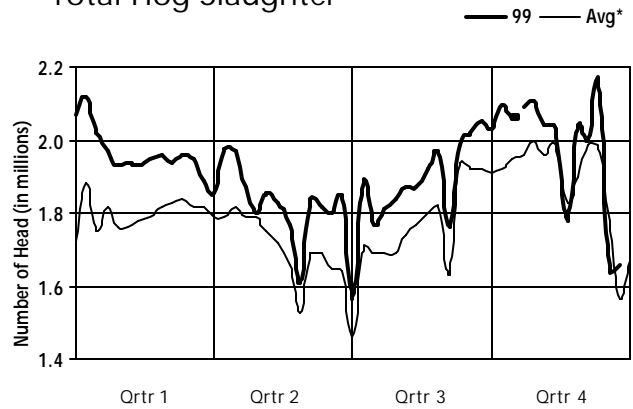
Actual Slaughter

Total Slaughter by Species

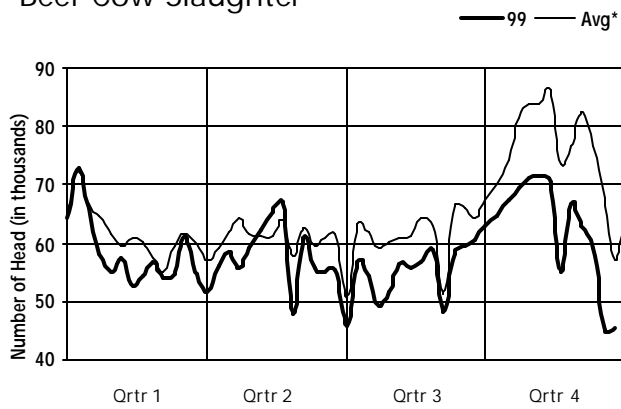
Total Cattle Slaughter



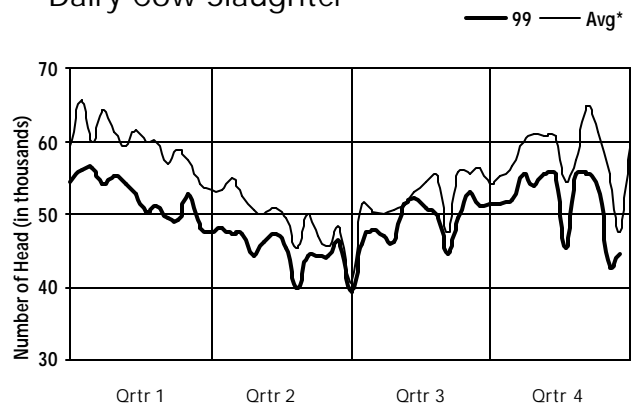
Total Hog Slaughter



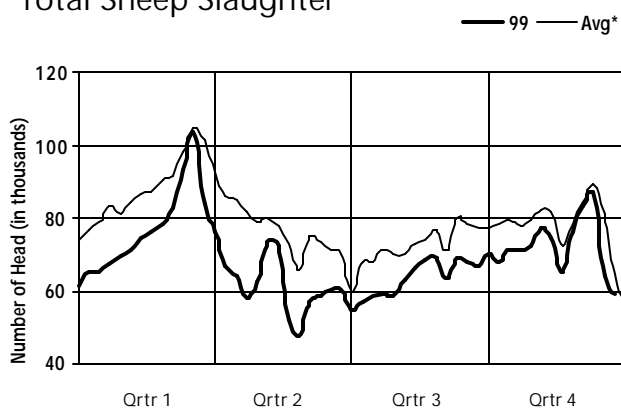
Beef Cow Slaughter



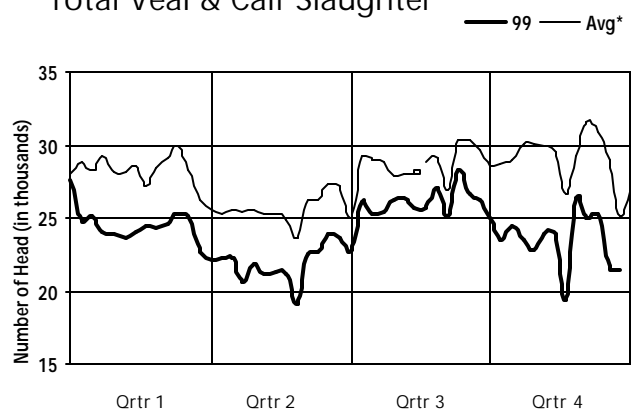
Dairy Cow Slaughter



Total Sheep Slaughter



Total Veal & Calf Slaughter



*Note: Avg = 5-year average (1994-1998)

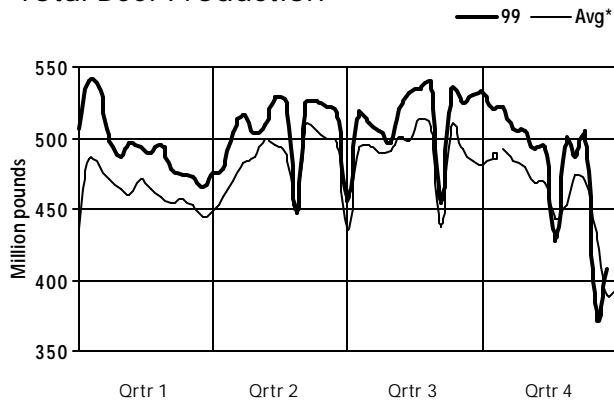


Actual Slaughter

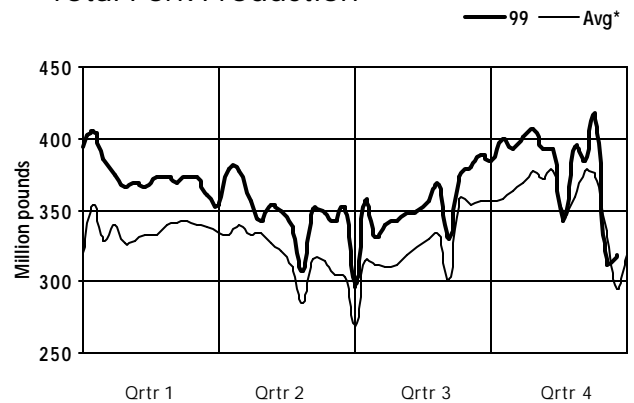
Meat Production by Species

Cattle & Hog Dressing Percentages

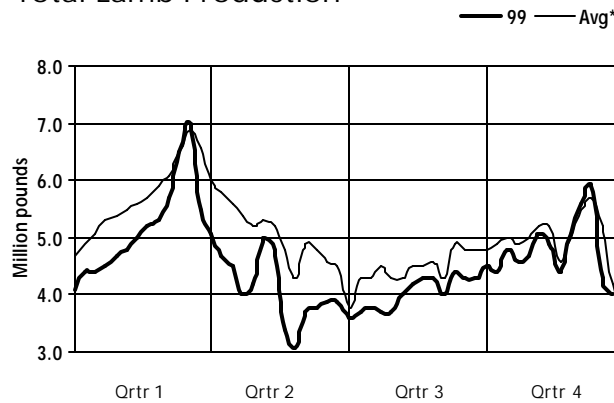
Total Beef Production



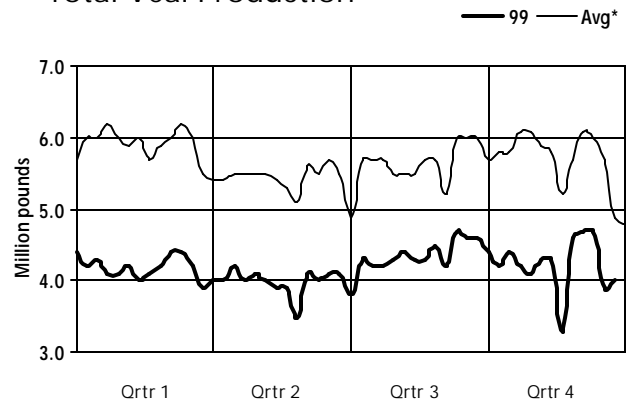
Total Pork Production



Total Lamb Production



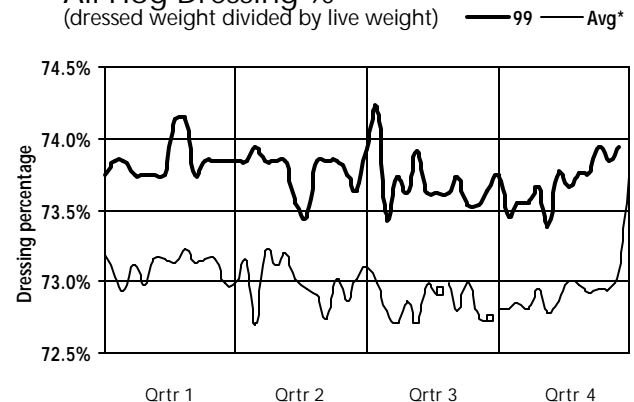
Total Veal Production



All Cattle Dressing %
(dressed weight divided by live weight)



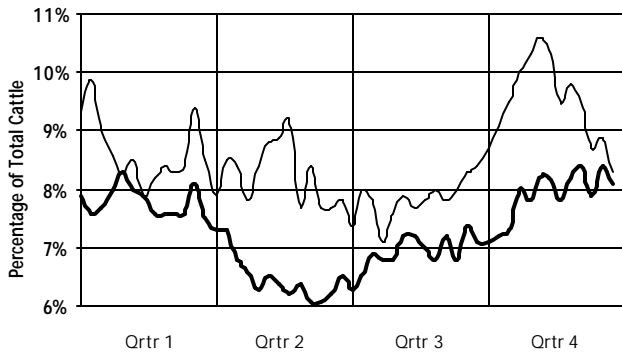
All Hog Dressing %
(dressed weight divided by live weight)



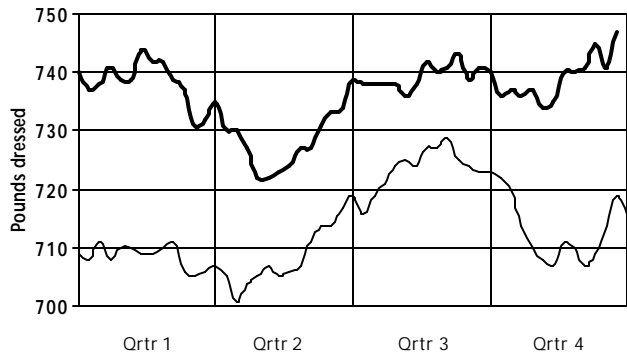
*Note: Avg = 5-year average (1994-1998)

Actual Slaughter Dressed Weight by Species

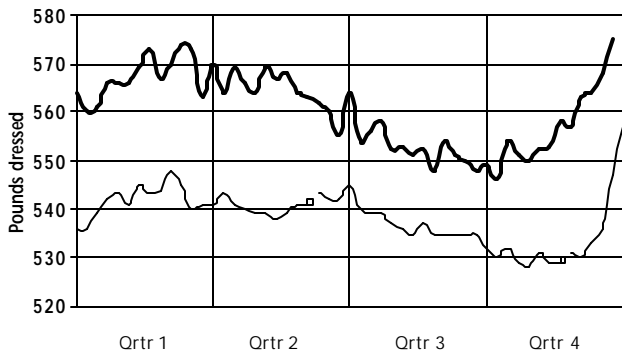
Beef vs Dairy Cow Slaughter % — Dairy — Beef



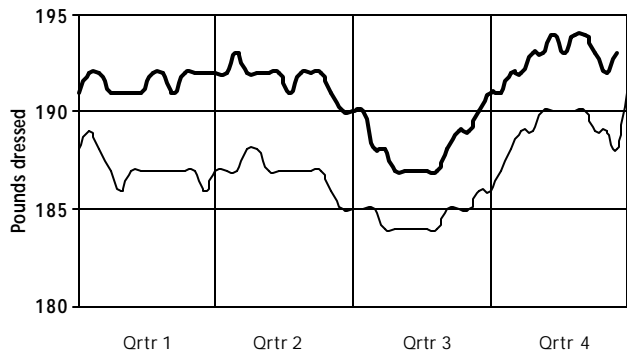
All Cattle Dressed Weight — 99 — Avg*



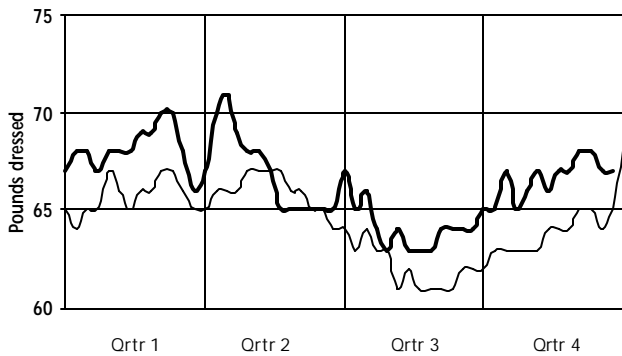
All Cow Dressed Weight — 99 — Avg*



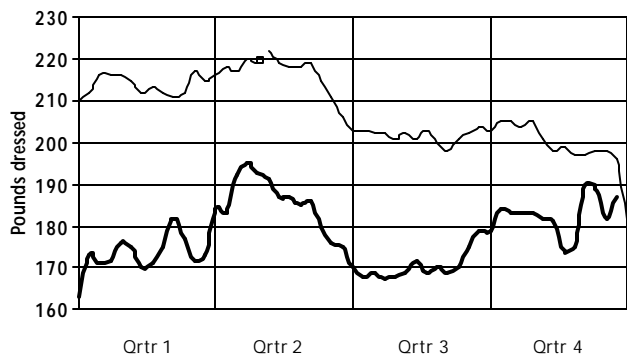
All Hog Dressed Weight — 99 — Avg*



Lamb Dressed Weight — 99 — Avg*



Veal & Calf Dressed Weight — 99 — Avg*



*Note: Avg = 5-year average (1994-1998)

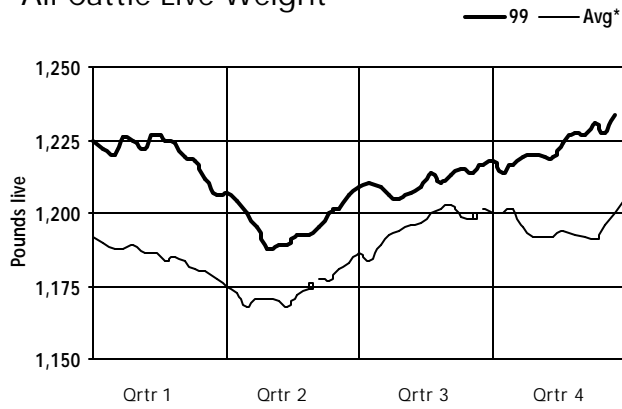


Actual Slaughter

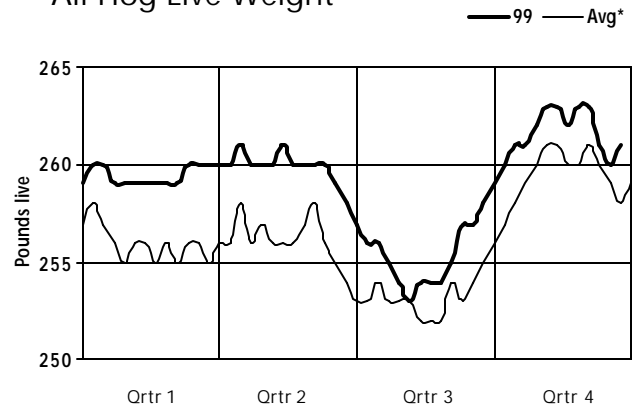
Live Weights by Species

Cattle & Hog by Class Comparisons

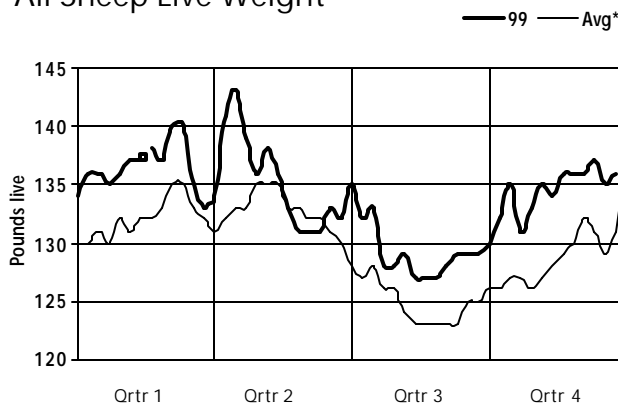
All Cattle Live Weight



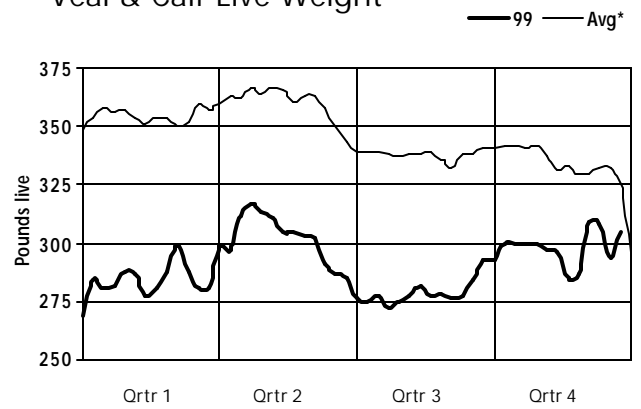
All Hog Live Weight



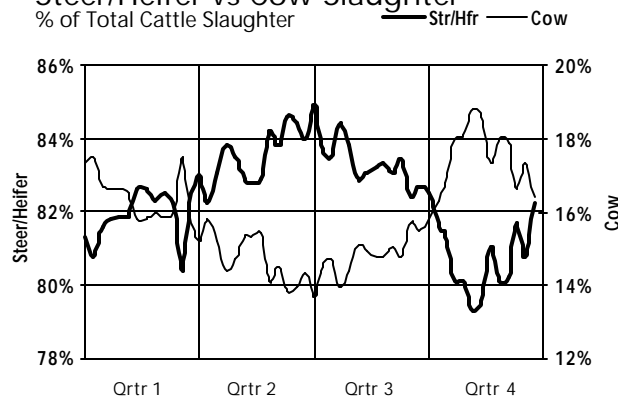
All Sheep Live Weight



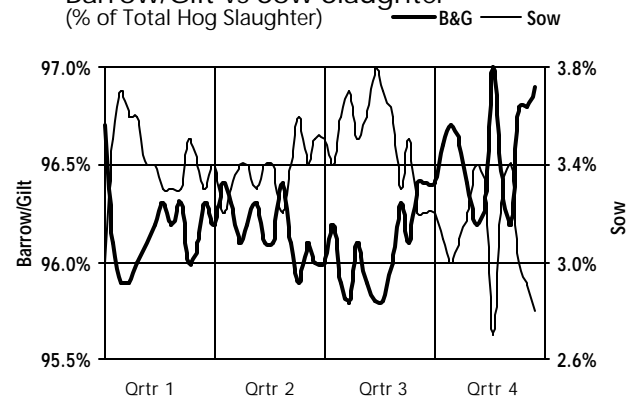
Veal & Calf Live Weight



Steer/Heifer vs Cow Slaughter
% of Total Cattle Slaughter



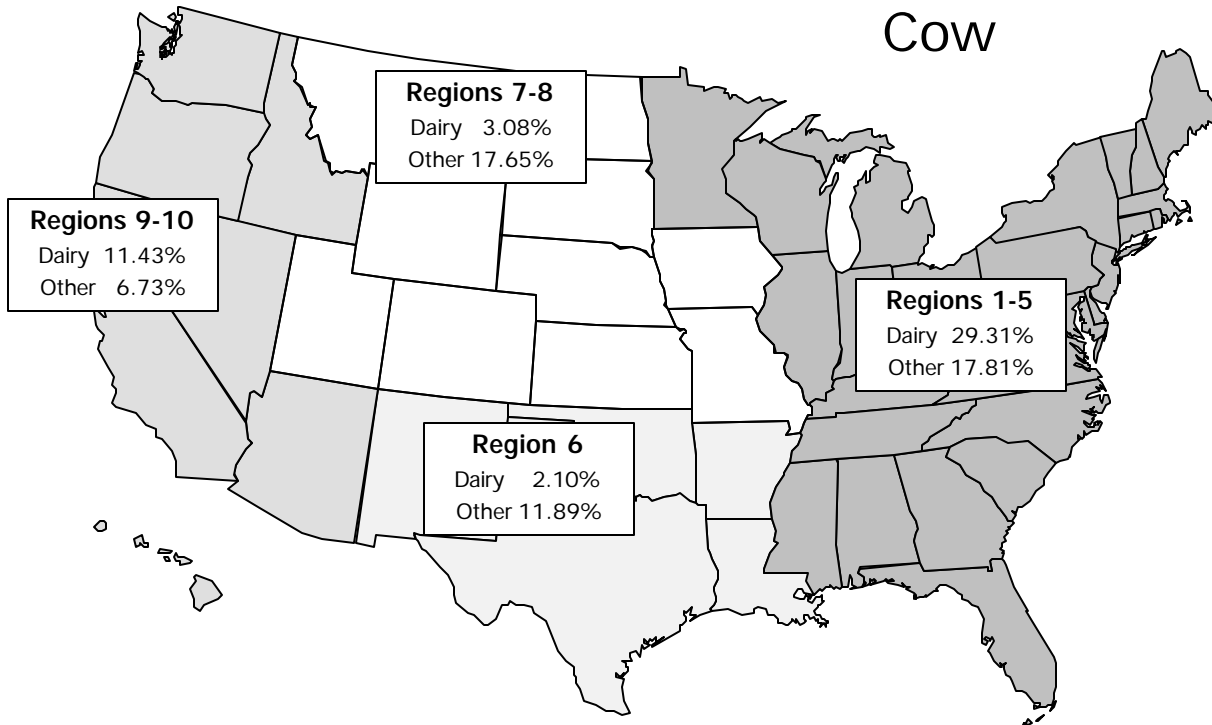
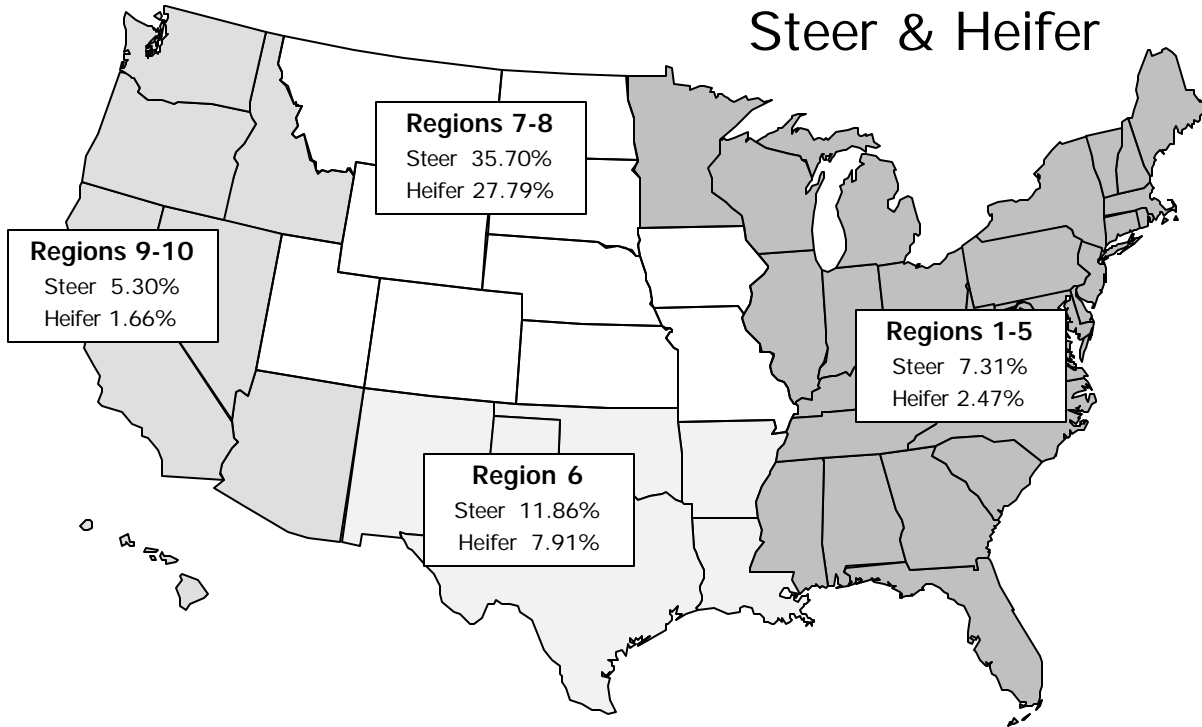
Barrow/Gilt vs Sow Slaughter
(% of Total Hog Slaughter)



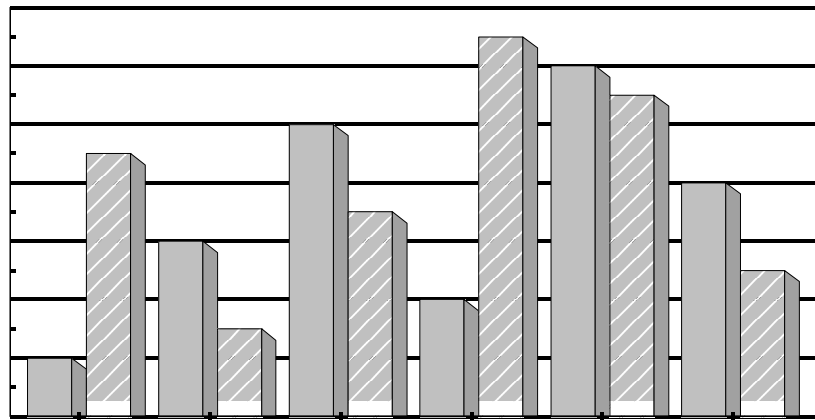
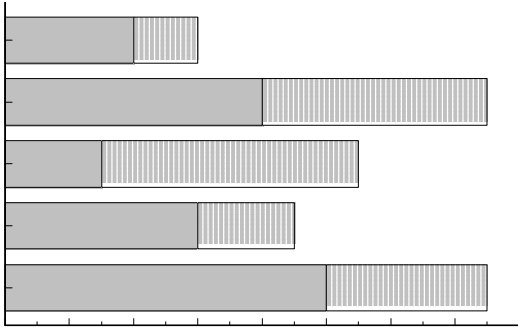
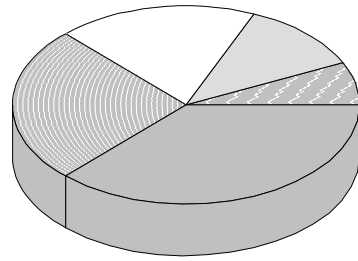
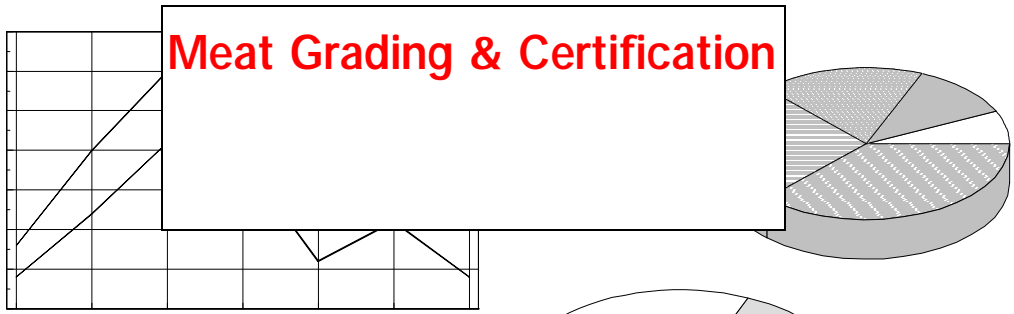
*Note: Avg = 5-year average (1994-1998)

U.S. Federal Slaughter by Regions

Percentage of Class by Region - Cattle



Graph Section

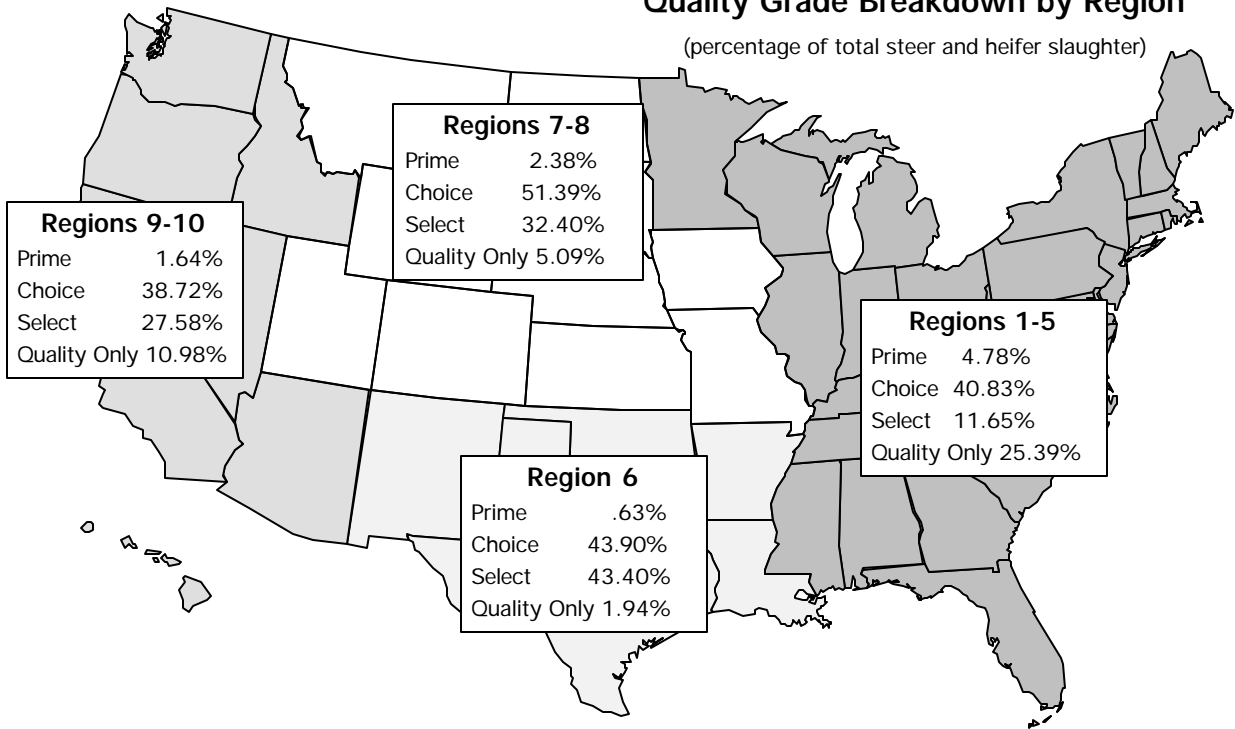


National Estimated Grading Percentage

Steer and Heifer by Regions

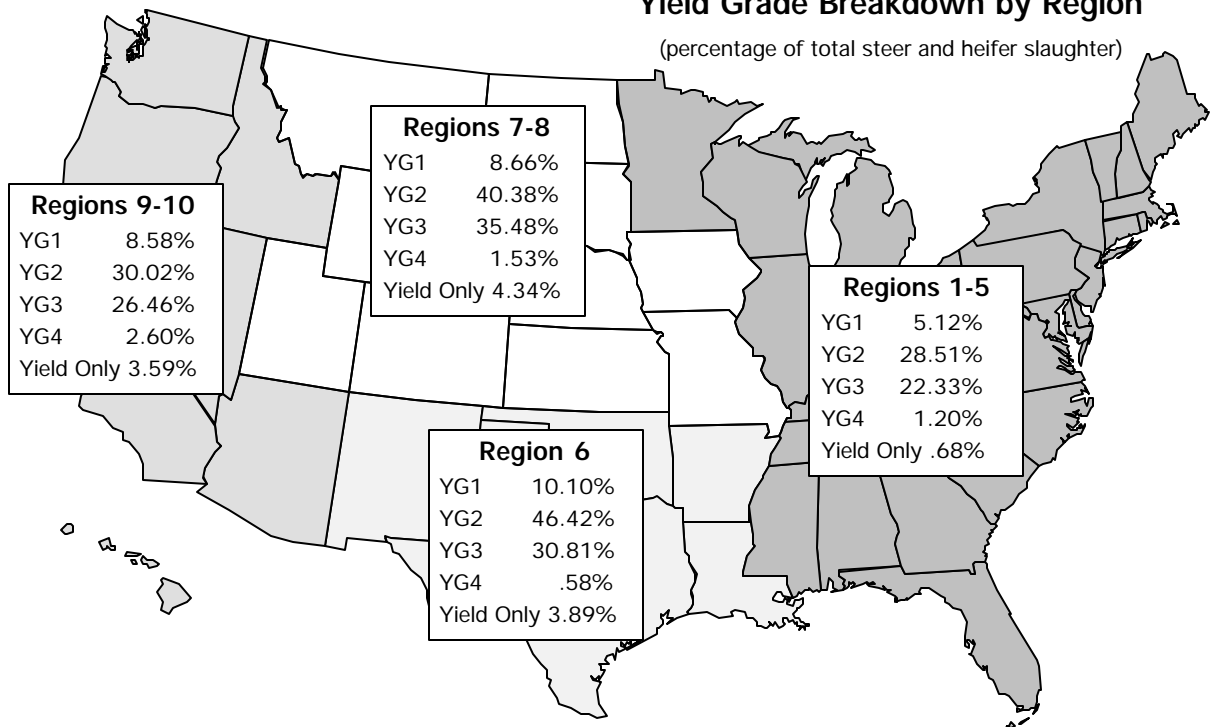
Quality Grade Breakdown by Region

(percentage of total steer and heifer slaughter)



Yield Grade Breakdown by Region

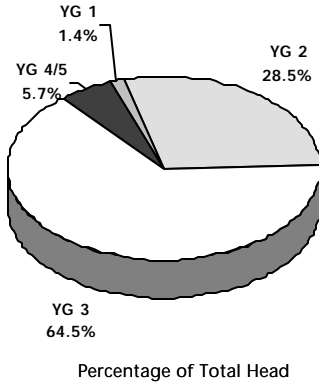
(percentage of total steer and heifer slaughter)



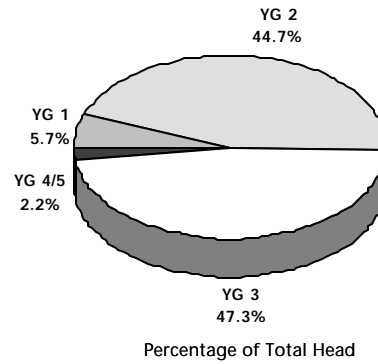
National Summary of Meats Graded

Beef and Lamb Quality and Yield

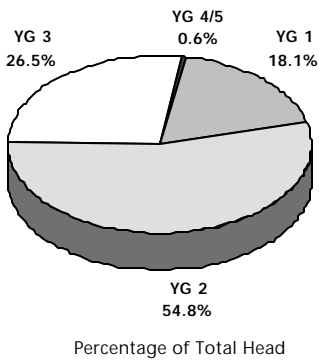
Beef Graded Prime
Yield Grade Breakdown for 1999



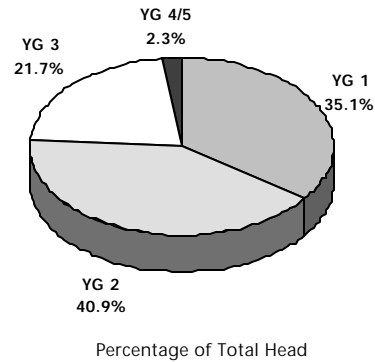
Beef Graded Choice
Yield Grade Breakdown for 1999



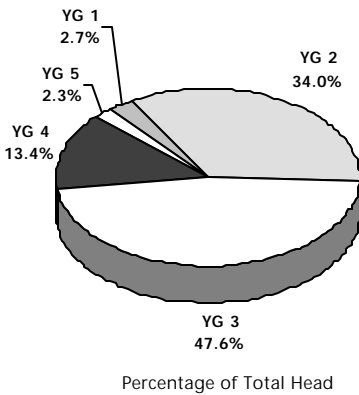
Beef Graded Select
Yield Grade Breakdown for 1999



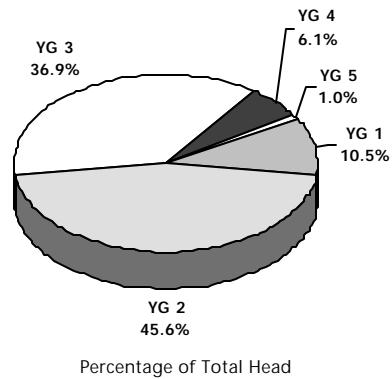
Beef Yield Graded Only
Yield Grade Breakdown for 1999



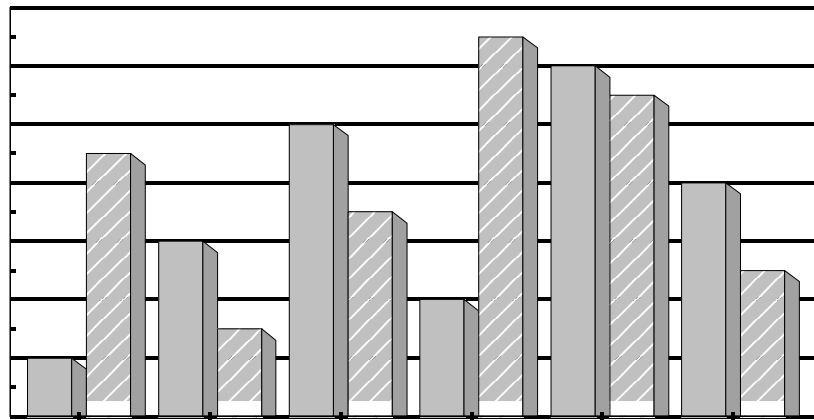
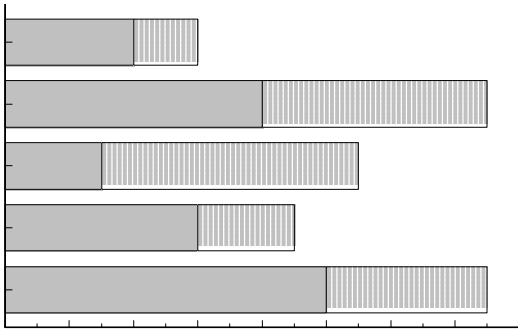
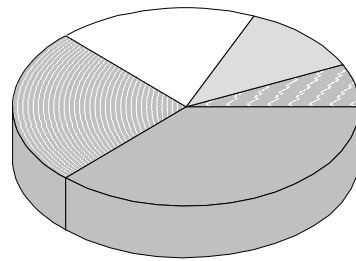
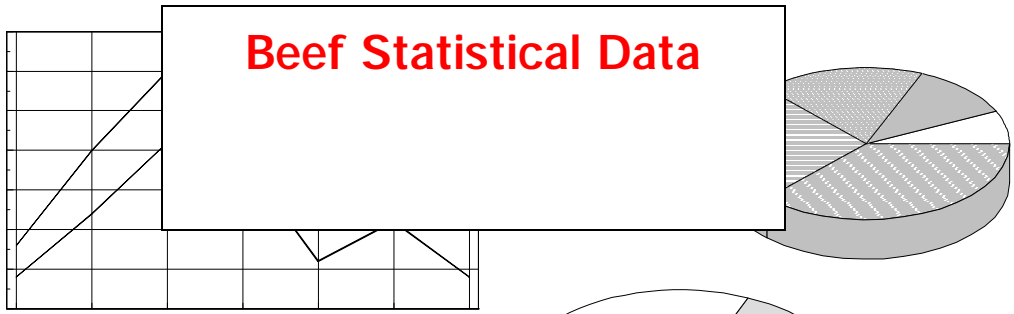
Lamb Graded Prime
Yield Grade Breakdown for 1999



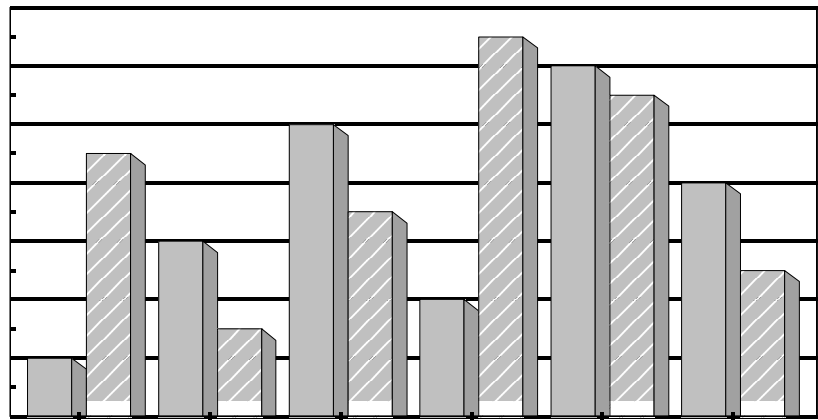
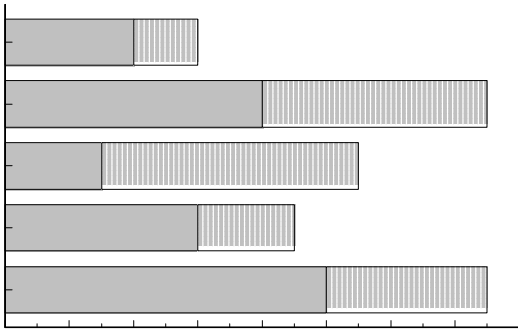
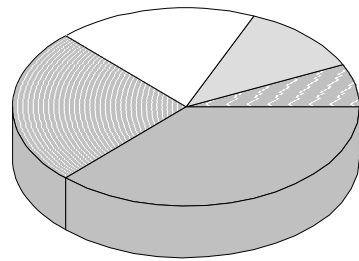
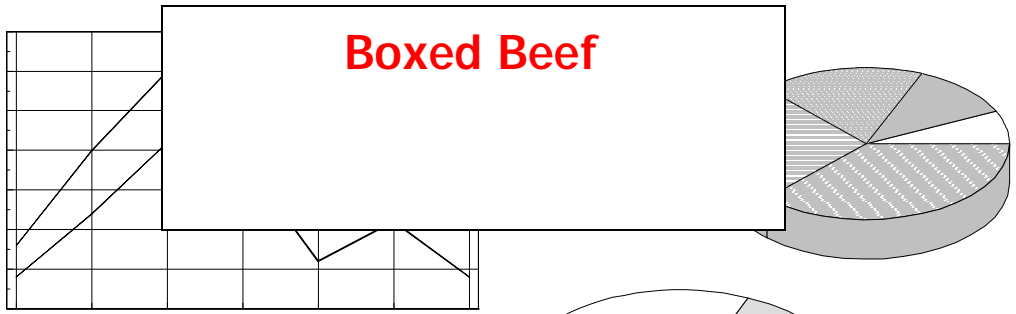
Lamb Graded Choice
Yield Grade Breakdown for 1999



Graph Section



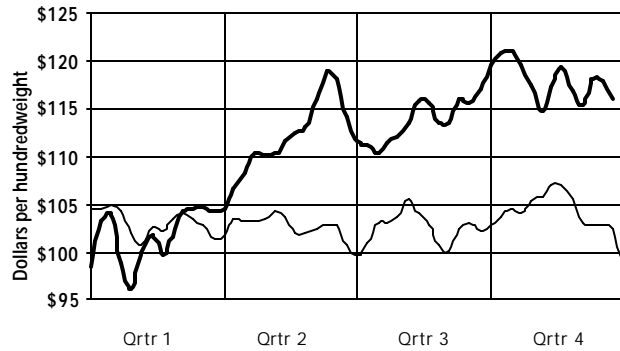
Graph Section



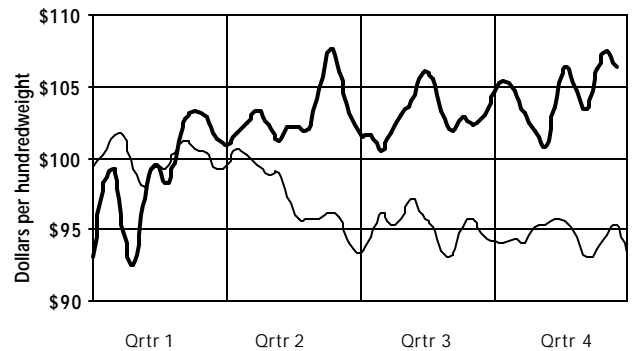
Fabricated Boxed Beef

Boxed Beef Cutouts & Load Counts

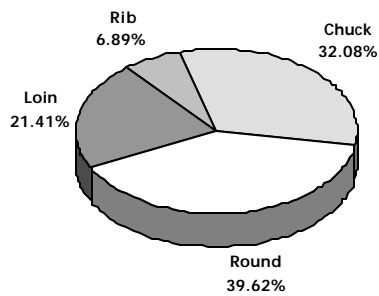
Choice Boxed Beef Cutout
750-900 pounds — 99 — Avg*



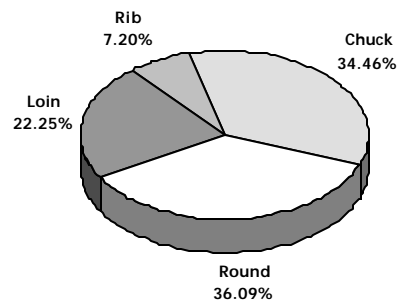
Select Boxed Beef Cutout
750-900 pounds — 99 — Avg*



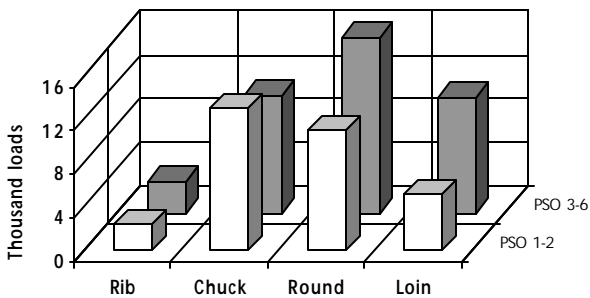
Choice Loads by Primal
Breakdown for 1999



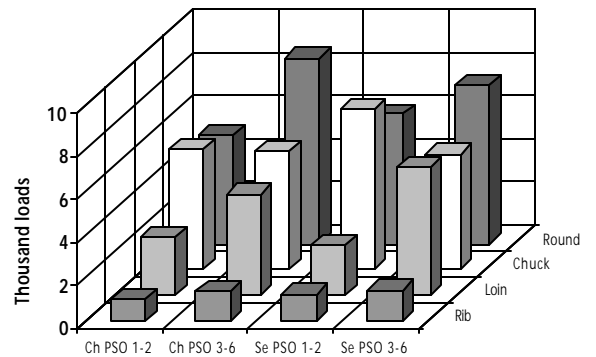
Select Loads by Primal
Breakdown for 1999



PSO Comparison by Primal
Total Movement



PSO Comparison by Grade & Primal
Total Movement

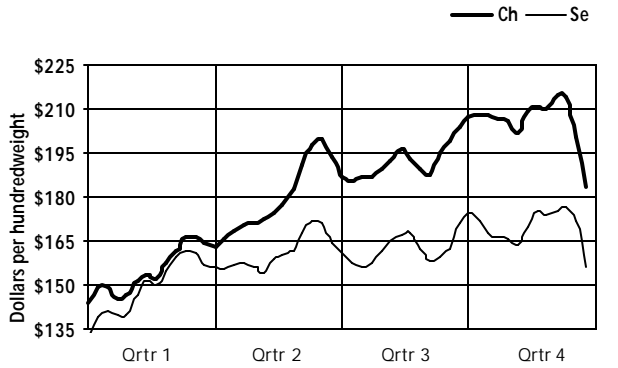


*Note: Avg = 5-year average (1994-1998)

Fabricated Boxed Beef

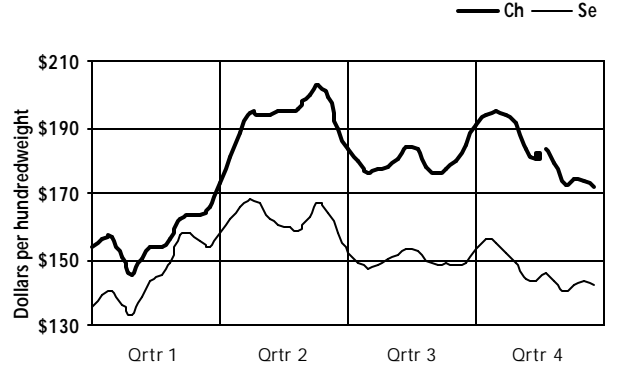
Primal Values and Cutout Comparisons

Primal Rib



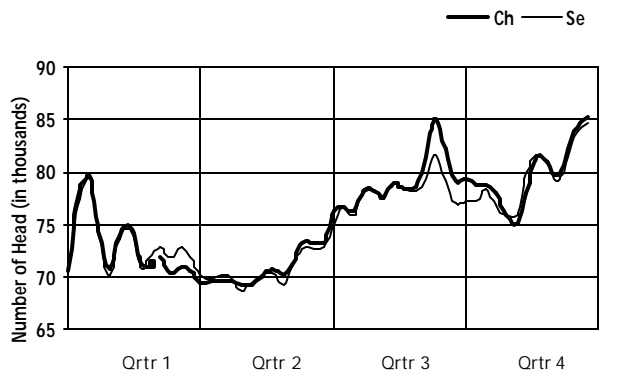
Choice & Select represent an average of light and heavy primal values.

Primal Loin



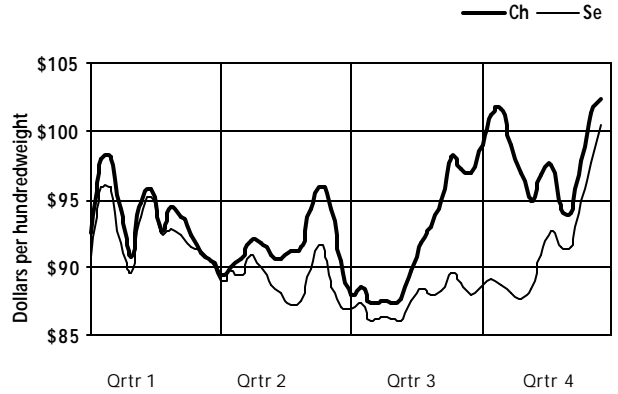
Choice & Select represent an average of light and heavy primal values.

Primal Chuck



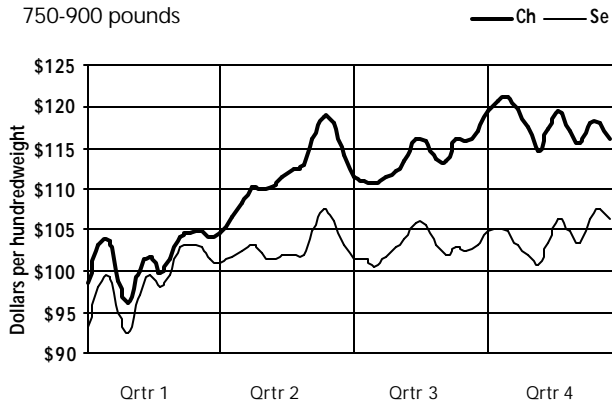
Choice & Select represent an average of light and heavy primal values.

Primal Round

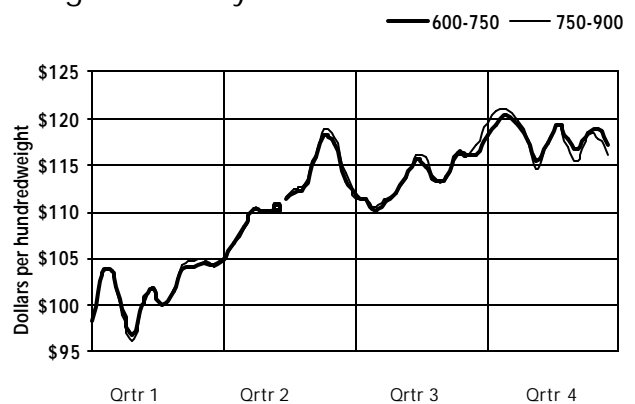


Choice vs Select Cutouts

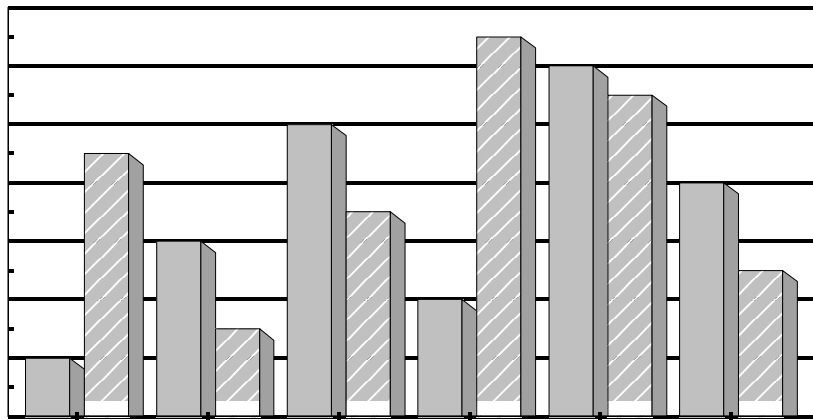
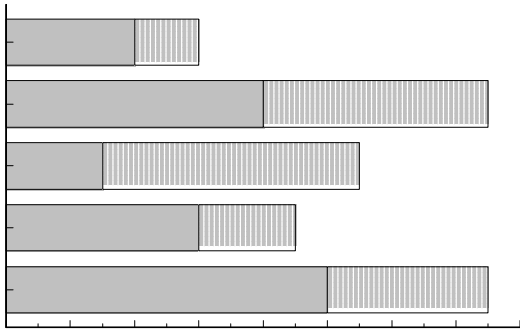
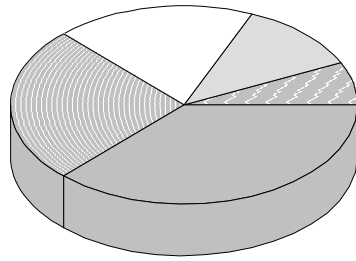
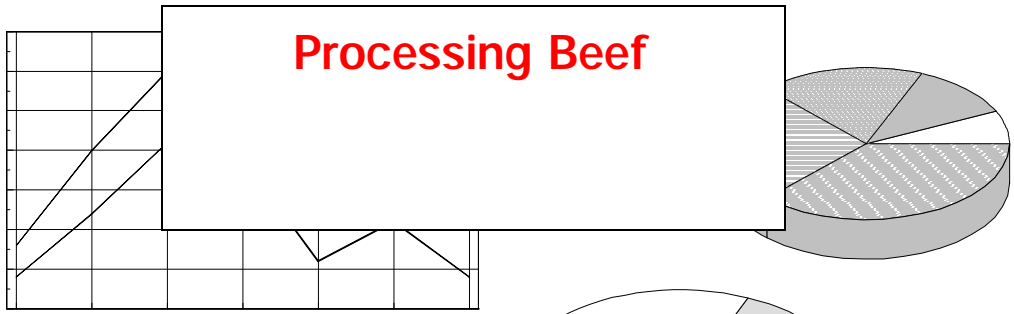
750-900 pounds



Light vs Heavy Choice Cutouts



Graph Section

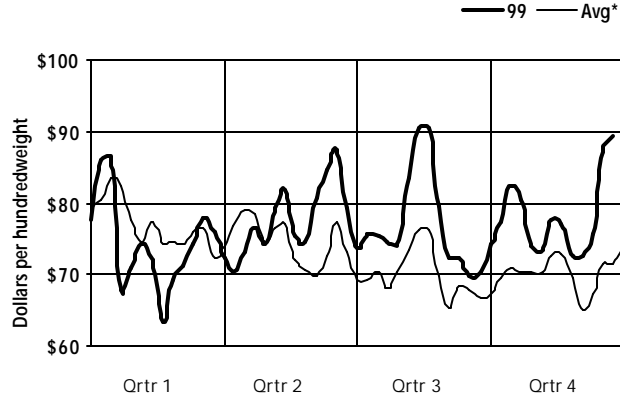


Processing Beef

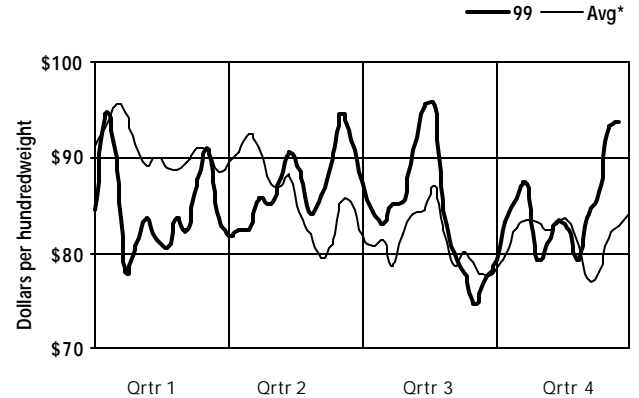
Domestic Grinds, Boneless, and Trimmings

Imported Boneless

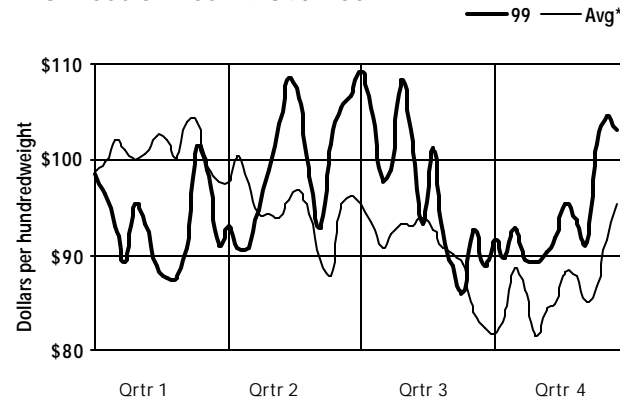
Domestic 73% Coarse Grinds



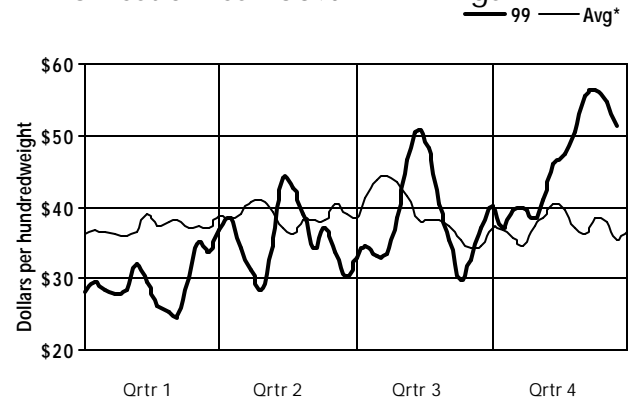
Domestic 81% Coarse Grinds



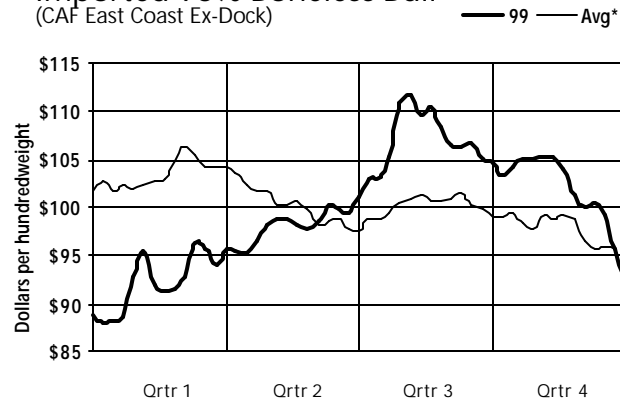
Domestic Fresh 90% Lean



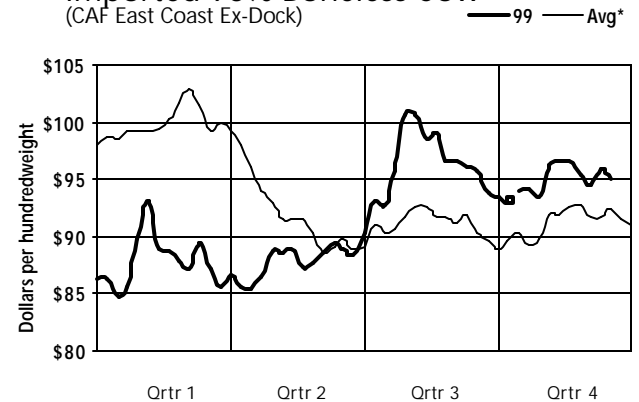
Domestic Fresh 50% Trimmings



Imported 95% Boneless Bull
(CAF East Coast Ex-Dock)



Imported 90% Boneless Cow
(CAF East Coast Ex-Dock)



*Note: Avg = 5-year average (1994-1998)

Beef Carcass

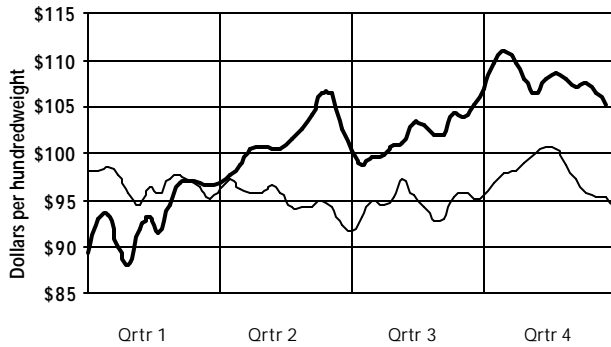
Beef Carcass Equivalent Index,

Cow Carcass, 100% Cow Lean

Choice Beef Carcass Index

750-900 pounds

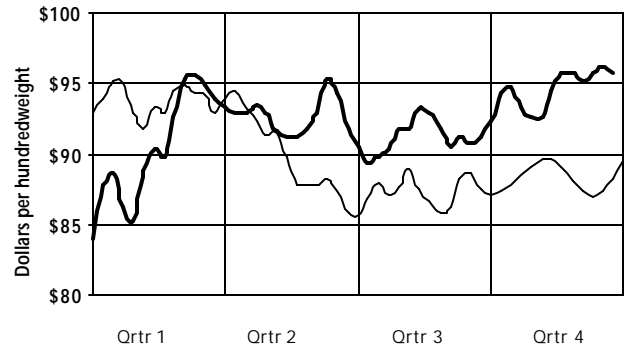
— 99 — Avg*



Select Beef Carcass Index

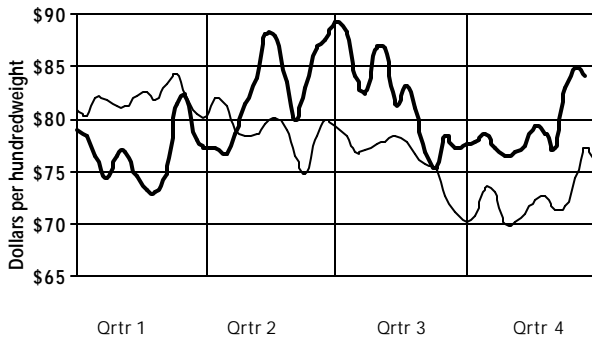
750-900 pounds

— 99 — Avg*



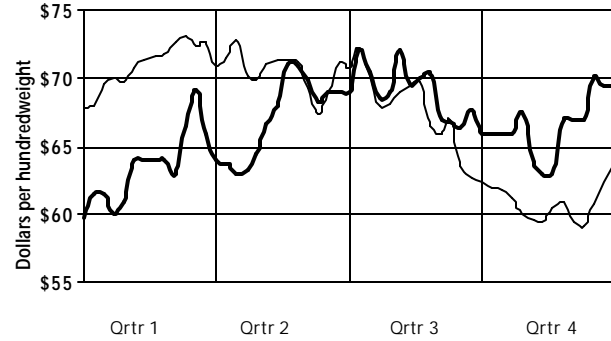
Cutter Cow Cutout

— 99 — Avg*



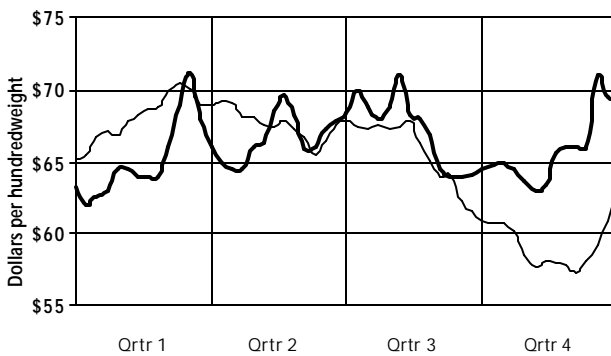
Cutter Cow Carcass

— 99 — Avg*



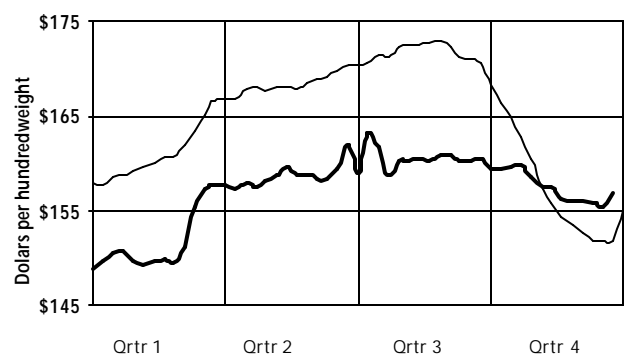
Boning Utility Cow Carcass

— 99 — Avg*



100% Cow Top Rounds

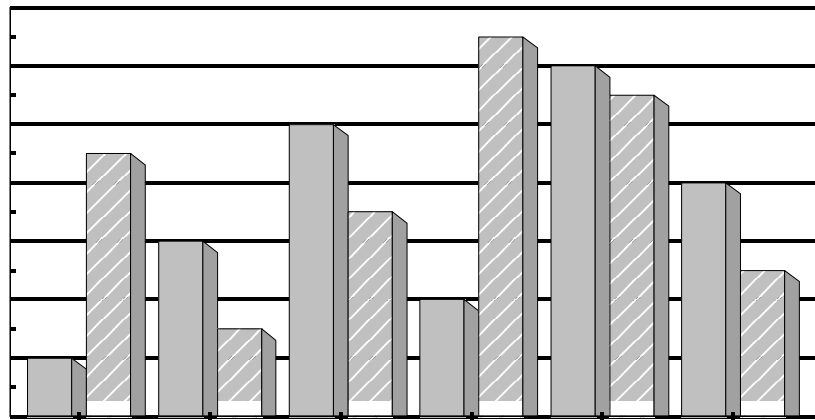
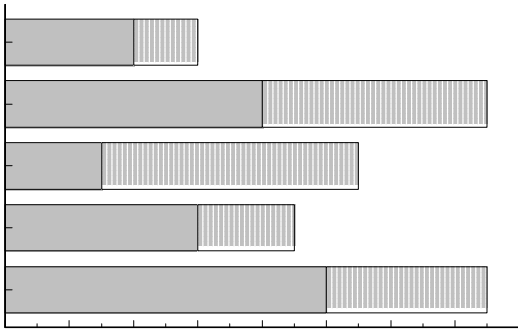
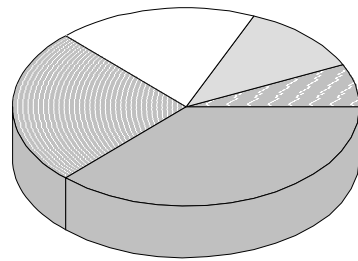
— 99 — Avg*



*Note: Avg = 5-year average (1994-1998)



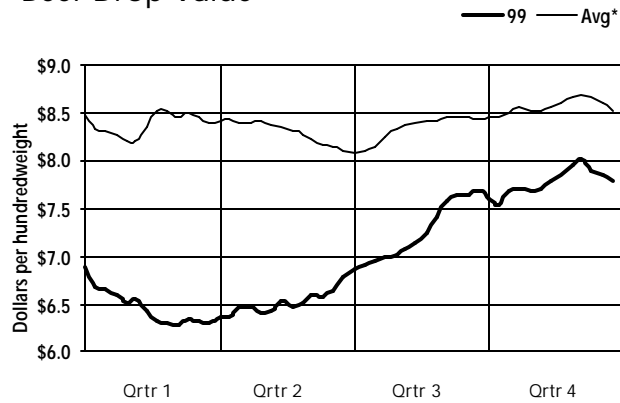
Graph Section



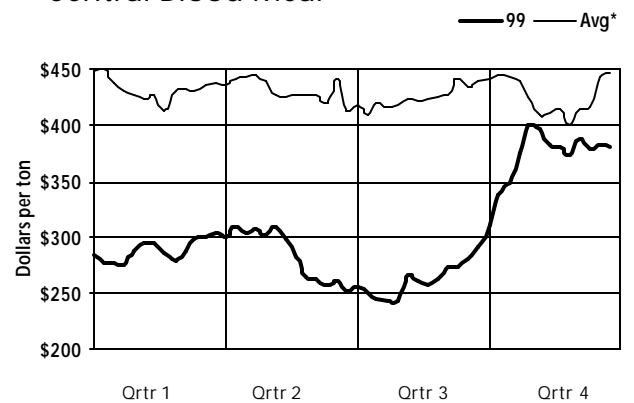
Beef By-Products

Drop Value, Tallows, and Proteins

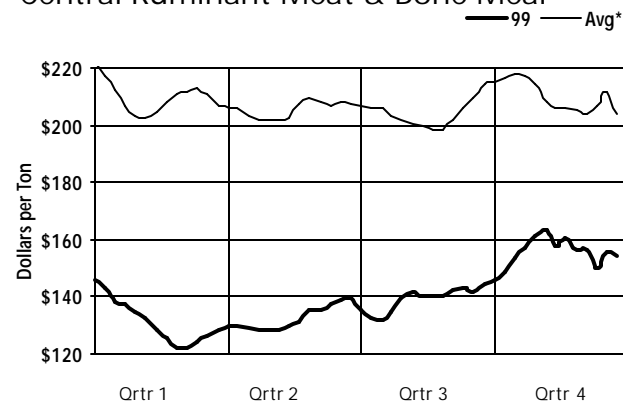
Beef Drop Value



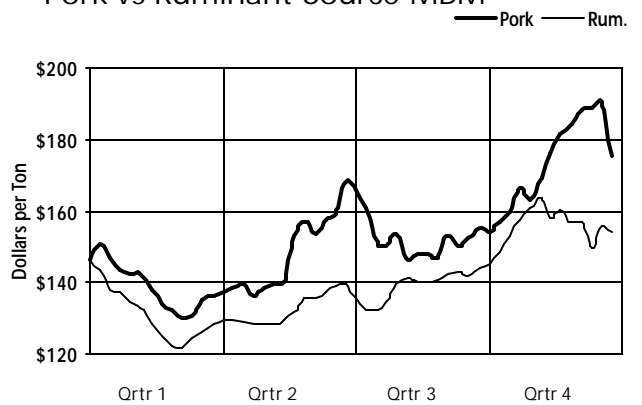
Central Blood Meal



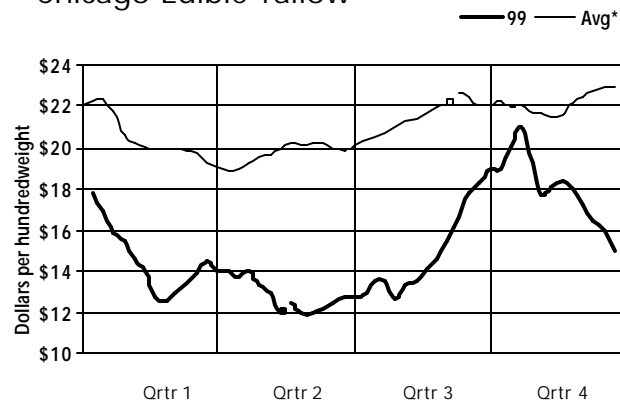
Central Ruminant Meat & Bone Meal



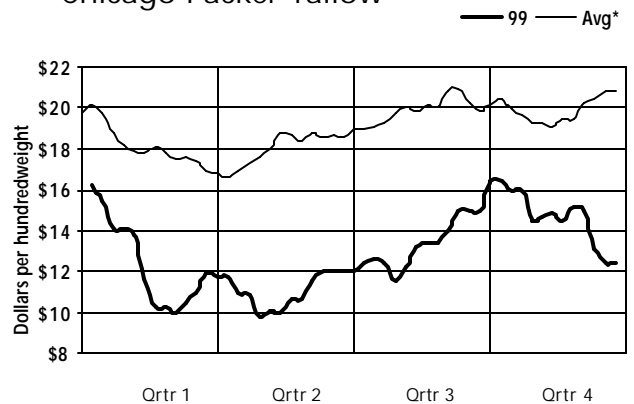
Pork vs Ruminant Source MBM



Chicago Edible Tallow



Chicago Packer Tallow

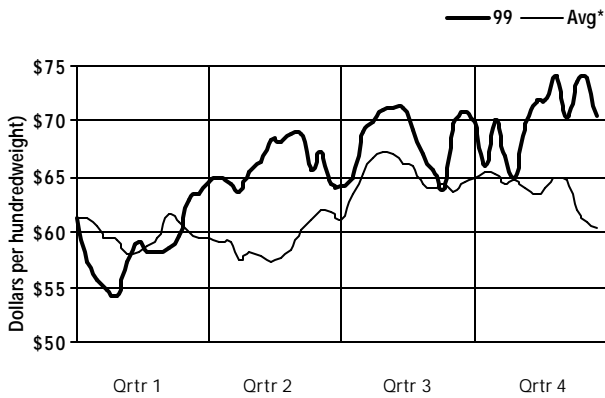


*Note: Avg = 5-year average (1994-1998)

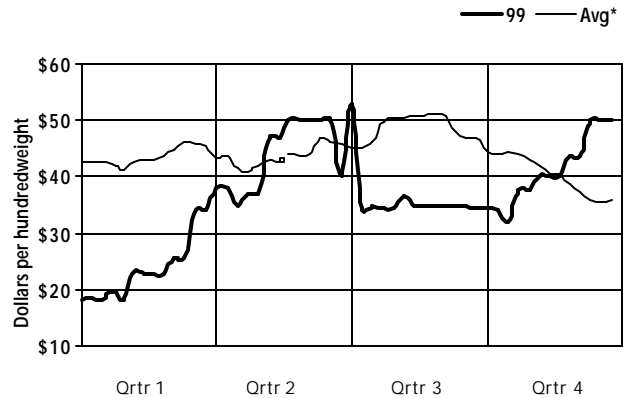
Beef By-Products

Beef Variety Meats

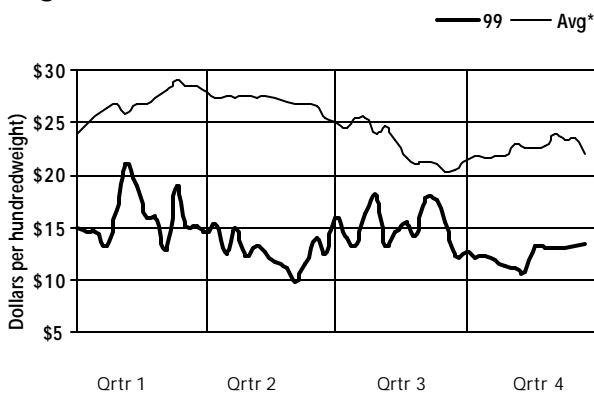
Cheek Meat, Trimmed



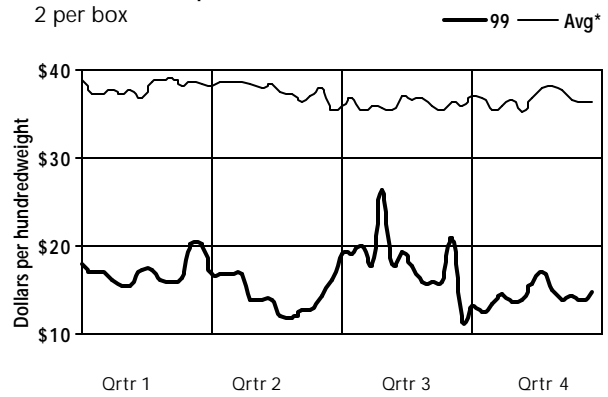
Head Meat



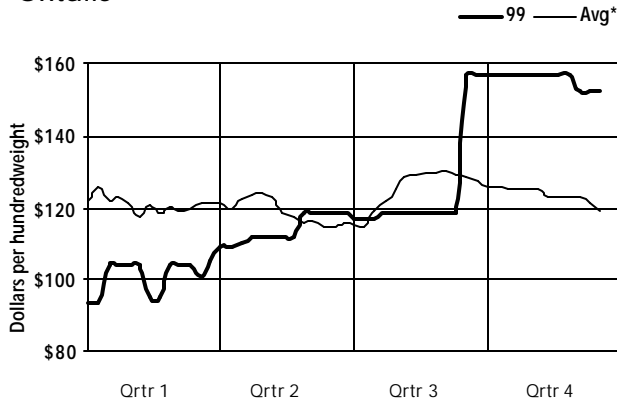
Regular Bone-out Hearts



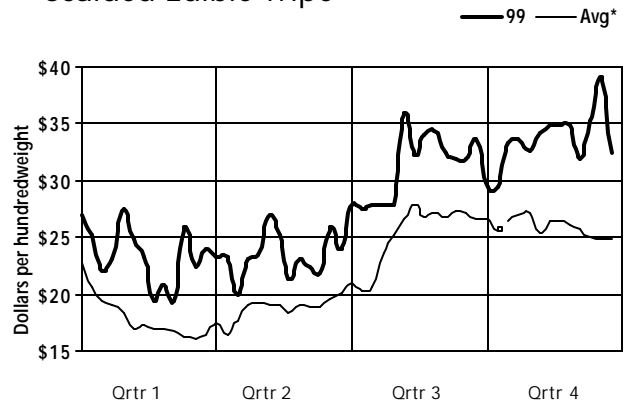
Selected Export Livers



Oxtails



Scalded Edible Tripe



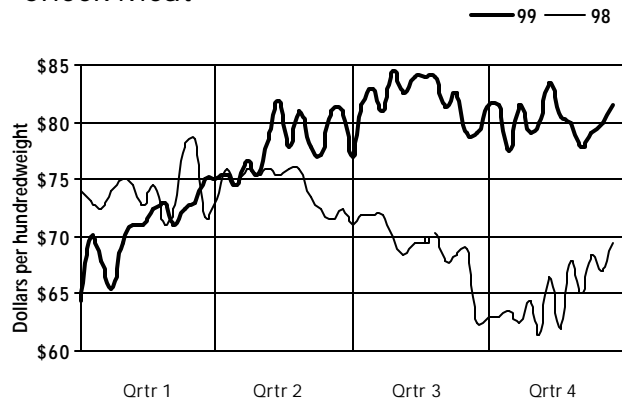
*Note: Avg = 5-year average (1994-1998)



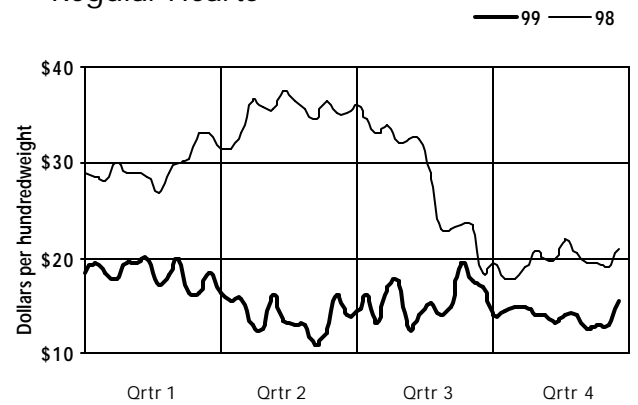
Beef By-Products

Cow Variety Meats

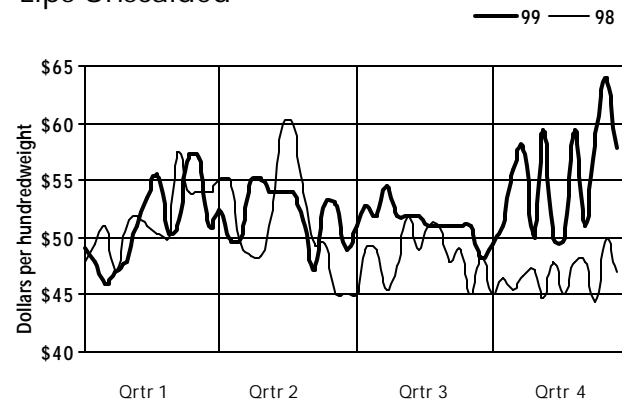
Cheek Meat



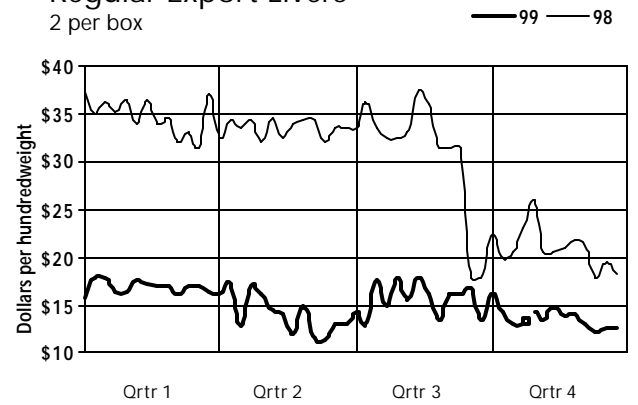
Regular Hearts



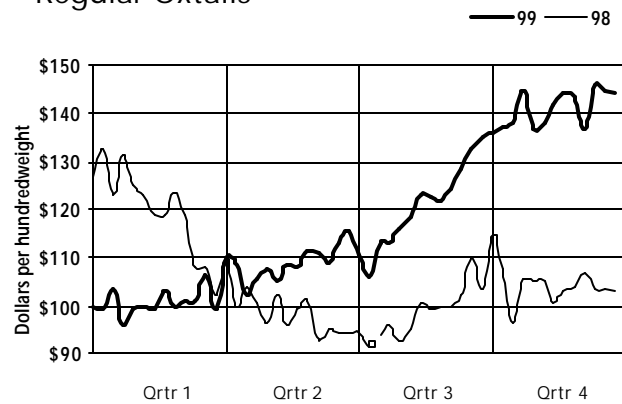
Lips Unscalded



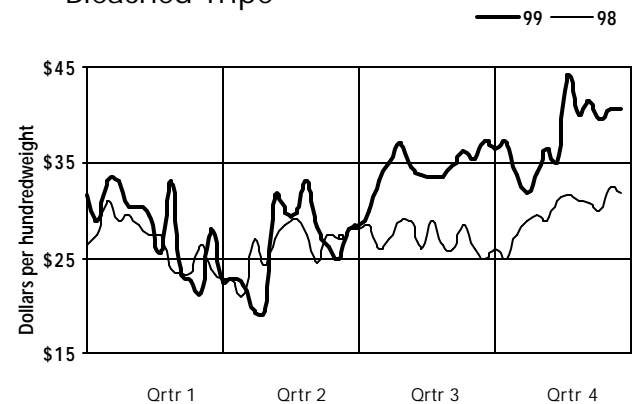
Regular Export Livers
2 per box



Regular Oxtails



Bleached Tripe

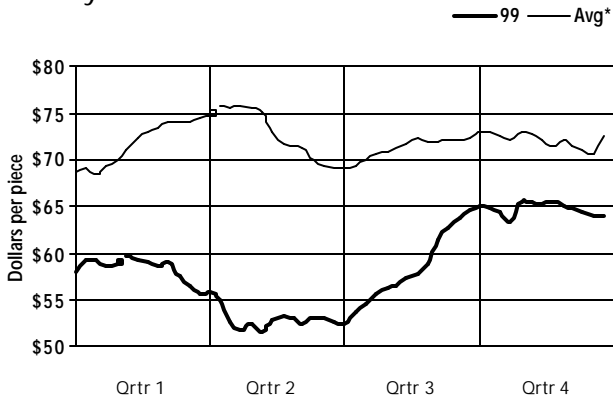


*Note: Avg = 5-year average (1994-1998)

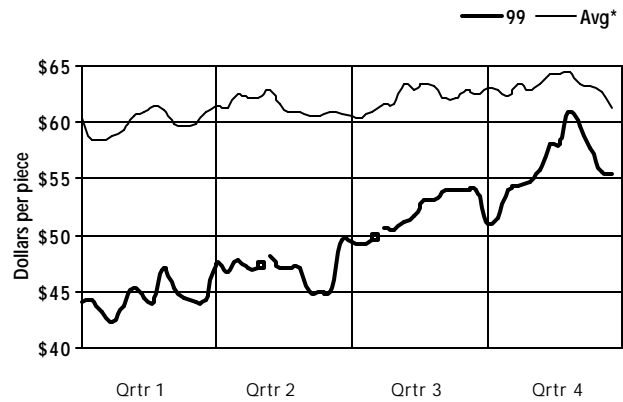
Beef By-Products

Major Packer Hides (cured and fleshed)

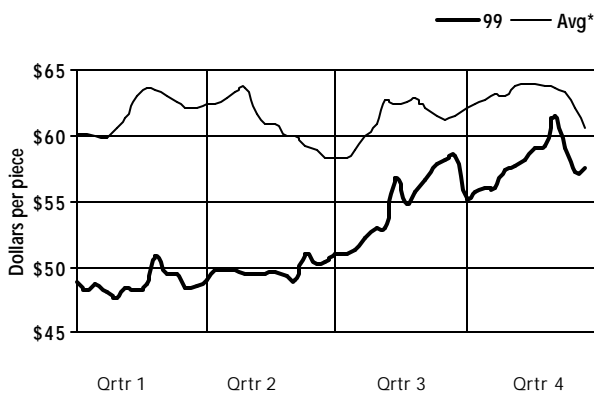
Heavy Native Steer



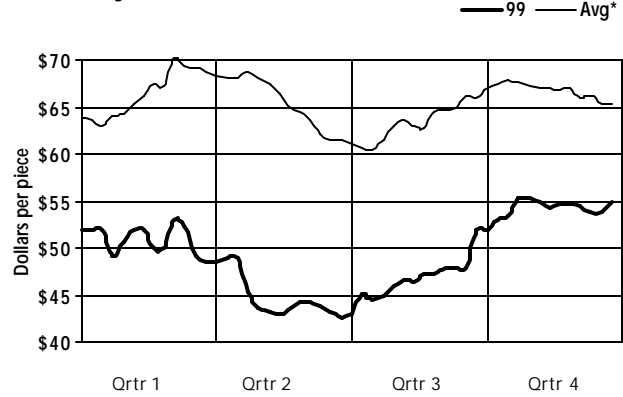
Colorado Branded Steer



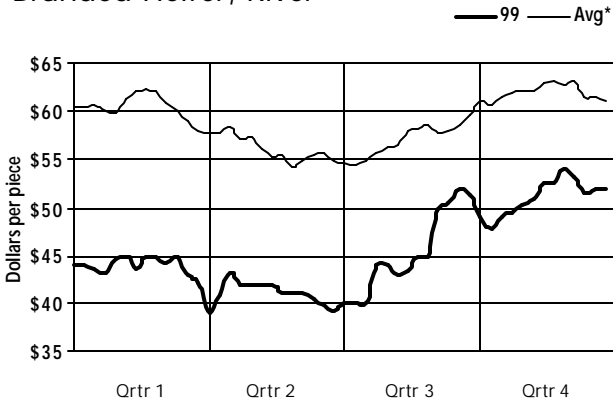
Butt Branded Steer



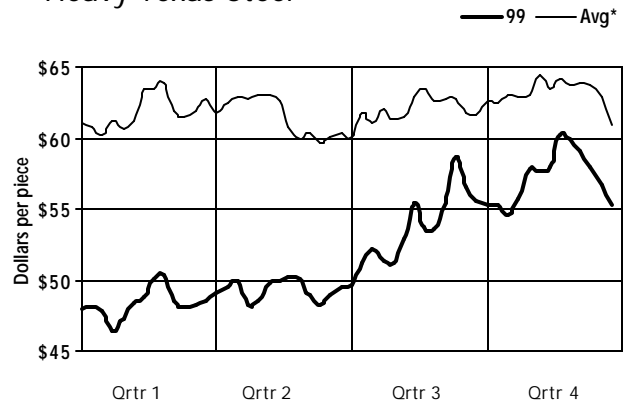
Heavy Native Heifer



Branded Heifer, River



Heavy Texas Steer

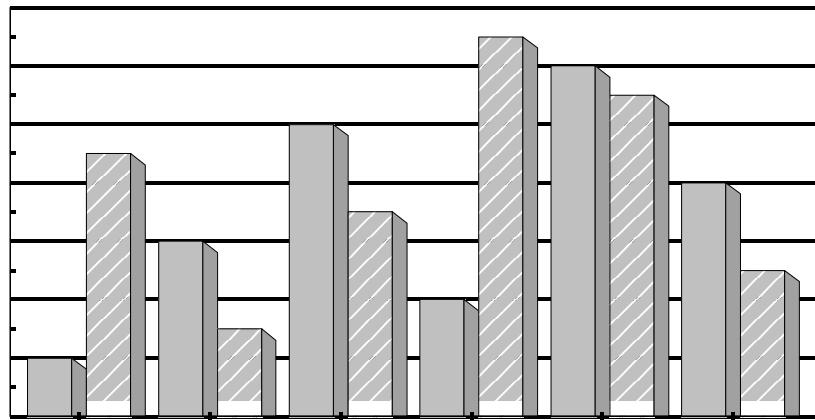
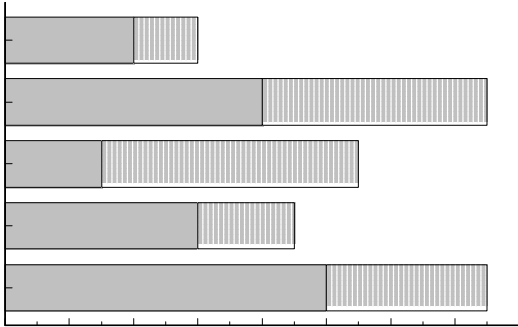
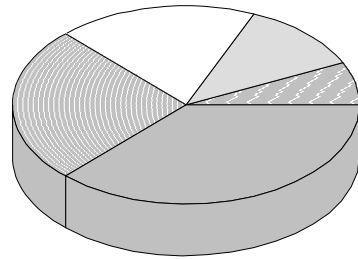
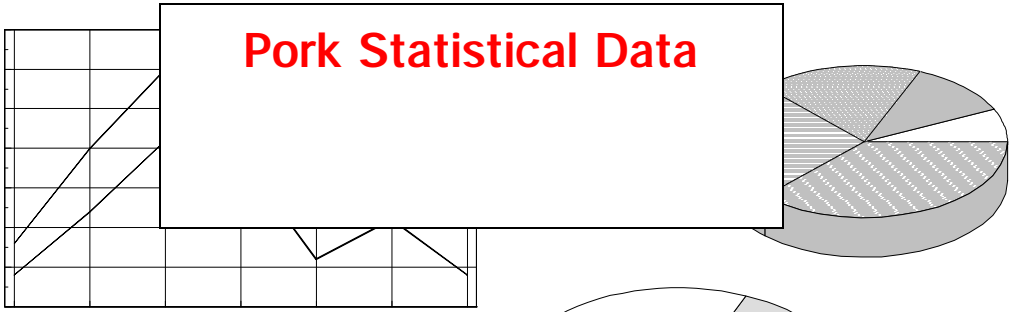


*Note: Avg = 5-year average (1994-1998)

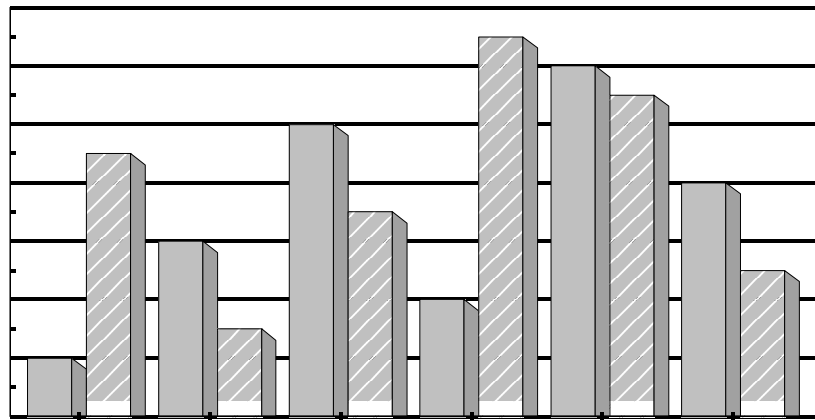
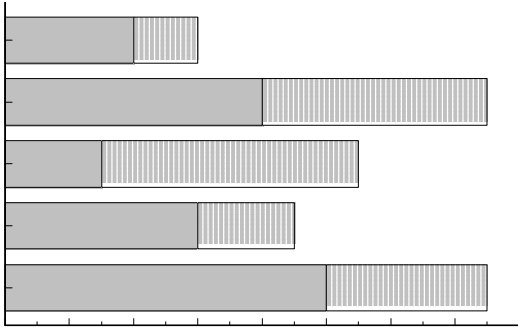
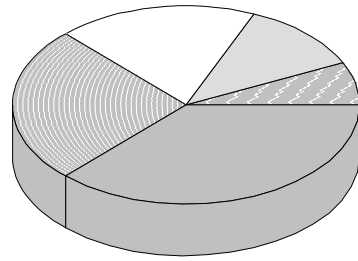
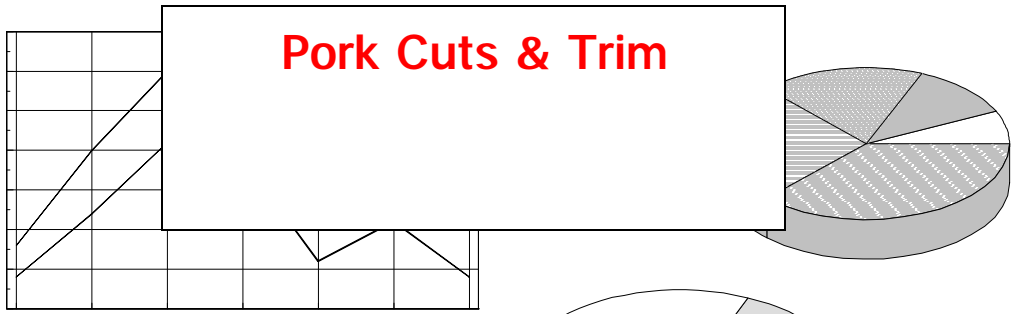


Graph Section

Pork Statistical Data



Graph Section



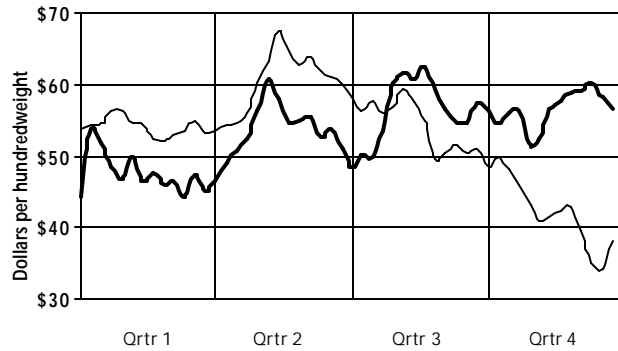
Fresh Pork Cuts

Pork Cutout and Primal Value Comparisons

Pork Carcass Cutout

185lb, 51-52% Lean, .80-.99" backfat

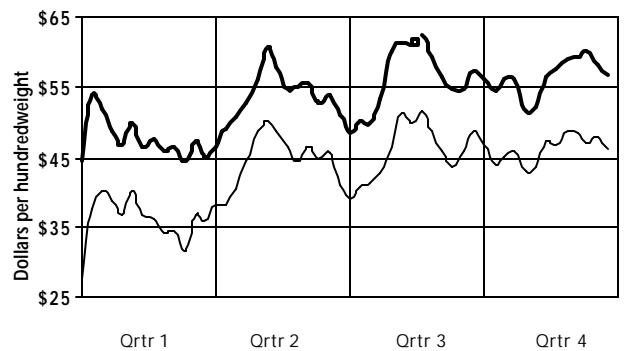
— 99 — 98



Cutout vs. Carcass Basis Hog

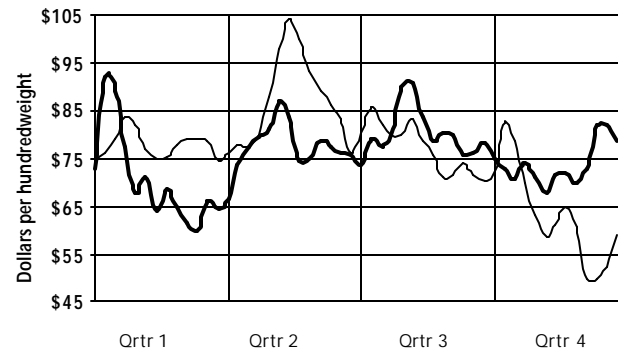
(51-52% Plant dlvd Iowa direct hog)

— Cutout — Hog



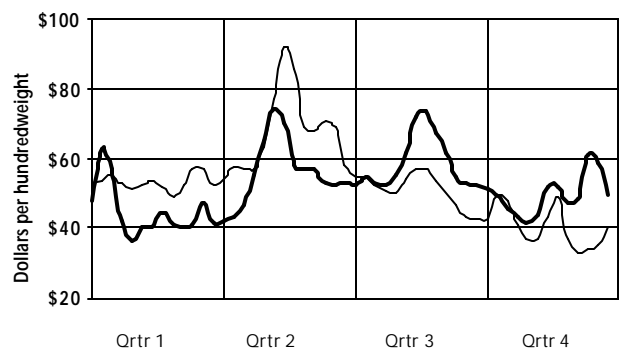
Primal Loin Value

— 99 — 98



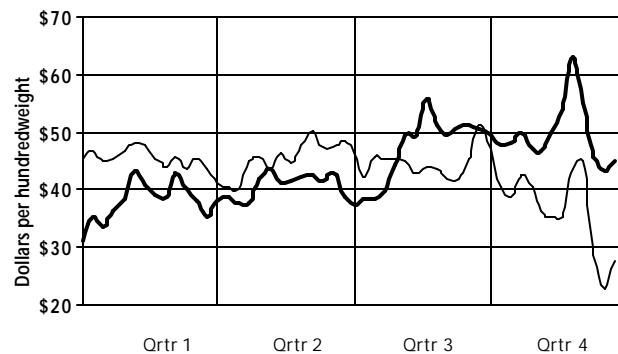
Primal Butt Value

— 99 — 98



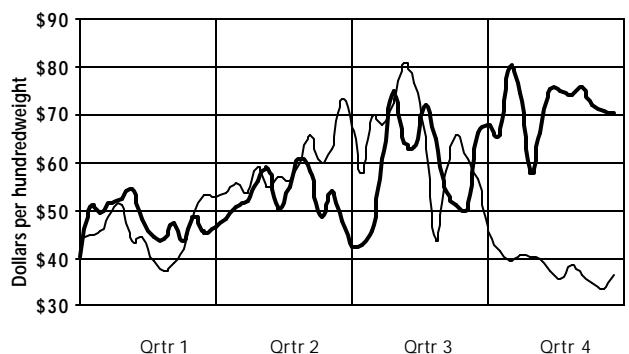
Primal Ham Value

— 99 — 98



Primal Belly Value

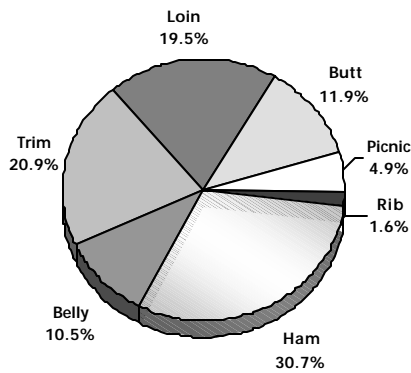
— 99 — 98



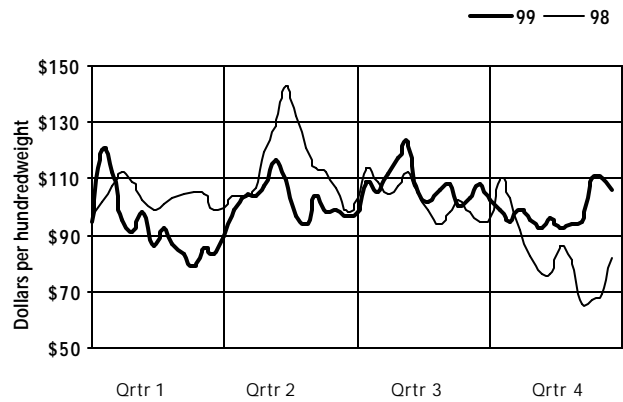
Fresh Pork Cuts

Primal Loads and Retail Cuts

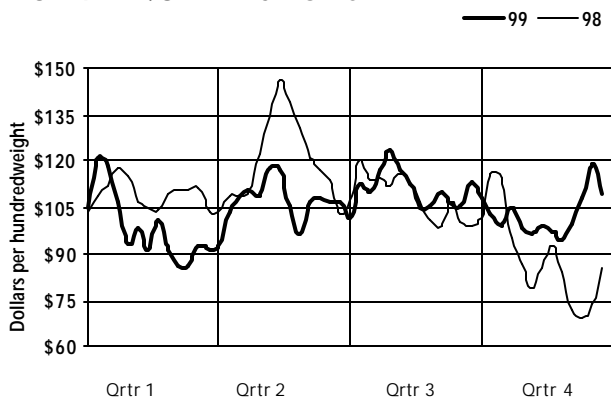
Loads by Primal
Breakdown for 1999



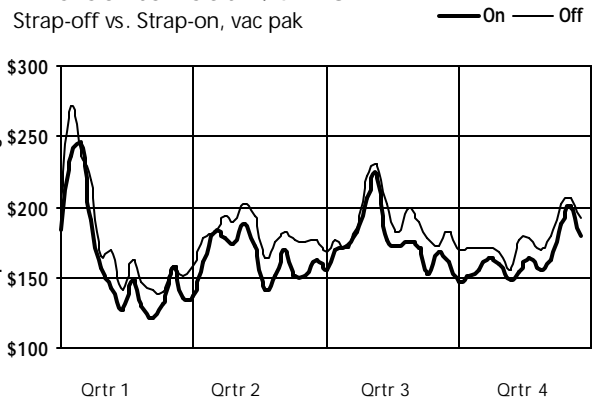
13-19# 1/4" Trmd Loins



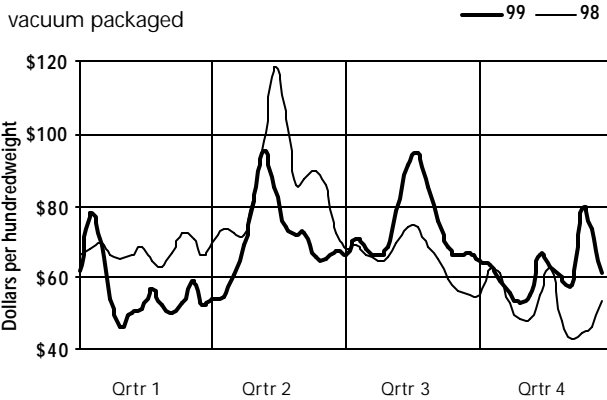
13-19# 1/8" Trmd Loins



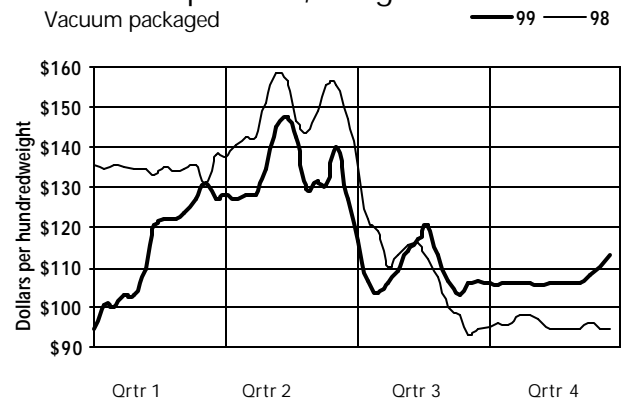
Bnls Center-Cut 1/4" Loin



4-9# 1/4" Trmd Butts



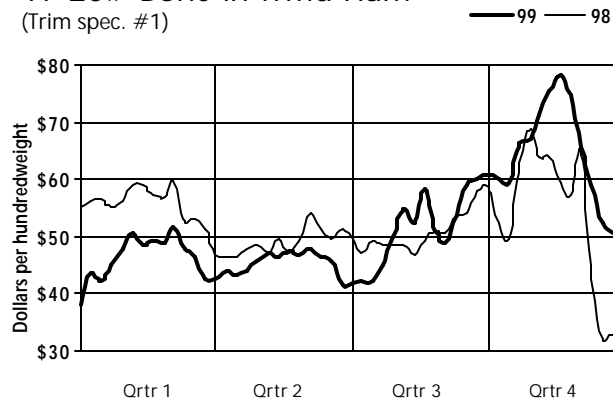
3.8#/dn Spareribs, 3/bag



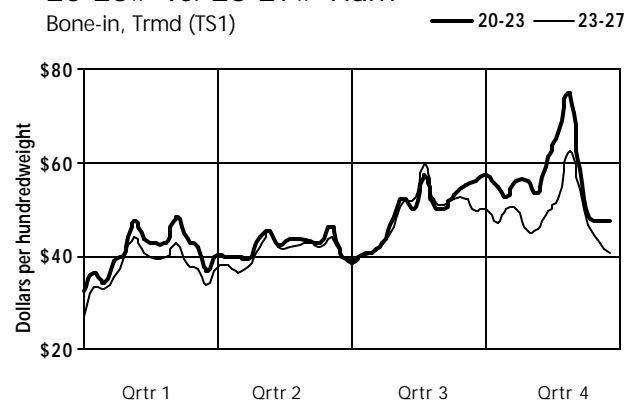
Fresh Pork Cuts

Processing Cuts and Pork Trimmings

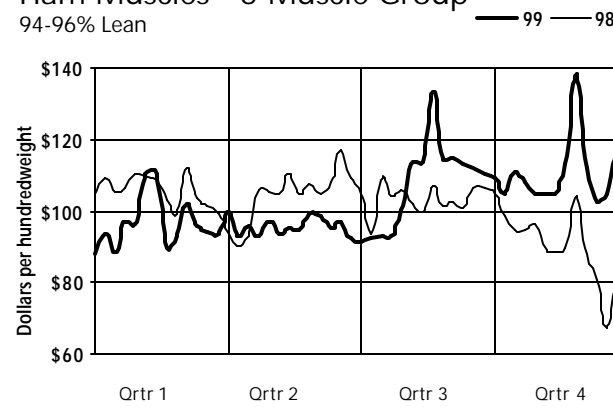
17-20# Bone-in Trm'd Ham
(Trim spec. #1)



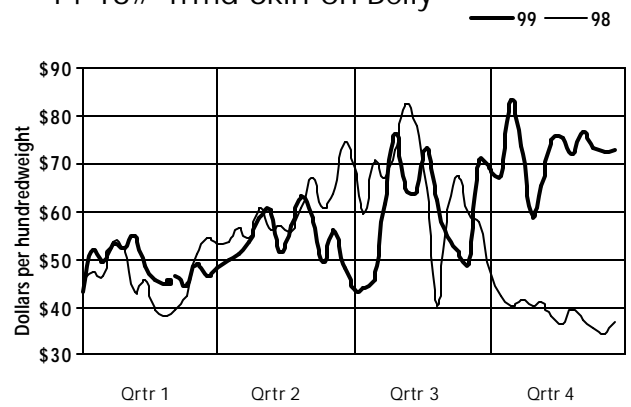
20-23# vs. 23-27# Ham
Bone-in, Trm'd (TS1)



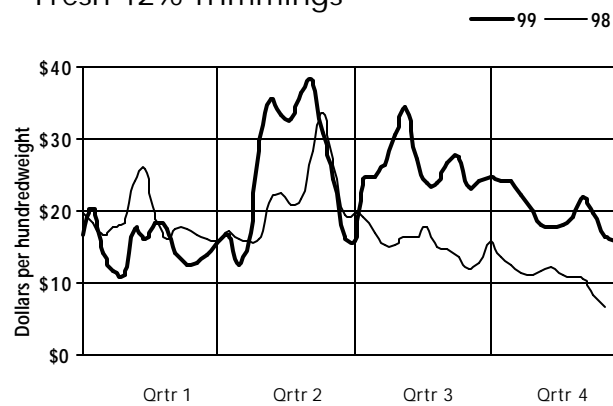
Ham Muscles - 5 Muscle Group
94-96% Lean



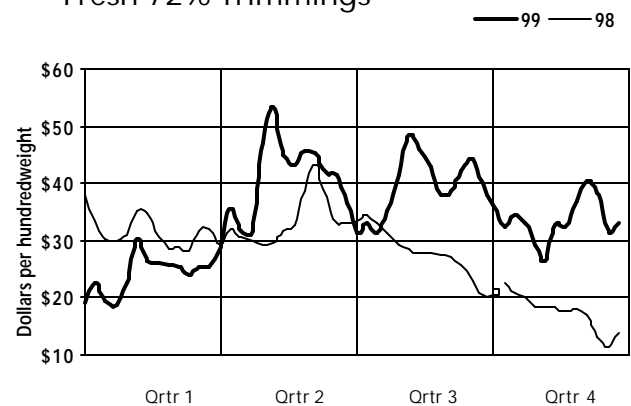
14-16# Trm'd Skin-on Belly



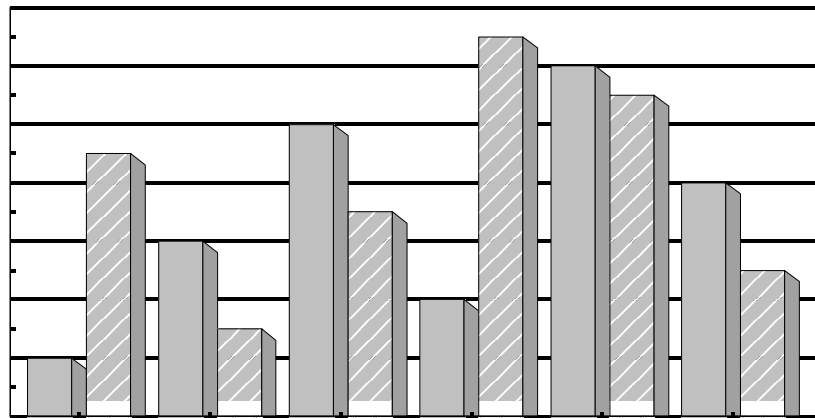
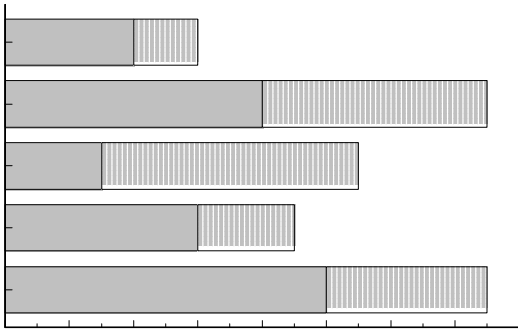
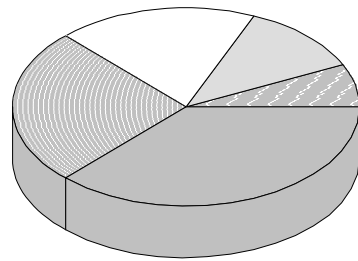
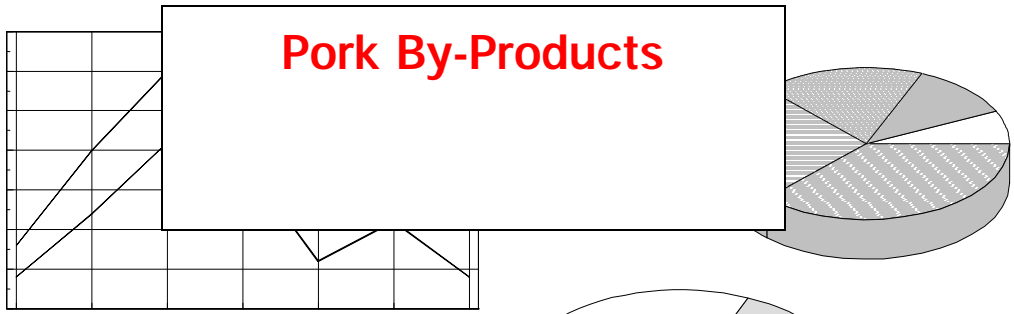
Fresh 42% Trimmings



Fresh 72% Trimmings



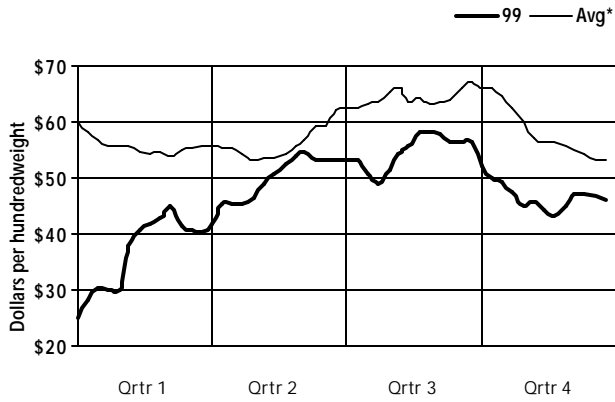
Graph Section



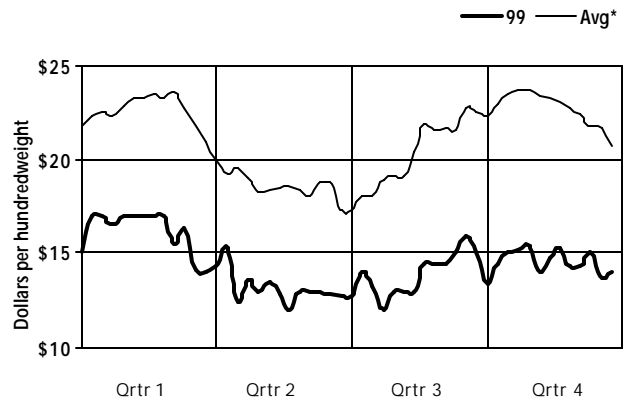
Pork By-Products

Pork Variety Meats

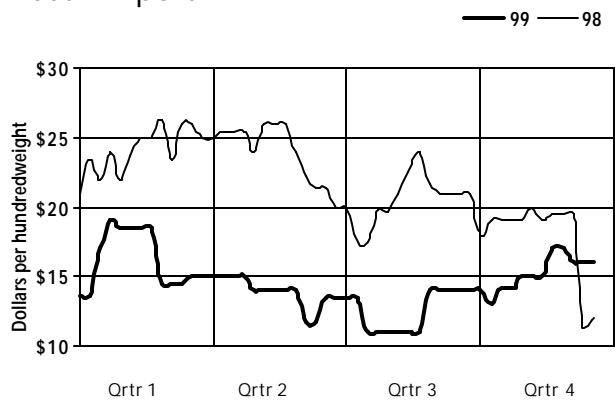
Cheek Meat



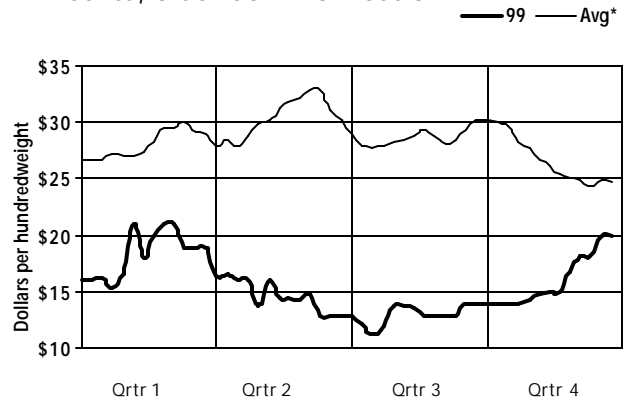
Feet - Domestic



Feet - Export

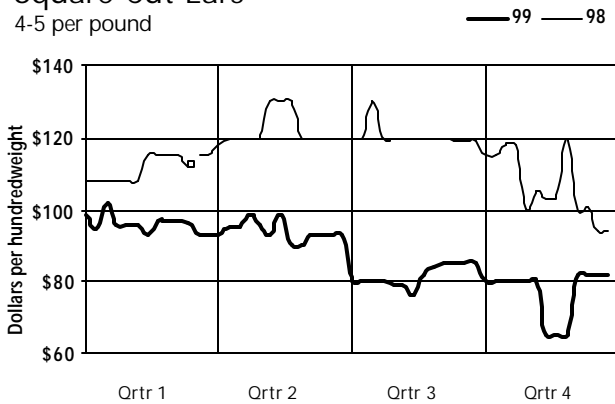


Hearts, Slashed - Domestic

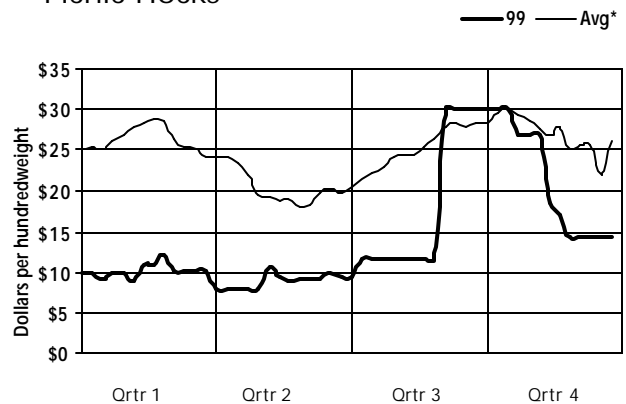


Square-Cut Ears

4-5 per pound



Picnic Hocks



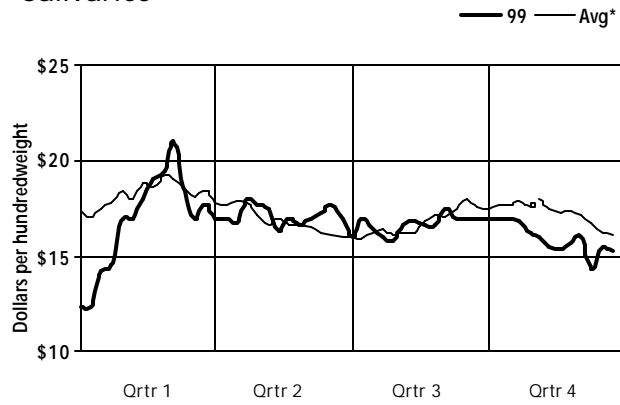
*Note: Avg = 5-year average (1994-1998)



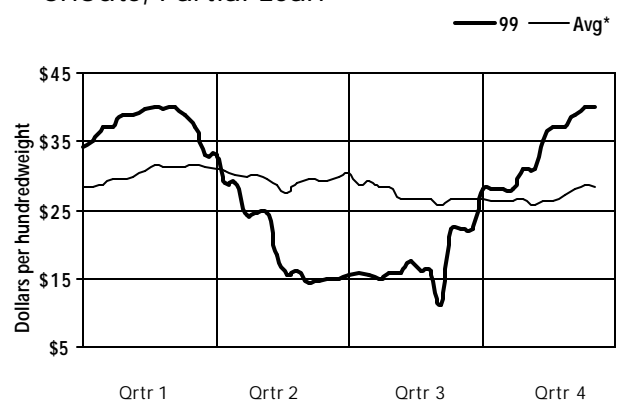
Pork By-Products

Pork Variety Meats, Lard and Grease

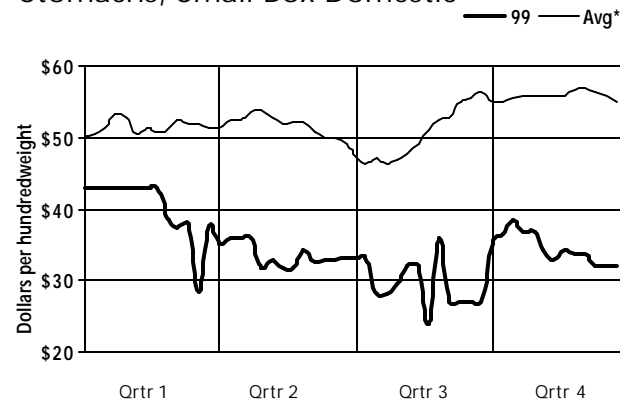
Salivaries



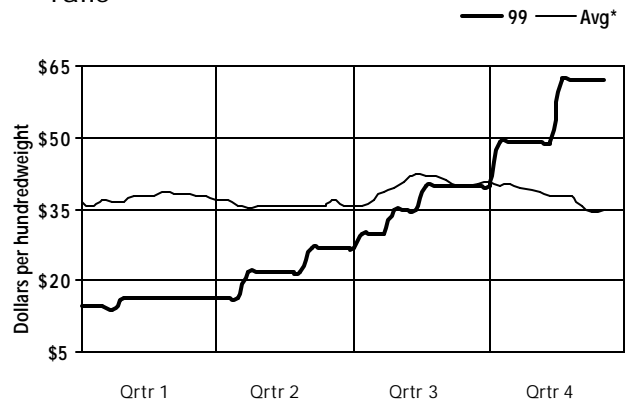
Snouts, Partial Lean



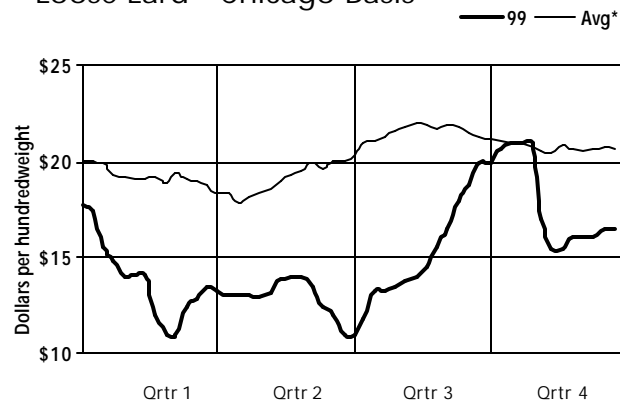
Stomachs, Small Box Domestic



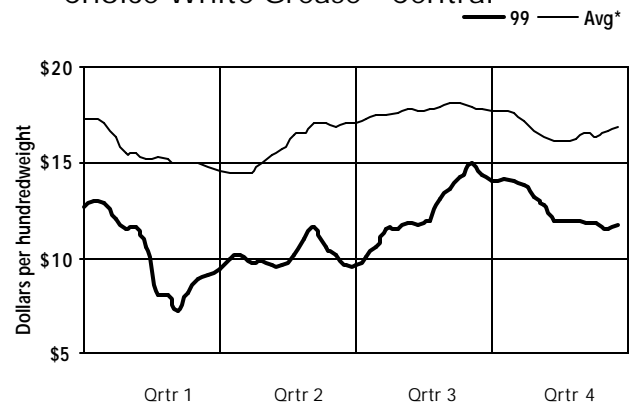
Tails



Loose Lard - Chicago Basis

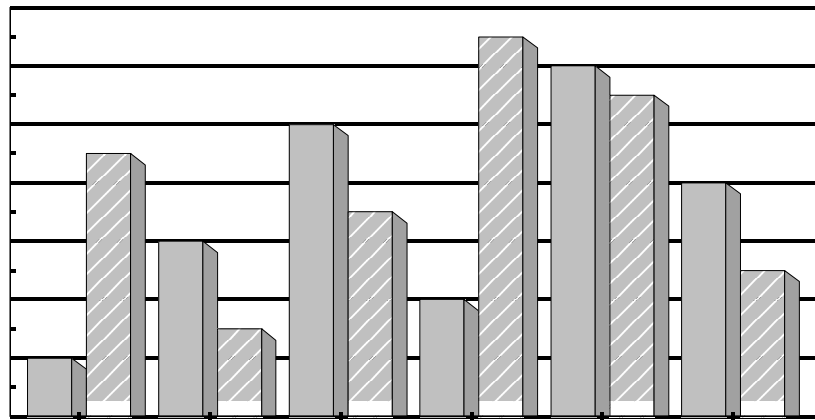
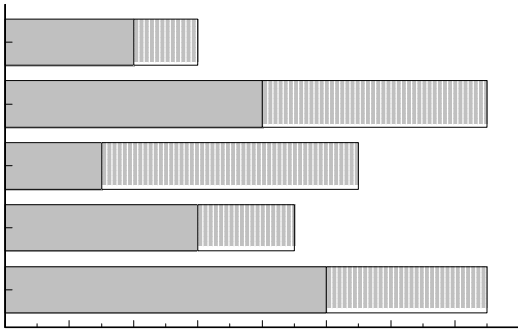
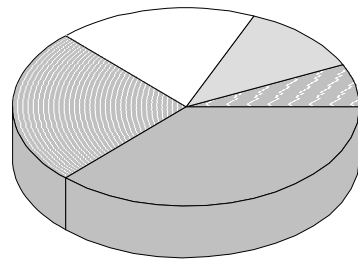
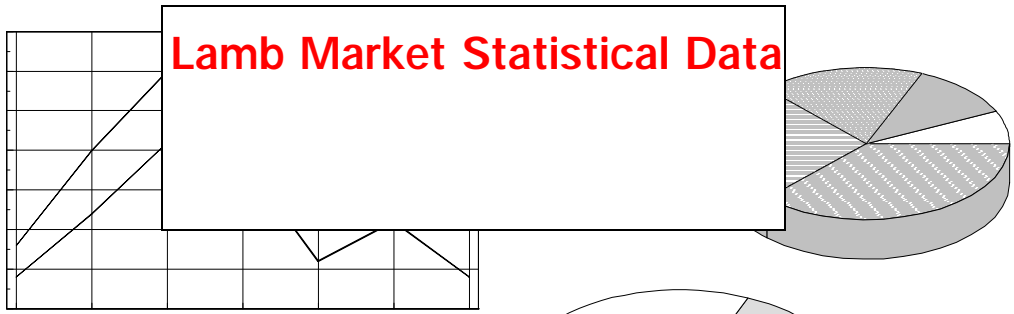


Choice White Grease - Central



*Note: Avg = 5-year average (1994-1998)

Graph Section



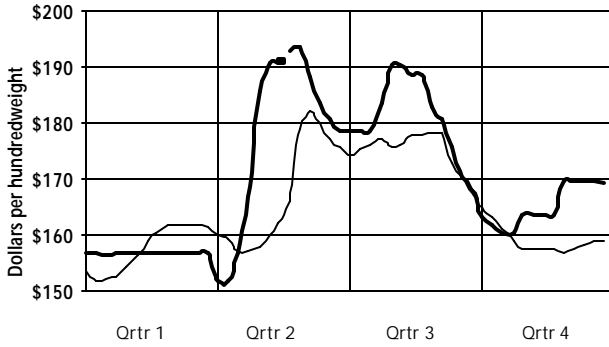
Lamb Carcass and Cuts

Lamb Carcass, Distributive Cuts and Cutout

Lamb Carcass - East Coast Basis

55-65#

— 99 — Avg*



Lamb Carcass vs. Cutout

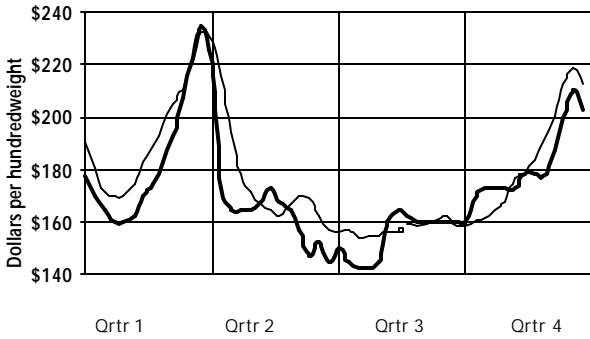
65-75# carcass vs. 65#/up cutout

— Carc — Cutout



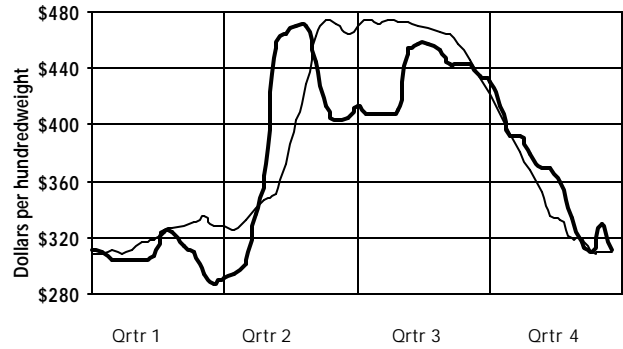
Double Legs

— 99 — Avg*



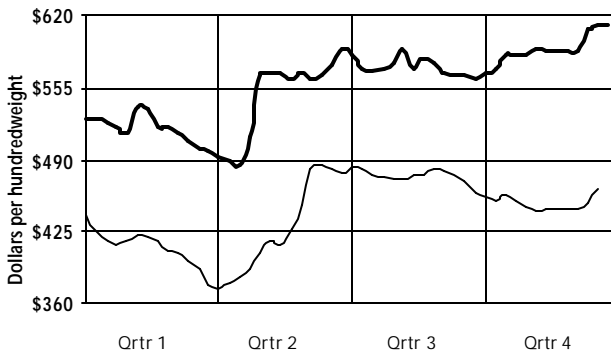
Trimmed Loins

— 99 — Avg*



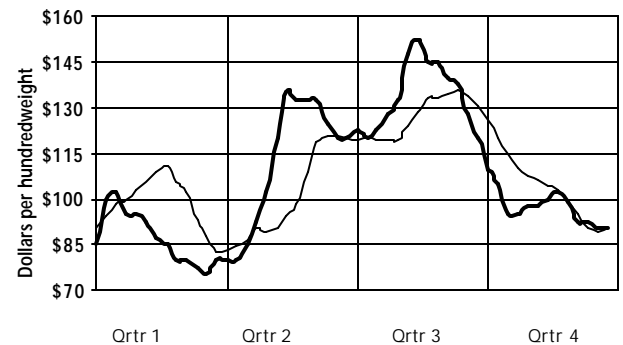
Hotel Racks, 7-9#'s

— 99 — Avg*



Cross-Cut Chucks

— 99 — Avg*

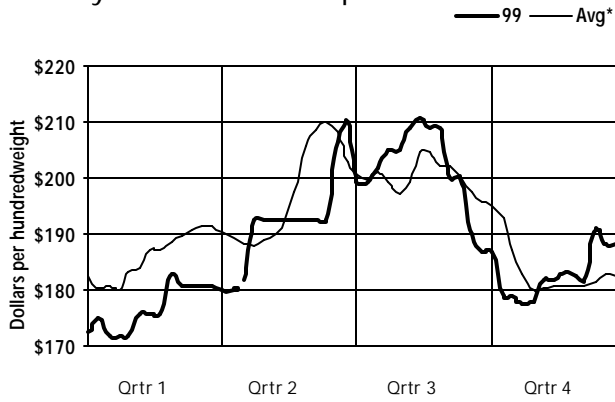


*Note: Avg = 5-year average (1994-1998)

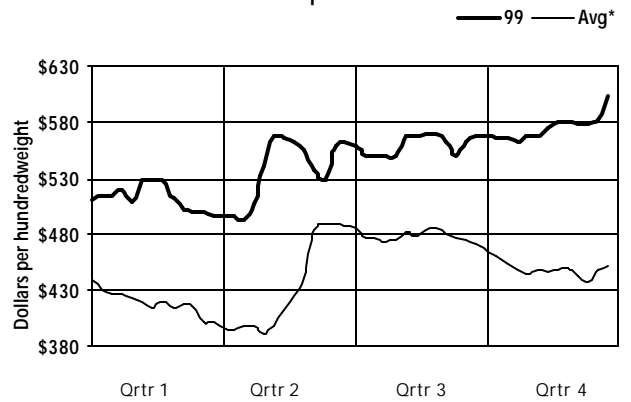


Boxed Lamb Cuts

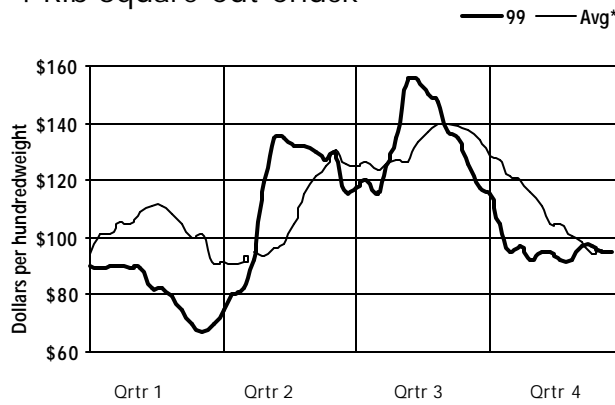
3-Way Carcass - 55#/up



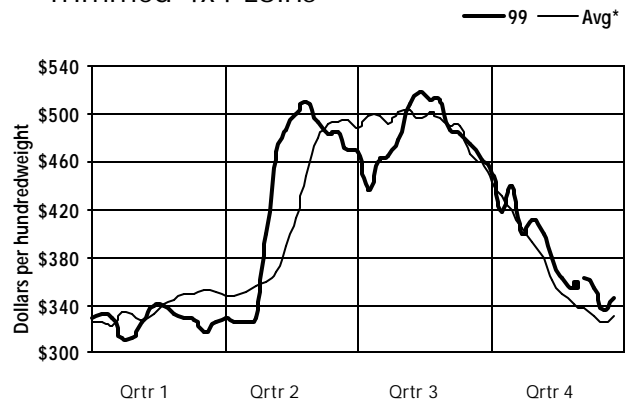
8-Rib Racks - 7#/up



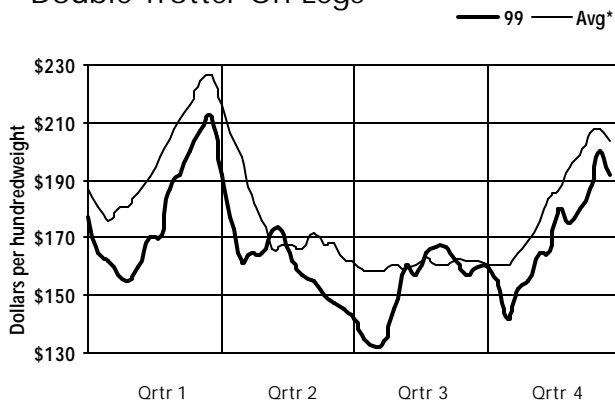
4-Rib Square-Cut Chuck



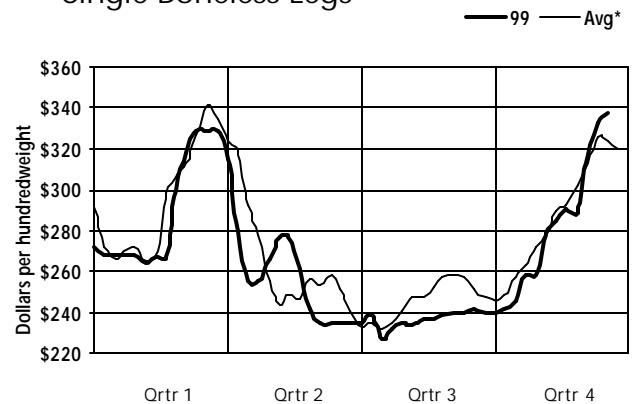
Trimmed 4x4 Loins



Double Trotter-On Legs



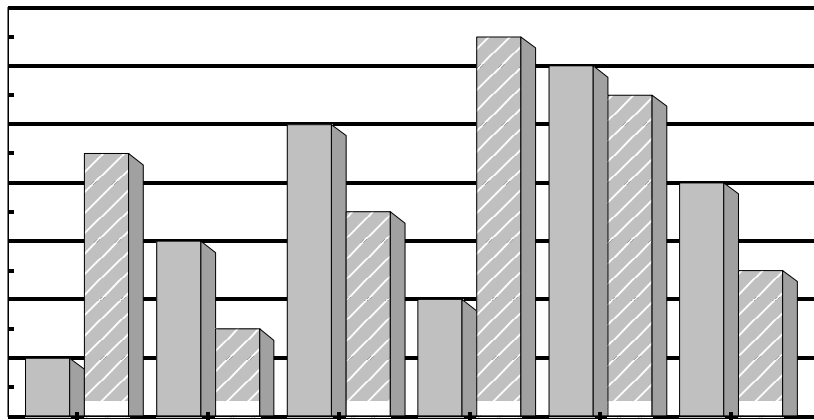
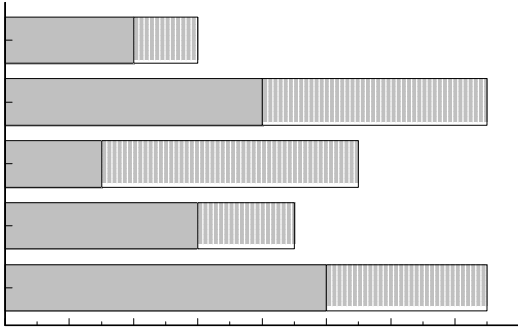
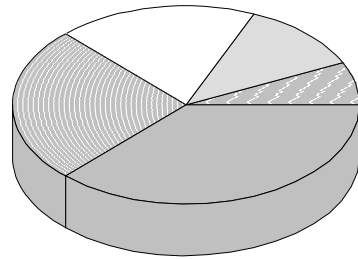
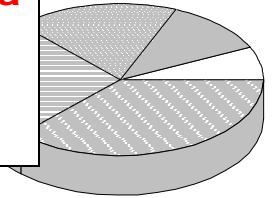
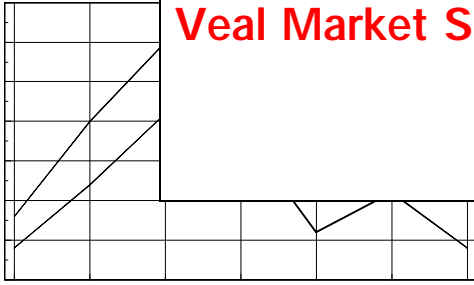
Single Boneless Legs



*Note: Avg = 5-year average (1994-1998)

Graph Section

Veal Market Statistical Data



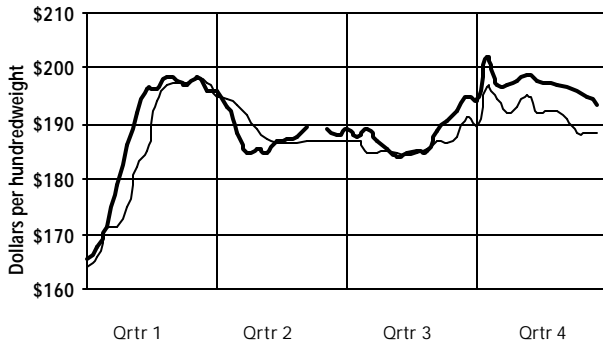
Veal Carcass and Cuts

Veal Carcass and Distributive Cuts

Hide-On Carcass

Northeast vs. North Central

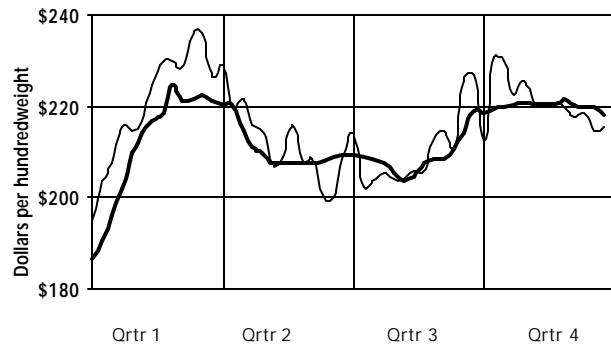
— East — Cntrl



Hide-Off Carcass

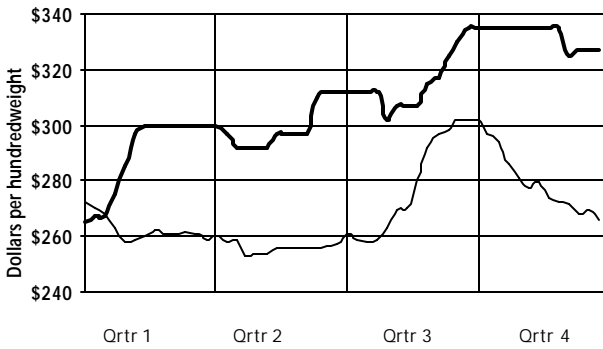
Northeast vs. North Central

— East — Cntrl



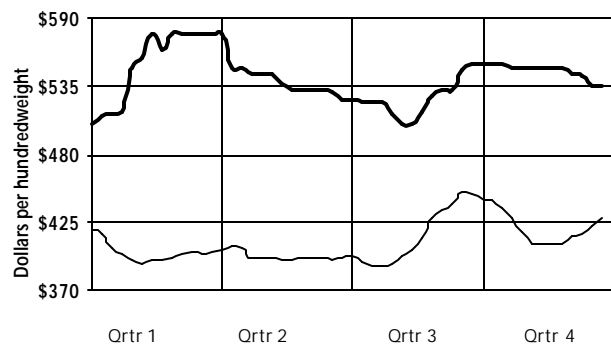
Regular Loins

— 99 — Avg*



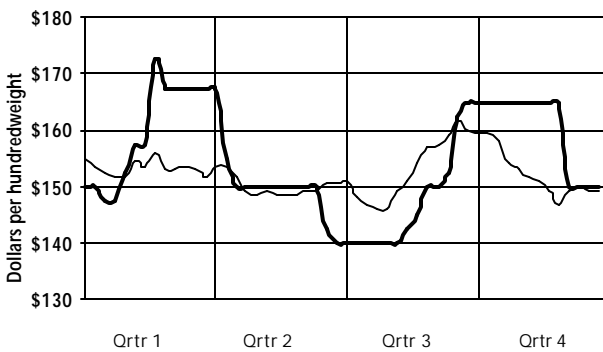
Hotel Rack - 7 Rib

— 99 — Avg*



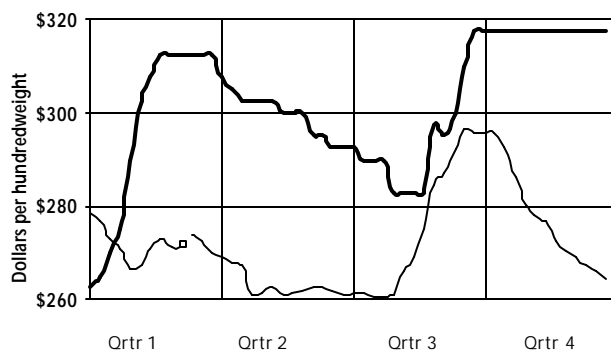
Full Shoulder

— 99 — Avg*



Double Legs

— 99 — Avg*

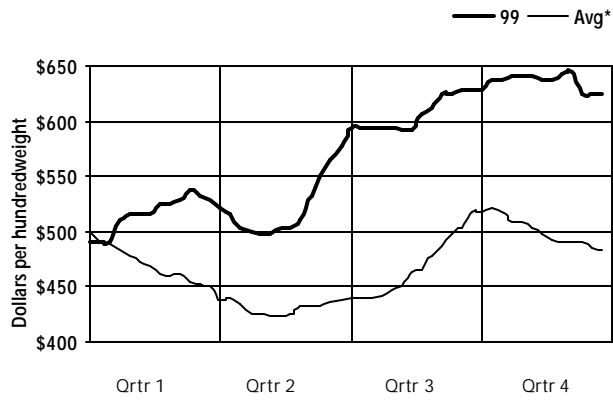


*Note: Avg = 5-year average (1994-1998)

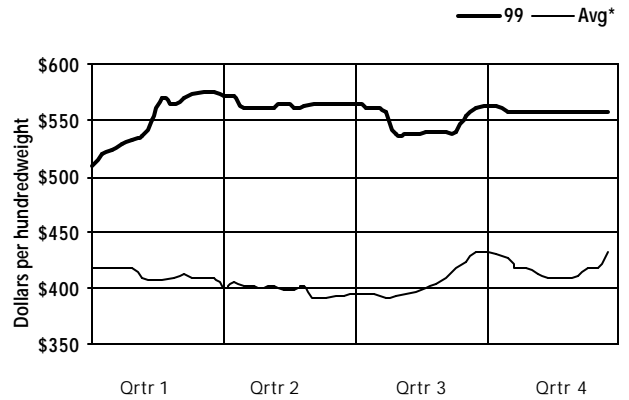


Boxed Veal Cuts

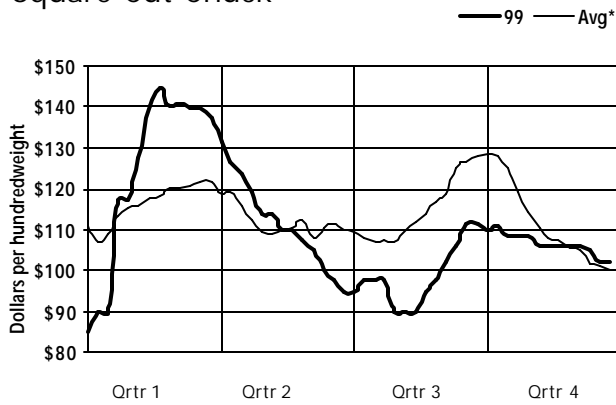
Trimmed 4x4 Loins



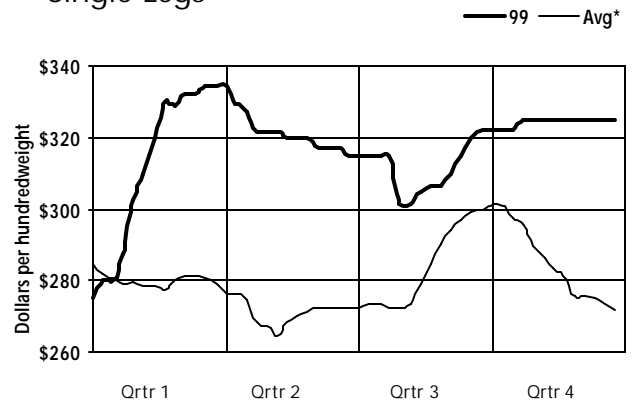
Hotel Rack - 7 Rib



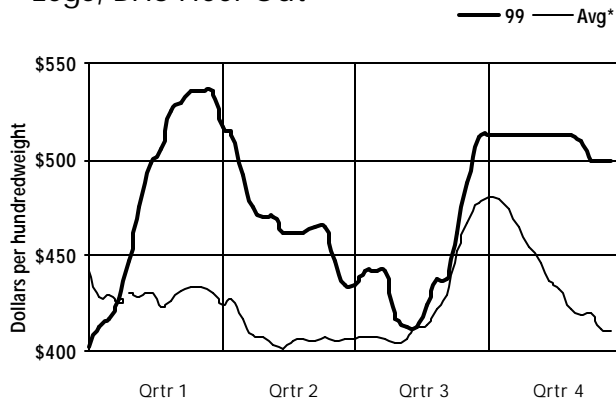
Square-Cut Chuck



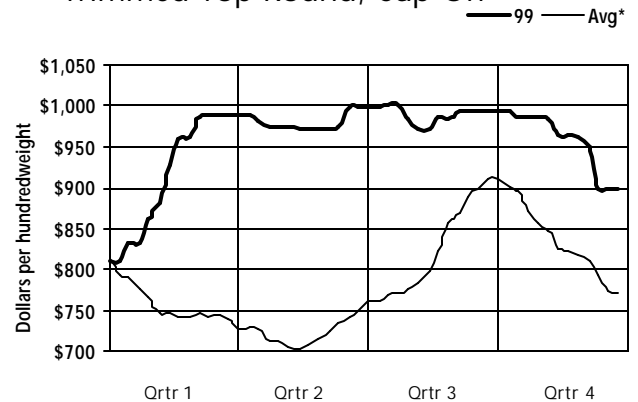
Single Legs



Legs, BHS Heel-Out

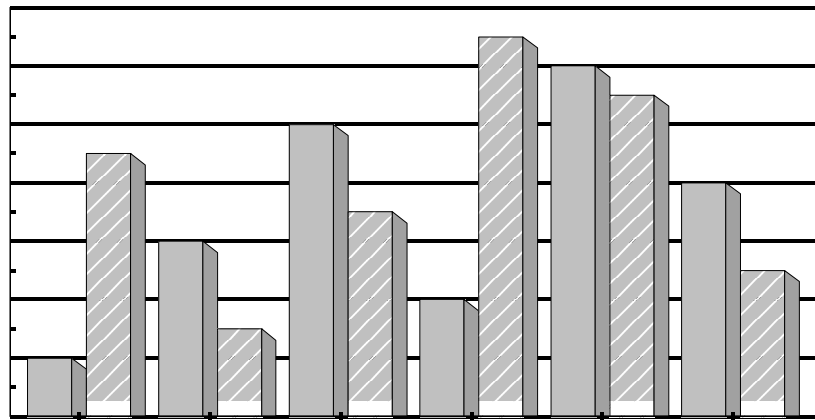
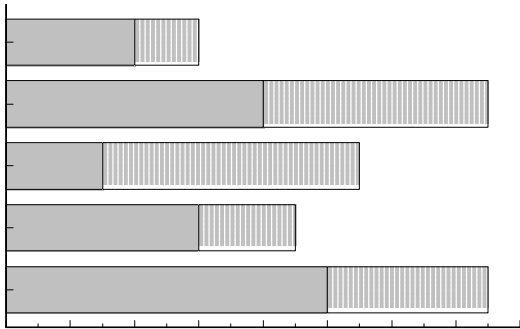
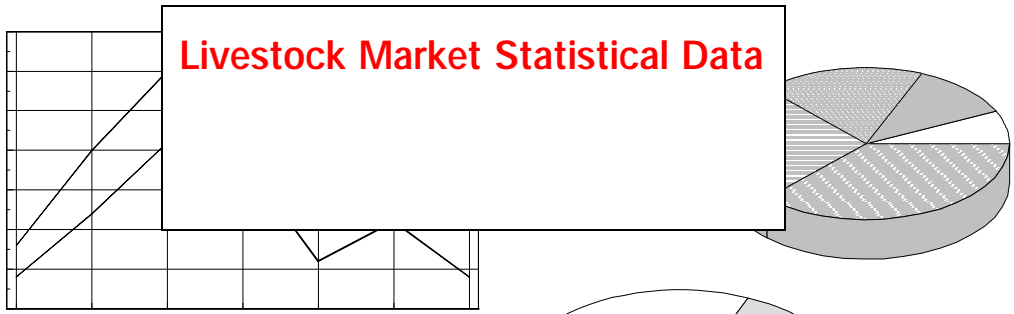


Trimmed Top Round, Cap-Off



*Note: Avg = 5-year average (1994-1998)

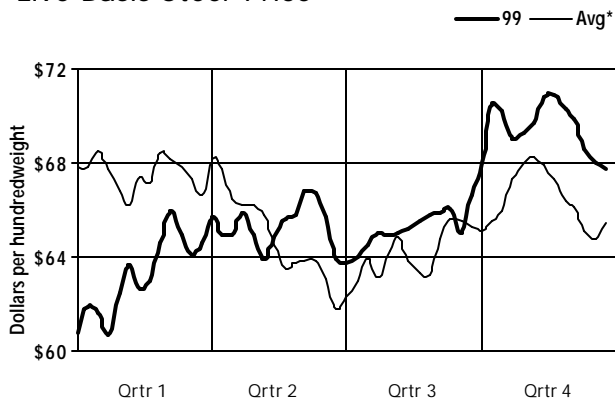
Graph Section



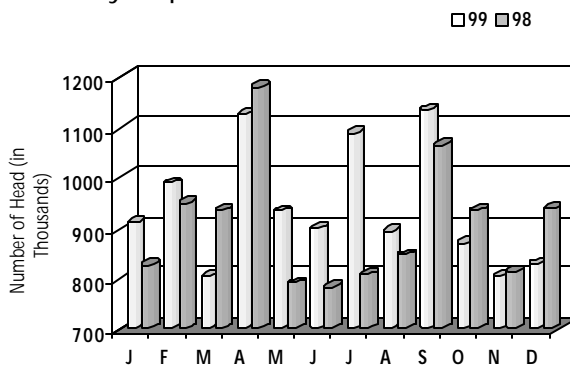
Live Cattle

5-Area Direct Cattle Market Carcass Premiums and Discounts

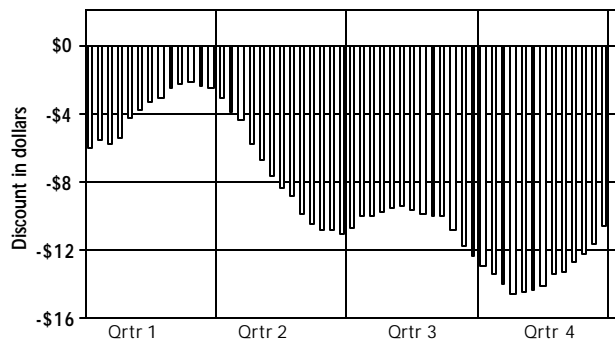
Live Basis Steer Price



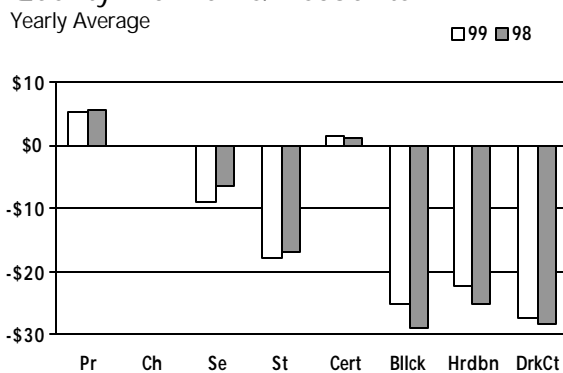
Monthly Reported Head Count



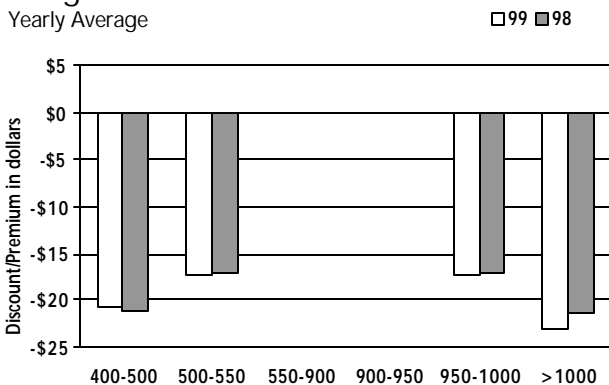
Average Weekly Select Discount



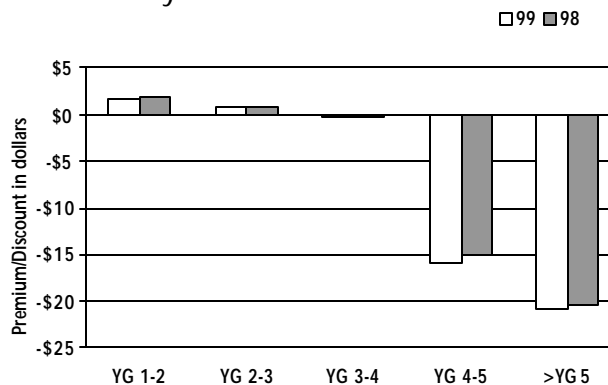
Quality Premiums/Discounts



Weight Premiums/Discounts



Cutability Premiums/Discounts



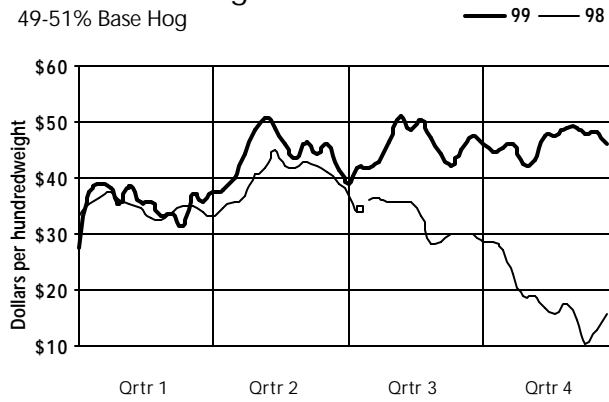
*Note: Avg = 5-year average (1994-1998)



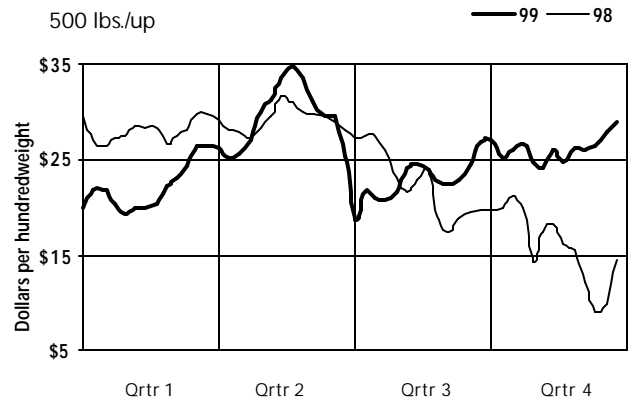
Live Hogs and Sheep

Iowa-Southern Minnesota Direct Hog Auction and Direct Sheep Markets

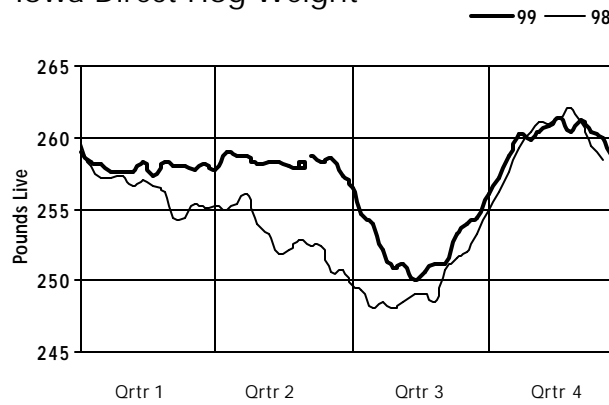
Iowa Direct Hog
49-51% Base Hog



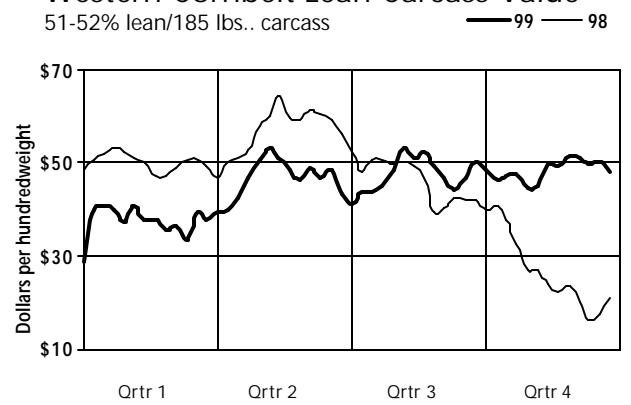
Iowa Direct Sow
500 lbs./up



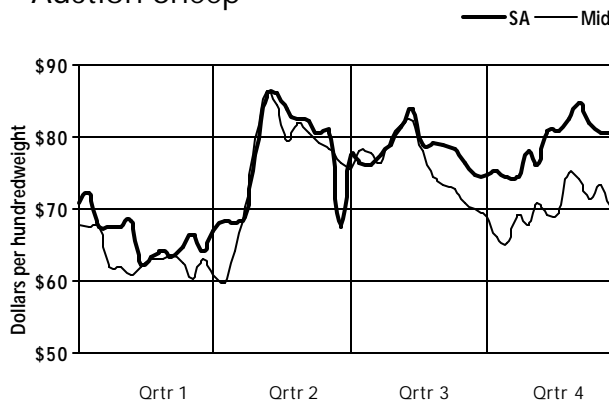
Iowa Direct Hog Weight



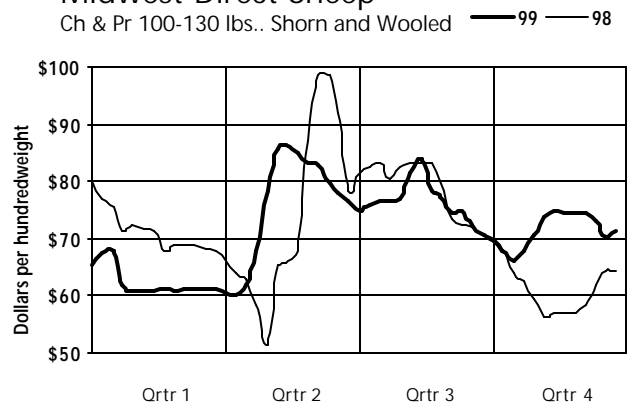
Western Cornbelt Lean Carcass Value
51-52% lean/185 lbs.. carcass



Auction Sheep

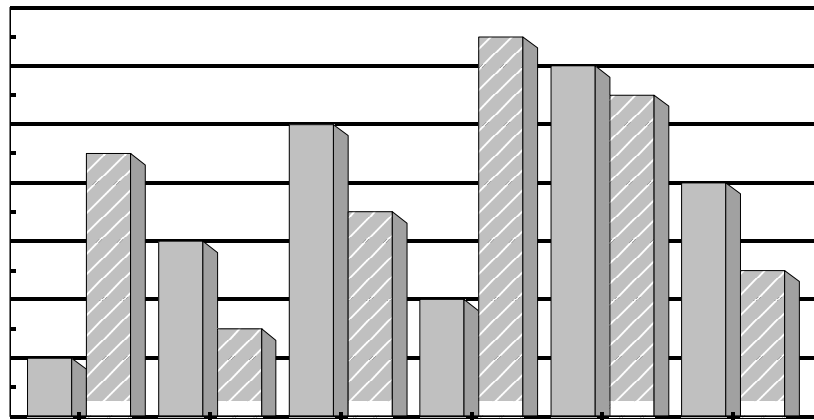
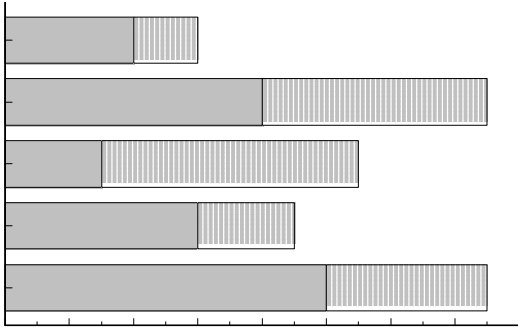
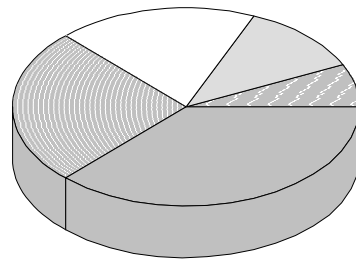


Midwest Direct Sheep



*Note: Avg = 5-year average (1994-1998)

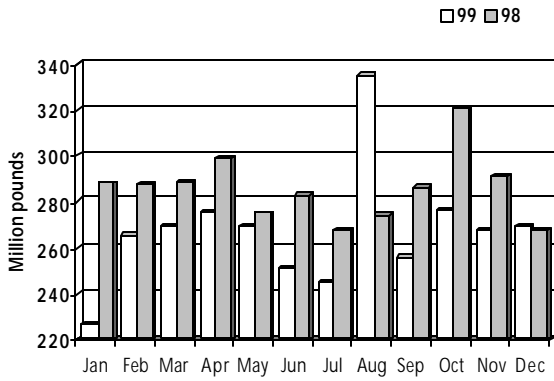
Graph Section



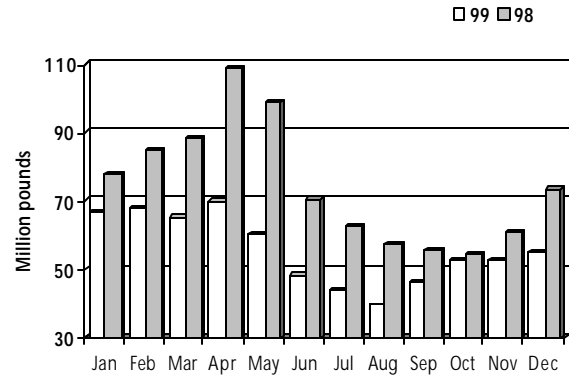
Stocks in Cold Storage

Beef and Pork held in Cold Storage

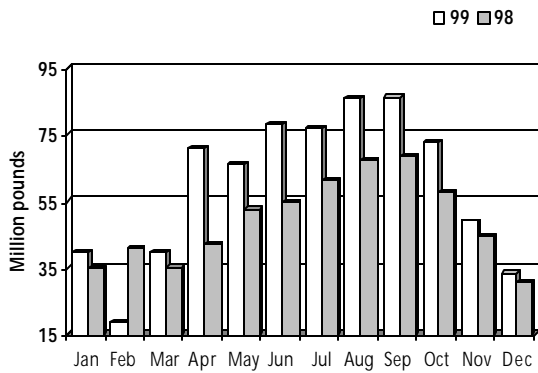
Boneless Beef



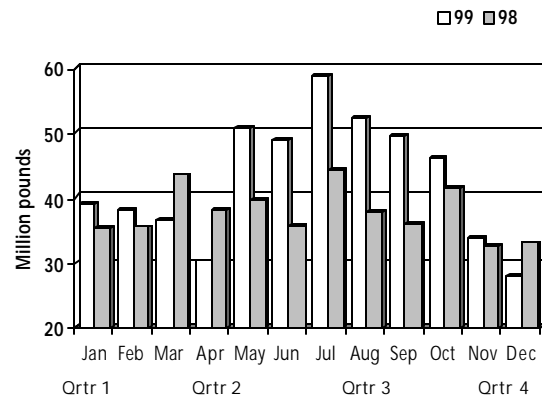
Pork Trimmings



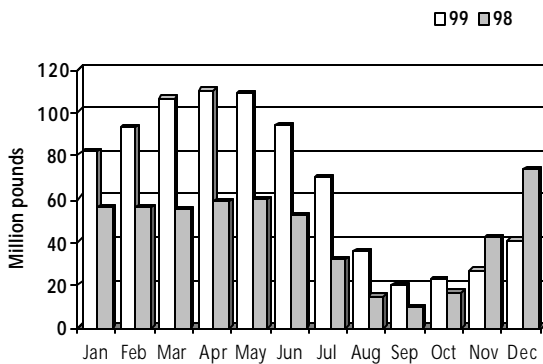
Bone-in Hams



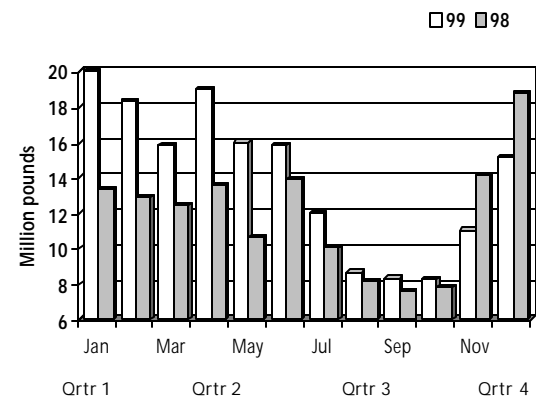
Boneless Hams



Bellies



Bone-in Pork Loins



*Note: Avg = 5-year average (1994-1998)

