

United States
Department of
Agriculture

Agriculture
Marketing
Services

DAIRY MARKET STATISTICS

1996 Annual Summary

PREFACE

Dairy Market News is a service provided by the U.S. Department of Agriculture (USDA) and cooperating State agencies under the authority of the Agricultural Marketing Act of 1946. The purpose is to provide dairy farmers and their cooperatives, processors, buyers and sellers of dairy products, and others with information which will help in making buying and selling decisions and future planning.

This is an annual summary of market statistics on dairy products collected and compiled by the Dairy Division of USDA's Agricultural Marketing Service (AMS), and published in "Dairy Market News," a weekly report. This annual summary contains data for 1996. Similar data have been published for the period 1940 through 1995.

In 1981, Congress passed the Agriculture and Food Act of 1981. Section 1121 of the Act authorized USDA to collect reasonable fees to cover the cost of postage, printing, and handling market news reports. A paid subscription system was initiated by AMS on August 1, 1982.

Issued April 1997

For sale by the U.S. Department of Agriculture, Agricultural Marketing Service,
Dairy Division, P.O. Box 8911, Madison, WI 53708-8911
Domestic - \$4.00; International \$6.00

"The United States Department of Agriculture (USDA) prohibits discrimination in its programs on the basis of race, color, national origin, sex, religion, age, disability, political beliefs and marital or familial status. (Not all prohibited bases apply to all programs.) Persons with disabilities who require alternative means for communication of program information (braille, large print, audiotape, etc.) should contact the USDA Office of Communications at (202) 720-5881 (voice) or (202) 720-7808 (TDD). To file a complaint, write the Secretary of Agriculture, U.S. Department of Agriculture, Washington, D.C., 20250, or call (202) 720-7327 (voice) or (202) 720-1127 (TDD). USDA is an equal employment opportunity employer."

TABLE OF CONTENTS

	Page
SUMMARY OF DAIRY MARKET NEWS OPERATIONS DURING 1996.....	4
SPECIAL ITEMS PUBLISHED IN THE WEEKLY IN DAIRY MARKET NEWS 1996.....	5
 I. PRODUCTION	
Table 1: Milk production, by State and United States, 1996.....	6
Table 2: U.S. production of selected dairy products, 1996.....	7
 II. STORAGE	
Table 3: Holdings of dairy products in selected storage centers, by week, 1996.....	8
Directory of Selected Cold Storage Centers.....	9
Table 4: Total, government, and commercial stocks, 1996.....	10
 III. PURCHASES	
Table 5: Monthly USDA purchases (delivery basis), 1996.....	11
Table 6: Adjusted Commodity Credit Corporation purchases (contract basis), by region, 1996.....	12
Table 7: Milk equivalent of adjusted Commodity Credit Corporation purchases (contract basis), 1996.....	14
 IV. BUTTER	
Table 8: Average wholesale selling prices delivered Chicago metropolitan area, 1996.....	15
Table 9: Prices paid f.o.b. Central States production area and California plants; wholesale selling prices delivered California and Northeast area, 1996.....	15
Table 10: Trading levels, sales, unfilled bids, and uncovered offers on the Chicago Mercantile Exchange, 1996.....	16
 V. CHEESE	
Table 11: Trading levels, sales, unfilled bids, and uncovered offers on the National Cheese Exchange, Inc., 1996.....	18
Table 12: Average prices paid f.o.b. Wisconsin Assembly points, 1996.....	20
Table 13: Average wholesale selling prices delivered Wisconsin, 1996.....	20
Table 14: Average wholesale selling prices delivered Northeastern area, 1996.....	20
Table 15: Average wholesale selling prices delivered Western area, 1996.....	20

	Page
Table 16: Imported: Wholesale selling prices at seller's dock or warehouse at New York, 1996.....	21
Table 17: Domestically made foreign type: Wholesale selling prices at seller's dock or warehouse, specified areas, 1996.....	21
VI. DRY AND CONCENTRATED MILK	
Table 18: Nonfat dry milk, 1996.....	22
Table 19: Nonfat dry milk, California Manufacturing Plants, 1996.....	22
Table 20: Wheypowder, edible nonhygroscopic, 1996.....	22
Table 21: Whey protein concentrate, edible, 34% protein, 1996.....	23
Table 22: Wheypowder, used for animal feed, 1996.....	23
Table 23: Buttermilk powder, 1996.....	23
Table 24: National evaporated milk, 1996.....	24
Table 25: Whole milk powder, 1996.....	24
Table 26: Lactose, edible, 1996.....	24
Table 27: National casein, edible nonrestricted, 1996.....	24
VII. FLUID MILK AND CREAM	
Table 28: Spot sales of Class II cream, 1996.....	25
Table 29: Spot sales of Class II condensed skim, 1996.....	25
Table 30: Fluid milk: Loads shipped from Wisconsin in shipping points, on spot basis, by weeks, 1996.....	26
Table 31: Commercial Disappearance: Total milk and selected manufactured dairy products, 1996.....	27
Table 32: Fluid milk sales, by product group, all areas combined by month and by region, 1996.....	28
Table 33: Measures of growth in Federal Milk Order Markets: selected years, 1947-96.....	29
Table 34: Price and Pool Statistics for Federal Milk Order Marketing Areas.....	30
Table 35: Minimum Federal Order Class I prices and announced cooperative Class I prices in selected cities, 1996.....	32

VIII. DAIRY RELATED INFORMATION

Page

Table 36:	U.S. milk, Minnesota-Wisconsin, Basic Formula Price, and butter-powder "Snubber" prices, 1996 with comparisons.....	33
Table 37:	Selected dairy farmer price measures, 1996 with comparisons.....	34
Table 38:	United States Agricultural price measures, 1996 with comparisons.....	35
Table 39:	Consumer price index for all urban consumers for selected products, U.S. city average, 1996.....	35
Table 40:	1996 Cowslaughter under Federal inspection-U.S. total.....	36
Table 41:	Mailbox Milk Prices for Selected Federal Milk Orders, 1996.....	37
	International Dairy Market News.....	38
	1996 Dairy Export Incentive Program (DEIP) bid acceptance: summary by month.....	40
	Dairy Market News: Voice and Internet Availability.....	41
	Terminology.....	43
	Monthly Summary and Averages.....	48
	1996 Monthly Averages.....	72

SUMMARY OF DAIRY MARKET NEWS OPERATIONS DURING 1996

Dairy Market News covers markets for dairy products of commercial significance. These include butter, various kinds of cheese, concentrated and dry milk products, and fluid milk and cream. The kinds of market data gathered are determined by industry needs and by the willingness of industry members to voluntarily provide the necessary information. Market news reporters obtain information by telephone, Market News Telecommunications System, and mail. They use the telephone most extensively in reaching buyers and sellers across the country and around the world.

Dairy Market News also includes related information such as Commodity Credit Corporation purchases, sales, and inventories; invitations and contract awards on dairy products by USDA's Agricultural Stabilization and Conservation Service; import information; and USDA releases on milk and dairy product production, marketings, stocks, prices, and outlook and situation information. A list of the topics of some of the more important related information included in the weekly reports is contained on page 5.

Prices are reported for trucklot or carlot quantities (36,000 to 40,000 pounds); less than trucklot quantities; and tanklot quantities (49,000 pounds). Prices for most products are issued once a week and represent an average value for the entire week. In calculating the monthly average, the weekly price is applied to each workday in the week that is within the month (Saturdays, Sundays, and holidays excluded). This procedure is called time weighting. It is important for months having a split week because it gives the proper weight to the days in each month. No monthly average price is computed if one or more weekly prices are missing.

Monthly averages for prices reported more than once a week are simple averages of all prices reported during the month. Yearly averages are simple averages of the monthly average prices. No yearly average is computed if one or more monthly average prices are missing.

The monthly Exchange averages are based on the exchange trading date prices and are time-weighted for each day, starting with the exchange trading date, until the next exchange trading date - Saturdays, Sundays, and National Holidays are included.

In addition to the printed report, Market News information is carried by news services and by newspapers, radio and television. Information also is available by telephone from Market News reporters. Some information is provided around the clock by recorded telephone messages (608-224-5088). USDA, Dairy Market News, in conjunction with the Wisconsin Department of Agriculture, Trade and Consumer Protection (WDATCP) now has information available on a Bulletin Board System (BBS) which allows USDA/WDATCP to offer the most current market information available in electronic form (608-224-5090).

Following are the addresses and telephone numbers of the offices from which Dairy Market News is collected and disseminated:

HEADQUARTERS

Market Information Branch
Dairy Division, Rm 2764
Agricultural Marketing Service
U.S. Department of Agriculture
Washington, DC 20090-6456
PHONE: 202/720-7461

National Dairy Market News Office
Market Information Branch
Dairy Division, AMS, USDA
2811 Agriculture Drive
Madison, WI 53704-6777
PHONE: 608/224-5080
FAX: 608/224-5078

RECORDED MESSAGES: 608/224-5088
ELECTRONIC BULLETIN BOARD: 608/224-5090
INTERNET ADDRESS: [HTTP://WWW.AMS.USDA.GOV](http://www.ams.usda.gov)

The Federal-State field office is located in Madison, Wisconsin. Write to the Market Information Branch Office, Dairy Division, AMS, USDA, at the following address:

P. O. Box 8911
Madison, WI 53708-8911

SPECIAL ARTICLES IN THE WEEKLY DAIRY MARKET NEWS - 1996

- Grade A/B Manufacturing Alternative to the M-W
Reports 19, 36, 37
- Dairy and Total Cow Slaughter Under Federal Inspection
Reports 5, 21, 25, 46
- Monthly Dairy Export Incentive Program (DEIP) Activity
Reports 1, 10, 14, 18, 23, 28, 36, 38, 40, 45, 49, 51
- Livestock, Dairy, and Poultry Situation & Outlook
Reports 5, 13, 23, 26, 28, 32, 36, 40, 49, 51
- Dairy Price Support Program Update
Report 8
- Utilization of Dairy Products Acquired Under the Price Support Program
Reports 7, 19, 29, 45
- 1995 U.S. Milk Production by State
Report 8
- January 1, 1996 Milk Cow Inventory
Report 7
- Refunds to Dairy Farmers for Reduced 1995 Markets
Report 20
- Annual 1995 Dairy Products
Report 21
- Mailbox Milk Prices for Selected Federal Orders
Reports 3, 7, 11, 13, 15, 21, 24, 28, 34, 37, 43, 46, 50
- Suggested Federal Milk Order Consolidation
Report 49
- World Exports of Dairy Products
Report 51
- Interim Dairy Export Incentive Program (DEIP) Announcements
Reports 6, 14, 29
- Measures of Growth in Federal Milk Order Markets
Report 12
- Annual 1995 Price & Pool Statistics
Reports 9, 10
- Milk Production & % Fluid Grade Eligible by State
Report 20
- Annual Minimum Federal Order & Announced Class I Prices
Report 4
- Milk Support Price to Increase for Calendar Year 1996
Report 1
- 1995 Monthly Averages
Report 2
- Estimated Supply and Use Projections for Milk
Reports 3, 7, 17, 20, 24, 33, 38, 43, 46

Table 1--Milk Production: By State and United States, 1995-96

STATE	MILK COWS 1/		MILK PER COW 2/		MILK PRODUCTION 2/		
	1995	1996	1995	1996	1995	1996	1996 AS % OF 1995
	THOUSANDS		POUNDS		MILLION POUNDS		PERCENT
AL	34	32	14,176	13,563	482	434	90
AK	0.7	0.8	17,000	16,875	11.9	13.5	113
AZ	114	120	19,561	20,083	2,230	2,410	108
AR	60	57	12,200	12,053	732	687	94
CA	1,254	1,264	20,211	20,458	25,344	25,859	102
CO	83	84	18,687	19,440	1,551	1,633	105
CT	32	30	16,438	16,567	526	497	95
DE	10	9.6	14,500	14,479	145	139	96
FL	162	156	14,698	15,391	2,381	2,401	101
GA	100	97	15,550	15,320	1,555	1,486	96
HI	10.4	9.4	13,654	13,723	142	129	91
ID	232	256	18,147	18,496	4,210	4,735	113
IL	161	154	14,857	15,162	2,392	2,335	98
IN	144	140	15,375	15,471	2,214	2,166	98
IA	251	250	16,135	15,304	4,050	3,826	95
KS	82	82	14,390	14,634	1,180	1,200	102
KY	162	153	12,469	12,157	2,020	1,860	92
LA	79	78	11,456	10,744	905	838	93
ME	40	40	16,025	16,200	641	648	101
MD	91	86	14,725	15,314	1,340	1,317	98
MA	28	27	16,000	16,185	448	437	98
MI	326	320	17,071	16,969	5,565	5,430	98
MN	599	598	15,708	15,786	9,409	9,440	100
MS	55	51	12,909	12,961	710	661	93
MO	190	179	14,158	13,631	2,690	2,440	91
MT	21	20	15,000	15,350	315	307	98
NE	74	69	14,797	15,217	1,095	1,050	96
NV	23.5	25	18,128	18,800	426	470	110
NH	20	19	16,300	17,053	326	324	99
NJ	23	22	13,913	13,500	320	297	93
NM	191	195	18,969	19,221	3,623	3,748	104
NY	703	702	16,501	16,423	11,600	11,529	99
NC	86	81	16,314	15,901	1,403	1,288	92
ND	64	62	13,094	12,968	838	804	96
OH	289	285	15,917	15,333	4,600	4,370	95
OK	97	97	13,433	12,938	1,303	1,255	96
OR	97	93	17,289	17,290	1,677	1,608	96
PA	642	644	16,511	16,522	10,600	10,640	100
RI	2.2	2	14,773	15,600	32.5	31.2	96
SC	27	26	14,481	14,654	391	381	97
SD	118	112	13,398	13,161	1,581	1,474	93
TN	126	116	13,849	13,940	1,745	1,617	93
TX	401	398	15,244	15,377	6,113	6,120	100
UT	88	91	16,739	17,000	1,473	1,547	105
VT	157	156	16,210	16,603	2,545	2,590	102
VA	129	126	15,116	14,325	1,950	1,805	93
WA	266	264	19,932	19,996	5,302	5,279	100
WV	21	20	12,667	12,600	266	252	95
WI	1,490	1,449	15,397	15,442	22,942	22,376	98
WY	6	6	14,100	14,050	84.6	84.3	100
U.S. 3/	9,458	9,351	16,433	16,498	155,425	154,268	99

1/ Average number during year, excluding heifers not yet fresh. 2/ Excludes milk sucked by calves. 3/ Will not add due to rounding.

SOURCE: "Milk Production," Da 1-1 (2-97), Agricultural Statistics Board, National Agricultural Statistics Service, U.S. Department of Agriculture.

THE GRAPH SEEN ON THIS PAGE OF THE PRINTED REPORT CAN BE FOUND ON THE LAST PAGES OF THIS DOCUMENT.

Table 2—Production: U.S. production of selected dairy products, 1996

Year and Month	Butter	Total cheese 1/	Nonfat dry milk	Total dry whey 2/	Frozen desserts 3/
	1,000 pounds			Thou. gallons	
JAN	125,431	585,453	98,945	89,595	80,402
FEB	118,088	576,746	92,967	93,545	88,461
MAR	113,249	621,926	104,443	97,431	102,300
APR	107,907	601,503	113,063	97,891	110,564
MAY	100,732	628,417	112,647	102,104	122,803
JUN	72,949	595,934	93,412	97,977	132,038
JUL	72,050	571,430	80,702	95,982	134,281
AUG	73,165	581,849	61,708	93,529	122,146
SEP	80,951	585,063	56,216	86,198	102,126
OCT	95,483	608,203	65,813	87,285	94,043
NOV	95,127	586,877	75,358	79,441	75,778
DEC	111,068	628,312	101,314	89,195	76,831
1996	1,166,200	7,171,713	1,056,588	1,110,173	1,241,773
1995*	1,260,736	6,883,139	1,233,838	1,173,285	1,258,023

* Revised.

1/ Excludes cottage cheese.

2/ Excludes all modified whey products.

3/ Frozen desserts include: Ice cream, lowfat ice cream, nonfat ice cream, and hard sherbet.

Note: Percent of Wisconsin American cheese production, by style, 1995: Barrel, 22.0; 40-lb. blocks, 24.5; 640-lb. blocks, 33.0; Colby, 9.0; Monterey Jack, 9.0; and all other 2.5.

Source: National Agricultural Statistics Service, USDA.

Table 3 -- Storage: Holdings of dairy products in selected storage centers, by week, 1996 ^{1/}
(Includes Government stocks)

Week ending	Butter	American cheese	Week ending	Butter	American cheese
	1,000 lbs.			1,000 lbs.	
JAN 01	6,212	107,300	JUL 01	17,140	110,485
08	5,081	107,442	08	19,658	112,604
15	5,308	109,610	15	19,320	110,998
22	8,615	111,180	22	17,167	113,593
29	9,964	109,108	29	17,563	115,349
FEB 05	12,246	107,760	AUG 05	16,979	113,926
12	17,288	107,905	12	16,977	113,008
19	18,145	109,942	19	17,235	111,124
26	17,659	105,138	26	18,719	111,069
MAR 04	16,538	106,788	SEP 02	17,949	110,656
11	15,634	105,351	09	16,505	110,450
18	12,910	103,673	16	15,931	109,772
25	13,265	103,174	23	15,729	105,126
APR 01	14,190	102,993	30	15,786	104,896
08	13,929	103,625	OCT 07	13,986	104,694
15	15,686	105,841	14	12,756	107,360
22	14,529	105,002	21	12,477	106,280
29	14,558	105,257	28	11,876	104,749
MAY 06	15,331	100,561	NOV 04	12,515	103,288
13	15,363	105,940	11	12,494	104,541
20	16,342	108,811	18	12,074	106,978
27	11,293	108,599	25	11,018	108,611
JUN 03	16,212	110,225	DEC 02	9,816	108,689
10	16,352	110,749	09	8,120	109,324
17	17,212	111,257	16	5,861	106,103
24	17,363	108,905	23	3,634	106,722
			30	4,322	108,743

^{1/} Holdings as of mornings of given dates. See listing of "Selected Storage Centers" on page 9 of this report.

SOURCE: Dairy Market News

Directory of Selected Storage Centers

Cold storage data are collected from the following storage centers each Monday and published as
COLD STORAGE HOLDINGS - SELECTED STORAGE CENTERS.

BUTTER

Boston, Massachusetts
Chicago, Illinois
Denver, Colorado
Exeter, California
Fairmont, Minnesota
Fresno, California
Green Bay, Wisconsin
Kansas, City, Missouri
Los Angeles, California
Madison, Wisconsin
Mankato, Minnesota
Minneapolis-St. Paul, Minnesota
Modesto, California
New York, New York
Newport, Minnesota
Oakland, California
Philadelphia, Pennsylvania
Pittsburgh, Pennsylvania
Portland, Oregon
Springfield, Massachusetts
Tillamook, Oregon
Tulare, California
Winthrop, Minnesota

CHEESE

Atlanta, Georgia
Boston, Massachusetts
Chicago, Illinois
Denver, Colorado
Dinuba, California
Exeter, California
Fairmont, Minnesota
Fresno, California
Green Bay, Wisconsin
Kansas, City, Missouri
Los Angeles, California
Madison, Wisconsin
Manitowoc, Wisconsin
Marshfield, Wisconsin
Milbank, South Dakota
Minneapolis-St. Paul, Minnesota
Modesto, California
Monroe, Wisconsin
Mosinee, Wisconsin
Neosho, Missouri
New Ulm, Minnesota
Newport, Minnesota
Philadelphia, Pennsylvania
Plymouth, Wisconsin
Portage, Wisconsin
Portland, Oregon
Sheboygan, Wisconsin
Spencer, Wisconsin
Springfield, Massachusetts
Tillamook, Oregon
Tulare, California

Table 4--Storage: Total, Government, and commercial stocks, 1996

Month	Storage Holdings <u>1/</u>										
	Butter			Cheese					Nonfat dry milk		
	Total <u>2/</u>	Government owned	Commercial	Total <u>2/</u>	Government owned <u>3/</u>	Commercial	American <u>4/</u>	Swiss	Total <u>2/</u>	Government owned	Commercial
	Million pounds										
Jan.	25.5	3.4	22.1	441.3	0.1	441.2	323.1	8.5	85.6	13.9	71.7
Feb.	33.7	3.5	30.2	466.4	0.1	466.3	343.1	8.9	90.2	10.2	80.0
Mar.	48.7	1.3	47.4	490.9	0.1	490.7	348.9	11.2	108.0	9.6	98.4
Apr.	39.8	2.5	37.3	517.4	0.1	517.3	368.5	10.3	110.4	10.2	100.3
May	34.0	1.0	33.0	533.3	0.1	533.3	381.2	10.9	87.9	1.4	86.5
June	29.7	0.8	28.9	535.6	0.1	535.6	385.4	12.2	83.9	1.5	82.5
July	31.7	0.8	30.9	526.0	0.2	525.8	386.9	12.9	77.2	0.4	76.8
Aug.	27.3	0.8	26.4	490.3	0.2	490.0	368.7	12.6	66.5	0.4	66.1
Sept.	21.4	0.5	20.9	485.9	0.2	485.7	363.8	12.7	50.6	0.4	50.2
Oct.	20.6	0.2	19.9	485.4	0.2	485.2	370.3	12.0	47.5	0.3	47.2
Nov.	17.7	0.2	17.4	480.2	0.1	480.1	369.6	13.3	49.6	0.4	49.2
Dec.	13.7	0.3	13.4	487.0	*	486.9	379.7	12.7	71.4	0.3	71.1

* Less than 50,000 pounds.

1/ End of month.

2/ May not add due to rounding.

3/ Represents natural cheese only and does not include government holdings of process cheese.

4/ Includes Government stocks.

SOURCE: National Agricultural Statistics Service and Farm Service Agency, USDA.

TABLE 5 -- U.S.D.A. purchases (delivery basis) 1/ 2/, 1996 with comparisons

Month	Butter		Cheese				Nonfat Dry Milk <u>4/</u>	
			American <u>3/</u>		Mozzarella			
	1995	1996	1995	1996	1995	1996	1995	1996
(Million Pounds)								
JAN	16.2	.0	2.5	5.1	0.8	1.5	64.2	.0
FEB	45.3	.2	2.7	3.7	1.6	0.9	150.2	3.6
MAR	1.1	.0	2.8	0.9	0.9	.0	14.6	58.6
APR	0.2	.0	2.5	2.3	0.4	0.6	3.6	14.6
MAY	1.5	.0	.0	12.5	.0	7.1	7.2	3.7
JUN	1.9	.0	11.3	7.5	5.6	2.5	18.3	0.6
JUL	.0	.0	0.2	1.9	.0	2.6	32.3	1.3
AUG	.0	.0	12.9	3.7	3.8	1.7	12.4	1.6
SEP	.0	.0	1.6	.0	2.2	.0	34.1	0.6
OCT	.0	.0	6.9	11.0	3.2	4.0	10.0	5.3
NOV	.0	.0	7.3	4.4	2.4	1.9	0.6	19.1
DEC	.0	.0	.0	5.2	.0	2.9	10.4	9.3
TOTAL <u>5/</u>	66.2	0.2	50.9	58.3	20.9	25.7	358.0	118.3

1/ Purchases by months of delivery regardless of when contracts were made. 2/ Some purchased under competitive bids and DEIP. 3/ Includes process cheese. 4/ Includes dry whole milk. 5/ May not add due to rounding.

NOTE: Deliveries under DEIP are estimated.

Source: Farm Service Agency, USDA.

Table 6 -- Purchases: Adjusted Commodity Credit Corporation (CCC) purchases (contract basis) by region, 1996 1/ 2/

Week ending	Bulk butter			Cheddar cheese			Nonfat dry milk											
	Midwest	West	East	Block	Barrel	Nonfortified	Fortified											
	1,000 lbs.																	
AUG 02	0	0	0	0	0	0	0	0	0	0	0	0	0	0	0	0	0	
09	0	0	0	0	0	0	0	0	0	0	0	0	0	0	0	0	0	
16	0	0	0	0	0	0	0	0	0	0	0	0	0	0	0	0	0	
23	0	0	0	0	0	0	0	0	0	0	0	0	0	0	0	0	0	
30	0	0	0	0	0	0	0	0	0	0	0	0	0	0	0	0	0	
SEP 06	0	0	0	0	0	0	0	0	0	0	0	0	0	0	0	0	0	
13	0	0	0	0	0	0	0	0	0	0	0	0	0	0	0	0	0	
20	0	0	0	0	0	0	0	0	0	0	0	0	0	0	0	0	0	
27	0	0	0	0	0	0	0	0	0	0	0	0	0	0	0	0	0	
OCT 04	0	0	0	0	0	0	0	0	0	0	0	0	0	0	0	0	0	
11	0	0	0	0	0	0	0	0	0	0	0	0	0	0	0	0	0	
18	0	0	0	0	0	0	0	0	0	0	0	0	0	0	0	0	0	
25	0	0	0	0	0	0	0	0	0	0	0	0	0	0	0	0	0	
NOV 01	0	0	0	0	0	0	0	0	0	0	0	0	0	0	0	0	0	
08	0	0	0	0	0	0	0	0	0	0	0	0	0	0	0	0	0	
15	0	0	0	0	0	0	0	0	0	0	0	0	0	0	0	0	0	
22	0	0	0	0	0	0	0	0	0	0	0	0	0	0	0	0	0	
29	0	123	0	0	0	0	0	0	0	0	0	0	0	0	0	0	0	
DEC 06	0	-123	0	0	0	0	0	0	0	0	0	0	0	0	0	0	0	
13	0	0	0	0	0	0	0	0	0	0	0	0	0	0	0	0	0	
20	0	0	0	0	0	0	0	0	0	0	0	0	0	0	0	0	0	
27	0	0	0	0	0	0	0	0	0	0	0	0	0	0	0	0	0	
31	0	0	0	0	0	0	0	0	0	0	0	0	0	0	0	0	0	

1/ Adjusted purchases are total purchases, contract basis, less cancellations. Negative figures can result when previous week(s) cancellations exceed current week purchases (contract basis).

2/ East includes 17 States: Maine, Vermont, New York, Rhode Island, West Virginia, Virginia, North Carolina, South Carolina, Georgia, Florida, Maryland, Delaware, New Hampshire, Connecticut, Pennsylvania, Massachusetts, and New Jersey.
 West includes 11 States: Washington, Montana, Oregon, Wyoming, California, Idaho, Arizona, New Mexico, Colorado, Nevada, and Utah.
 Midwest includes 20 States: Texas, Mississippi, Oklahoma, Kansas, South Dakota, Nebraska, North Dakota, Minnesota, Iowa, Missouri, Arkansas, Louisiana, Wisconsin, Illinois, Michigan, Indiana, Ohio, Kentucky, Tennessee, and Alabama.

Note: Leading States in CCC purchases by commodity (in thousand pounds), marketing year October 1, 1995 - September 30, 1996: There were no net purchases under the price support program during the marketing year.

Source: FSA - Farm Service Agency

THE GRAPH SEEN ON THIS PAGE OF THE PRINTED REPORT CAN BE FOUND ON THE LAST PAGES OF THIS DOCUMENT.

Table 7—Purchases: Milk equivalent of adjusted Commodity Credit Corporation purchases (contract basis), 1996 ^{1/}

Week ending	Milk equivalent	Cumulative milk equivalent ^{1/}	Week ending	Milk equivalent	Cumulative milk equivalent ^{1/}	Week ending	Milk equivalent	Cumulative milk equivalent ^{1/}
Million lbs.			Million lbs.			Million lbs.		
JAN 05	: .0	.0	:: MAY10	.0	.0	:: SEP 13	.0	.0
12	: .0	.0	:: 17	.0	.0	:: 20	.0	.0
19	: .0	.0	:: 24	.0	.0	:: 27	.0	.0
26	: .0	.0	:: 31	.0	.0	:: OCT 04	.0	.0
FEB 02	: .0	.0	:: JUN 07	.0	.0	:: 11	.0	.0
09	: .0	.0	:: 14	.0	.0	:: 18	.0	.0
16	: 4.2	4.2	:: 21	.0	.0	:: 25	.0	.0
23	: -4.2	.0	:: 28	.0	.0	:: NOV 01	.0	.0
MAR 01	: .0	.0	:: JUL 05	.0	.0	:: 08	.0	.0
08	: .0	.0	:: 12	.0	.0	:: 15	.0	.0
15	: .0	.0	:: 19	.0	.0	:: 22	.0	.0
22	: .0	.0	:: 26	.0	.0	:: 29	2.7	2.7
29	: .0	.0	:: AUG 02	.0	.0	:: DEC 06	-2.7	.0
APR 05	: .0	.0	:: 09	.0	.0	:: 13	.0	.0
12	: .0	.0	:: 16	.0	.0	:: 20	.0	.0
19	: .0	.0	:: 23	.0	.0	:: 27	.0	.0
26	: .0	.0	:: 30	.0	.0	:: 31	.0	.0
MAY 03	: .0	.0	:: SEP 06	.0	.0	::		

^{1/} Total purchases less cancellations. Milk equivalent computed as follows: Butter purchases times 21.8 plus cheese purchases times 9.23. Includes purchases of packaged butter, process cheese, and Mozzarella. Cumulative may not add due to rounding.

Dollars per lb.

	JAN	FEB	MAR	APR	MAY	JUN	JUL	AUG	SEP	OCT	NOV	DEC	1996 AVERAGE	1995 AVERAGE
--	-----	-----	-----	-----	-----	-----	-----	-----	-----	-----	-----	-----	-----------------	-----------------

Table 8--Butter Average wholesale selling prices delivered Chicago Metropolitan area, 1996 * 1/
 (Bulk in fiber boxes - trucklot)
 Dollars per lb.

GRADE AA	0.8019	0.7312	0.7250	0.7573	0.9350	1.3525	1.5212	1.5350	1.5350	1.4336	0.8579	0.8035	1.0824	0.8188
GRADE A	0.7542	0.6642	0.6550	0.6896	0.8779	1.2925	1.4527	1.4550	1.4550	1.2864	0.7412	0.7185	1.0035	0.7559

* Prices reported more than once a week. Monthly prices represent a simple average of prices reported during the month.

1/ Prices include Commodity Credit Corporation (CCC) purchase prices when CCC is purchasing butter in the Midwest area.

**Table 9--Butter Prices paid f.o.b. Central States production area and California Plants;
 WSP delivered California and Northeastern area, 1996 (LTL)**

1 LB. PRINTS - GRADE AA

CALIFORNIA (wsp)	1.0305	0.9603	0.9563	0.9935	1.1651	1.5963	1.7665	1.7788	1.7788	1.6642	1.1117	1.0482	1.3209	1.0523
CENTRAL STATES (fob)	0.9405	0.8703	0.8663	0.8997	1.0701	1.4938	1.6640	1.6763	1.6763	1.5617	1.0084	0.9451	1.2227	0.9597
NORTHEAST (wsp)	1.0255	0.9553	0.9513	0.9847	1.1510	1.5688	1.7390	1.7513	1.7513	1.6367	1.0799	1.0151	1.3008	1.0447

1/4 LB. PRINTS - GRADE AA

CALIFORNIA (wsp)	1.1443	1.0740	1.0700	1.1073	1.2789	1.7063	1.8588	1.8588	1.8588	1.7442	1.1778	1.1138	1.4161	1.1609
CALIFORNIA (fob)	0.8193	0.7490	0.7450	0.7823	0.9539	1.3813	1.5544	1.5688	1.5688	1.4542	0.8985	0.8351	1.1092	0.8452
CENTRAL STATES (fob)	1.0930	1.0228	1.0188	1.0522	1.2226	1.6513	1.8215	1.8338	1.8338	1.7192	1.1659	1.1026	1.3781	1.1122
NORTHEAST (wsp)	1.0943	1.0240	1.0200	1.0534	1.2132	1.6713	1.8415	1.8538	1.8538	1.7392	1.1859	1.1226	1.3894	1.1260

CHIPS/PATTIES - GRADE AA

CALIFORNIA (wsp)	1.1380	1.0678	1.0638	1.1010	1.2726	1.6963	1.8665	1.8788	1.8788	1.7642	1.2109	1.1476	1.4239	1.1567
CENTRAL STATES (fob)	0.9893	0.9190	0.9150	0.9484	1.1189	1.5425	1.7127	1.7250	1.7250	1.6105	1.0571	0.9938	1.2714	1.0085
NORTHEAST (wsp)	1.0718	1.0015	0.9975	1.0150	1.1698	1.6200	1.7902	1.8025	1.8025	1.6880	1.1346	1.0713	1.3471	1.0951

CONTINENTALS - GRADE AA

CENTRAL STATES (fob)	1.2193	1.1490	1.1450	1.1784	1.3489	1.7725	1.9427	1.9550	1.9550	1.8405	1.2871	1.2238	1.5014	1.2385
NORTHEAST (wsp)	1.2343	1.1640	1.1600	1.1934	1.3598	1.7775	1.9477	1.9600	1.9600	1.8455	1.2921	1.2288	1.5103	1.2535

REDDIES - GRADE AA

CALIFORNIA (wsp)	1.2293	1.1590	1.1550	1.1932	1.3651	1.7388	1.9090	1.9213	1.9213	1.8067	1.2534	1.1901	1.4869	1.2504
CENTRAL STATES (fob)	1.0855	1.0153	1.0113	1.0447	1.2151	1.6388	1.8090	1.8213	1.8213	1.7067	1.1534	1.0901	1.3677	1.1057
NORTHEAST (wsp)	1.1243	1.0540	1.0500	1.0834	1.2682	1.7125	1.8827	1.8950	1.8950	1.7805	1.2271	1.1638	1.4280	1.1769

Table 10 -- Butter, spot cash call: Trading levels, sales, unfilled bids, and uncovered offers on the Chicago Mercantile Exchange, 1996

Month and day	Grade AA					Grade A					Grade B				
	Activity 1/					Activity 1/					Activity 1/				
	Price	S	B	O	LST	Price	S	B	O	LST	Price	S	B	O	LST
	: Dol. per lb.:					: Dol. per lb.:					: Dol. per lb.:				
	Cars 2/					Cars 2/					Cars 2/				
JAN 05	.8000	0	0	0	NC	.7550	0	0	0	NC	.7500	0	0	0	NC
12	.8000	0	0	0	NC	.7500	0	0	1	O	.7500	0	0	0	NC
19	.8000	0	0	0	NC	.7500	0	0	0	NC	.7500	0	0	0	NC
26	.7600	0	0	1	O	.7100	0	0	1	O	.7100	0	0	1	O
Average or total	.7923	0	0	1		.7440	0	0	2		.7423	0	0	1	
FEB 02	.7200	0	0	1	O	.6500	1	0	0	S	.6500	0	0	1	O
09	.7200	0	0	0	NC	.6500	0	0	0	NC	.6500	0	0	0	NC
16	.7200	0	0	0	NC	.6500	0	0	0	NC	.6500	0	0	0	NC
23	.7200	0	0	0	NC	.6500	0	0	0	NC	.6500	0	0	0	NC
Average or total	.7214	0	0	1		.6521	1	0	0		.6521	0	0	1	
MAR 01	.7200	0	0	0	NC	.6500	0	0	0	NC	.6500	0	0	0	NC
08	.7200	0	0	0	NC	.6500	0	0	0	NC	.6500	0	0	0	NC
15	.7200	0	0	0	NC	.6500	0	0	0	NC	.6500	0	0	0	NC
22	.7200	0	0	0	NC	.6500	0	0	0	NC	.6500	0	0	0	NC
29	.7200	0	0	0	NC	.6500	0	0	0	NC	.6500	0	0	0	NC
Average or total	.7200	0	0	0		.6500	0	0	0		.6500	0	0	0	
APR 04	.7200	0	0	0	NC	.6600	0	0	0	NC	.6600	0	0	0	NC
12	.7200	0	0	0	NC	.6600	0	0	0	NC	.6600	0	0	0	NC
19	.8250	0	1	0	B	.7600	0	1	0	B	.7600	0	1	0	B
26	.8250	0	0	0	NC	.7700	0	1	0	B	.7600	0	0	0	NC
Average or total	.7620	0	1	0		.6957	0	2	0		.6940	0	1	0	
MAY 03	.8400	0	1	0	B	.7900	0	1	0	B	.7800	0	1	0	B
10	.8500	0	1	0	B	.7900	0	0	0	NC	.7800	0	0	0	NC
17	1.0000	0	1	0	B	.9400	0	1	0	B	.9400	0	1	0	B
24	1.1000	0	1	0	B	1.0400	0	1	0	B	1.0400	0	1	0	B
31	1.2400	0	1	0	B	1.1800	0	1	0	B	1.1800	0	1	0	B
Average or total	.9490	0	5	0		.8916	0	4	0		.8865	0	4	0	
JUN 07	1.3500	0	1	0	B	1.2900	0	1	0	B	1.2900	0	1	0	B
14	1.3500	0	0	0	NC	1.2900	0	0	0	NC	1.2900	0	0	0	NC
21	1.4500	0	1	0	B	1.3900	0	1	0	B	1.3900	0	1	0	B
28	1.5000	0	1	0	B	1.4400	0	1	0	B	1.4400	0	1	0	B
Average or total	1.3663	0	3	0		1.3063	0	3	0		1.3063	0	3	0	
JUL 03	1.5000	0	0	0	NC	1.4400	0	0	0	NC	1.4400	0	0	0	NC
12	1.5300	0	1	0	B	1.4400	0	0	0	NC	1.4400	0	0	0	NC
19	1.5300	0	0	0	NC	1.4700	0	1	0	B	1.4700	0	1	0	B
26	1.5300	0	0	0	NC	1.4500	0	0	1	O	1.4500	0	0	1	O
Average or total	1.5194	0	1	0		1.4487	0	1	1		1.4487	0	1	1	

Table 10 -- Butter, spot cash call: Trading levels, sales, unfilled bids, and uncovered offers on the Chicago Mercantile Exchange, 1996

Month	Grade AA					Grade A					Grade B				
and	Activity <u>1</u> /					Activity <u>1</u> /					Activity <u>1</u> /				
day	Price	S	B	O	LST	Price	S	B	O	LST	Price	S	B	O	LST
	: Dol. per lb.:					: Dol. per lb.:					: Dol. per lb.:				
	Cars <u>2</u> /					Cars <u>2</u> /					Cars <u>2</u> /				
AUG 02	1.5300	0	0	0	NC	1.4500	0	0	0	NC	1.4500	0	0	0	NC
09	1.5300	0	0	0	NC	1.4500	0	0	0	NC	1.4500	0	0	0	NC
16	1.5300	0	0	0	NC	1.4500	0	0	0	NC	1.4500	0	0	0	NC
23	1.5300	0	0	0	NC	1.4580	0	0	0	NC	1.4500	0	0	0	NC
30	1.5300	0	0	0	NC	1.4500	0	0	0	NC	1.4500	0	0	0	NC
Average															
or total	1.5300	0	0	0		1.4500	0	0	0		1.4500	0	0	0	
SEP 06	1.5300	0	0	0	NC	1.4500	0	0	0	NC	1.4500	0	0	0	NC
13	1.5300	0	0	0	NC	1.4500	0	0	0	NC	1.4500	0	0	0	NC
20	1.5300	0	0	0	NC	1.4500	0	0	0	NC	1.4500	0	0	0	NC
27	1.5300	0	0	0	NC	1.4500	0	0	0	NC	1.4500	0	0	0	NC
Average															
or total	1.5300	0	0	0		1.4500	0	0	0		1.4500	0	0	0	
OCT 04	1.5300	0	0	0	NC	1.4500	0	0	0	NC	1.4500	0	0	0	NC
11	1.5300	8	0	0	S	1.3200	1	1	0	B	1.4500	0	0	0	NC
18	1.2500	28	0	0	S	1.0600	1	0	0	S	1.0350	0	0	1	O
25	1.2500	44	0	0	S	1.0600	11	1	0	S	1.0350	0	0	0	NC
Average															
or total	1.4035	80	0	0		1.2445	13	2	0		1.2626	0	0	1	
NOV 01	1.1000	1	8	32	B	.9600	1	1	4	S	.9400	0	0	1	O
08	.7400	17	0	22	S	.6400	1	0	1	S	.6100	1	0	0	S
15	.7400	19	11	8	S	.6400	0	0	0	NC	.6100	0	0	0	NC
22	.7425	1	0	0	S	.6400	0	0	0	NC	.6100	0	0	0	NC
27	.7425	2	0	0	S	.6400	0	0	0	NC	.6100	0	0	0	NC
Average															
or total	.8248	40	19	62		.7147	2	1	5		.6870	1	0	1	
DEC 06	.7425	0	1	0	B	.6400	0	0	0	NC	.6100	0	0	0	NC
13	.7900	0	8	0	B	.7650	0	2	0	B	.7450	0	2	0	B
20	.9000	5	10	0	S	.8000	1	1	0	S	.7900	0	3	0	B
27	.9000	0	0	0	NC	.8000	0	0	0	NC	.7900	0	0	0	NC
Average															
or total	.8142	5	19	0		.7302	1	3	0		.7102	0	5	0	
1996 annual*															
average or															
total	1.0777	125	48	64		.9981	17	16	8		.9950	1	14	5	

* = Annual average is a simple average of the monthly averages.

1/ LST - Last Significant Transactions. (S = Sale. B = Bid--willingness to buy at a stated price. O = Offer--willingness to sell at a stated price. NC = No price change.) For this market, a general understanding exists as to how the trading is interpreted. The last sale is considered to represent the market for the coming week except that a subsequent bid higher than the last sale, or a subsequent offer lower than the last sale, is considered indicative of the market. In the absence of sales, the trading activity of an "unchanged or lower offer" or an "unchanged or higher bid" from the previous week's market is used to indicate the market. In the absence of any sales, offers, or bids, the market is considered to be unchanged.

2/ Carlot = 40,000 - 42,000 pounds

Table 11 -- Cheese, spot cash call: Trading levels, sales, unfilled bids, and uncovered offers on the National Cheese Exchange, 1996

Month	Cheddar barrels					Cheddar, 40# blocks					Cheddar, 640# blocks				
and	Activity 1/					Activity 1/ 3/					Activity 1/				
day	Price	S	B	O	LST	Price	S	B	O	LST	Price	S	B	O	LST
	: Dol. per lb.:					: Dol. per lb.:					: Dol. per lb.:				
	Cars 2/					Cars 2/					Cars 2/				
JAN 05	: 1.3250	: 9	0	6	S	: 1.3775	: 17	0	0	S	: 1.4175	: 0	3	0	NC
12	: 1.3325	: 21	0	0	S	: 1.3775	: 6	0	3	S	: 1.4175	: 0	0	0	NC
19	: 1.3325	: 7	0	0	S	: 1.3775	: 0	2	0	B	: 1.4175	: 0	0	0	NC
26	: 1.3325	: 8	0	0	S	: 1.3775	: 3	2	0	S	: 1.4175	: 0	2	0	NC
Average															
or total	: 1.3292	: 45	0	6		: 1.3788	: 26	4	3		: 1.4175	: 0	5	0	
FEB 02	: 1.3325	: 7	0	0	S	: 1.3775	: 9	0	0	S	: 1.4175	: 0	0	0	NC
09	: 1.3325	: 6	0	0	S	: 1.3775	: 6	0	0	S	: 1.4175	: 0	0	0	NC
16	: 1.3325	: 7	0	0	S	: 1.3775	: 2	0	0	S	: 1.4175	: 0	0	0	NC
23	: 1.3325	: 4	0	0	S	: 1.3775	: 0	0	0	NC	: 1.3775	: 0	0	1	O
Average															
or total	: 1.3325	: 24	0	0		: 1.3775	: 17	0	0		: 1.4078	: 0	0	1	
MAR 01	: 1.3375	: 25	0	0	S	: 1.3800	: 6	0	0	S	: 1.3750	: 0	0	1	O
08	: 1.3375	: 5	0	0	S	: 1.3825	: 10	0	0	S	: 1.3750	: 0	0	0	NC
15	: 1.3525	: 7	3	0	B	: 1.3925	: 4	4	0	B	: 1.3825	: 0	1	0	B
22	: 1.3525	: 0	0	0	NC	: 1.3925	: 7	0	0	S	: 1.3825	: 0	0	0	NC
29	: 1.3525	: 5	0	0	S	: 1.3925	: 0	4	0	B	: 1.3825	: 0	0	0	NC
Average															
or total	: 1.3457	: 42	3	0		: 1.3874	: 27	8	0		: 1.3791	: 0	1	1	
APR 04	: 1.3525	: 4	0	0	S	: 1.3925	: 1	3	0	S	: 1.3825	: 0	0	0	NC
12	: 1.3525	: 8	0	0	S	: 1.3925	: 9	0	0	S	: 1.3825	: 0	0	0	NC
19	: 1.4475	: 23	5	0	B	: 1.4925	: 24	7	0	B	: 1.3825	: 0	0	0	NC
26	: 1.4475	: 17	0	0	S	: 1.4925	: 11	0	0	S	: 1.4825	: 0	2	0	B
Average															
or total	: 1.3905	: 52	5	0		: 1.4325	: 45	10	0		: 1.3992	: 0	2	0	
MAY 03	: 1.4475	: 23	0	0	S	: 1.4925	: 5	0	0	S	: 1.4825	: 2	0	3	S
10	: 1.4475	: 15	0	0	S	: 1.4925	: 9	0	0	S	: 1.4825	: 0	0	0	NC
17	: 1.4475	: 29	0	0	S	: 1.4925	: 14	0	0	S	: 1.4825	: 0	2	0	B
24	: 1.4475	: 27	0	0	S	: 1.4925	: 3	0	0	S	: 1.4900	: 0	1	0	B
31	: 1.4475	: 58	0	0	S	: 1.4925	: 29	0	2	S	: 1.4900	: 0	0	0	NC
Average															
or total	: 1.4475	: 152	0	0		: 1.4925	: 60	0	2		: 1.4844	: 2	3	3	
JUN 07	: 1.4475	: 36	0	0	S	: 1.4925	: 37	0	0	S	: 1.4900	: 0	0	0	NC
14	: 1.4475	: 24	0	0	S	: 1.4925	: 14	0	3	S	: 1.4900	: 0	0	0	NC
21	: 1.4475	: 13	0	0	S	: 1.4925	: 27	0	0	S	: 1.4900	: 0	0	0	NC
28	: 1.4475	: 25	0	0	S	: 1.5000	: 9	0	0	B	: 1.4900	: 0	0	0	NC
Average															
or total	: 1.4475	: 98	0	0		: 1.4933	: 87	0	3		: 1.4900	: 0	0	0	
JUL 03	: 1.4600	: 24	0	0	S	: 1.5100	: 14	0	0	S	: 1.4900	: 0	0	0	NC
12	: 1.5175	: 18	0	0	S	: 1.5600	: 12	0	0	S	: 1.4900	: 0	0	0	NC
19	: 1.5575	: 13	0	7	S	: 1.6000	: 10	0	0	S	:	TRADING ON 640# BLOCKS			
26	: 1.5775	: 6	0	0	S	: 1.6200	: 0	4	0	B	:	DISCONTINUED			
Average															
or total	: 1.5169	: 61	0	7		: 1.5623	: 36	4	0		: N.A.	:			

Table 11 -- Cheese, spot cash call: Trading levels, sales, unfilled bids, and uncovered offers on the National Cheese Exchange, 1996

Month and day	Cheddar barrels					Cheddar, 40# blocks					Cheddar, 640# blocks				
	Activity <u>1/</u>					Activity <u>1/ 3/</u>					Activity <u>1/</u>				
	Price	S	B	O	LST	Price	S	B	O	LST	Price	S	B	O	LST
	Dol. per lb.	Cars <u>2/</u>				Dol. per lb.	Cars <u>2/</u>				Dol. per lb.	Cars <u>2/</u>			
AUG 02	1.5775	3	0	0	S	1.6200	5	0	0	S					
09	1.5775	1	0	0	S	1.6200	11	0	0	S					
16	1.5775	0	0	0	NC	1.6200	4	2	0	S					
23	1.6300	0	5	0	B	1.6700	11	7	0	S					
30	1.6675	1	2	0	S	1.6900	8	2	0	S					
Average or total	1.5952	5	7	0		1.6358	39	11	0						
SEP 06	1.6675	10	0	0	S	1.6950	14	0	0	S					
13	1.6675	14	0	0	S	1.6950	7	0	0	S					
22	1.6675	45	0	5	S	1.6950	14	0	0	S					
27	1.6275	20	0	10	S	1.6950	7	0	0	S					
Average or total	1.6622	89	0	15		1.6942	42	0	0						
OCT 04	1.5500	10	0	5	O	1.6950	13	0	0	B					
11	1.4900	5	0	5	O	1.6950	28	0	0	S					
18	1.4100	12	0	5	O	1.4800	18	0	5	O					
25	1.3500	56	0	0	S	1.3975	23	0	6	S					
Average or total	1.4672	83	0	15		1.5793	82	0	11						
NOV 01	1.2450	0	0	5	O	1.3975	0	0	6	O					
08	1.2200	4	0	17	O	1.3075	8	0	0	S					
15	1.2050	9	0	11	O	1.3000	10	0	0	S					
22	1.1575	0	0	8	O	1.3000	9	4	0	B					
27	1.1525	1	0	6	O	1.3000	18	0	0	S					
Average or total	1.2029	14	0	47		1.3245	45	4	6						
DEC 06	1.1500	4	0	6	S	1.2675	44	0	4	S					
13	1.1475	9	0	2	S	1.2425	22	0	3	S					
20	1.1475	0	0	0	NC	1.1925	20	0	7	O					
27	1.1775	4	0	0	S	1.1875	16	0	6	S					
Average or total	1.1537	17	0	8		1.2373	102	0	20						
1996 annual* average or total	1.4076	682	15	98		1.4663	608	39	47		N.A.	2	11	5	

* = Annual average is a simple average of the monthly averages.

1/ LST - Last Significant Transactions. (S = Sale. B = Bid--willingness to buy at a stated price. O = Offer--willingness to sell at a stated price. NC = No price change.) For this market, a general understanding exists as to how the trading is interpreted. The last sale is considered to represent the market for the coming week except that a subsequent bid higher than the last sale, or a subsequent offer lower than the last sale, is considered indicative of the market. In the absence of sales, the trading activity of an "unchanged or lower offer" or an "unchanged or higher bid" from the previous week's market is used to indicate the market. In the absence of any sales, offers, or bids, the market is considered to be unchanged.

2/ Carload = 40,000 - 44,000 pounds

3/ Does not include offers of aged blocks.

	JAN	FEB	MAR	APR	MAY	JUN	JUL	AUG	SEP	OCT	NOV	DEC	1996 AVERAGE	1995 AVERAGE
Dollars per pound														

Table 12--Cheese: Average prices paid f.o.b. Wisconsin Assembly Points, 1996 (Carlot or trucklot quantities)

BARRELS	1.3348	1.3403	1.3519	1.3977	1.4616	1.4575	1.5231	1.6050	1.6809	1.4818	1.2155	1.1563	1.4172	TFEWR
40# BLOCKS	1.3929	1.3933	1.4087	1.4510	1.5175	1.5150	1.5818	1.6756	1.7390	1.6226	1.3393	1.2598	1.4914	1.3277

Table 13--Cheese: Average wholesale selling prices delivered Wisconsin, 1996 (LTL quantities)

PROCESS AMERICAN 5# LOAF	1.6266	1.6213	1.6242	1.6509	1.6850	1.6850	1.7068	1.7589	1.8560	1.8187	1.6131	1.5522	1.6832	1.5425
BRICK AND/OR MÜNSTER 5#	1.7477	1.7425	1.7461	1.7856	1.8538	1.8538	1.9027	1.9714	2.0425	1.9920	1.7933	1.6693	1.8417	1.6984
CHEDDAR 40# BLOCK	1.7022	1.7013	1.7060	1.7259	1.7622	1.7625	1.7926	1.8319	1.9820	1.9285	1.7714	1.7112	1.7815	1.6619
MONTEREY JACK 10#	1.8035	1.8025	1.8070	1.8259	1.8622	1.8625	1.8938	1.9547	2.0683	2.0313	1.8851	1.8112	1.8840	1.7440

Table 14--Cheese: Average wholesale selling prices delivered Northeastern area, 1996 (LTL quantities, mixed lots)

CHEDDAR 10# PRINTS	1.7285	1.7275	1.7129	1.7359	1.7700	1.7700	1.8060	1.8744	1.9420	1.9051	1.7337	1.5370	1.7703	1.6347
SINGLE DAISIES	1.6897	1.6838	1.6921	1.7159	1.7525	1.7525	1.7885	1.8569	1.9245	1.8624	1.6311	1.5195	1.7391	1.6027
40# BLOCK	1.5919	1.5900	1.5989	1.6368	1.7050	1.7050	1.7675	1.8439	1.9065	1.8045	1.5449	1.4599	1.6796	1.5152
PROCESS 5# LOAF	1.6099	1.6113	1.6136	1.6540	1.7188	1.7188	1.7740	1.8550	1.9344	1.7889	1.5769	1.4321	1.6906	1.5440
5# SLICED	1.6336	1.6350	1.6421	1.6807	1.7438	1.7438	1.7910	1.8672	1.9463	1.8113	1.5919	1.4496	1.7114	1.5768
MÜNSTER	1.7094	1.7075	1.7164	1.7543	1.8225	1.8225	1.8820	1.9564	2.0190	1.9279	1.7074	1.6608	1.8072	1.6344

Table 15--Cheese: Average wholesale selling prices delivered Western area, 1996 (LTL quantities, mixed lots)

PROCESS 5# LOAF	1.6512	1.6550	1.6657	1.6997	1.7525	1.7525	1.7780	1.8205	1.8640	1.7999	1.6441	1.5623	1.7205	1.6078
CHEDDAR 40# BLOCK	1.6422	1.6413	1.6454	1.6651	1.7000	1.7094	1.7588	1.8103	1.8720	1.8394	1.6894	1.5952	1.7140	1.6011
10# CUTS	1.8747	1.8738	1.8779	1.8972	1.9313	1.9313	1.9625	2.0214	2.0783	2.0268	1.8665	1.7705	1.9260	1.7773
MONTEREY JACK 10#	1.7732	1.7713	1.7796	1.8053	1.8463	1.8556	1.8925	1.9474	2.0083	1.9701	1.8226	1.7277	1.8500	1.7051

Variety	JAN	FEB	MAR	APR	May	JUN	JUL	AUG	SEP	OCT	NOV	DEC
	Dollars per lb.											

Table 16 -- Cheese - Imported: Wholesale selling prices at seller's dock or warehouse in New York and vicinity, 1996 (LTL quantities, mixed lots)

Roquefort	5.50-6.89	5.50-6.89	5.50-6.89	5.50-6.89	5.50-6.89	5.50-6.89	5.50-6.89	5.50-6.89	5.50-6.89	5.50-6.89	5.50-6.89	5.50-6.89
Blue	2.64-3.14	2.64-3.14	2.64-3.14	2.64-3.14	2.64-3.14	2.64-3.14	2.64-3.14	2.64-3.14	2.64-3.14	2.64-3.14	2.64-3.14	2.64-3.14
Gorgonzola	3.24-5.94	3.24-5.94	3.24-5.94	3.24-5.94	3.24-5.94	3.24-5.94	3.24-5.94	3.24-5.94	3.24-5.94	3.24-5.94	3.24-5.94	3.24-5.94
Parmesan (Italy)	7.99-8.30	7.99-8.30	7.99-8.30	7.99-8.30	7.99-8.30	7.99-8.30	7.69-8.19	7.17-8.00	7.17-8.00	7.17-8.00	7.17-8.00	7.17-8.00
Romano (Italy)	2.10-2.90	2.10-2.90	2.10-2.90	2.10-2.90	2.10-2.90	2.10-2.90	2.10-2.90	2.10-2.90	2.10-2.90	2.10-2.90	2.10-2.90	2.10-2.90
Provolone (Italy)	3.44-5.50	3.44-5.50	3.44-5.50	3.44-5.50	3.44-5.50	3.44-5.50	3.44-5.50	3.44-5.50	3.44-5.50	3.44-5.50	3.44-5.50	3.44-5.50
Sardo Romano (Argentine)	2.65-3.29	2.65-3.29	2.65-3.29	2.65-3.29	2.65-3.29	2.65-3.29	2.65-3.29	2.65-3.29	2.65-3.29	2.65-3.29	2.65-3.29	2.65-3.29
Reggianito (Argentine)	2.65-3.29	2.65-3.29	2.65-3.29	2.65-3.29	2.65-3.29	2.65-3.29	2.65-3.29	2.65-3.29	2.65-3.29	2.65-3.29	2.65-3.29	2.65-3.29
Jarlsberg-(Brand)	2.74-3.12	2.74-3.12	2.74-3.12	2.74-3.12	2.74-3.12	2.74-3.12	2.74-3.12	2.74-3.12	2.74-3.12	2.74-3.12	2.74-3.12	2.74-3.12
Swiss Cuts Finnish	2.59-2.72	2.59-2.72	2.59-2.72	2.59-2.72	2.59-2.72	2.59-2.72	2.59-2.72	2.59-2.72	2.59-2.72	2.59-2.72	2.59-2.72	2.59-2.72
Swiss Cuts Austrian	2.05-2.65	2.05-2.65	2.05-2.65	2.05-2.65	2.05-2.65	2.05-2.65	2.05-2.65	2.05-2.65	2.05-2.65	2.21-2.73	2.25-2.75	2.25-2.75
Edam 4 Pound	2.19-3.09	2.19-3.09	2.19-3.09	2.19-3.09	2.19-3.09	2.19-3.09	2.19-3.09	2.19-3.09	2.19-3.09	2.19-3.09	2.19-3.09	2.19-3.09
Gouda, Large	2.39-3.15	2.39-3.15	2.39-3.15	2.39-3.15	2.39-3.15	2.39-3.15	2.39-3.15	2.39-3.15	2.39-3.15	2.39-3.15	2.39-3.15	2.39-3.15
Gouda, Baby (\$/Dozen) 10 Ounce	27.80-31.70	27.80-31.70	27.80-31.70	27.80-31.70	27.80-31.70	27.80-31.70	27.80-31.70	27.80-31.70	27.80-31.70	27.80-31.70	27.80-31.70	27.80-31.70

Table 17 -- Cheese - Domestically made foreign type: Wholesale selling prices at seller's dock or warehouse, specified areas, 1996 (LTL quantities, mixed lots)

Blue / New York	1.75-2.30	1.75-2.30	1.76-2.30	1.80-2.34	1.87-2.41	1.87-2.41	1.91-2.46	1.96-2.54	2.03-2.60	1.93-2.49	1.67-2.23	1.58-2.15
Blue / Wisconsin	1.98-2.22	1.98-2.22	1.98-2.22	2.02-2.27	2.09-2.34	2.09-2.34	2.15-2.38	2.23-2.44	2.29-2.52	2.19-2.51	1.93-2.33	1.84-2.17
Grade A Swiss Cuts / Wisconsin	2.13-2.34	2.13-2.34	2.13-2.34	2.13-2.34	2.13-2.34	2.13-2.34	2.13-2.35	2.17-2.39	2.30-2.51	2.37-2.52	2.41-2.56	2.30-2.53
Grade A Swiss Cuts / West	2.11-2.32	2.11-2.32	2.11-2.32	2.11-2.32	2.11-2.32	2.11-2.32	2.11-2.45	2.21-2.54	2.35-2.57	2.35-2.57	2.35-2.57	2.34-2.57
Grade A Swiss Cuts / New York	1.95-2.37	1.95-2.37	1.95-2.37	1.95-2.37	1.95-2.37	1.95-2.37	1.95-2.37	1.95-2.37	2.04-2.41	2.25-2.51	2.25-2.51	2.25-2.51
Mozzarella / Wisconsin	1.73-1.78	1.72-1.78	1.72-1.78	1.75-1.80	1.78-1.86	1.78-1.86	1.78-1.92	1.81-1.99	1.97-2.06	1.90-2.02	1.69-1.97	1.61-1.94
Parmesan / New York	3.08-3.16	3.08-3.16	3.09-3.17	3.13-3.21	3.20-3.28	3.20-3.28	3.26-3.34	3.34-3.41	3.40-3.48	3.30-3.37	3.04-3.11	2.95-3.03
Provolone / Wisconsin	1.78-1.87	1.78-1.87	1.78-1.87	1.82-1.91	1.89-1.98	1.89-1.98	1.93-2.04	1.99-2.12	TFEWR	TFEWR	TFEWR	TFEWR
Provolone / New York	1.38-1.89	1.38-1.89	1.39-1.90	1.43-1.94	1.50-2.01	1.50-2.01	1.56-2.07	1.64-2.15	1.70-2.21	1.60-2.11	1.34-1.85	1.25-1.76
Romano (Cows Milk) / New York	2.93-3.09	2.93-3.09	2.94-3.11	2.97-3.14	3.04-3.21	3.04-3.21	3.11-3.29	3.19-3.38	3.25-3.44	3.15-3.33	2.88-3.07	2.78-2.99
Gorgonzola / New York	2.37-2.49	2.37-2.49	2.38-2.49	2.41-2.49	2.45-2.49	2.45-2.49	2.48-2.55	2.49-2.63	2.49-2.68	2.45-2.61	2.29-2.49	2.20-2.49

* - Wisconsin prices are delivered.

	JAN	FEB	MAR	APR	MAY	JUN	JUL	AUG	SEP	OCT	NOV	DEC	1996 AVERAGE	1995 AVERAGE
--	-----	-----	-----	-----	-----	-----	-----	-----	-----	-----	-----	-----	-----------------	-----------------

Dollars per pound

Table 18--Nonfat dry milk, 1996 (Carlot or Trucklot quantities in 50 lb, 100 lb, and 25 kg bags)

F.O.B.														
CENTRAL/EXTRA & GRADE A	1.1485	1.1084	1.1008	1.1032	1.1600	1.2975	1.3257	1.3091	1.3190	1.3155	1.2659	1.2055	1.2216	1.0858
MOSTLY	1.1449	1.1069	1.0996	1.0995	1.1811	1.2813	1.2950	1.2870	1.2880	1.2866	1.2453	1.1963	1.2093	N.A.
NORTHEAST/EXTRA & GRADE A	1.1493	1.1264	1.1170	1.1165	1.1608	1.2750	1.3414	1.3268	1.3380	1.3270	1.2995	1.2600	1.2365	1.0911
WEST/EXTRA & GRADE A														
LOW/MEDIUM HEAT	1.1058	1.0778	1.0753	1.0794	1.1360	1.2588	1.2605	1.2381	1.2574	1.2486	1.1807	1.1315	1.1708	1.0549
MOSTLY	1.1036	1.0746	1.0729	1.0766	1.1635	1.2656	1.2711	1.2339	1.2563	1.2391	1.1758	1.1280	1.1718	N.A.
HIGH HEAT	1.1264	1.0985	1.0953	1.1022	1.1659	1.2931	1.3109	1.2877	1.3063	1.2915	1.2237	1.1571	1.2049	1.0721
DELVD														
SOUTHEAST	1.1736	1.1418	1.1210	1.1205	1.1941	1.2972	1.3384	1.3459	1.3369	1.3368	1.2925	1.2561	1.2462	1.1145

Table 19--Nonfat dry milk, California Manufacturing plants 1996 1/ 2/

F.O.B.	1.0961	1.0934	1.0826	1.0811	1.0951	1.1759	1.2395	1.2551	1.2604	1.2605	1.2363	1.1661	N.A.	N.A.
--------	--------	--------	--------	--------	--------	--------	--------	--------	--------	--------	--------	--------	------	------

1/ SOURCE "California Dairy Information Bulletin," California Agricultural Statistics Service. 2/ Monthly averages are volume weighted.

Table 20--Whey powder, edible nonhygroscopic, 1996 (Carlot or Trucklot quantities in 50 lb, 100 lb, and 25 kg bags)

CENTRAL	0.2552	0.2309	0.2312	0.2344	0.2168	0.2200	0.2249	0.2427	0.2431	0.2193	0.1834	0.1876	0.2241	0.2109
MOSTLY	0.2508	0.2239	0.2273	0.2288	0.2150	0.2125	0.2200	0.2385	0.2425	0.2180	0.1826	0.1813	0.2201	N.A.
NORTHEAST EXTRA GRADE	0.2564	0.2290	0.2254	0.2325	0.2103	0.2122	0.2190	0.2369	0.2448	0.2279	0.1851	0.1825	0.2218	0.2121
NORTHEAST USPH GRADE A	0.2755	0.2365	0.2385	0.2426	0.2337	0.2297	0.2293	0.2420	0.2535	0.2377	0.1949	0.1907	0.2337	0.2178
WEST	0.2558	0.2496	0.2496	0.2414	0.2169	0.1963	0.2000	0.2160	0.2229	0.2153	0.1922	0.1861	0.2202	0.2075
MOSTLY	0.2526	0.2484	0.2463	0.2425	0.2100	0.1950	0.1976	0.2094	0.2150	0.2078	0.1866	0.1863	0.2165	N.A.
DELVD														
SOUTHEAST EXTRA GRADE	0.2755	0.2570	0.2563	0.2586	0.2427	0.2413	0.2473	0.2650	0.2686	0.2443	0.2109	0.2081	0.2480	0.2363

	JAN	FEB	MAR	APR	MAY	JUN	JUL	AUG	SEP	OCT	NOV	DEC	1996 AVERAGE	1995 AVERAGE
--	-----	-----	-----	-----	-----	-----	-----	-----	-----	-----	-----	-----	-----------------	-----------------

Dollars per lb.

Table 24--National Evaporated milk, 1996 (Dollars per case, Carlot or trucklot quantities) 1/

Delivered Major U.S. Cities

	24.3750	24.3750	24.3750	24.3750	24.3750	24.4375	24.7068	25.3886	25.6400	25.6400	26.6395	27.7500	25.1731	24.3750
--	---------	---------	---------	---------	---------	---------	---------	---------	---------	---------	---------	---------	---------	---------

1/ Case = 48 12-fluid ounce cans. Prices exclude promotional and other sales allowances.

Table 25-- National whole milk powder, 1996 (Carlot or Trucklot quantities in 50 lb, 100 lb, and 25 kg bags)

F.O.B.	1.2382	1.2100	1.1933	1.2084	1.2665	1.3544	1.4245	1.4691	1.4593	1.4926	1.3917	1.2427	1.3292	1.1891
--------	--------	--------	--------	--------	--------	--------	--------	--------	--------	--------	--------	--------	--------	--------

Table 26--Lactose, edible, 1996 1/ Carlot or Trucklot quantities in 50 lb, 100 lb, and 25 kg bags)

F.O.B.														
CENTRAL & WESTERN	0.1761	0.1750	0.1762	0.1875	0.1875	0.1875	0.2015	0.2036	0.2054	0.2189	0.2217	0.2232	0.1970	0.1624
MOSTLY	0.1700	0.1700	0.1700	0.1802	0.1825	0.1825	0.1950	0.1964	0.2033	0.2191	0.2200	0.2225	0.1926	N.A.

1/ Including spot sales and up to three-month contracts.

Table 27--National casein, edible nonrestricted, 1996 1/

RENNET	2.6548	2.6500	2.6500	2.6900	2.6652	2.6525	2.5750	2.5182	2.5450	2.4500	2.4500	2.4462	2.5789	2.3737
ACID	2.7000	2.7000	2.7000	2.6977	2.6534	2.6500	2.5250	2.4977	2.4605	2.3750	2.3276	2.2798	2.5472	2.4771

1/ Including spot sales and up to three-month contracts. Prices may vary according to mesh size and quality.

1996	1995	JAN	FEB	MAR	APR	MAY	JUN	JUL	AUG	SEP	OCT	NOV	DEC	AVERAGE	AVERAGE
------	------	-----	-----	-----	-----	-----	-----	-----	-----	-----	-----	-----	-----	---------	---------

Table 28--Spot sales of Class II cream, 1996 (Tanklot quantities)

Dollars per lb. butterfat

NORTHEAST (F.O.B)	0.9864	0.8643	0.8922	0.9474	1.2425	1.9637	2.1713	2.0743	2.0202	1.6438	0.9791	1.0236	1.4007	1.0816
ATLANTA (DELIVERED)	1.0667	0.9413	0.9508	1.0014	1.2544	1.9312	2.1792	2.1025	2.0612	1.7524	1.0727	1.0388	1.4461	1.1144
UPPER MIDWEST (F.O.B.)	1.0160	0.8812	0.8917	0.9639	1.2545	1.9216	2.1784	2.0989	2.0489	1.6466	0.9631	1.0097	1.4062	N.A.

Table 29--Spot sales of Class II condensed skim, 1996 (Tanklot quantities)

Dollars per lb. wet solids

NORTHEAST (F.O.B.)	1.3751	1.3575	1.3664	1.3550	1.3498	1.2250	1.2088	1.2019	1.2365	1.2702	1.4911	1.5021	1.3283	1.2412
--------------------	--------	--------	--------	--------	--------	--------	--------	--------	--------	--------	--------	--------	--------	--------

THE GRAPHS FOUND IN THE PRINTED REPORT MAY BE FOUND AT THE END OF THIS REPORT.

Table 30 -- Fluid milk: Loads shipped from Wisconsin shipping points, on spot basis, by week, 1996 with comparisons

Week ending	1996	: comparable : : wk last yr ::	Week ending	1996	: comparable : : wk last yr
JAN 04	0	0	JUL 02	42	0
11	33	0	11	49	0
18	21	0	18	24	0
25	0	0	25	32	0
FEB 01	0	0	AUG 01	56	0
08	23	0	08	47	0
15	0	0	15	56	0
22	0	0	22	72	23
29	0	0	29	83	91
MAR 07	0	0	SEP 05	82	76
14	0	0	12	81	78
21	0	0	19	71	49
28	0	0	26	76	42
APR 04	0	0	OCT 03	54	33
11	0	0	10	43	28
18	0	0	17	26	50
25	0	0	24	25	55
MAY 02	0	0	31	21	34
09	0	0	NOV 07	0	38
16	0	0	14	4	42
23	28	0	21	2	14
30	33	0	26	6	0
JUN 06	6	0	DEC 05	0	0
13	0	0	12	7	0
20	0	0	19	7	0
27	14	0	26	4	0
:	:	:	:	:	:
:	:	:	TOTAL	1,128	653

An average load ranges in weight from 45,000 - 50,000 pounds

Table 31--Commercial disappearance: Total milk and selected manufactured dairy products, 1996 1/

Item	Quarter				
	I	II	III	IV	Annual
	Million pounds				
Milk					
Production	39,042	39,621	37,658	37,947	154,268
Marketings	38,687	39,266	37,299	37,588	152,840
Beginning commercial stocks <u>2/</u>	4,099	5,570	5,567	4,936	4,099
Imports <u>2/</u>	479	591	837	1,005	2,911
Total Supply	43,265	45,427	43,703	43,529	159,850
Ending commercial stocks <u>2/</u>	5,570	5,567	4,936	4,697	4,697
Net removals <u>2/</u>	20	29	19	25	91
Commercial disappearance <u>3/</u>	37,675	39,831	38,749	38,807	155,062
Selected Products <u>4/</u>					
Butter	326.9	300.3	234.6	308.6	1,170.3
American cheese	784.3	823.2	819.7	813.4	3,240.2
Other cheese	964.3	1,025.7	1,061.6	1,129.0	4,180.5
Nonfat dry milk	254.6	317.4	223.2	206.7	1,002.3
Fluid milk products <u>5/</u>	14,311.3	13,557.7	13,740.8	14,186.8	55,796.6

1/ Commercial disappearance includes civilian and military purchases of milk and dairy products for domestic and foreign use, but excludes farm household use and USDA donations of dairy products. 2/ Milk-equivalent, milkfat basis. 3/ Totals may not add due to rounding. 4/ Commercial disappearance in product pounds. 5/ Sales. Estimate based on actual sales in Federal milk order marketing areas and California.

SOURCE: Economic Research Service, USDA; "Fluid Milk Products", Agricultural Marketing Service, USDA.

Table 32--Fluid milk sales, by product group, all areas combined by month, and by regions, 1996 ^{1/}

Month or region ^{4/}	Whole milk items ^{2/}		Lowfat and skim milk items ^{3/}		Total fluid items	
	Sales	Percent change previous year ^{5/}	Sales	Percent change previous year ^{5/}	Sales	Percent change previous year ^{5/}
	Mil. lbs.	Percent	Mil. lbs.	Percent	Mil. lbs.	Percent
<u>All areas combined</u>						
January	1,582	-1.4	2,924	1.6	4,506	0.4
February	1,447	-0.6	2,696	1.1	4,143	0.5
March	1,514	1.5	2,850	0.9	4,364	1.3
April	1,468	0.0	2,742	1.5	4,210	0.7
May	1,499	1.2	2,781	0.6	4,280	0.8
June	1,392	1.2	2,446	0.2	3,838	0.8
July	1,485	1.1	2,586	1.4	4,071	1.1
August	1,535	1.4	2,733	2.1	4,268	1.8
September	1,447	-0.5	2,707	0.2	4,154	0.1
October	1,538	-0.5	2,886	1.1	4,425	0.5
November	1,497	-0.7	2,795	0.6	4,292	0.1
December	1,490	-1.2	2,702	-0.6	4,193	-0.9
Total ^{6/}	17,895	0.1	32,849	0.9	50,743	0.6
<u>1996 Total</u>						
Northeast	4,335	-0.6	5,384	-0.3	9,719	-0.4
Southeastern	4,282	1.8	5,708	1.9	9,990	1.9
Midwest	3,147	-1.4	11,237	0.1	14,384	-0.2
Southwest	2,050	1.3	2,451	3.0	4,501	2.2
Far West	4,080	-0.3	8,070	1.5	12,150	0.8

^{1/} These figures are representative of the consumption of fluid milk products in Federal milk order marketing areas and California, and represent approximately 91.0 percent of total fluid milk sales in the U.S.

^{2/} Whole milk items include plain, flavored and miscellaneous whole milk products.

^{3/} Lowfat and skim milk items include plain, solids added, flavored, and miscellaneous lowfat and skim milk products, and buttermilk.

^{4/} For marketing areas included in each region, see table 34. Northeast is North Atlantic; Midwest is East North Central and West North Central combined; Southwest is West South Central; and Far West is Mountain and Pacific combined. The Southeastern region excludes Paducah. California is included in the Far West Region.

^{5/} Percent changes are based on sales figures adjusted for calendar composition.

^{6/} Total may not add due to rounding.

Source: Monthly summaries of "Federal Milk Order Market Statistics", AMS, USDA, and "California Dairy Information Bulletin", California Agricultural Statistics Service.

Table 33--Measures of growth in Federal milk order markets, selected years, 1947-96

Year	Number of markets 1/	Population of Federal milk marketing areas 2/	Number of handlers 1/	Number of producers 3/	Producer deliveries	Producer deliveries used in Class I	Percentage of producer deliveries used in Class I	Prices at 3.5% butterfat content 4/		Receipts as percentage of milk sold to plants and dealers		Daily deliveries per producer	Gross value at blend price adjusted for butterfat content	
								Class I	Blend	Fluid grade 5/	All milk		Per producer	All producers
	Number	1,000	Number	Number	Million pounds		Percent	Dol. per 100 lb.		Percent	Pounds	Dollars	1,000 dol.	
1947	29	*	991	135,830	14,980	9,808	65.5	4.65	4.34	*	21	302	5,024	682,407
1950	39	*	1,101	156,584	18,660	11,000	58.9	4.51	3.93	41	25	326	4,914	769,442
1955	63	46,963	1,483	188,611	28,948	18,032	62.3	4.67	4.08	51	32	420	6,510	1,227,815
1960	80	88,818	2,259	189,816	44,812	28,758	64.2	4.88	4.47	64	43	648	10,482	1,989,615
1965	73	102,351	1,891	158,077	54,444	34,561	63.5	4.93	4.31	70	48	944	15,300	2,418,526
1970	62	125,721	1,588	143,411	65,104	40,063	61.5	6.74	5.95	79	59	1,244	27,636	3,963,311
1975	56	150,666	1,315	123,855	69,249	40,106	57.9	9.36	8.64	78	63	1,532	49,233	6,097,768
1976	50	157,295	1,305	122,675	74,586	40,985	54.9	10.70	9.75	79	65	1,661	60,277	7,394,486
1977	47	159,504	1,260	122,755	77,947	41,125	52.8	10.59	9.69	80	66	1,740	62,692	7,695,764
1978	47	161,224	1,189	119,326	78,091	41,143	52.7	11.40	10.57	80	67	1,793	70,528	8,415,787
1979	47	163,053	1,127	116,447	79,436	41,011	51.6	12.88	11.97	80	67	1,870	83,262	9,695,637
1980	47	164,908	1,091	117,490	83,998	41,034	48.9	13.77	12.86	80	67	1,954	93,685	11,007,001
1981	48	166,663	1,058	119,323	87,989	40,746	46.3	14.69	13.63	80	68	2,021	102,354	12,213,199
1982	49	172,775	1,010	120,743	91,611	40,807	44.5	14.63	13.53	81	69	2,079	104,573	12,626,510
1983	46	175,624	958	121,052	95,757	41,091	42.9	14.69	13.53	82	70	2,168	109,142	13,211,805
1984	45	177,524	912	119,033	91,676	41,517	45.3	14.41	13.33	81	70	2,104	104,935	12,490,729
1985	44	176,440	884	116,765	97,762	42,201	43.2	13.88	12.61	80	70	2,294	107,871	12,595,522
1986	44	177,992	849	112,322	98,791	42,725	43.2	13.60	12.38	80	71	2,413	111,581	12,515,451
1987	43	180,374	797	105,882	98,182	42,876	43.7	13.90	12.51	80	71	2,542	118,402	12,529,800
1988	42	184,180	776	104,141	100,066	43,141	43.1	13.42	12.14	79	71	2,627	119,261	12,419,974
1989	41	185,919	748	100,291	95,871	43,367	45.2	14.51	13.30	75	68	2,614	129,744	13,012,796
1990	42	195,841	753	100,397	102,396	43,783	42.8	15.55	13.78	77	70	2,796	142,324	14,289,567
1991	40	198,409	722	100,267	103,252	45,033	43.6	13.30	12.11	76	71	2,821	121,479	12,180,354
1992	40	200,530	698	97,803	107,947	44,914	41.6	14.57	13.12	77	73	3,017	146,452	14,323,698
1993	38	199,604	675	92,934	103,979	44,805	43.1	14.19	12.89	73	69	3,073	145,350	13,507,974
1994	38	201,561	629	91,397	107,811	44,866	41.6	14.75	13.16	75	71	3,232	156,253	14,281,193
1995	33	207,548	571	88,717	108,548	45,004	41.5	14.19	12.79	75	71	3,350	157,891	14,007,635
1996	6/ 32	209,274	560	83,074	104,501	45,490	43.5	16.19	14.64	75	71	3,437	184,160	15,298,903

*Data not available. 1/ End of year. (Date on which pricing provisions became effective.) 2/ End of year. 1955, 1960-70, 1980, and 1990 according to 1950, 1960, 1980, and 1990 U.S. census, respectively. 1975-1979, 1981-1989 and 1991 to date are estimated. 3/ Average for year. The figures in recent years are understated due to the situation described in 5/. 4/ Prices are simple averages for 1947-60 and weighted averages for 1965 to date. 5/ The decrease in these percentages from 1988 to date results from handlers electing, because of unusual price relationships and qualification circumstances, not to pool milk that normally would have been pooled under Federal milk orders. The estimated volume of milk not pooled in 1996 was 7.8 billion pounds.

6/ Some of the data for 1996 are estimated.

Table 34--Annual Price and Pool Statistics for Federal Milk Order Marketing Areas, 1996

Federal Milk Order Marketing Area	Class I Price per Hundredweight <u>1/</u>		Blend Price per Hundredweight <u>1/</u>		Total Producer Deliveries		Producer Deliveries used in Class I		Class I Utilization Percentage	
	1996	Change from 1995	1996	Change from 1995	1996	Change from 1995 <u>2/</u>	1996	Change from 1995 <u>2/</u>	1996	1995
	Dollars				Mil. lbs.	Percent	Mil. lbs.	Percent	Percent	
NORTH ATLANTIC										
New England	16.88	2.01	15.32	2.00	5,383	0	2,599	0.7	48.3	47.9
New York-New Jersey	16.75	1.98	15.10	1.83	11,721	-2.1	4,784	-0.7	40.8	40.3
Middle Atlantic	16.73	2.07	14.97	2.01	6,092	-2.2	2,903	4.4	47.7	44.7
Regional Av. or Total	16.78	2.02	15.12	1.92	23,196	-1.6	10,286	1.0	44.3	43.2
SOUTH ATLANTIC										
Carolina	16.70	2.00	16.15	2.11	2,623	0.9	2,165	8.3	82.5	76.9
Tennessee Valley	16.41	2.02	15.81	2.11	1,372	-4.8	1,079	1.8	78.6	73.6
Southeast <u>3/</u>	16.70	1.93	15.99	1.94	5,108	-6.3	4,120	-2.0	80.7	77.2
Florida Markets <u>4/</u>	17.46	1.95	16.87	1.83	2,777	-1.1	2,440	-0.8	87.8	87.6
Regional Av. or Total <u>5/ 6/</u>	16.86	1.96	16.21	1.98	11,880	-3.4	9,803	0.8	82.5	79.1
EAST NORTH CENTRAL										
Mich Upper Peninsula	14.99	2.01	14.61	1.92	64	1.1	50	3.7	78.3	76.3
Southern Michigan*	15.35	1.98	14.34	1.91	4,474	-3.9	2,071	-0.3	46.3	44.6
East. Ohio-West. Pa.	15.63	2.00	14.64	1.91	3,282	-5.8	1,754	-2.5	53.5	51.6
Ohio Valley*	15.68	2.01	14.79	1.93	2,977	3.2	1,678	6.2	56.4	54.8
Indiana*	15.54	2.01	14.80	1.97	1,917	-1.6	1,188	0.9	62.0	60.5
Chicago Regional*	15.04	2.01	13.64	1.58	12,523	-12.4	2,554	1.2	20.4	17.7
Central Illinois	15.24	2.00	14.92	2.10	175	-13.9	142	2.2	81.2	68.4
S. Ill.-E. Missouri*	15.52	1.97	14.71	1.93	1,932	-14.7	1,103	-4.5	57.1	51.0
Louis. -Lex. -Evans.	15.71	1.97	15.21	2.07	1,042	-6.7	811	-0.2	77.9	72.8
Regional Av. or Total	15.43	2.00	14.21	1.80	28,386	-8.2*	11,354	0.3	40.0	36.6
WEST NORTH CENTRAL										
Upper Midwest*	14.86	2.03	13.50	1.60	8,402	-9.5	1,647	3.0	19.6	17.2
Iowa*	15.19	2.01	13.95	1.69	2,695	-7.1	973	-1.1	36.1	33.9
Nebraska-Western Iowa*	15.39	2.01	13.99	1.72	1,490	-12.6	610	1.9	41.0	35.2
G. K. C.-E. S. D.-B. H. <u>7/</u>	15.17	1.62	15.09	1.96	662	-0.9	342	---	65.7	66.6
Regional Av. or Total <u>6/</u>	15.06	2.02	13.65	1.63	12,587	-9.4*	3,230	1.5	25.7	22.9

Continued

Table 34--Annual Price and Pool Statistics for Federal Milk Order Marketing Areas, 1996--continued

Federal Milk Order Marketing Area	Class I Price per Hundredweight ^{1/}		Blend Price per Hundredweight ^{1/}		Total Producer Deliveries		Producer Deliveries used in Class I		Class I Utilization Percentage	
	1996	Change from 1995	1996	Change from 1995	1996	Change from 1995 ^{2/}	1996	Change from 1995 ^{2/}	1996	1995
	Dollars				Mil. lbs.	Percent	Mil. lbs.	Percent	Percent	
WEST SOUTH CENTRAL										
Southwest Plains	16.42	2.03	14.94	2.06	3,514	-13.1	1,503	-1.0	42.8	37.6
Texas	16.81	2.03	15.05	1.87	6,561	-0.3	3,260	4.3	49.7	47.5
Regional Av. or Total	16.68	2.03	15.02	1.96	10,075	-5.2	4,763	2.5	47.3	43.7
MOUNTAIN										
Eastern Colorado ^{8/}	16.37	2.02	14.82	1.80	1,784	0.8	812	3.2	45.5	44.4
S.W. Idaho-E. Oregon*	15.14	2.02	13.57	1.66	2,622	21.1	180	0.2	6.9	8.3
Great Basin	15.54	2.01	14.33	1.80	2,540	5.4	877	4.2	34.5	34.9
Central Arizona	16.14	2.00	14.46	1.70	2,383	5.5	1,031	-0.8	43.3	46.0
New Mexico-West Texas*	15.97	2.00	14.07	1.68	2,121	13.6	681	-2.0	32.1	37.2
Regional Av. or Total ^{5/}	15.96	2.00	14.21	1.70	11,450	9.4*	3,581	1.1	31.3	33.8
PACIFIC										
Pacific Northwest*	15.54	2.02	13.96	2.07	6,265	-2.2	2,130	1.7	34.0	32.7
Regional Av. or Total	15.54	2.02	13.96	2.07	6,265	-2.2*	2,130	1.7	34.0	32.7
30-Market Av. or Total ^{5/ 6/}	16.20	2.00	14.64	1.86	103,839	-4.0*	45,147	1.0	43.5	41.3
All-Market Av. or Total ^{5/}	16.19	2.00	14.64	1.85	104,501	-4.0	45,490	0.8	43.5	41.5

* Because the blend price adjusted for location was at or below the Class III price in certain zones of these markets, handlers elected not to pool in 1996, about 7.8 billion pounds, and in 1995, about 5.3 billion pounds of milk that normally would have been pooled under these orders. The majority of this milk would have been pooled in the East North Central, West North Central, and Pacific regions.

^{1/} Prices are for milk of 3.5 percent butterfat content and for the major city in the marketing area. All averages are weighted. ^{2/} Percentages changes have been adjusted for the different number of days in 1995 and 1996. ^{3/} New marketing area. Effective July 1, 1995, the Georgia, Alabama-West Florida, New Orleans-Mississippi, Central Arkansas, and Greater Louisiana marketing areas were merged to form the Southeast marketing area. The new marketing area is comparable. The figures for January-June 1995 are the summation or weighted averages of the data for the five merged markets. Figures for 1995 also include data for the Paducah order. The handler formerly regulated under this order, which was terminated November 1, 1995, now is regulated under the Southeast order. ^{4/} The price data are for Tampa Bay; the remaining data are for the Tampa Bay, Upper Florida, and Southeastern Florida marketing areas which have been combined in order to mask restricted data. ^{5/} Regional and total market price averages exclude where applicable, Upper Florida, Southeastern Florida, and Western Colorado. Total market price averages also exclude Eastern South Dakota and Black Hills. Some of the data used to weight the monthly prices were restricted. ^{6/} Figures are based on the same group of comparable markets--markets where the orders were in effect the entire period 1995-96, and for which the data were not affected significantly by marketing area changes; excludes Greater Kansas City, Eastern South Dakota, and Black Hills, where applicable. See ^{7/}. For 1995, the data for Paducah have been combined with the data for Southeast. See ^{3/}. ^{7/} The price data are for Greater Kansas City; the remaining data are for the Greater Kansas City, Eastern South Dakota and Black Hills marketing areas which have been combined in order to mask restricted data. The figures for Producer Deliveries Used in Class I and Class I Utilization Percentage for 1996 are for January-September only. Effective October 1, 1996, the order regulating the Black Hills marketing area was terminated. ^{8/} The price data are for Eastern Colorado; the remaining data are for the Eastern Colorado and Western Colorado marketing areas which have been combined in order to mask restricted data.

Table 35--Minimum Federal order announced cooperative Class I prices in selected cities, 1996 ^{1/}

City	Annual Average			City	Annual Average		
	Federal order price	Cooperative price	Difference		Federal order price	Cooperative Price	Difference
	Dollars per hundredweight				Dollars per hundredweight		
Atlanta, GA	16.71	17.74	1.03	New Orleans, LA	17.28	17.69	0.41
Baltimore, MD	16.66	17.46	0.80	Oklahoma City, OK	16.40	16.88	0.48
Boston, MA	16.87	17.63	0.76	Omaha, NE	15.38	16.41	1.03
Carbondale, IL	15.64	16.99	1.35	Philadelphia, PA	16.72	17.47	0.75
Charlotte, NC	16.71	18.11	1.40	Phoenix, AZ	16.15	16.15	0.00
Chicago, IL	15.03	16.82	1.79	Pittsburgh, PA	15.63	16.18	0.55
Cincinnati, OH	15.74	16.67	0.93	St. Louis, MO	15.60	16.45	0.85
Cleveland, OH	15.63	16.41	0.78	Salt Lake City, UT	15.53	15.73	0.20
Dallas, TX	16.79	17.25	0.46	Seattle, WA	15.53	15.88	0.35
Denver, CO	16.36	16.83	0.47	Spokane, WA	15.62	16.07	0.45
Des Moines, IA	15.18	16.41	1.23	Springfield, MO	16.10	16.71	0.61
Detroit, MI	15.48	16.36	0.88	Washington, D.C.	16.46	17.30	0.84
Hartford, CT	16.77	17.53	0.76				
Houston, TX	17.33	17.79	0.46				
Indianapolis, IN	15.53	16.69	1.16	1996 all-city average	16.06	16.92	0.86
Kansas City, MO	15.55	16.55	1.00				
Little Rock, AR	16.40	16.77	0.37				
Louisville, KY	15.74	16.67	0.93	1995 all-city average	14.05	14.69	0.64
Miami, FL	17.81	20.06	2.25				
Milwaukee, WI	14.94	16.73	1.79				
Minneapolis, MN	14.83	16.02	1.19				

^{1/} These figures are simple averages of monthly prices. The cooperative price represents over-order Class I prices announced for the beginning of the month by cooperative associations in various city markets. The information relates to the major cooperative in each of the city markets and does not apply to all of the Class I sales in these city markets. These data are common market knowledge in the sense that the information represents basic Class I price announcements by the cooperative sent to all handlers who buy milk from them. These announced over-order prices represent charges for various services performed by the cooperative. Announced prices may not include handling or service charges applicable to milk from supply plants. In some instances, the announced over-order prices are not uniform in that competitive credits may be allowed. These prices have not been verified as having been actually paid by handlers.

**Table 36--U.S., Minnesota-Wisconsin, and Basic Formula Price,
milk prices, 1996 with comparisons**

Month	U.S. milk prices, 3.5 percent butterfat basis <u>1/</u>						Prices paid for manufacturing grade milk, 3.5 percent butterfat content	
	All milk wholesale		Milk eligible for fluid market		Manufacturing grade milk		Minnesota-Wisconsin price series/Basic Formula Price <u>2/</u>	
	1996	1995	1996	1995	1996	1995	1996	1995
	Dollars per 100 pounds							
Jan.	13.80	12.45	13.80	12.46	12.42	11.19	12.73	11.35
Feb.	13.75	12.38	13.75	12.48	12.39	11.52	12.59	11.79
Mar.	13.57	12.49	13.57	12.49	12.39	11.53	12.70	11.89
Apr.	13.78	12.21	13.79	12.21	12.82	11.05	13.09	11.16
May	14.19	12.24	14.20	12.24	13.20	10.88	13.77	11.12
June	14.52	12.07	14.62	12.18	13.39	11.04	13.92	11.42
July	15.24	12.01	15.34	12.11	13.79	10.96	14.49	11.23
Aug.	15.69	12.40	15.69	12.51	14.44	11.25	14.94	11.55
Sept.	16.10	12.72	16.20	12.73	14.96	11.94	15.37	12.08
Oct.	15.79	13.19	15.89	13.19	14.18	12.44	14.13	12.61
Nov.	14.81	13.69	14.91	13.69	12.19	12.64	11.61	12.87
Dec.	13.90	13.71	14.00	13.81	11.57	12.63	11.34	12.91
Average	14.60	12.67	14.65	12.70	13.15	11.62	13.39	11.83

1/ Based on prices at test as reported in "Agricultural Prices," NASS; converted to a 3.5 percent test by using the butterfat differential specified in Federal milk orders. 2/ The Minnesota-Wisconsin (M-W) price series is the average price reported paid to producers for manufacturing grade milk f.o.b. plants in Minnesota-Wisconsin as reported by NASS. Effective with the May 1995 price, the Basic Formula Price replaced the M-W price series, which establishes minimum prices under all Federal milk orders. Prices shown for January through April 1995 are the M-W price series. Prices shown May through December 1995 are the Basic Formula Price. The average price combines these two price series for the applicable periods.

THE GRAPH FOUND ON THIS PAGE OF THE PRINTED REPORT MAY BE FOUND AT THE END OF THIS REPORT.

Table 37--Selected dairy farmer price measures, 1996 with comparisons

Month	Dairy farmer price measures: U.S. averages							
	Milk cows <u>1/</u> <u>2/</u>		All hay baled <u>3/</u>		Cows <u>4/</u>		Milk-feed price ratio <u>5/</u>	
	1996	1995	1996	1995	1996	1995	1996	1995
	\$ per head		\$ per ton		\$ per cwt.		Pounds	
Jan.	1,060	1,150	79.50	83.60	32.00	38.70	1.65	1.64
Feb.	---	---	79.20	83.60	32.10	41.50	1.62	1.63
Mar.	---	---	80.10	83.40	31.40	39.90	1.61	1.64
Apr.	1,070	1,140	88.90	86.10	29.40	38.00	1.52	1.62
May	---	---	95.50	90.80	30.40	36.80	1.56	1.62
June	---	---	92.30	83.90	30.70	38.20	1.60	1.60
July	1,090	1,130	89.40	82.80	31.00	35.90	1.55	1.57
Aug.	---	---	92.30	82.30	31.80	35.80	1.60	1.62
Sep.	---	---	92.10	81.00	30.80	33.90	1.65	1.67
Oct.	1,130	1,090	93.70	81.70	30.40	32.20	1.69	1.68
Nov.	---	---	95.40	80.50	28.00	29.60	1.57	1.76
Dec.	---	---	95.90	78.80	28.30	30.40	1.48	1.74
Average	1,090	1,130	89.50	82.10	30.50	35.70	1.59	1.65

1/ Animals sold for dairy herd replacement only. 2/ Figures are published for January, April, July and October only. 3/ Mid-month price. 4/ Includes beef cows and cull dairy cows sold for slaughter, but not dairy cows for herd replacement. 5/ Computed by Dairy Division, AMS, USDA. Pounds of concentrate ration value, as reported quarterly in "Milk Production", equal in value to one pound of milk sold to plants.

Source: "Agricultural Prices," National Agricultural Statistics Service, USDA.

THE GRAPH FOUND ON THIS PAGE OF THE PRINTED REPORT MAY BE FOUND AT THE END OF THIS REPORT.

Table 38--United States agricultural price measures, 1996 with comparisons

Month	Agricultural price measures								Parity Ratio <u>2/</u>
	Index of prices paid by farmers <u>1/</u>		Index of prices received by farmers						
			All farm products		Livestock & Products		Dairy Products		
	1996	Percent change from 1995	1996	Percent change from 1995	1996	Percent change from 1995	1996	Percent change from 1995	
Indexes 1990-92 = 100									
Jan.	113	3.7	108	10.2	94	1.1	107	11.5	96
Feb.	113	3.7	106	9.3	93	-1.1	106	10.4	94
Mar.	114	4.6	109	10.1	93	0.0	105	9.4	96
Apr.	114	4.6	108	9.1	93	3.3	106	12.8	95
May	115	4.6	111	11.0	96	9.1	109	16.0	97
June	115	4.5	118	18.0	99	10.0	112	20.4	103
July	115	4.5	118	16.8	103	13.2	117	27.2	103
Aug.	115	4.5	116	12.6	103	12.0	121	27.4	101
Sep.	115	4.5	116	10.5	106	12.8	125	27.6	101
Oct.	115	3.6	112	7.7	103	12.0	123	19.4	97
Nov.	115	3.6	110	3.8	102	8.5	115	7.5	96
Dec.	115	2.7	110	1.9	103	7.3	108	1.9	96
Average	115	4.5	112	9.8	99	7.6	113	15.3	98

1/ For commodities and services, interest, taxes and wage rates.

2/ Ratio of the index of prices received by farmers, all farm products, to the index of prices paid by farmers.

Source: "Agricultural Prices," National Agricultural Statistics Service, USDA.

Table 39--Consumer price index for all urban consumers: Selected Products, United States city average, 1996 with comparisons 1/

Month	Fresh whole milk		Other fresh milk and cream		Cheese		Other dairy products		Ice cream and related products	
	Index	Percent Change from 1995	Index	Percent change from 1995	Index	Percent change from 1995	Index	Percent change from 1995	Index	Percent change from 1995
	Indexes 1982-1984 = 100									
Jan.	135.6	3.4	138.2	3.1	139.5	1.3	120.5	5.6	140.4	2.4
Feb.	136.3	4.4	138.5	3.7	141.1	2.8	121.1	6.6	140.9	3.3
Mar.	136.2	4.4	138.8	4.0	139.6	2.1	120.3	5.6	140.3	2.0
Apr.	136.4	4.4	138.7	3.8	140.9	2.8	120.0	5.8	140.2	2.6
May	136.5	4.1	139.2	3.7	141.8	2.5	120.1	5.4	142.3	3.6
June	139.5	6.8	142.2	6.1	141.6	3.4	126.8	11.8	142.9	4.0
July	141.6	8.3	143.5	7.5	143.4	3.1	135.4	17.0	143.1	4.8
Aug.	142.8	9.0	146.5	9.7	146.7	6.1	139.8	20.6	145.4	6.1
Sep.	143.7	10.5	148.0	11.4	149.4	8.4	143.4	23.3	148.8	8.4
Oct.	147.2	12.4	151.3	13.0	150.5	9.0	145.5	23.4	151.3	9.3
Nov.	149.0	12.6	152.3	13.6	150.9	9.4	140.5	17.7	149.0	7.7
Dec.	148.3	10.9	151.8	12.1	150.1	8.0	136.2	12.2	150.5	7.7

1/ The Consumer Price Index for All Urban Consumers (CPI-U) covers approximately 80 percent of the total noninstitutional civilian population of the United States and is based on data for 85 urban areas.

Source: "CPI Detailed Report," Bureau of Labor Statistics, U.S. Department of Labor.

Table 40 -- 1996 Cow Slaughter Under Federal Inspection - U.S. Total
(thousand head)

Week Ending	Dairy Cows	All Cows	Dairy as Percent of Total	Week Ending	Dairy Cows	All Cows	Dairy as Percent of Total
Jan 5	54.6	118.0	46.3	Jul 6	38.5	99.7	38.6
13	61.8	140.5	44.0	13	57.0	135.5	42.1
20	63.8	142.3	44.8	20	57.0	140.3	40.6
27	63.2	133.1	47.5	27	51.6	125.5	41.1
Feb 3	56.8	122.7	46.3	Aug 3	54.7	122.8	44.5
10	59.3	120.2	49.3	10	52.6	128.7	40.9
17	67.7	147.6	45.9	17	56.8	132.2	43.0
24	60.5	134.9	44.8	24	60.8	141.9	42.8
Mar 2	64.1	127.9	50.1	31	59.3	133.3	44.5
9	55.7	120.2	46.3	Sep 7	50.2	109.7	45.8
16	59.7	122.9	48.6	14	57.6	133.0	43.3
23	58.4	130.6	44.7	21	60.8	134.5	45.2
30	55.9	124.0	45.1	28	59.3	132.1	44.9
Apr 6	57.1	122.9	46.5	Oct 5	58.0	137.6	42.2
13	54.9	125.1	43.9	12	62.9	149.4	42.1
20	60.9	136.4	44.6	19	63.6	154.4	41.2
27	54.8	135.4	40.5	26	65.0	159.6	40.7
May 4	52.1	130.2	40.0	Nov 2	65.5	166.8	39.3
11	50.6	125.2	40.4	9	65.8	163.8	40.2
18	59.2	135.2	43.8	16	65.8	166.3	39.6
25	53.8	137.7	39.1	23	64.1	162.7	39.4
Jun 1	49.1	128.6	38.2	30	53.1	127.9	41.5
8	53.0	133.4	39.7	Dec 7	68.8	165.0	41.7
15	51.6	129.3	39.9	14	70.8	169.0	41.9
22	49.3	129.0	38.2	21	62.8	150.3	41.8
29	50.7	127.1	39.9	28	43.2	101.9	42.4

Table 41--Mailbox Milk Prices for Selected Federal Milk Orders, by Month and Annual Average, 1996

Federal milk order <u>1/</u>	Mailbox Milk Price <u>2/</u>												
	Jan	Feb	Mar	Apr	May	Jun	Jul	Aug	Sep	Oct	Nov	Dec	Average
	<u>Dollars per hundredweight</u>												
New England	13.38	13.23	13.14	13.08	13.49	14.08	14.77	15.00	15.55	15.83	15.37	14.12	14.22
New York-New Jersey	13.44	13.29	13.18	13.16	13.70	14.08	14.82	15.05	15.68	15.68	14.82	13.75	14.18
Middle Atlantic	13.57	13.27	12.86	12.76	13.41	14.40	15.07	15.49	16.05	15.84	15.55	14.30	14.37
Northeast Average <u>3/</u>	13.46	13.27	13.09	13.04	13.58	14.16	14.87	15.16	15.75	15.76	15.15	13.99	14.24
Carolina	14.76	14.78	14.43	14.33	14.82	15.68	16.39	16.69	17.44	17.95	17.78	16.36	15.92
Tennessee Valley	14.24	14.23	13.97	13.82	14.16	15.18	15.73	15.95	16.59	17.05	16.78	15.28	15.25
Southeast	13.99	14.00	13.78	13.71	14.20	15.09	15.60	15.90	16.52	16.94	16.49	15.13	15.05
Florida <u>4/</u>	15.93	15.93	15.73	15.57	15.80	16.95	17.77	18.59	18.87	19.34	19.64	18.39	17.26
Southeast Average <u>3/</u>	14.64	14.68	14.42	14.29	14.71	15.69	16.31	16.69	17.23	17.71	17.53	16.18	15.78
Southern Michigan	13.50	13.29	13.10	13.08	13.51	14.01	14.69	14.90	15.62	15.77	15.18	14.08	14.20
E. Ohio-Western Pa.	13.72	13.66	13.47	13.47	13.75	14.05	14.74	14.98	15.62	15.88	15.50	14.22	14.39
Ohio Valley	13.75	13.65	13.51	13.46	13.67	14.08	14.79	15.02	15.72	16.11	15.93	14.77	14.52
Indiana	13.66	13.51	13.26	13.11	13.50	14.00	14.66	14.89	15.70	16.08	15.86	14.54	14.37
Chicago Regional	13.69	13.52	13.68	13.89	14.61	14.73	15.36	15.88	16.52	15.72	13.69	13.08	14.36
S. Illinois-E. Missouri	13.08	13.05	13.03	13.13	13.42	13.73	14.23	14.61	15.35	15.77	15.42	14.14	13.99
Louis.-Lex.-Evans.	13.78	13.73	13.61	13.43	13.71	14.37	15.20	15.37	15.90	16.48	16.55	15.18	14.71
Upper Midwest	13.62	13.43	13.47	13.74	14.37	14.50	15.09	15.73	16.26	15.32	13.51	12.85	14.19
Nebraska-W. Iowa	13.09	12.97	12.98	13.08	13.75	14.01	14.58	15.00	15.66	15.45	14.14	13.26	13.94
Iowa	13.44	13.24	13.31	13.45	14.12	14.29	14.88	15.43	16.17	15.59	14.02	13.12	14.20
Midwest Average <u>3/</u>	13.60	13.44	13.44	13.50	13.96	14.34	14.98	15.34	16.04	15.69	14.31	13.46	14.29
Texas	13.27	13.02	12.74	12.98	13.45	13.92	14.87	15.23	15.72	15.87	15.20	13.85	14.03
Southwest Plains	12.97	12.72	12.53	12.57	13.04	13.41	14.16	14.57	15.15	15.19	14.36	13.30	13.63
Eastern Colorado	13.32	13.18	13.04	13.25	13.62	13.80	14.41	14.50	15.51	15.64	14.32	13.12	13.96
S.W. Idaho-E. Oregon	12.62	12.51	12.54	12.78	13.27	13.63	14.07	14.74	15.20	14.29	12.01	11.71	13.32
Great Basin	12.67	12.52	12.51	12.61	13.05	13.17	13.52	14.30	14.93	14.55	13.04	12.33	13.30
New Mexico-W. Texas	11.93	11.73	11.57	11.75	12.59	13.13	13.72	14.14	14.92	14.48	12.86	12.00	12.98
Pacific Northwest	12.43	12.24	12.08	12.08	12.79	13.91	14.59	14.85	15.48	15.14	13.69	12.91	13.54
West Average <u>3/</u>	12.80	12.60	12.44	12.60	13.14	13.67	14.34	14.73	15.34	15.12	13.82	12.92	13.61
All-Market Average	13.51	13.35	13.24	13.25	13.72	14.28	14.94	15.28	15.92	15.79	14.74	13.77	14.28

1/ Federal milk orders for which the data can be released. 2/ Net pay price received by dairy farmers marketing milk to handlers regulated under the Federal milk orders. Includes all payments received for milk sold and all costs associated with marketing the milk. Price is reported at the market average butterfat test. Also, for some orders, price is a weighted average for all pricing zones in the order. 3/ Weighted average of the information for the orders listed in the region or for all selected orders combined.

4/ Weighted average of the information for the Upper Florida, Tampa Bay, and Southeastern Florida orders.

INTERNATIONAL DAIRY MARKET NEWS

1996 WESTERN EUROPE EXPORT PRICES

REPORT	BUTTER	SKIM MILK POWDER	WHOLE MILK POWDER	BUTTEROIL	WHEY POWDER
1	2425 - 2700	2225 - 2300	2200 - 2300	2800 - 3200	700 - 800
3	2300 - 2600	2150 - 2300	2200 - 2300	2750 - 3150	750 - 825
5	2100 - 2300	2150 - 2250	2200 - 2250	2700 - 2800	700 - 750
7	2000 - 2250	2075 - 2250	2100 - 2250	2600 - 2700	730 - 825
9	2050 - 2150	2050 - 2175	2050 - 2200	2450 - 2600	650 - 750
11	2000 - 2150	2020 - 2125	2050 - 2100	2400 - 2700	720 - 750
13	2000 - 2100	2050 - 2100	2000 - 2060	2400 - 2600	650 - 750
15	2040 - 2100	2000 - 2075	2020 - 2100	2400 - 2600	650 - 725
17	1950 - 2100	1950 - 2000	1950 - 2025	2300 - 2500	600 - 700
19	1650 - 1925	1900 - 2010	1930 - 2030	2000 - 2200	500 - 635
21	1680 - 1800	1900 - 2010	1900 - 1975	1900 - 2010	500 - 575
23	1600 - 1750	1900 - 2000	1900 - 2000	2000 - 2125	550 - 650
25	1700 - 1780	1860 - 1950	1930 - 2000	2100 - 2275	600 - 700
27	1700 - 1800	1900 - 1950	1925 - 2000	2000 - 2250	525 - 700
29	1600 - 1775	1875 - 1925	1925 - 1975	2000 - 2300	570 - 650
31	1600 - 1750	1850 - 1950	1925 - 2000	2000 - 2320	600 - 630
33	1700 - 1800	1850 - 1950	1900 - 2000	1975 - 2300	575 - 625
35	1675 - 1800	1780 - 1870	1875 - 1975	2100 - 2200	580 - 675
37	1700 - 1800	1750 - 1900	1885 - 2000	2000 - 2100	600 - 660
39	1550 - 1800	1825 - 1925	2000 - 2050	1825 - 2000	645 - 680
41	1500 - 1600	1860 - 1950	1850 - 2000	1800 - 1900	550 - 615
43	1500 - 1600	1900 - 1970	1900 - 2010	1800 - 1950	550 - 600
45	1500 - 1600	1850 - 1970	1900 - 2000	1800 - 1900	600 - 700
47	1400 - 1600	1875 - 2000	1975 - 2050	1800 - 1900	590 - 650
49	1500 - 1760	1900 - 1975	1900 - 2050	1870 - 1950	650 - 700
51	1600 - 1800	1940 - 2000	1960 - 2050	1900 - 1950	620 - 700

Prices are US dollars per metric ton, F.O.B. port. Information gathered for this report is from trades, offers to sell, and secondary data. Metric ton = 2,204.6 pounds.

INTERNATIONAL DAIRY MARKET NEWS

1996 OCEANIA EXPORT PRICES

REPORT	BUTTER	SKIM MILK POWDER	WHOLE MILK POWDER	CHEDDAR CHEESE
1	2025 - 2250	2100 - 2225	2150 - 2300	2075 - 2250
3	2000 - 2250	2100 - 2225	2150 - 2300	2100 - 2300
5	1950 - 2100	2050 - 2200	2100 - 2200	2100 - 2200
7	1900 - 2000	2050 - 2200	2050 - 2200	2200 - 2300
9	1900 - 2000	2050 - 2150	2050 - 2150	2200 - 2300
11	1900 - 2000	1975 - 2050	1975 - 2100	2200 - 2300
13	1850 - 2000	1800 - 2000	1800 - 2000	2200 - 2300
15	1800 - 2000	1900 - 2050	1900 - 2000	2200 - 2300
17	1800 - 2000	1900 - 2000	1850 - 2000	2200 - 2300
19	1700 - 1950	1800 - 2000	1850 - 2000	2200 - 2300
21	1700 - 1900	1800 - 1950	1850 - 1950	2200 - 2350
23	1600 - 1800	1800 - 1900	1750 - 1900	2100 - 2350
25	1550 - 1625	1800 - 1850	1800 - 1925	2200 - 2300
27	1550 - 1625	1800 - 1850	1800 - 1900	2200 - 2300
29	1500 - 1600	1800 - 1900	1800 - 1900	2200 - 2300
31	1500 - 1600	1800 - 1850	1850 - 1900	2200 - 2300
33	1500 - 1600	1750 - 1850	1850 - 1925	2200 - 2300
35	1450 - 1500	1750 - 1850	1800 - 1900	2200 - 2300
37	1400 - 1500	1750 - 1850	1800 - 1900	2200 - 2300
39	1400 - 1500	1750 - 1850	1800 - 1900	2200 - 2300
41	1400 - 1550	1750 - 1850	1800 - 1900	2200 - 2300
43	1400 - 1550	1750 - 1900	1800 - 1900	2200 - 2300
45	1400 - 1550	1750 - 1900	1800 - 1900	2150 - 2300
47	1400 - 1500	1800 - 1900	1800 - 1900	2150 - 2300
49	1400 - 1500	1870 - 1950	1850 - 1900	2100 - 2300
51	1300 - 1450	1875 - 1950	1850 - 1930	2100 - 2300

Prices are US dollars per metric ton, F.O.B. port. Information gathered for this report is from trades, offers to sell, and secondary data. Metric ton = 2,204.6 pounds.

1996 DEIP BID ACCEPTANCE

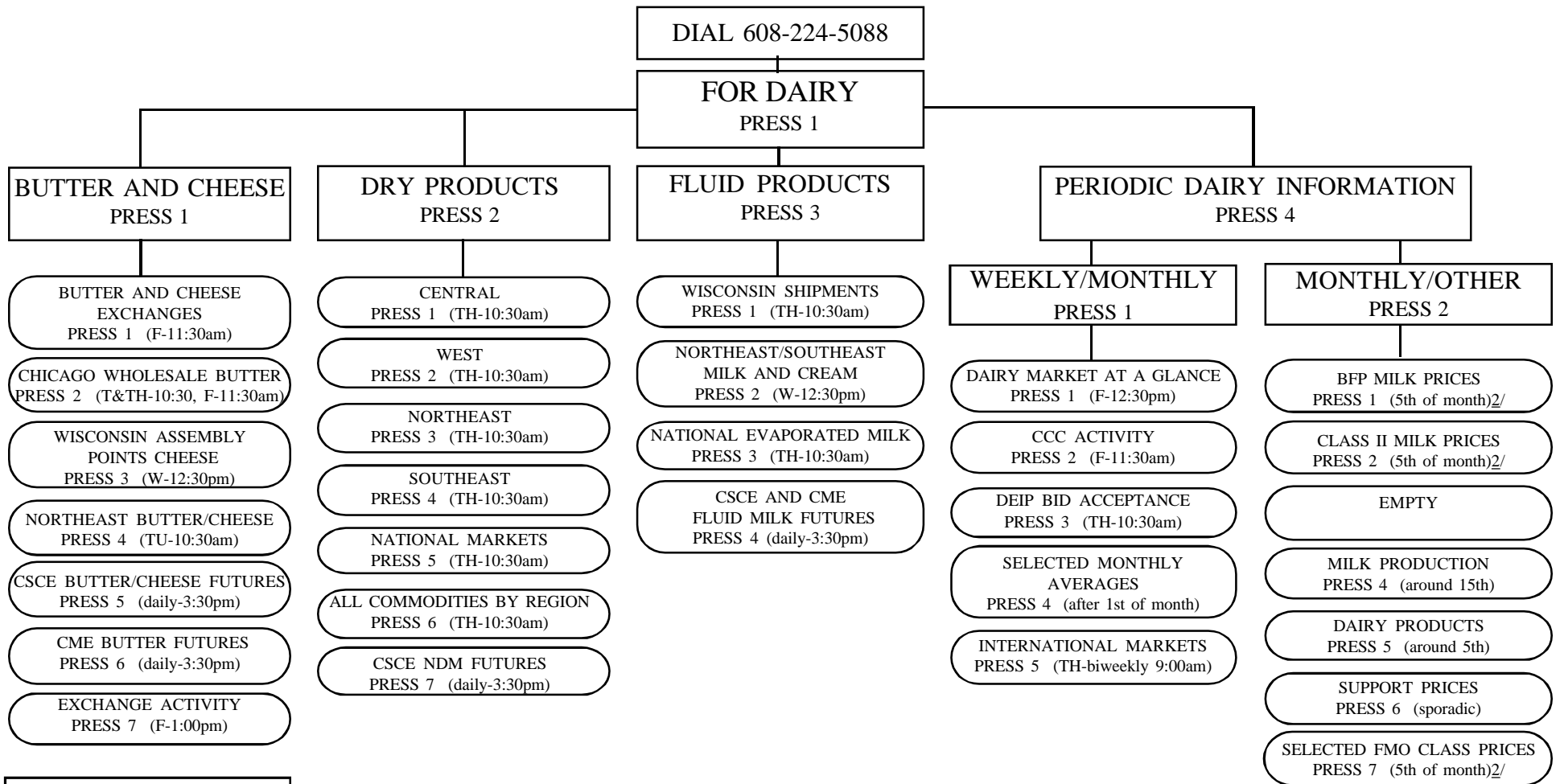
	NONFAT DRY MILK	WHOLEMILK POWDER	BUTTER	BUTTEROIL	CHEESE
	(METRIC TONS)				
JANUARY	0	0	0	0	0
FEBRUARY	1,529	16	0	0	802
MARCH	25,537	1,029	0	0	95
APRIL	5,690	521	0	0	695
MAY	681	0	0	0	204
JUNE	208	60	0	0	0
JULY	0	0	0	0	0
AUGUST	210	44	0	0	66
SEPTEMBER	210	0	0	0	22
OCTOBER	168	0	0	0	344
NOVEMBER	7,588	194	0	0	175
DECEMBER	3,309	622	0	0	52
TOTAL	45,130	2,486	0	0	2,455

METRIC TON = 2204.6 POUNDS

FAS DATA, TABLE COMPILED BY DAIRY MARKET NEWS

MARKET NEWS RECORDED INFORMATION SYSTEM

Dairy market information is available on our recorded telephone message system. The system is part of the Federal/State Market News Service which includes information on dairy, livestock, grain, poultry & eggs, and fruit & vegetables. The system is accessible via a touch-tone telephone. Recorded instructions prompt the caller in the use of the system. By listening to menus and pressing numbers on your touch tone telephone you will have access to the latest market information. Please note that you do not have to listen to the entire menu before pressing your number choice. Use the flowchart below as a guide for accessing dairy information. Release day and Central time are in parenthesis. 1/



HINTS
 -press 8 to repeat a message
 -press 9 to back out one level
 -press * before exiting system
 (allows system to reset line for next user)

EXAMPLE 1
 TO ACCESS BUTTER AND CHEESE EXCHANGE PRICES:
 DIAL 608-224-5088
 --PRESS 1 FOR DAIRY MENU
 --PRESS 1 FOR BUTTER AND CHEESE MENU
 --PRESS 1 FOR BUTTER AND CHEESE EXCHANGE PRICES
 STAY ON LINE FOR DAIRY MENU
 OR PRESS * KEY IF EXITING SYSTEM.

EXAMPLE 2
 TO ACCESS CENTRAL & WESTERN DRY PRODUCTS:
 DIAL 608-224-5088
 --PRESS 1 FOR DAIRY MENU
 --PRESS 2 FOR DRY PRODUCTS MENU
 --PRESS 1 FOR CENTRAL PRICES
 (SYSTEM RETURNS TO DAIRY MENU)
 --PRESS 2 FOR DRY PRODUCTS MENU
 --PRESS 2 FOR WESTERN PRICES
 STAY ON LINE FOR DAIRY MENU
 OR PRESS * KEY IF EXITING SYSTEM.

1/ Holidays may affect recording days and times. 2/ If the scheduled release date for these price series fall on a weekend or holiday, the price will be announced on the preceding weekday.

the Internet's World Wide Web. They can be accessed at.....

<http://www.ams.usda.gov/mnncs>

Lon Hatamiya, Administrator of USDA's Agricultural Marketing (AMS), the agency that administers the market news program, said, "Timely information is critical to maximize the usefulness of our market news reports and the World Wide Web is just one more step we have taken to increase their accessibility and timeliness."

Users of Dairy Market News information can continue to receive information through printed reports, recorded messages, FAX polling, and the Bulletin Board (BBS).

In the future, users will also be able to access complete Dairy Market News reports that were previously available only in print.

"As we look toward the future of market news reporting, the Internet offers the opportunity to provide a wealth of pricing, demand, and supply information in a variety of formats," said Hatamiya.

If you have any questions about Dairy Market News reports or how to access them on the World Wide Web, contact the market news office at (608) 785-5200.



DAIRY MARKET NEWS TERMINOLOGY

Over the years, those engaged in the marketing of dairy products have developed a language peculiar to the trade. Numerous terms and phrases having special meanings are in frequent use. Market reports are intended to convey useful information to readers regarding important phases of a market situation and are best understood by the trade if words and expressions employed are in common usage. The following terms, definitions and abbreviations are used in describing dairy markets and market situations.

AMS - Agricultural Marketing Service: An agency of the U.S. Department of Agriculture. This Agency's responsibilities include administering marketing order programs, standardization, inspection and grading, market news, and the research and promotion programs.

BASIC FORMULA PRICE - BFP: The base month Minnesota-Wisconsin price updated with a butter/powder/cheese formula which establishes minimum prices for milk under all Federal milk orders. Replaced historic M-W milk price series in May 1995.

BULK BUTTER - Packed 68 pounds or 25 KG, net weight, in corrugated boxes.

BUTTERFAT / MILKFAT - The fat portion of whole milk.

CCC - Commodity Credit Corporation: An agency of the U.S. Department of Agriculture. This Agency's responsibilities include conducting price support purchases and related activities, involving expenditures of funds under powers granted by the Congress to CCC. The Secretary of Agriculture and other Department officials serve as officers of the Corporation.

ADJUSTED PURCHASES - Total purchases, contract basis, less/plus contract adjustments.

FISCAL/MARKETING YEAR - October 1 through September 30.

MANUFACTURING ALLOWANCES - CCC's estimate of the average amount per hundredweight needed by plants to cover manufacturing costs (fuel, labor, equipment, packaging, etc.) to convert whole milk into cheese or butter and nonfat dry milk. This allowance is used in determining the CCC purchase price which will enable manufacturers to return to the dairy farmers, on a national average basis, the Government support price.

MILK EQUIVALENT - The equivalent pounds of whole milk containing a specific percentage of milkfat--usually 3.67 percent--used in the production of manufactured dairy products. One method for computing milk equivalent is to multiply the volume of specific manufactured dairy products by a conversion factor derived from the yield of the product from a hundredweight of milk at the specified milkfat percent. CCC does not guarantee that farmers will receive that price.

FAT SOLIDS BASIS: factors used: butter, 21.8; cheese, 9.23; and nonfat dry milk, 0.22.
SKIM SOLIDS BASIS: factors used: butter, 0.12; cheese, 9.9; and nonfat dry milk, 11.64.

NET PURCHASES / REMOVALS - referred to interchangeably as CCC, USDA, or Government removals or net purchases. Surplus milk bought by the CCC in the form of butter, cheese, and nonfat dry milk, less sales to the trade for unrestricted use.

PURCHASE PRICES - Announced prices that CCC pays under the price support program for butter, cheese and nonfat dry milk.

REGIONS - East, Midwest, and West. The regions consist of the following states:

EAST - Connecticut, Delaware, Florida, Georgia, Maine, Maryland, Massachusetts, New Hampshire, New Jersey, New York, North Carolina, Pennsylvania, Rhode Island, South Carolina, Vermont, Virginia, and West Virginia.

MIDWEST - Alabama, Arkansas, Illinois, Indiana, Iowa, Kansas, Kentucky, Louisiana, Michigan, Minnesota, Mississippi, Missouri, Nebraska, North Dakota, Ohio, Oklahoma, South Dakota, Tennessee, Texas, and Wisconsin.

WEST - Arizona, California, Colorado, Idaho, Montana, Nevada, New Mexico, Oregon, Utah, Washington, and Wyoming.

SELLBACK PRICES - The prices determined by CCC at which the government will sell dairy products back to the trade.

RESTRICTED USE - Sales of CCC commodities restricted to a specific use, such as animal feed.

UNRESTRICTED USE - Sales of CCC commodities that may be used for any purpose. These sales are made at both announced and competitive prices.

SUPPORT PRICE FOR MILK - The price set by the Secretary of Agriculture (since October 21, 1981, the support price has been established by Congress) which is in compliance with the requirements of the Agricultural Act of 1949, as amended, for the milk price support program. The support price is a price goal - a national average price for milk of national average milkfat content that USDA hopes to see realized in the marketplace. CCC purchase prices are calculated to provide to milk processors who buy manufacturing grade milk, sufficient revenue to pay producers the support price. CCC does not guarantee that farmers will receive that price.

UNCOMMITTED INVENTORIES - Stocks held by CCC which have not been committed for sale or donation.

DAIRY MARKET NEWS TERMINOLOGY

CIF - Cost, Insurance, and Freight.

COLD STORAGE HOLDINGS - Products normally held for 30 days or more in public, private, and semiprivate refrigerated storage facilities. Does not include products in wholesalers' and retailers' storage facilities which normally hold products less than 30 days.

COMMERCIAL DISAPPEARANCE - Commercial disappearance includes civilian and military purchases of milk and dairy products for domestic and foreign use, but excludes farm household use and USDA donations of dairy products. Disappearance is a residual figure and therefore can be affected by any inaccuracies in estimating milk production, on-farm use, stocks, and imports.

COMMERCIAL STOCKS - Total U.S. stocks or holdings, minus Government-owned stocks or holdings.

CONTRACT SALES - Contract sales (oral or written) include product that is earmarked for a regular established outlet. The contract may cover a specified period of time or volume. The price may be fixed or based on negotiated differentials over or under some base price or index.

DAIRY MARKET NEWS - DMN - collects and provides timely and accurate information pertaining to supply and demand conditions for milk and dairy products. Provide the industry information to help make current buying and selling decisions and aid in future planning.

DMN REGIONS:

DOMESTIC:

CENTRAL - Arkansas, Illinois, Indiana, Iowa, Kansas, Louisiana, Michigan, Minnesota, Missouri, Nebraska, North Dakota, Ohio, Oklahoma, South Dakota, Texas, and Wisconsin

NORTHEAST - Connecticut, Delaware, Maine, Maryland, Massachusetts, New Hampshire, New Jersey, New York, Pennsylvania, Rhode Island, and Vermont

SOUTHEAST - Alabama, Florida, Georgia, Kentucky, Mississippi, North Carolina, South Carolina, Tennessee, Virginia, and West Virginia

WEST - Arizona, California, Colorado, Idaho, Montana, Nevada, New Mexico, Oregon, Utah, Washington, and Wyoming

INTERNATIONAL:

EASTERN EUROPE - Belarus, Bulgaria, Czechoslovakia, Hungary, Latvia, Lithuania, Poland, Romania, Slovakia, and Ukraine

OCEANIA - Australia and New Zealand

WESTERN EUROPE (EU-15) - Austria, Belgium, Denmark, Finland, France, Germany, Ireland, Italy, Netherlands, Norway, Portugal, Spain, Sweden, Switzerland, and United Kingdom

DEIP - Dairy Export Incentive Program: A program administered by USDA, FAS, which helps exporters of U.S. dairy products compete on the world market.

DELIVERED EQUIVALENT - Prices are derived by using an f.o.b. price, plus an adjustment to reflect the cost of transporting the product to a specified area.

DELIVERED PRICE - f.o.b. price plus transportation and handling.

DEMAND - The desire to possess a commodity, coupled with the willingness and ability to pay.

ERS - Economic Research Service: An agency of the U.S. Department of Agriculture. This Agency's responsibilities include providing economic research and forecasting.

EX DOCK - Often seen as "Ex Doc, Duty Paid." Imported product that has cleared customs and all paperwork has been completed. Product is available for pickup by the buyer.

DAIRY MARKET NEWS TERMINOLOGY

EXCHANGE - An organization which establishes and enforces rules of trade in a market (cash markets). Terms used by DMN which are associated with Exchange trading.

BID - Refers to the price a buyer is willing to pay for a product. May raise the trading level.

CARLOAD - National Cheese Exchange = 40,000 - 44,000 pounds

CARLOT - Chicago Mercantile Exchange - butter = 40,000 - 42,000 pounds

LST/LAST SIGNIFICANT TRANSACTION - The last transaction (bid, offer, or sale) that establishes the opinion (price).

OFFER - Refers to the price an owner is willing to accept for a product. May lower the trading level.

SALE - A bid filled or an offer covered.

FAS - Foreign Agricultural Service: An agency of the U.S. Department of Agriculture. This Agency's responsibilities include providing foreign agricultural information, administering import regulations, and assisting in the export of U.S. farm products.

FEDERAL MILK ORDERS - Federal Milk orders are authorized by the Agricultural Marketing Agreement Act of 1937. Under this law, the Secretary of Agriculture may establish Federal Orders that apply to buyers (handlers) of milk. Basically, a milk order is a legal document issued to regulate the minimum prices paid to dairy farmers by handlers of Grade A milk in a specified marketing area.

FDA - Food and Drug Administration: An agency of the U.S. Department of Health and Human Services.

FLUID GRADE MILK (GRADE A) - Milk eligible for sale for use in fluid milk products. This milk must be produced under strict sanitary conditions which meet state and local standards. Fluid grade milk may be used to make manufactured dairy products.

F.O.B. - Free on Board: Seller places product sold in a railcar, truck, or other form of transportation. The buyer then assumes transportation costs.

FSA - Farm Service Agency (formerly ASCS): An agency of the U.S. Department of Agriculture. This Agency's responsibilities include administering the dairy and other farm commodity price support programs.

FUTURES TERMS - several common terms used by traders in futures markets.

CHICAGO MERCANTILE EXCHANGE - CME

COFFEE, SUGAR, AND COCOA EXCHANGE - CSCE - located in New York.

CFTC - The Commodity Futures Trading Commission as created by the Commodity Futures Trading Commission Act of 1974. This government agency currently regulates the nations's commodity futures industry.

CONTRACT - Unit of trading for a commodity future. Also, actual bilateral agreement between the parties (buyer and seller) of a futures or option on futures transaction as defined by an exchange.

CONTRACT MONTH - The month in which futures contracts may be satisfied by making or accepting delivery.

DELIVERY - The tender and receipt of an actual commodity or cash in settlement of a futures contract.

LONG - One who has bought a futures or options on futures contract to establish a market position through an offsetting sale; the opposite of short.

OPEN INTEREST - Total number of futures or options on futures contracts that have not yet been offset or fulfilled by delivery. An indicator of the depth or liquidity of a market (the ability to buy or sell at or near a given price) and of the use of a market for risk and/or asset-management.

SETTLEMENT PRICE - A figure determined by the closing range that is used to calculate gains and losses in futures market accounts. Settlement prices are used to determine gains, losses, margin calls, and invoice prices for deliveries.

VOLUME - The number of transactions in a futures or options on futures contract made during a specified period of time.

LTL - Less than truckload quantity.

MANUFACTURING GRADE MILK (GRADE B) - Milk eligible for sale for which use is limited to manufactured dairy products. This milk must be produced under conditions which meet state and local standards, but these standards are less stringent than those for fluid grade milk.

DAIRY MARKET NEWS TERMINOLOGY

MARKET - A term with several meanings:

- A. A geographic location where a commodity is traded.
- B. The price, or price level, at which a commodity is traded.
- C. To sell a commodity.

MARKET ACTIVITY - The rate at which sales are being made. Often stated as: active, moderate, slow, or inactive.

MARKET CHANNELS:

BROKER/TRADER - A middleman activity involved in facilitating sales between producers and other levels in the marketing chain. Typically does not take title to product.

FOOD SERVICE - A marketing channel which includes purchases of dairy products by hotels, restaurants, fast food outlets, schools, and institutions.

INDUSTRIAL - A marketing channel which includes dairy products purchased as an ingredient in the production of food and nonfood products.

JOBBER - A middleman activity in food distribution involving the transfer of products between wholesalers or manufacturers and end use outlets. Jobbing sales are usually on a small scale and jobbers provide special services to small food stores, restaurants, and institutions. Typically takes title to product.

RETAIL - A marketing channel which sells dairy products directly to the consumer for personal or household consumption.

WHOLESALE - A middle link in the food distribution chain. Wholesalers assemble relatively large quantities of product and resell in smaller lots to various users such as the food service trade, small retail food stores, and jobbers. Major functions may include assembling, grading, warehousing, order taking, cutting, wrapping, printing, and delivery. Customer services such as ~~merchandising~~ ~~marketing~~ aids and credit also may be provided.

METRIC CONVERSIONS:

KG / KILOGRAM = approximately 2.2 pounds

MT / METRIC TON = approximately 2,204.6 pounds

MONTHLY AVERAGE PRICES - Prices reported by Dairy Market News are issued weekly. In calculating the monthly average, the weekly price is applied to each workday in the week that is within the month (Saturdays, Sundays, and National holidays excluded). This procedure is called time weighting. No monthly average is computed if one or more weekly prices are missing. Monthly averages for prices reported more than once a week (Chicago Wholesale Butter) are simple averages of all prices reported during the month. Exchange averages are time weighted for each day - starting with the exchange trading session, until the next trading session (Saturdays, Sundays, and National holidays are included).

MOSTLY - The majority of sales within a reported price range. Transaction driven not volume weighted

NA - Not available.

NASS - National Agricultural Statistics Service: An agency of the U.S. Department of Agriculture. This Agency's responsibilities include providing official USDA data and estimates of agricultural prices, dairy products, milk production, cold storage, and other items.

NC - No change.

NDM - Nonfat Dry Milk - also SMP.

NOMINAL PRICES - Prices that reflect buyers' and sellers' opinions of current values (bids, offers, grade, and regional differentials, etc.) when there is limited trading of a commodity. Ordinarily, published prices are based on three or more separate, actual spot transactions. However, because of the practical uses made of pricing information by buyers and sellers, nominal prices are used to indicate where spot trades would occur. If a reporter is unable to gather enough information for nominal prices, then prices are reported as too few to report (TFEWR).

PRINT BUTTER - Butter which is packaged in one-pound or smaller pieces.

Chips/Patties - Individual servings, 72 or 90 to the pound.

Continental - Individual foil-wrapped servings, 47 or 60 to the pound.

Quarter pound prints - in half-pound or one-pound packages.

Reddies - Individual servings, 72 or 90 to the pound. Packed on hard paper bottom, parchment top (usually for dispensers).

RAILCAR = approximately 130,000 to 160,000 pounds

DAIRY MARKET NEWS TERMINOLOGY

RESALE PRICES - Transactions that reflect product that has been purchased and resold (can be more than once). Trades can occur above, below, or at spot prices depending on current market conditions. These trades are not reported in spot price ranges but may be included in comments.

SOLIDS-NOT-FAT (SNF) - The solids in milk other than milkfat.

SPOT PRICES - The first sale, f.o.b. the producing plant, of product that has no regular or committed outlet and is sold on the open market for immediate delivery or delivery within a few days. Sales to CCC under the price support program are included with spot trades.

SUPPLY/OFFERING - The quantity of a particular item available for current sale. Often stated as: excessive, ample, adequate, moderate, light, or limited.

TFEWR - Too few to report - insufficient market information to determine a price.

TL - Truckload = approximately 40,000 - 44,000 pounds

UNDERTONE/TONE - Situation or sense of market direction.

USPHS - United States Public Health Service: An agency of the U.S. Department of Health and Human Services. This agency's responsibilities include the promulgation and administration of Federal standards of identity (which define milk and dairy products) and administering the fluid Grade A milk program (which covers the sanitary aspects of milk and processing).

WET SOLIDS - another term for condensed skim.

WISCONSIN ASSEMBLY POINT PRICES - WAPP - The WAPP series is based on the spot trading information from several major buyers and/or producers of cheese in the Midwest. Selling prices are for trucklot quantities of Cheddar cheese, f.o.b. the seller's plant or warehouse. Prices are for product assumed to be of USDA Grade A or Extra Grade quality or equivalent Wisconsin State Brand. Prices do not include adjustments for moisture content.

Revised 2/97

MONTHLY SUMMARY AND AVERAGES FOR JANUARY 1996 1/ - (UNLESS OTHERWISE NOTED, PRICES ARE DOLLARS PER POUND, CL/TL)

COMMODITY	REPORT NUMBER 1	REPORT NUMBER 2	REPORT NUMBER 3	REPORT NUMBER 4	REPORT NUMBER 5	1996	1995
	JAN 01 - 05	JAN 08 - 12	JAN 15 - 19	JAN 22 - 26	JAN 29 - 31	or Total	or Total
BUTTER							
CHICAGO (WSP) 2/ (Delivered in Bulk in Fiber Boxes) (Prices Issued Tues, Thurs and Fri)							
TUESDAY							
-- Grade AA	:: 0.8000 - 0.8100	:: 0.8000 - 0.8100	:: 0.8000 - 0.8100	:: 0.8000 - 0.8100	:: 0.7600 - 0.7700	::	::
-- Grade A	:: 0.7550 - 0.7650	:: 0.7550 - 0.7650	:: 0.7500 - 0.7600	:: 0.7500 - 0.7600	:: 0.7100 - 0.7200	::	::
THURSDAY							
-- Grade AA	:: 0.8000 - 0.8100	:: 0.8000 - 0.8100	:: 0.8000 - 0.8100	:: 0.8000 - 0.8100	::	::	::
-- Grade A	:: 0.7550 - 0.7650	:: 0.7550 - 0.7650	:: 0.7500 - 0.7600	:: 0.7500 - 0.7600	::	::	::
FRIDAY							
-- Grade AA	:: 0.8000 - 0.8100	:: 0.8000 - 0.8100	:: 0.8000 - 0.8100	:: 0.8000 - 0.8100	::	:: 0.8019	:: 0.6481
-- Grade A	:: 0.7550 - 0.7650	:: 0.7550 - 0.7650	:: 0.7500 - 0.7600	:: 0.7500 - 0.7600	::	:: 0.7542	:: 0.6400
CHICAGO MERCANTILE EXCHANGE 3/							
-- Grade AA	:: 0.8000	:: 0.8000	:: 0.8000	:: 0.7600	::	:: 0.7923	:: 0.6548
-- Grade A	:: 0.7550	:: 0.7500	:: 0.7500	:: 0.7100	::	:: 0.7440	:: 0.6300
-- Grade B	:: 0.7500	:: 0.7500	:: 0.7500	:: 0.7100	::	:: 0.7423	:: 0.6300
CENTRAL STATES PRINT (f.o.b. LTL)							
-- Grade AA, 1/4 Lb. Prints	:: 0.9000 - 1.2975	:: 0.9000 - 1.2975	:: 0.9000 - 1.2975	:: 0.9000 - 1.2975	:: 0.8600 - 1.2575	:: 1.0930	:: 0.9516
-- Grade AA, 1 Lb. Prints	:: 0.8650 - 1.0275	:: 0.8650 - 1.0275	:: 0.8650 - 1.0275	:: 0.8650 - 1.0275	:: 0.8250 - 0.9875	:: 0.9405	:: 0.7991
-- Grade AA, Chips/Patties	:: 0.8900 - 1.1000	:: 0.8900 - 1.1000	:: 0.8900 - 1.1000	:: 0.8900 - 1.1000	:: 0.8500 - 1.0600	:: 0.9893	:: 0.8479
-- Grade AA, Reddies	:: 0.9725 - 1.2100	:: 0.9725 - 1.2100	:: 0.9725 - 1.2100	:: 0.9725 - 1.2100	:: 0.9325 - 1.1700	:: 1.0855	:: 0.9454
-- Grade AA, Continentals	:: 1.1300 - 1.3200	:: 1.1300 - 1.3200	:: 1.1300 - 1.3200	:: 1.1300 - 1.3200	:: 1.0900 - 1.2800	:: 1.2193	:: 1.0779
NORTHEAST PRINT (Delivered, LTL)							
-- Grade AA, 1/4 Lb. Prints	:: 1.0525 - 1.1475	:: 1.0525 - 1.1475	:: 1.0525 - 1.1475	:: 1.0525 - 1.1475	:: 1.0125 - 1.1075	:: 1.0943	:: 0.9779
-- Grade AA, 1 Lb. Prints	:: 0.9350 - 1.1275	:: 0.9350 - 1.1275	:: 0.9350 - 1.1275	:: 0.9350 - 1.1275	:: 0.8950 - 1.0875	:: 1.0255	:: 0.8841
-- Grade AA, Chips/Patties	:: 0.9975 - 1.1575	:: 0.9975 - 1.1575	:: 0.9975 - 1.1575	:: 0.9975 - 1.1575	:: 0.9575 - 1.1175	:: 1.0718	:: 0.9354
-- Grade AA, Reddies	:: 1.0725 - 1.1875	:: 1.0725 - 1.1875	:: 1.0725 - 1.1875	:: 1.0725 - 1.1875	:: 1.0325 - 1.1475	:: 1.1243	:: 1.0279
-- Grade AA, Continentals	:: 1.1525 - 1.3275	:: 1.1525 - 1.3275	:: 1.1525 - 1.3275	:: 1.1525 - 1.3275	:: 1.1125 - 1.2875	:: 1.2343	:: 1.0929
CALIFORNIA PRINT (Delivered, LTL)							
-- Grade AA, 1/4 Lb. Prints	:: 1.1200 - 1.1800	:: 1.1200 - 1.1800	:: 1.1200 - 1.1800	:: 1.1200 - 1.1800	:: 1.0800 - 1.1400	:: 1.1443	:: 1.0400
-- Grade AA, 1 Lb. Prints	:: 1.0025 - 1.0700	:: 1.0025 - 1.0700	:: 1.0025 - 1.0700	:: 1.0025 - 1.0700	:: 0.9625 - 1.0300	:: 1.0305	:: 0.9313
-- Grade AA, Patties	:: 1.0700 - 1.2175	:: 1.0700 - 1.2175	:: 1.0700 - 1.2175	:: 1.0700 - 1.2175	:: 1.0300 - 1.1775	:: 1.1380	:: 1.0338
-- Grade AA, Reddies	:: 1.1875 - 1.2825	:: 1.1875 - 1.2825	:: 1.1875 - 1.2825	:: 1.1875 - 1.2825	:: 1.1475 - 1.2425	:: 1.2293	:: 1.1300
CALIFORNIA PLANTIS PRINT (f.o.b. LTL)							
-- Grade AA, 1/4 Lb. Prints	:: 0.7875 - 0.8625	:: 0.7875 - 0.8625	:: 0.7875 - 0.8625	:: 0.7875 - 0.8625	:: 0.7475 - 0.8225	:: 0.8193	:: 0.7200
CHEESE							
NATIONAL CHEESE EXCHANGE 3/							
-- Barrels	:: 1.3250	:: 1.3225	:: 1.3325	:: 1.3325	::	:: 1.3292	:: 1.1919
-- 40# Blocks	:: 1.3775	:: 1.3775	:: 1.3775	:: 1.3775	::	:: 1.3788	:: 1.2220
-- 640# Blocks	:: 1.4175	:: 1.4175	:: 1.4175	:: 1.4175	::	:: 1.4175	:: N.A.
WISCONSIN ASSEMBLY POINTS (f.o.b.)							
-- Cheddar Barrels	:: 1.3275 - 1.3575	:: 1.3150 - 1.3450	:: 1.3125 - 1.3425	:: 1.3225 - 1.3525	:: 1.3225 - 1.3525	:: 1.3348	:: 1.1961
-- Cheddar 40# Blocks	:: 1.3875 - 1.4225	:: 1.3675 - 1.4125	:: 1.3675 - 1.4125	:: 1.3675 - 1.4125	:: 1.3675 - 1.4125	:: 1.3929	:: 1.2445
WISCONSIN (WSP, Delivered, LTL)							
-- Process American 5# Loaf	:: 1.6150 - 1.6600	:: 1.6075 - 1.6600	:: 1.6050 - 1.6300	:: 1.6125 - 1.6300	:: 1.6125 - 1.6300	:: 1.6266	:: 1.4972
-- Brick And/Or Muenster 5#	:: 1.6700 - 1.8450	:: 1.6700 - 1.8350	:: 1.6500 - 1.8350	:: 1.6500 - 1.8350	:: 1.6500 - 1.8350	:: 1.7477	:: 1.7500
-- Cheddar 40# Block	:: 1.6350 - 1.7775	:: 1.6250 - 1.7775	:: 1.6250 - 1.7775	:: 1.6250 - 1.7775	:: 1.6250 - 1.7775	:: 1.7022	:: 1.6334
-- Monterey Jack 10#	:: 1.7775 - 1.8375	:: 1.7775 - 1.8275	:: 1.7775 - 1.8275	:: 1.7775 - 1.8275	:: 1.7775 - 1.8275	:: 1.8035	:: 1.6958
-- Blue 5#	:: 1.9850 - 2.2300	:: 1.9750 - 2.2300	:: 1.9750 - 2.2200	:: 1.9750 - 2.2200	:: 1.9750 - 2.2200	:: 2.1006	:: 1.9354
-- Provolone 10 - 12#	:: 1.7900 - 1.8750	:: 1.7900 - 1.8650	:: 1.7800 - 1.8650	:: 1.7800 - 1.8650	:: 1.7800 - 1.8650	:: 1.8256	:: 1.7900
-- Mozzarella 5 - 6#	:: 1.7400 - 1.7775	:: 1.7400 - 1.7775	:: 1.7200 - 1.7775	:: 1.7200 - 1.7775	:: 1.7200 - 1.7775	:: 1.7530	:: 1.6734
-- Grade A Swiss Cuts 6 - 9#	:: 2.1300 - 2.3375	:: 2.1300 - 2.3375	:: 2.1300 - 2.3375	:: 2.1300 - 2.3375	:: 2.1300 - 2.3375	:: 2.2338	:: 2.2099
NORTHEAST (WSP, Delivered, LTL)							
-- Cheddar 10# Prints	:: 1.5950 - 1.8700	:: 1.5950 - 1.8600	:: 1.5950 - 1.8600	:: 1.5950 - 1.8600	:: 1.5950 - 1.8600	:: 1.7285	:: 1.5489
-- Cheddar Single Daisies	:: 1.5650 - 1.8650	:: 1.5125 - 1.8550	:: 1.5125 - 1.8550	:: 1.5125 - 1.8550	:: 1.5125 - 1.8550	:: 1.6897	:: 1.5181
-- Cheddar 40# Block	:: 1.5250 - 1.6750	:: 1.5150 - 1.6650	:: 1.5150 - 1.6650	:: 1.5150 - 1.6650	:: 1.5150 - 1.6650	:: 1.5919	:: 1.4358
-- Process 5# Loaf	:: 1.5300 - 1.6975	:: 1.5175 - 1.6975	:: 1.5150 - 1.6975	:: 1.5250 - 1.6975	:: 1.5250 - 1.6975	:: 1.6099	:: 1.4752
-- Process 5# Sliced	:: 1.5675 - 1.7075	:: 1.5550 - 1.7075	:: 1.5525 - 1.7075	:: 1.5625 - 1.7075	:: 1.5625 - 1.7075	:: 1.6336	:: 1.4964
-- Muenster	:: 1.5600 - 1.8750	:: 1.5500 - 1.8650	:: 1.5500 - 1.8650	:: 1.5500 - 1.8650	:: 1.5500 - 1.8650	:: 1.7094	:: 1.5427
-- Grade A Swiss Cuts 10 - 14#	:: 1.9500 - 2.3675	:: 1.9500 - 2.3675	:: 1.9500 - 2.3675	:: 1.9500 - 2.3675	:: 1.9500 - 2.3675	:: 2.1588	:: 2.1538
WEST COAST (WSP, Delivered, LTL)							
-- Process 5# Loaf	:: 1.5300 - 1.7850	:: 1.5175 - 1.7725	:: 1.5175 - 1.7725	:: 1.5275 - 1.7825	:: 1.5275 - 1.7825	:: 1.6512	:: 1.5690
-- Cheddar 40# Block	:: 1.5925 - 1.7000	:: 1.5825 - 1.7000	:: 1.5825 - 1.7000	:: 1.5825 - 1.7000	:: 1.5825 - 1.7000	:: 1.6422	:: 1.5382
-- Cheddar 10# Cuts	:: 1.7500 - 2.0075	:: 1.7500 - 1.9975	:: 1.7500 - 1.9975	:: 1.7500 - 1.9975	:: 1.7500 - 1.9975	:: 1.8747	:: 1.6963
-- Monterey Jack 10#	:: 1.6950 - 1.8675	:: 1.6850 - 1.8575	:: 1.6850 - 1.8575	:: 1.6850 - 1.8575	:: 1.6850 - 1.8575	:: 1.7732	:: 1.6238
-- Grade A Swiss Cuts 6 - 9#	:: 2.1100 - 2.3225	:: 2.1100 - 2.3225	:: 2.1100 - 2.3225	:: 2.1100 - 2.3225	:: 2.1100 - 2.3225	:: 2.2163	:: 2.1965

MONTHLY SUMMARY AND AVERAGES FOR JANUARY 1996 1/ - (UNLESS OTHERWISE NOTED, PRICES ARE DOLLARS PER POUND, CL/TL)

COMMODITY	REPORT NUMBER 1	REPORT NUMBER 2	REPORT NUMBER 3	REPORT NUMBER 4	REPORT NUMBER 5	1996	1995
	JAN 01 - 05	JAN 08 - 12	JAN 15 - 19	JAN 22 - 26	JAN 29 - 31	or Total	or Total
						Average	Average
FLUID AND DRY PRODUCTS							
SPOT PRICES OF CLASS II CREAM (\$ per lb. butterfat)							
-- Northeast (f.o.b.)	0.9438 - 1.0570	0.9815 - 1.0570	0.9300 - 1.0125	0.9375 - 1.0350	0.8875 - 0.9798	0.9864	0.8312
-- Atlanta (delvld)	1.0570 - 1.1320	1.0570 - 1.1320	1.0125 - 1.1320	0.9750 - 1.1320	0.9188 - 1.0764	1.0667	0.8526
-- Upper Midwest (f.o.b.)	1.0419 - 1.0947	1.0419 - 1.0947	0.9450 - 1.0350	0.9450 - 1.0350	0.8946 - 0.9798	1.0160	N.A.
SPOT PRICES OF CONDENSED SKIM (\$ per lb. wet solids)							
-- Northeast (f.o.b.)	1.3600 - 1.4050	1.3700 - 1.4050	1.3700 - 1.4050	1.3100 - 1.4050	1.3100 - 1.4050	1.3751	1.2138
WISCONSIN FLUID MILK SHIPMENTS							
-- Loads Shipped from Wisconsin Shipping Points	0	33	21	0		54	0
NATIONAL EVAPORATED MILK (\$ per Case)							
(Case - 48 - 12 fluid oz cans)							
-- Delivered Major U.S. Cities	19.2500 - 29.5000	19.2500 - 29.5000	19.2500 - 29.5000	19.2500 - 29.5000	19.2500 - 29.5000	24.3750	24.3750
NONFAT DRY MILK							
-- Central (f.o.b.)							
-- Extra And Grade A	1.1300 - 1.1950	1.1300 - 1.1875	1.1300 - 1.1800	1.1000 - 1.1775	1.0900 - 1.1500	1.1485	1.0671
-- Mostly	1.1500 - 1.1650	1.1500 - 1.1600	1.1500 - 1.1550	1.1200 - 1.1500	1.1000 - 1.1350	1.1449	1.0591
-- West (f.o.b.)							
-- Low/Medium Heat	1.1025 - 1.1700	1.0650 - 1.1600	1.0700 - 1.1200	1.0700 - 1.1200	1.0725 - 1.1000	1.1058	1.0391
-- Mostly	1.1200 - 1.1500	1.0925 - 1.1200	1.0900 - 1.1100	1.0800 - 1.1000	1.0800 - 1.0900	1.1036	1.0329
-- High Heat	1.1200 - 1.2000	1.0900 - 1.1500	1.1000 - 1.1500	1.0900 - 1.1500	1.0900 - 1.1200	1.1264	1.0529
-- Northeast (f.o.b.)							
-- Extra & Grade A	1.1400 - 1.1800	1.1200 - 1.1800	1.1200 - 1.1800	1.1200 - 1.1700	1.1100 - 1.1700	1.1493	1.0778
-- Southeast (Delvld)							
-- Extra & Grade A	1.1400 - 1.2300	1.1400 - 1.2225	1.1400 - 1.2050	1.1300 - 1.2050	1.1300 - 1.1850	1.1736	1.0935
WHEY POWDER (Nonhygroscopic)							
-- Central (f.o.b.)							
-- Mostly	0.2700 - 0.2800	0.2550 - 0.2700	0.2425 - 0.2525	0.2325 - 0.2375	0.2250 - 0.2350	0.2508	0.1758
-- West (f.o.b.)							
-- Mostly	0.2450 - 0.2800	0.2425 - 0.2700	0.2425 - 0.2700	0.2425 - 0.2650	0.2400 - 0.2575	0.2558	0.1826
-- Northeast Extra Grade (f.o.b.)	0.2500 - 0.2600	0.2500 - 0.2550	0.2500 - 0.2550	0.2500 - 0.2550	0.2475 - 0.2525	0.2526	0.1802
-- Northeast Usph Grade A(f.o.b.)	0.2750 - 0.2850	0.2700 - 0.2750	0.2350 - 0.2675	0.2300 - 0.2525	0.2250 - 0.2350	0.2564	0.1777
-- Southeast Extra Grade (Delvld)	0.2850 - 0.2925	0.2850 - 0.2875	0.2825 - 0.2850	0.2475 - 0.2825	0.2275 - 0.2650	0.2755	0.1817
-- Southeast Extra Grade (Delvld)	0.2800 - 0.2950	0.2750 - 0.2900	0.2700 - 0.2800	0.2650 - 0.2750	0.2500 - 0.2650	0.2755	0.1985
WHEY PROTEIN CONCENTRATE							
-- Central And Western (f.o.b.)							
-- Edible 34% Protein	0.6400 - 0.6725	0.6200 - 0.6625	0.6000 - 0.6500	0.5900 - 0.6325	0.5775 - 0.6175	0.6276	0.5620
-- Mostly	0.6575 - 0.6675	0.6425 - 0.6525	0.6275 - 0.6375	0.6125 - 0.6225	0.5975 - 0.6075	0.6339	0.5651
ANIMAL FEED - WHEY							
-- Central (f.o.b.)							
-- Milk Replacer	0.2500 - 0.2700	0.2350 - 0.2600	0.2100 - 0.2475	0.2100 - 0.2325	0.2050 - 0.2300	0.2358	0.1589
-- Standard	TFEWR	TFEWR	TFEWR	0.2100 - 0.2250	0.2000 - 0.2225	TFEWR	0.1518
-- Roller Ground	0.2350 - 0.2875	0.2350 - 0.2800	0.2350 - 0.2700	0.2350 - 0.2550	0.2350 - 0.2450	0.2518	0.1843
-- Delactose	0.3200 - 0.3500	0.3200 - 0.3500	0.3200 - 0.3500	0.3200 - 0.3500	0.3100 - 0.3500	0.3343	0.3331
-- Northeast (f.o.b.)							
-- Milk Replacer	TFEWR	TFEWR	TFEWR	TFEWR	TFEWR	TFEWR	TFEWR
BUTTERMILK (Min. 30% protein)							
-- Central (f.o.b.)							
-- West (f.o.b.)	0.9300 - 0.9750	0.9200 - 0.9900	0.9100 - 0.9750	0.9000 - 0.9750	0.8900 - 0.9650	0.9440	0.8974
-- Mostly	0.9150 - 0.9250	0.9000 - 0.9250	0.9000 - 0.9250	0.9000 - 0.9250	0.9000 - 0.9250	0.9139	0.8858
-- Northeast (f.o.b.)	0.9200 - 0.9250	0.9200 - 0.9250	0.9100 - 0.9250	0.9100 - 0.9200	0.9100 - 0.9200	0.9187	0.8798
-- Southeast (Delvld)	0.9300 - 0.9600	0.9300 - 0.9700	0.9300 - 0.9700	0.9400 - 0.9500	0.9300 - 0.9500	0.9464	0.9524
-- Southeast (Delvld)	0.9700 - 1.0100	0.9700 - 1.0100	0.9450 - 1.0100	0.9450 - 1.0100	0.9300 - 1.0000	0.9811	0.9589
WHOLE MILK POWDER							
-- National							
-- F.O.B. Producing Plant	1.2200 - 1.3200	1.1600 - 1.3200	1.1600 - 1.3200	1.1450 - 1.2900	1.1600 - 1.2900	1.2382	1.1837
LACTOSE							
-- Central And West (f.o.b.)	0.1450 - 0.2100	0.1550 - 0.2000	0.1500 - 0.2000	0.1500 - 0.2000	0.1500 - 0.2000	0.1761	0.1469
-- Mostly	0.1600 - 0.1800	0.1600 - 0.1800	0.1600 - 0.1800	0.1600 - 0.1800	0.1600 - 0.1800	0.1700	0.1399
CASEIN - Edible - National (f.o.b.)							
-- Nonrestricted - Rennet	2.6000 - 2.7500	2.6000 - 2.7000	2.6000 - 2.7000	2.6000 - 2.7000	2.6000 - 2.7000	2.6548	2.0274
-- Nonrestricted - Acid	2.6000 - 2.8000	2.6000 - 2.8000	2.6000 - 2.8000	2.6000 - 2.8000	2.6000 - 2.8000	2.7000	2.0912

MONTHLY SUMMARY AND AVERAGES FOR FEBRUARY 1996 1/ - (UNLESS OTHERWISE NOTED, PRICES ARE DOLLARS PER POUND, CL/TL)

COMMODITY	REPORT NUMBER 5 FEB 01 - 02	REPORT NUMBER 6 FEB 05 - 09	REPORT NUMBER 7 FEB 12 - 16	REPORT NUMBER 8 FEB 19 - 23	REPORT NUMBER 9 FEB 26 - 29	1996 Average or Total	1995 Average or Total
FLUID AND DRY PRODUCTS							
SPOT PRICES OF CLASS II CREAM (\$ per lb. butterfat)							
-- Northeast (f.o.b.)	0.8875 - 0.9798	0.7930 - 0.8970	0.7930 - 0.8970	0.8320 - 0.8970	0.8580 - 0.8970	0.8643	0.8595
-- Atlanta (delvd)	0.9188 - 1.0764	0.8470 - 1.0220	0.8470 - 1.0220	0.8470 - 1.0220	0.8515 - 1.0220	0.9413	0.8969
-- Upper Midwest (f.o.b.)	0.8946 - 0.9798	0.8190 - 0.8840	0.8775 - 0.8905	0.8775 - 0.8905	0.8775 - 0.8905	0.8812	N.A.
SPOT PRICES OF CONDENSED SKIM (\$ per lb. wet solids)							
-- Northeast (f.o.b.)	1.3100 - 1.4050	1.3100 - 1.4050	1.3100 - 1.4050	1.3100 - 1.4050	1.3100 - 1.4050	1.3575	1.2350
WISCONSIN FLUID MILK SHIPMENTS							
-- Loads Shipped from Wisconsin Shipping Points	0	23	0	0	0	23	0
NATIONAL EVAPORATED MILK (\$ per Case) (Case - 48 - 12 fluid oz cans)							
-- Delivered Major U.S. Cities	19.2500 - 29.5000	19.2500 - 29.5000	19.2500 - 29.5000	19.2500 - 29.5000	19.2500 - 29.5000	24.3750	24.3750
NONFAT DRY MILK							
-- Central (f.o.b.)	1.0900 - 1.1500	1.0900 - 1.1350	1.0900 - 1.1200	1.0900 - 1.1200	1.0900 - 1.1200	1.1084	1.0711
-- Extra And Grade A	1.1000 - 1.1350	1.1000 - 1.1150	1.1000 - 1.1100	1.1000 - 1.1100	1.1000 - 1.1100	1.1069	1.0666
-- Mostly							
-- West (f.o.b.)	1.0725 - 1.1000	1.0650 - 1.0950	1.0650 - 1.0900	1.0675 - 1.0800	1.0650 - 1.0850	1.0778	1.0435
-- Low/Medium Heat	1.0800 - 1.0900	1.0700 - 1.0800	1.0700 - 1.0750	1.0700 - 1.0750	1.0700 - 1.0775	1.0746	1.0364
-- Mostly	1.0900 - 1.1200	1.0850 - 1.1200	1.0850 - 1.1100	1.0800 - 1.1100	1.0750 - 1.1150	1.0985	1.0518
-- High Heat							
-- Northeast (f.o.b.)	1.1100 - 1.1700	1.1000 - 1.1650	1.1000 - 1.1500	1.0900 - 1.1500	1.0900 - 1.1500	1.1264	1.0753
-- Extra & Grade A	1.1300 - 1.1850	1.1300 - 1.1700	1.1175 - 1.1625	1.1150 - 1.1525	1.1150 - 1.1525	1.1418	1.0978
-- Southeast (Delvd)							
-- Extra & Grade A							
WHEY POWDER (Nonhygroscopic)							
-- Central (f.o.b.)	0.2200 - 0.2450	0.2200 - 0.2400	0.2200 - 0.2450	0.2200 - 0.2400	0.2200 - 0.2400	0.2309	0.1718
-- Mostly	0.2250 - 0.2350	0.2200 - 0.2300	0.2200 - 0.2250	0.2200 - 0.2250	0.2200 - 0.2250	0.2239	0.1724
-- West (f.o.b.)	0.2400 - 0.2575	0.2400 - 0.2600	0.2400 - 0.2600	0.2400 - 0.2600	0.2400 - 0.2575	0.2496	0.1754
-- Mostly	0.2475 - 0.2525	0.2475 - 0.2525	0.2450 - 0.2500	0.2450 - 0.2500	0.2450 - 0.2500	0.2484	0.1729
-- Northeast Extra Grade (f.o.b.)	0.2250 - 0.2350	0.2250 - 0.2350	0.2250 - 0.2350	0.2250 - 0.2300	0.2250 - 0.2300	0.2290	0.1728
-- Southeast Extra Grade (Delvd)	0.2275 - 0.2650	0.2275 - 0.2475	0.2275 - 0.2425	0.2275 - 0.2425	0.2275 - 0.2400	0.2365	0.1801
-- Northeast Upsh Grade A(f.o.b.)							
-- Southeast Extra Grade (Delvd)	0.2500 - 0.2650	0.2500 - 0.2650	0.2500 - 0.2650	0.2500 - 0.2625	0.2500 - 0.2625	0.2570	0.1982
WHEY PROTEIN CONCENTRATE							
-- Central And West (f.o.b.)	0.5775 - 0.6175	0.5500 - 0.6100	0.5400 - 0.6000	0.5400 - 0.5900	0.5300 - 0.5800	0.5713	0.5332
-- Edible 34% Protein	0.5975 - 0.6075	0.5825 - 0.5975	0.5700 - 0.5900	0.5600 - 0.5800	0.5500 - 0.5700	0.5788	0.5457
-- Mostly							
ANIMAL FEED - WHEY							
-- Central (f.o.b.)	0.2050 - 0.2300	0.2000 - 0.2200	0.2000 - 0.2200	0.2025 - 0.2175	0.2025 - 0.2175	0.2108	0.1559
-- Milk Replacer	0.2000 - 0.2225	0.2000 - 0.2100	0.2000 - 0.2100	0.2000 - 0.2100	TFEWR	TFEWR	0.1456
-- Standard	0.2350 - 0.2450	0.2350 - 0.2450	0.2300 - 0.2350	0.2300 - 0.2350	0.2275 - 0.2350	0.2349	0.1774
-- Roller Ground	0.3100 - 0.3500	0.3100 - 0.3500	0.3000 - 0.3500	0.3000 - 0.3500	0.3000 - 0.3500	0.3268	0.3145
-- Delactose							
-- Northeast (f.o.b.)							
-- Milk Replacer	TFEWR	TFEWR	TFEWR	TFEWR	TFEWR	TFEWR	TFEWR
BUTTERMILK (Min. 30% protein)							
-- Central (f.o.b.)	0.8900 - 0.9650	0.8900 - 0.9675	0.8800 - 0.9675	0.8800 - 0.9675	0.8800 - 0.9625	0.9249	0.8684
-- West (f.o.b.)	0.9000 - 0.9250	0.9000 - 0.9250	0.8900 - 0.9250	0.8800 - 0.9250	0.8800 - 0.9250	0.9073	0.8647
-- Mostly	0.9100 - 0.9200	0.9100 - 0.9200	0.9100 - 0.9200	0.9100 - 0.9200	0.9100 - 0.9150	0.9145	0.8558
-- Northeast (f.o.b.)	0.9300 - 0.9500	0.9200 - 0.9500	0.9200 - 0.9500	0.9000 - 0.9400	0.9000 - 0.9350	0.9290	0.9155
-- Southeast (Delvd)	0.9300 - 1.0000	0.9300 - 1.0025	0.9300 - 1.0025	0.9300 - 0.9975	0.9300 - 0.9975	0.9651	0.9197
WHOLE MILK POWDER							
-- National	1.1600 - 1.2900	1.1500 - 1.2900	1.1400 - 1.2800	1.1300 - 1.2750	1.1200 - 1.2750	1.2100	1.1764
-- F.O.B. Producing Plant							
LACTOSE							
-- Central And West (f.o.b.)	0.1500 - 0.2000	0.1500 - 0.2000	0.1500 - 0.2000	0.1500 - 0.2000	0.1500 - 0.2000	0.1750	0.1475
-- Mostly	0.1600 - 0.1800	0.1600 - 0.1800	0.1600 - 0.1800	0.1600 - 0.1800	0.1600 - 0.1800	0.1700	0.1450
CASEIN - Edible - National (f.o.b.)							
-- Nonrestricted - Rennet	2.6000 - 2.7000	2.6000 - 2.7000	2.6000 - 2.7000	2.6000 - 2.7000	2.6000 - 2.7000	2.6500	2.0500
-- Nonrestricted - Acid	2.6000 - 2.8000	2.6000 - 2.8000	2.6000 - 2.8000	2.6000 - 2.8000	2.6000 - 2.8000	2.7000	2.1295

MONTHLY SUMMARY AND AVERAGES FOR MARCH 1996 1/ - (UNLESS OTHERWISE NOTED, PRICES ARE DOLLARS PER POUND, CL/TL)

COMMODITY	:REPORT NUMBER 9		:REPORT NUMBER 10		:REPORT NUMBER 11		:REPORT NUMBER 12		:REPORT NUMBER 13		1996	1995
	:MAR 01		:MAR 04 - 08		:MAR 11 - 15		:MAR 18 - 22		:MAR 25 - 29		:Average	:Average
	:or Total		:or Total		:or Total		:or Total		:or Total		:or Total	:or Total
BUTTER												
CHICAGO (WSP) 2/												
(Delivered in Bulk in Fiber Boxes)												
Issued Tues, Thurs and Fri)												
TUESDAY												
-- Grade AA	::	-	::	0.7200 - 0.7300	::	0.7200 - 0.7300	::	0.7200 - 0.7300	::	0.7200 - 0.7300	::	
-- Grade A	::	-	::	0.6500 - 0.6600	::	0.6500 - 0.6600	::	0.6500 - 0.6600	::	0.6500 - 0.6600	::	
THURSDAY												
-- Grade AA	::	-	::	0.7200 - 0.7300	::	0.7200 - 0.7300	::	0.7200 - 0.7300	::	0.7200 - 0.7300	::	
-- Grade A	::	-	::	0.6500 - 0.6600	::	0.6500 - 0.6600	::	0.6500 - 0.6600	::	0.6500 - 0.6600	::	
FRIDAY												
-- Grade AA	::	0.7200 - 0.7300	::	0.7200 - 0.7300	::	0.7200 - 0.7300	::	0.7200 - 0.7300	::	-	::	0.7250 : 0.7250
-- Grade A	::	0.6500 - 0.6600	::	0.6500 - 0.6600	::	0.6500 - 0.6600	::	0.6500 - 0.6600	::	-	::	0.6550 : 0.6650
CHICAGO MERCANTILE EXCHANGE 3/												
-- Grade AA	::	0.7200	::	0.7200	::	0.7200	::	0.7200	::	0.7200	::	0.7200 : 0.7200
-- Grade A	::	0.6500	::	0.6500	::	0.6500	::	0.6500	::	0.6500	::	0.6500 : 0.6600
-- Grade B	::	0.6500	::	0.6500	::	0.6500	::	0.6500	::	0.6500	::	0.6500 : 0.6600
CENTRAL STATES PRINT (f.o.b. LTL)												
-- Grade AA, 1/4 Lb. Prints	::	0.8200 - 1.2175	::	0.8200 - 1.2175	::	0.8200 - 1.2175	::	0.8200 - 1.2175	::	0.8200 - 1.2175	::	1.0188 : 1.0188
-- Grade AA, 1 Lb. Prints	::	0.7850 - 0.9475	::	0.7850 - 0.9475	::	0.7850 - 0.9475	::	0.7850 - 0.9475	::	0.7850 - 0.9475	::	0.8663 : 0.8663
-- Grade AA, Chips/Patties	::	0.8100 - 1.0200	::	0.8100 - 1.0200	::	0.8100 - 1.0200	::	0.8100 - 1.0200	::	0.8100 - 1.0200	::	0.9150 : 0.9150
-- Grade AA, Reddies	::	0.8925 - 1.1300	::	0.8925 - 1.1300	::	0.8925 - 1.1300	::	0.8925 - 1.1300	::	0.8925 - 1.1300	::	1.0113 : 1.0125
-- Grade AA, Continentals	::	1.0500 - 1.2400	::	1.0500 - 1.2400	::	1.0500 - 1.2400	::	1.0500 - 1.2400	::	1.0500 - 1.2400	::	1.1450 : 1.1450
NORTHEAST PRINT (Delivered, LTL)												
-- Grade AA, 1/4 Lb. Prints	::	0.9725 - 1.0675	::	0.9725 - 1.0675	::	0.9725 - 1.0675	::	0.9725 - 1.0675	::	0.9725 - 1.0675	::	1.0200 : 1.0450
-- Grade AA, 1 Lb. Prints	::	0.8550 - 1.0475	::	0.8550 - 1.0475	::	0.8550 - 1.0475	::	0.8550 - 1.0475	::	0.8550 - 1.0475	::	0.9513 : 0.9513
-- Grade AA, Chips/Patties	::	0.9175 - 1.0775	::	0.9175 - 1.0775	::	0.9175 - 1.0775	::	0.9175 - 1.0775	::	0.9175 - 1.0775	::	0.9975 : 1.0025
-- Grade AA, Reddies	::	0.9925 - 1.1075	::	0.9925 - 1.1075	::	0.9925 - 1.1075	::	0.9925 - 1.1075	::	0.9925 - 1.1075	::	1.0500 : 1.0950
-- Grade AA, Continentals	::	1.0725 - 1.2475	::	1.0725 - 1.2475	::	1.0725 - 1.2475	::	1.0725 - 1.2475	::	1.0725 - 1.2475	::	1.1600 : 1.1600
CALIFORNIA PRINT (Delivered, LTL)												
-- Grade AA, 1/4 Lb. Prints	::	1.0400 - 1.1000	::	1.0400 - 1.1000	::	1.0400 - 1.1000	::	1.0400 - 1.1000	::	1.0400 - 1.1000	::	1.0700 : 1.0625
-- Grade AA, 1 Lb. Prints	::	0.9225 - 0.9900	::	0.9225 - 0.9900	::	0.9225 - 0.9900	::	0.9225 - 0.9900	::	0.9225 - 0.9900	::	0.9563 : 0.9563
-- Grade AA, Patties	::	0.9900 - 1.1375	::	0.9900 - 1.1375	::	0.9900 - 1.1375	::	0.9900 - 1.1375	::	0.9900 - 1.1375	::	1.0638 : 1.0588
-- Grade AA, Reddies	::	1.1075 - 1.2025	::	1.1075 - 1.2025	::	1.1075 - 1.2025	::	1.1075 - 1.2025	::	1.1075 - 1.2025	::	1.1550 : 1.1550
CALIFORNIA PLANTAIN PRINT (f.o.b. LTL)												
-- Grade AA, 1/4 Lb. Prints	::	0.7075 - 0.7825	::	0.7075 - 0.7825	::	0.7075 - 0.7825	::	0.7075 - 0.7825	::	0.7075 - 0.7825	::	0.7450 : 0.7501
CHEESE												
NATIONAL CHEESE EXCHANGE 3/												
Barrels	::	1.3375	::	1.3375	::	1.3525	::	1.3525	::	1.3525	::	1.3457 : 1.2623
-- 40# Blocks	::	1.3800	::	1.3825	::	1.3925	::	1.3925	::	1.3925	::	1.3874 : 1.2900
-- 64# Blocks	::	1.3750	::	1.3750	::	1.3825	::	1.3825	::	1.3825	::	1.3791 : 1.2900
WISCONSIN ASSEMBLY POINTS (f.o.b.)												
-- Cheddar Barrels	::	1.3275 - 1.3525	::	1.3325 - 1.3575	::	1.3325 - 1.3575	::	1.3425 - 1.3725	::	1.3425 - 1.3825	::	1.3519 : 1.2747
-- Cheddar 40# Blocks	::	1.3775 - 1.4125	::	1.3800 - 1.4200	::	1.3825 - 1.4225	::	1.3925 - 1.4375	::	1.3925 - 1.4475	::	1.4087 : 1.3111
WISCONSIN (WSP, Delivered, LTL)												
-- Process American 5# Loaf	::	1.6125 - 1.6300	::	1.6175 - 1.6300	::	1.6175 - 1.6300	::	1.6200 - 1.6300	::	1.6200 - 1.6300	::	1.6242 : 1.5246
-- Brick And/Or Muenster 5#	::	1.6500 - 1.8350	::	1.6500 - 1.8375	::	1.6500 - 1.8375	::	1.6500 - 1.8475	::	1.6500 - 1.8475	::	1.7461 : 1.7700
-- Cheddar 40# Block	::	1.6250 - 1.7775	::	1.6275 - 1.7775	::	1.6325 - 1.7775	::	1.6400 - 1.7775	::	1.6400 - 1.7775	::	1.7060 : 1.6488
-- Monterey Jack 10#	::	1.7775 - 1.8275	::	1.7775 - 1.8300	::	1.7775 - 1.8325	::	1.7775 - 1.8425	::	1.7775 - 1.8425	::	1.8070 : 1.7188
-- Blue 5#	::	1.9750 - 2.2200	::	1.9775 - 2.2200	::	1.9800 - 2.2200	::	1.9900 - 2.2200	::	1.9900 - 2.2200	::	2.1020 : 1.9918
-- Provolone 10 - 12#	::	1.7800 - 1.8650	::	1.7800 - 1.8675	::	1.7800 - 1.8700	::	1.7800 - 1.8800	::	1.7800 - 1.8800	::	1.8270 : 1.8200
-- Mozzarella 5 - 6#	::	1.7200 - 1.7775	::	1.7200 - 1.7775	::	1.7200 - 1.7775	::	1.7200 - 1.7775	::	1.7200 - 1.7775	::	1.7488 : 1.6888
-- Grade A Swiss Cuts 6 - 9#	::	2.1300 - 2.3375	::	2.1300 - 2.3375	::	2.1300 - 2.3375	::	2.1300 - 2.3375	::	2.1300 - 2.3375	::	2.2338 : 2.2013
NORTHEAST (WSP, Delivered, LTL)												
-- Cheddar 10# Prints	::	1.5950 - 1.8600	::	1.5550 - 1.8625	::	1.5550 - 1.8650	::	1.5550 - 1.8750	::	1.5550 - 1.8750	::	1.7129 : 1.6130
-- Cheddar Single Daisies	::	1.5125 - 1.8550	::	1.5150 - 1.8575	::	1.5175 - 1.8600	::	1.5250 - 1.8700	::	1.5250 - 1.8700	::	1.6921 : 1.5855
-- Cheddar 40# Block	::	1.5150 - 1.6650	::	1.5175 - 1.6675	::	1.5200 - 1.6700	::	1.5300 - 1.6800	::	1.5300 - 1.6800	::	1.5989 : 1.5073
-- Process 5# Loaf	::	1.5250 - 1.6975	::	1.5300 - 1.6900	::	1.5300 - 1.6900	::	1.5450 - 1.6900	::	1.5450 - 1.6900	::	1.6136 : 1.5355
-- Process 5# Sliced	::	1.5625 - 1.7075	::	1.5675 - 1.7000	::	1.5675 - 1.7000	::	1.5875 - 1.7150	::	1.5875 - 1.7150	::	1.6421 : 1.5592
-- Muenster	::	1.5500 - 1.8650	::	1.5525 - 1.8675	::	1.5550 - 1.8700	::	1.5650 - 1.8800	::	1.5650 - 1.8800	::	1.7164 : 1.6098
-- Grade A Swiss Cuts 10 - 14#	::	1.9500 - 2.3675	::	1.9500 - 2.3675	::	1.9500 - 2.3675	::	1.9500 - 2.3675	::	1.9500 - 2.3675	::	2.1588 : 2.1538
WEST COAST (WSP, Delivered, LTL)												
-- Process 5# Loaf	::	1.5275 - 1.7825	::	1.5275 - 1.7825	::	1.5325 - 1.7875	::	1.5500 - 1.8000	::	1.5500 - 1.8000	::	1.6657 : 1.5984
-- Cheddar 40# Block	::	1.5825 - 1.7000	::	1.5825 - 1.7000	::	1.5875 - 1.7000	::	1.5975 - 1.7000	::	1.5975 - 1.7000	::	1.6454 : 1.6096
-- Cheddar 10# Cuts	::	1.7500 - 1.9975	::	1.7500 - 1.9975	::	1.7500 - 2.0025	::	1.7500 - 2.0125	::	1.7500 - 2.0125	::	1.8779 : 1.7641
-- Monterey Jack 10#	::	1.6850 - 1.8575	::	1.6850 - 1.8575	::	1.6900 - 1.8625	::	1.7000 - 1.8725	::	1.7000 - 1.8725	::	1.7796 : 1.6908
-- Grade A Swiss Cuts 6 - 9#	::	2.1100 - 2.3225	::	2.1100 - 2.3225	::	2.1100 - 2.3225	::	2.1100 - 2.3225	::	2.1100 - 2.3225	::	2.2163 : 2.2013

(Prices

MONTHLY SUMMARY AND AVERAGES FOR MARCH 1996 1/ - (UNLESS OTHERWISE NOTED, PRICES ARE DOLLARS PER POUND, CL/TL)

COMMODITY	:REPORT NUMBER 9		:REPORT NUMBER 10		:REPORT NUMBER 11		:REPORT NUMBER 12		:REPORT NUMBER 13		1996	1995
	:MAR 01		:MAR 04 - 08		:MAR 11 - 15		:MAR 18 - 22		:MAR 25 - 29		: Average	: Average
	:or Total		:or Total		:or Total		:or Total		:or Total		: or Total	: or Total
FLUID AND DRY PRODUCTS												
SPOT PRICES OF CLASS II CREAM (\$ per lb. butterfat)												
-- Northeast (f.o.b.)	:: 0.8580	- 0.8970	:: 0.8710	- 0.9100	:: 0.8775	- 0.9100	:: 0.8775	- 0.9100	:: 0.8775	- 0.9100	:: 0.8922	: 0.9178
-- Atlanta (delvd)	:: 0.8515	- 1.0220	:: 0.8810	- 1.0220	:: 0.8810	- 1.0220	:: 0.8810	- 1.0220	:: 0.8810	- 1.0220	:: 0.9508	: 0.9290
-- Upper Midwest (f.o.b.)	:: 0.8775	- 0.8905	:: 0.8775	- 0.8970	:: 0.8775	- 0.8970	:: 0.8905	- 0.8970	:: 0.8970	- 0.9035	:: 0.8917	: N.A.
SPOT PRICES OF CONDENSED SKIM (\$ per lb. wet solids)												
-- Northeast (f.o.b.)	:: 1.3100	- 1.4050	:: 1.3100	- 1.4200	:: 1.3100	- 1.4250	:: 1.3100	- 1.4250	:: 1.3100	- 1.4250	:: 1.3664	: 1.3017
WISCONSIN FLUID MILK SHIPMENTS												
-- Loads Shipped from Wisconsin Shipping Points	:: 0		:: 0		:: 0		:: 0		:: 0		:: 0	: 0
NATIONAL EVAPORATED MILK (\$ per Case)												
(Case - 48 - 12 Fluid oz cans)												
-- Delivered Major U.S. Cities	:: 19.2500	- 29.5000	:: 19.2500	- 29.5000	:: 19.2500	- 29.5000	:: 19.2500	- 29.5000	:: 19.2500	- 29.5000	:: 24.3750	: 24.3750
NONFAT DRY MILK												
-- Central (f.o.b.)												
-- Extra And Grade A	:: 1.0900	- 1.1200	:: 1.0850	- 1.1200	:: 1.0800	- 1.1200	:: 1.0800	- 1.1200	:: 1.0800	- 1.1200	:: 1.1008	: 1.0777
-- Mostly	:: 1.1000	- 1.1100	:: 1.1000	- 1.1100	:: 1.0900	- 1.1050	:: 1.0900	- 1.1050	:: 1.0900	- 1.1050	:: 1.0996	: 1.0727
(f.o.b.)												
-- Low/Medium Heat	:: 1.0650	- 1.0850	:: 1.0675	- 1.0800	:: 1.0650	- 1.0800	:: 1.0700	- 1.0850	:: 1.0700	- 1.0850	:: 1.0753	: 1.0468
-- Mostly	:: 1.0700	- 1.0775	:: 1.0700	- 1.0775	:: 1.0700	- 1.0750	:: 1.0700	- 1.0750	:: 1.0700	- 1.0750	:: 1.0729	: 1.0437
-- High Heat	:: 1.0750	- 1.1150	:: 1.0800	- 1.1100	:: 1.0800	- 1.1100	:: 1.0825	- 1.1100	:: 1.0800	- 1.1100	:: 1.0953	: 1.0572
-- Northeast (f.o.b.)												
-- Extra & Grade A	:: 1.0900	- 1.1500	:: 1.0900	- 1.1500	:: 1.0900	- 1.1500	:: 1.0850	- 1.1400	:: 1.0900	- 1.1400	:: 1.1170	: 1.0772
-- Southeast (Delvd)												
-- Extra & Grade A	:: 1.1150	- 1.1525	:: 1.0950	- 1.1550	:: 1.0900	- 1.1525	:: 1.0900	- 1.1450	:: 1.0900	- 1.1450	:: 1.1210	: 1.1086
WHEY POWDER (Nonhygroscopic)												
-- Central (f.o.b.)												
-- Mostly	:: 0.2200	- 0.2400	:: 0.2175	- 0.2400	:: 0.2200	- 0.2400	:: 0.2250	- 0.2400	:: 0.2250	- 0.2425	:: 0.2312	: 0.1885
-- West (f.o.b.)												
-- Mostly	:: 0.2200	- 0.2250	:: 0.2225	- 0.2275	:: 0.2225	- 0.2300	:: 0.2250	- 0.2325	:: 0.2275	- 0.2325	:: 0.2273	: 0.1873
-- Mostly	:: 0.2400	- 0.2575	:: 0.2400	- 0.2650	:: 0.2400	- 0.2625	:: 0.2300	- 0.2600	:: 0.2400	- 0.2600	:: 0.2496	: 0.1819
-- Mostly	:: 0.2450	- 0.2500	:: 0.2450	- 0.2500	:: 0.2450	- 0.2500	:: 0.2400	- 0.2500	:: 0.2400	- 0.2500	:: 0.2463	: 0.1782
-- Northeast Extra Grade (f.o.b.)	:: 0.2250	- 0.2300	:: 0.2250	- 0.2300	:: 0.2200	- 0.2275	:: 0.2225	- 0.2275	:: 0.2225	- 0.2275	:: 0.2254	: 0.1851
-- Northeast Usph Grade A(f.o.b.)	:: 0.2275	- 0.2400	:: 0.2275	- 0.2400	:: 0.2350	- 0.2425	:: 0.2375	- 0.2450	:: 0.2375	- 0.2450	:: 0.2385	: 0.1964
-- Southeast Extra Grade (Delvd)	:: 0.2500	- 0.2625	:: 0.2500	- 0.2650	:: 0.2400	- 0.2650	:: 0.2425	- 0.2675	:: 0.2525	- 0.2675	:: 0.2563	: 0.2125
WHEY PROTEIN CONCENTRATE												
-- Central And West (f.o.b.)												
-- Edible 34% Protein	:: 0.5300	- 0.5800	:: 0.5400	- 0.5700	:: 0.5350	- 0.5700	:: 0.5350	- 0.5700	:: 0.5300	- 0.5700	:: 0.5526	: 0.5476
-- Mostly	:: 0.5500	- 0.5700	:: 0.5500	- 0.5700	:: 0.5500	- 0.5650	:: 0.5500	- 0.5650	:: 0.5500	- 0.5650	:: 0.5582	: 0.5575
ANIMAL FEED - WHEY												
-- Central (f.o.b.)												
-- Milk Replacer	:: 0.2025	- 0.2175	:: 0.2100	- 0.2175	:: 0.2050	- 0.2200	:: 0.2050	- 0.2200	:: 0.2050	- 0.2200	:: 0.2127	: 0.1710
-- Standard	::	TFEWR	:: 0.1900	- 0.2000	:: 0.1900	- 0.2100	:: 0.1900	- 0.2150	:: 0.1900	- 0.2150	:: TFEWR	: 0.1565
-- Roller Ground	:: 0.2275	- 0.2350	:: 0.2275	- 0.2350	:: 0.2275	- 0.2350	:: 0.2350	- 0.2375	:: 0.2350	- 0.2375	:: 0.2336	: 0.1858
-- Delactose	:: 0.3000	- 0.3500	:: 0.3000	- 0.3500	:: 0.3000	- 0.3500	:: 0.3000	- 0.3500	:: 0.3000	- 0.3500	:: 0.3250	: 0.3111
-- Northeast (f.o.b.)												
-- Milk Replacer	::	TFEWR	::	TFEWR	::	TFEWR	::	TFEWR	::	TFEWR	::	TFEWR
BUTTERMILK (Min. 30% protein)												
-- Central (f.o.b.)												
-- West (f.o.b.)	:: 0.8800	- 0.9625	:: 0.8900	- 0.9400	:: 0.8850	- 0.9400	:: 0.8900	- 0.9500	:: 0.8900	- 0.9500	:: 0.9171	: 0.9088
-- Mostly	:: 0.8800	- 0.9250	:: 0.8800	- 0.9250	:: 0.8800	- 0.9200	:: 0.8800	- 0.9200	:: 0.8800	- 0.9200	:: 0.9007	: 0.8787
-- Mostly	:: 0.9100	- 0.9150	:: 0.9100	- 0.9150	:: 0.9100	- 0.9150	:: 0.9100	- 0.9150	:: 0.9100	- 0.9150	:: 0.9125	: 0.8726
-- Northeast (f.o.b.)	:: 0.9000	- 0.9350	:: 0.9000	- 0.9350	:: 0.8800	- 0.9300	:: 0.8800	- 0.9200	:: 0.8800	- 0.9200	:: 0.9062	: 0.9108
-- Southeast (Delvd)	:: 0.9300	- 0.9975	:: 0.9350	- 0.9975	:: 0.9000	- 0.9750	:: 0.9000	- 0.9850	:: 0.9250	- 0.9850	:: 0.9510	: 0.9365
WHOLE MILK POWDER												
-- National												
-- F.O.B. Producing Plant	:: 1.1200	- 1.2750	:: 1.1200	- 1.2750	:: 1.1100	- 1.2700	:: 1.1000	- 1.2850	:: 1.1000	- 1.2850	:: 1.1933	: 1.1817
LACTOSE												
-- Central And West (f.o.b.)	:: 0.1500	- 0.2000	:: 0.1500	- 0.2000	:: 0.1500	- 0.2000	:: 0.1500	- 0.2000	:: 0.1500	- 0.2100	:: 0.1762	: 0.1475
-- Mostly	:: 0.1600	- 0.1800	:: 0.1600	- 0.1800	:: 0.1600	- 0.1800	:: 0.1600	- 0.1800	:: 0.1600	- 0.1800	:: 0.1700	: 0.1450
CASEIN - Edible - National (f.o.b.)												
-- Nonrestricted - Rennet	:: 2.6000	- 2.7000	:: 2.6000	- 2.7000	:: 2.6000	- 2.7000	:: 2.6000	- 2.7000	:: 2.6000	- 2.7000	:: 2.6500	: 2.0772
-- Nonrestricted - Acid	:: 2.6000	- 2.8000	:: 2.6000	- 2.8000	:: 2.6000	- 2.8000	:: 2.6000	- 2.8000	:: 2.6000	- 2.8000	:: 2.7000	: 2.1672

MONTHLY SUMMARY AND AVERAGES FOR APRIL 1996 1/ - (UNLESS OTHERWISE NOTED, PRICES ARE DOLLARS PER POUND, CL/TL)

COMMODITY	REPORT NUMBER 14 APR 01 - 05	REPORT NUMBER 15 APR 08 - 12	REPORT NUMBER 16 APR 15 - 19	REPORT NUMBER 17 APR 22 - 26	REPORT NUMBER 18 APR 29 - 30	1996 or Total	1995 or Total
						Average	Average
BUTTER							
CHICAGO (WSP) 2/ (Delivered in Bulk in Fiber Boxes) (Prices Issued Tues, Thurs and Fri)							
TUESDAY							
-- Grade AA	:: 0.7200 - 0.7300	:: 0.7200 - 0.7300	:: 0.7200 - 0.7300	:: 0.8250 - 0.8350	:: 0.8250 - 0.8350	::	::
-- Grade A	:: 0.6500 - 0.6600	:: 0.6500 - 0.6600	:: 0.6500 - 0.6600	:: 0.7600 - 0.7700	:: 0.7700 - 0.7800	::	::
THURSDAY							
-- Grade AA	:: 0.7200 - 0.7300	:: 0.7200 - 0.7300	:: 0.7200 - 0.7300	:: 0.8250 - 0.8350	::	::	::
-- Grade A	:: 0.6500 - 0.6600	:: 0.6500 - 0.6600	:: 0.6500 - 0.6600	:: 0.7600 - 0.7700	::	::	::
FRIDAY							
-- Grade AA	:: 0.7200 - 0.7300	:: 0.7200 - 0.7300	:: 0.7200 - 0.7300	:: 0.8250 - 0.8350	::	:: 0.7573	:: 0.7250
-- Grade A	:: 0.6500 - 0.6600	:: 0.6500 - 0.6600	:: 0.6500 - 0.6600	:: 0.7600 - 0.7700	::	:: 0.6896	:: 0.6650
CHICAGO MERCANTILE EXCHANGE 3/							
-- Grade AA	:: 0.7200	:: 0.7200	:: 0.8250	:: 0.8250	::	:: 0.7620	:: 0.7200
-- Grade A	:: 0.6500	:: 0.6500	:: 0.7600	:: 0.7700	::	:: 0.6957	:: 0.6600
-- Grade B	:: 0.6500	:: 0.6500	:: 0.7600	:: 0.7600	::	:: 0.6940	:: 0.6600
CENTRAL STATES PRINT (f.o.b. LTL)							
-- Grade AA, 1/4 Lb. Prints	:: 0.8200 - 1.2175	:: 0.8200 - 1.2175	:: 0.8200 - 1.2175	:: 0.9250 - 1.3225	:: 0.9250 - 1.3225	:: 1.0522	:: 1.0188
-- Grade AA, 1 Lb. Prints	:: 0.7850 - 0.9475	:: 0.7850 - 0.9475	:: 0.7850 - 0.9475	:: 0.8900 - 1.0525	:: 0.8900 - 1.0525	:: 0.8997	:: 0.8663
-- Grade AA, Chips/Patties	:: 0.8100 - 1.0200	:: 0.8100 - 1.0200	:: 0.8100 - 1.0200	:: 0.9150 - 1.1250	:: 0.9150 - 1.1250	:: 0.9484	:: 0.9150
-- Grade AA, Reddies	:: 0.8925 - 1.1300	:: 0.8925 - 1.1300	:: 0.8925 - 1.1300	:: 0.9975 - 1.2350	:: 0.9975 - 1.2350	:: 1.0447	:: 1.0125
-- Grade AA, Continentals	:: 1.0500 - 1.2400	:: 1.0500 - 1.2400	:: 1.0500 - 1.2400	:: 1.1550 - 1.3450	:: 1.1550 - 1.3450	:: 1.1784	:: 1.1450
NORTHEAST PRINT (Delivered, LTL)							
-- Grade AA, 1/4 Lb. Prints	:: 0.9725 - 1.0675	:: 0.9725 - 1.0675	:: 0.9725 - 1.0675	:: 1.0775 - 1.1725	:: 1.0775 - 1.1725	:: 1.0534	:: 1.0450
-- Grade AA, 1 Lb. Prints	:: 0.8550 - 1.0475	:: 0.8550 - 1.0475	:: 0.8550 - 1.0475	:: 0.9600 - 1.1525	:: 0.9600 - 1.1525	:: 0.9847	:: 0.9513
-- Grade AA, Chips/Patties	:: 0.9175 - 1.0775	:: 0.9175 - 1.0775	:: 0.9175 - 1.0775	:: 1.0225 - 1.0825	:: 1.0225 - 1.0825	:: 1.0150	:: 1.0025
-- Grade AA, Reddies	:: 0.9925 - 1.1075	:: 0.9925 - 1.1075	:: 0.9925 - 1.1075	:: 1.0975 - 1.2125	:: 1.0975 - 1.2125	:: 1.0834	:: 1.0950
-- Grade AA, Continentals	:: 1.0725 - 1.2475	:: 1.0725 - 1.2475	:: 1.0725 - 1.2475	:: 1.1775 - 1.3525	:: 1.1775 - 1.3525	:: 1.1934	:: 1.1600
CALIFORNIA PRINT (Delivered, LTL)							
-- Grade AA, 1/4 Lb. Prints	:: 1.0400 - 1.1000	:: 1.0450 - 1.1050	:: 1.0450 - 1.1050	:: 1.1500 - 1.2100	:: 1.1500 - 1.2100	:: 1.1073	:: 1.0625
-- Grade AA, 1 Lb. Prints	:: 0.9225 - 0.9900	:: 0.9275 - 0.9950	:: 0.9275 - 0.9950	:: 1.0325 - 1.1000	:: 1.0325 - 1.1000	:: 0.9935	:: 0.9563
-- Grade AA, Patties	:: 0.9900 - 1.1375	:: 0.9950 - 1.1425	:: 0.9950 - 1.1425	:: 1.1000 - 1.2475	:: 1.1000 - 1.2475	:: 1.1010	:: 1.0588
-- Grade AA, Reddies	:: 1.1075 - 1.2025	:: 1.1125 - 1.2100	:: 1.1125 - 1.2100	:: 1.2175 - 1.3150	:: 1.2175 - 1.3150	:: 1.1932	:: 1.1550
CALIFORNIA PLANTS PRINT (f.o.b. LTL)							
-- Grade AA, 1/4 Lb. Prints	:: 0.7075 - 0.7825	:: 0.7125 - 0.7875	:: 0.7125 - 0.7875	:: 0.8175 - 0.8925	:: 0.8175 - 0.8925	:: 0.7823	:: 0.7550
CHEESE							
NATIONAL CHEESE EXCHANGE 3/							
-- Barrels	:: 1.3525	:: 1.3525	:: 1.4475	:: 1.4475	::	:: 1.3905	:: 1.1930
-- 40# Blocks	:: 1.3925	:: 1.3925	:: 1.4925	:: 1.4925	::	:: 1.4325	:: 1.2110
-- 640# Blocks	:: 1.3825	:: 1.3825	:: 1.3825	:: 1.4825	::	:: 1.3992	:: 1.2793
WISCONSIN ASSEMBLY POINTS (f.o.b.)							
-- Cheddar Barrels	:: 1.3525 - 1.3825	:: 1.3525 - 1.3825	:: 1.3525 - 1.3825	:: 1.4475 - 1.4775	:: 1.4475 - 1.4775	:: 1.3977	:: 0.9069
-- Cheddar 40# Blocks	:: 1.3925 - 1.4475	:: 1.3925 - 1.4475	:: 1.3925 - 1.4475	:: 1.4925 - 1.5425	:: 1.4925 - 1.5425	:: 1.4510	:: 1.2281
WISCONSIN (WSP, Delivered, LTL)							
-- Process American 5# Loaf	:: 1.6300 - 1.6400	:: 1.6300 - 1.6400	:: 1.6300 - 1.6400	:: 1.6300 - 1.7400	:: 1.6300 - 1.7400	:: 1.6509	:: 1.5181
-- Brick And/Or Muenster 5#	:: 1.6600 - 1.8475	:: 1.6600 - 1.8475	:: 1.6600 - 1.8475	:: 1.7600 - 1.9475	:: 1.7600 - 1.9475	:: 1.7856	:: 1.6719
-- Cheddar 40# Block	:: 1.6425 - 1.7775	:: 1.6425 - 1.7775	:: 1.6425 - 1.7775	:: 1.7425 - 1.7775	:: 1.7425 - 1.7775	:: 1.7259	:: 1.6244
-- Monterey Jack 10#	:: 1.7775 - 1.8425	:: 1.7775 - 1.8425	:: 1.7775 - 1.8425	:: 1.7775 - 1.9425	:: 1.7775 - 1.9425	:: 1.8259	:: 1.7059
-- Blue 5#	:: 1.9900 - 2.2400	:: 1.9900 - 2.2400	:: 1.9900 - 2.2400	:: 2.0900 - 2.3400	:: 2.0900 - 2.3400	:: 2.1468	:: 1.9413
-- Provolone 10 - 12#	:: 1.7900 - 1.8800	:: 1.7900 - 1.8800	:: 1.7900 - 1.8800	:: 1.8900 - 1.9800	:: 1.8900 - 1.9800	:: 1.8668	:: 1.8100
-- Mozzarella 5 - 6#	:: 1.7300 - 1.7775	:: 1.7300 - 1.7775	:: 1.7300 - 1.7775	:: 1.7775 - 1.8550	:: 1.7775 - 1.8550	:: 1.7736	:: 1.6716
-- Grade A Swiss Cuts 6 - 9#	:: 2.1300 - 2.3375	:: 2.1300 - 2.3375	:: 2.1300 - 2.3375	:: 2.1300 - 2.3375	:: 2.1300 - 2.3375	:: 2.2338	:: 2.2050
NORTHEAST (WSP, Delivered, LTL)							
-- Cheddar 10# Prints	:: 1.5650 - 1.8750	:: 1.5650 - 1.8750	:: 1.5650 - 1.8750	:: 1.5650 - 1.9750	:: 1.5650 - 1.9750	:: 1.7359	:: 1.5894
-- Cheddar Single Daisies	:: 1.5275 - 1.8700	:: 1.5275 - 1.8700	:: 1.5275 - 1.8700	:: 1.5350 - 1.9700	:: 1.5350 - 1.9700	:: 1.7159	:: 1.5156
-- Cheddar 40# Block	:: 1.5300 - 1.6800	:: 1.5300 - 1.6800	:: 1.5300 - 1.6800	:: 1.6300 - 1.7800	:: 1.6300 - 1.7800	:: 1.6368	:: 1.4269
-- Process 5# Loaf	:: 1.5450 - 1.7025	:: 1.5450 - 1.7025	:: 1.5450 - 1.7025	:: 1.6400 - 1.7975	:: 1.6400 - 1.7975	:: 1.6540	:: 1.5031
-- Process 5# Sliced	:: 1.5875 - 1.7150	:: 1.5875 - 1.7150	:: 1.5875 - 1.7150	:: 1.6775 - 1.8100	:: 1.6775 - 1.8100	:: 1.6807	:: 1.5269
-- Muenster	:: 1.5650 - 1.8800	:: 1.5650 - 1.8800	:: 1.5650 - 1.8800	:: 1.6650 - 1.9800	:: 1.6650 - 1.9800	:: 1.7543	:: 1.5719
-- Grade A Swiss Cuts 10 - 14#	:: 1.9500 - 2.3675	:: 1.9500 - 2.3675	:: 1.9500 - 2.3675	:: 1.9500 - 2.3675	:: 1.9500 - 2.3675	:: 2.1588	:: 2.1563
WEST COAST (WSP, Delivered, LTL)							
-- Process 5# Loaf	:: 1.5500 - 1.8000	:: 1.5500 - 1.8000	:: 1.5500 - 1.8000	:: 1.6100 - 1.8950	:: 1.6100 - 1.8950	:: 1.6997	:: 1.5650
-- Cheddar 40# Block	:: 1.5975 - 1.7000	:: 1.5975 - 1.7000	:: 1.5975 - 1.7000	:: 1.6500 - 1.7500	:: 1.6500 - 1.7500	:: 1.6651	:: 1.5594
-- Cheddar 10# Cuts	:: 1.7500 - 2.0125	:: 1.7500 - 2.0125	:: 1.7500 - 2.0125	:: 1.7500 - 2.1125	:: 1.7500 - 2.1125	:: 1.8972	:: 1.6966
-- Monterey Jack 10#	:: 1.7000 - 1.8725	:: 1.7000 - 1.8725	:: 1.7000 - 1.8725	:: 1.7200 - 1.9725	:: 1.7200 - 1.9725	:: 1.8053	:: 1.6397
-- Grade A Swiss Cuts 6 - 9#	:: 2.1100 - 2.3225	:: 2.1100 - 2.3225	:: 2.1100 - 2.3225	:: 2.1100 - 2.3225	:: 2.1100 - 2.3225	:: 2.2163	:: 2.2013

MONTHLY SUMMARY AND AVERAGES FOR APRIL 1996 1/ - (UNLESS OTHERWISE NOTED, PRICES ARE DOLLARS PER POUND, CL/TL)

COMMODITY	REPORT NUMBER 14 APR 01 - 05	REPORT NUMBER 15 APR 08 - 12	REPORT NUMBER 16 APR 15 - 19	REPORT NUMBER 17 APR 22 - 26	REPORT NUMBER 18 APR 29 - 30	1996 Average or Total	1995 Average or Total
FLUID DRY PRODUCTS							
SPOT PRICES OF CLASS II CREAM (\$ per lb. butterfat)							
-- Northeast (f.o.b.)	0.8775 - 0.9100	0.8775 - 0.9100	0.8775 - 0.9230	1.0260 - 1.0792	1.0395 - 1.1011	0.9474	0.9372
-- Atlanta (delvd)	0.8810 - 1.0220	0.8810 - 1.0220	0.8810 - 1.0220	1.0484 - 1.1639	1.0618 - 1.1668	1.0014	0.9534
-- Upper Midwest (f.o.b.)	0.8970 - 0.9100	0.8970 - 0.9100	0.9100 - 0.9295	1.0640 - 1.0868	1.0780 - 1.1165	0.9639	TFEWR
SPOT PRICES OF CONDENSED SKIM (\$ per lb. wet solids)							
-- Northeast (f.o.b.)	1.3000 - 1.4100	1.3000 - 1.4100	1.3000 - 1.4100	1.3000 - 1.4100	1.3000 - 1.4100	1.3550	1.3013
WISCONSIN FLUID MILK SHIPMENTS							
-- Loads Shipped from Wisconsin Shipping Points	0	0	0	0	0	0	0
NATIONAL EVAPORATED MILK (\$ per Case) (Case - 48 - 12 Fluid oz cans)							
-- Delivered Major U.S. Cities	19.2500 - 29.5000	19.2500 - 29.5000	19.2500 - 29.5000	19.2500 - 29.5000	19.2500 - 29.5000	24.3750	24.3750
NONFAT DRY MILK							
-- Central (f.o.b.)							
-- Extra And Grade A	1.0800 - 1.1200	1.0800 - 1.1200	1.0800 - 1.1200	1.0800 - 1.1300	1.0800 - 1.1650	1.1032	1.0756
-- Mostly	1.0900 - 1.1050	1.0900 - 1.1050	1.0900 - 1.1050	1.0900 - 1.1050	1.1100 - 1.1300	1.0995	1.0713
-- West (f.o.b.)							
-- Low/Medium Heat	1.0675 - 1.0850	1.0650 - 1.0875	1.0650 - 1.0900	1.0650 - 1.1000	1.0650 - 1.1200	1.0794	1.0475
-- Mostly	1.0700 - 1.0750	1.0700 - 1.0750	1.0700 - 1.0750	1.0725 - 1.0850	1.1000 - 1.1050	1.0766	1.0431
-- High Heat	1.0825 - 1.1100	1.0800 - 1.1100	1.0800 - 1.1100	1.0975 - 1.1300	1.1025 - 1.1450	1.1022	1.0606
-- Northeast (f.o.b.)							
-- Extra & Grade A	1.0900 - 1.1400	1.0900 - 1.1400	1.0950 - 1.1400	1.0900 - 1.1400	1.1000 - 1.1500	1.1165	1.0825
-- Southeast (Delvd)							
-- Extra & Grade A	1.0900 - 1.1450	1.0900 - 1.1450	1.0900 - 1.1450	1.0900 - 1.1550	1.1200 - 1.1550	1.1205	1.1109
WHEY POWDER (Nonhygroscopic)							
-- Central (f.o.b.)	0.2250 - 0.2500	0.2250 - 0.2500	0.2250 - 0.2500	0.2200 - 0.2400	0.2050 - 0.2400	0.2344	0.1984
-- Mostly	0.2275 - 0.2325	0.2275 - 0.2325	0.2275 - 0.2325	0.2250 - 0.2300	0.2200 - 0.2250	0.2288	0.1975
-- West (f.o.b.)	0.2250 - 0.2600	0.2300 - 0.2600	0.2300 - 0.2600	0.2200 - 0.2550	0.2100 - 0.2500	0.2414	0.1931
-- Mostly	0.2400 - 0.2500	0.2400 - 0.2500	0.2400 - 0.2500	0.2350 - 0.2450	0.2200 - 0.2400	0.2425	0.1884
-- Northeast Extra Grade (f.o.b.)	0.2300 - 0.2350	0.2300 - 0.2350	0.2300 - 0.2350	0.2300 - 0.2350	0.2300 - 0.2350	0.2325	0.2009
-- Northeast Usph Grade A(f.o.b.)	0.2400 - 0.2450	0.2400 - 0.2450	0.2400 - 0.2450	0.2400 - 0.2450	0.2400 - 0.2475	0.2426	0.2050
-- Southeast Extra Grade (Delvd)	0.2525 - 0.2675	0.2525 - 0.2675	0.2525 - 0.2675	0.2525 - 0.2625	0.2475 - 0.2550	0.2586	0.2256
WHEY PROTEIN CONCENTRATE							
-- Central And West (f.o.b.)							
-- Edible 34% Protein	0.5300 - 0.5800	0.5300 - 0.5800	0.5300 - 0.5800	0.5300 - 0.5800	0.5300 - 0.5700	0.5545	0.5869
-- Mostly	0.5500 - 0.5650	0.5500 - 0.5650	0.5500 - 0.5650	0.5500 - 0.5650	0.5500 - 0.5600	0.5573	0.5919
ANIMAL FEED - WHEY							
-- Central (f.o.b.)							
-- Milk Replacer	0.2050 - 0.2250	0.2050 - 0.2250	0.2050 - 0.2250	0.2050 - 0.2250	0.2025 - 0.2175	0.2145	0.1822
-- Standard	0.2000 - 0.2200	0.2000 - 0.2200	0.2000 - 0.2200	0.2000 - 0.2200	0.2000 - 0.2100	0.2095	0.1750
-- Roller Ground	0.2350 - 0.2375	0.2350 - 0.2375	0.2350 - 0.2425	0.2350 - 0.2425	0.2350 - 0.2425	0.2376	0.1950
-- Delactose	0.3000 - 0.3500	0.3000 - 0.3500	0.3000 - 0.3500	0.3000 - 0.3500	0.3000 - 0.3500	0.3250	0.3191
-- Northeast (f.o.b.)							
-- Milk Replacer	TFEWR	TFEWR	TFEWR	TFEWR	TFEWR	TFEWR	TFEWR
BUTTERMILK (Min. 30% protein)							
-- Central (f.o.b.)	0.8900 - 0.9500	0.8900 - 0.9500	0.8900 - 0.9500	0.8900 - 0.9600	0.9100 - 0.9800	0.9234	0.9363
-- West (f.o.b.)	0.8800 - 0.9200	0.9000 - 0.9200	0.9000 - 0.9200	0.9100 - 0.9500	0.9250 - 0.9500	0.9148	0.8922
-- Mostly	0.9100 - 0.9150	0.9100 - 0.9200	0.9100 - 0.9150	0.9200 - 0.9400	0.9400 - 0.9500	0.9200	0.8891
-- Northeast (f.o.b.)	0.8850 - 0.9100	0.8800 - 0.9100	0.9000 - 0.9200	0.9000 - 0.9200	0.9100 - 0.9500	0.9056	0.9150
-- Southeast (Delvd)	0.9300 - 0.9850	0.9300 - 0.9850	0.9300 - 0.9850	0.9300 - 0.9950	0.9300 - 1.0150	0.9600	0.9600
WHOLE MILK POWDER							
-- National							
-- F.O.B. Producing Plant	1.1000 - 1.2850	1.1000 - 1.2975	1.1400 - 1.2975	1.1400 - 1.2975	1.1400 - 1.3000	1.2084	1.1853
LACTOSE							
-- Central And West (f.o.b.)	0.1550 - 0.2200	0.1550 - 0.2200	0.1550 - 0.2200	0.1550 - 0.2200	0.1550 - 0.2200	0.1875	0.1588
-- Mostly	0.1700 - 0.1900	0.1700 - 0.1900	0.1700 - 0.1900	0.1700 - 0.1900	0.1700 - 0.1950	0.1802	0.1538
CASEIN - Edible - National (f.o.b.)							
-- Nonrestricted - Rennet	2.6500 - 2.7300	2.6500 - 2.7300	2.6500 - 2.7300	2.6500 - 2.7300	2.6500 - 2.7300	2.6900	2.2500
-- Nonrestricted - Acid	2.6500 - 2.7500	2.6500 - 2.7500	2.6500 - 2.7500	2.6500 - 2.7500	2.6500 - 2.7000	2.6977	2.4125

MONTHLY SUMMARY AND AVERAGES FOR MAY 1996 1/ - (UNLESS OTHERWISE NOTED, PRICES ARE DOLLARS PER POUND, CL/TL)

COMMODITY	REPORT NUMBER 18 MAY 01 - 03	REPORT NUMBER 19 MAY 06 - 10	REPORT NUMBER 20 MAY 13 - 17	REPORT NUMBER 21 MAY 20 - 24	REPORT NUMBER 22 MAY 27 - 31	1996 Average or Total	1995 Average or Total
FLUID AND DRY PRODUCTS							
SPOT PRICES OF CLASS II CREAM (\$ per lb. butterfat)							
-- Northeast (f.o.b.)	1.0395 - 1.1011	1.0665 - 1.1692	1.0981 - 1.1534	1.3160 - 1.4006	1.4976 - 1.5600	1.2425	0.9369
-- Atlanta (delvd)	1.0618 - 1.1668	1.0886 - 1.1876	1.0981 - 1.1975	1.3160 - 1.4100	1.4560 - 1.5490	1.2544	0.9650
-- Upper Midwest (f.o.b.)	1.0780 - 1.1165	1.1455 - 1.1534	1.1297 - 1.1534	1.3536 - 1.3912	1.4560 - 1.5392	1.2545	TFEWR
SPOT PRICES OF CONDENSED SKIM (\$ per lb. wet solids)							
-- Northeast (f.o.b.)	1.3000 - 1.4100	1.3200 - 1.4000	1.3100 - 1.3800	1.3100 - 1.3800	1.3100 - 1.3800	1.3498	1.2984
WISCONSIN FLUID MILK SHIPMENTS							
-- Loads Shipped from Wisconsin Shipping Points	0	0	0	28	33	61	0
NATIONAL EVAPORATED MILK (\$ per Case)							
(Case - 48 - 12 fluid oz cans)							
-- Delivered Major U.S. Cities	19.2500 - 29.5000	19.2500 - 29.5000	19.2500 - 29.5000	19.2500 - 29.5000	19.2500 - 29.5000	24.3750	24.3750
NONFAT DRY MILK							
-- Central (f.o.b.)							
-- Extra And Grade A	1.0800 - 1.1650	1.0800 - 1.1800	1.0800 - 1.1950	1.1000 - 1.2500	1.1700 - 1.3000	1.1600	1.0684
-- Mostly	1.1100 - 1.1300	1.1300 - 1.1600	1.1550 - 1.1950	1.2000 - 1.2300	1.2150 - 1.2600	1.1811	1.0648
-- West (f.o.b.)							
-- Low/Medium Heat	1.0650 - 1.1200	1.0650 - 1.1450	1.0650 - 1.2000	1.0950 - 1.2200	1.1400 - 1.2300	1.1360	1.0464
-- Mostly	1.1000 - 1.1050	1.1200 - 1.1400	1.1400 - 1.1800	1.1800 - 1.2200	1.2000 - 1.2200	1.1635	1.0413
-- High Heat	1.1025 - 1.1450	1.1300 - 1.1700	1.1300 - 1.2200	1.1150 - 1.2500	1.1200 - 1.2500	1.1659	1.0567
-- Northeast (f.o.b.)							
-- Extra & Grade A	1.1000 - 1.1500	1.1050 - 1.1500	1.1300 - 1.1900	1.1500 - 1.2200	1.1600 - 1.2400	1.1608	1.0825
-- Southeast (Delvd)							
-- Extra & Grade A	1.1200 - 1.1550	1.1300 - 1.1950	1.1550 - 1.2250	1.1875 - 1.2550	1.2000 - 1.2950	1.1941	1.1031
WHEY POWDER (Nonhygroscopic)							
-- Central (f.o.b.)	0.2050 - 0.2400	0.2000 - 0.2325	0.1975 - 0.2275	0.2000 - 0.2350	0.2050 - 0.2300	0.2168	0.1882
-- Mostly	0.2200 - 0.2250	0.2150 - 0.2200	0.2100 - 0.2150	0.2100 - 0.2150	0.2100 - 0.2150	0.2150	0.1873
-- West (f.o.b.)	0.2100 - 0.2500	0.2000 - 0.2500	0.1900 - 0.2450	0.1900 - 0.2300	0.1900 - 0.2200	0.2169	0.2014
-- Mostly	0.2200 - 0.2400	0.2100 - 0.2300	0.2000 - 0.2200	0.1900 - 0.2100	0.1900 - 0.2000	0.2100	0.1949
-- Northeast Extra Grade (f.o.b.)	0.2300 - 0.2350	0.2000 - 0.2250	0.2000 - 0.2175	0.1925 - 0.2125	0.1925 - 0.2125	0.2103	0.1927
-- Northeast Usph Grade A(f.o.b.)	0.2400 - 0.2475	0.2275 - 0.2425	0.2275 - 0.2400	0.2225 - 0.2400	0.2225 - 0.2325	0.2337	0.2031
-- Southeast Extra Grade (Delvd)	0.2475 - 0.2550	0.2425 - 0.2550	0.2325 - 0.2450	0.2325 - 0.2450	0.2325 - 0.2450	0.2427	0.2201
WHEY PROTEIN CONCENTRATE							
-- Central And West (f.o.b.)							
-- Edible 34% Protein	0.5300 - 0.5700	0.5300 - 0.5700	0.5300 - 0.5700	0.5300 - 0.5700	0.5350 - 0.5700	0.5505	0.5952
-- Mostly	0.5500 - 0.5600	0.5500 - 0.5600	0.5500 - 0.5600	0.5500 - 0.5600	0.5550 - 0.5650	0.5559	0.6002
ANIMAL FEED - WHEY							
-- Central (f.o.b.)							
-- Milk Replacer	0.2025 - 0.2175	0.1950 - 0.2150	0.1925 - 0.2075	0.1925 - 0.2075	0.1925 - 0.2075	0.2025	0.1717
-- Standard	0.2000 - 0.2100	0.1900 - 0.2100	0.1875 - 0.1975	0.1875 - 0.1975	0.1875 - 0.1975	0.1959	0.1671
-- Roller Ground	0.2350 - 0.2425	0.2275 - 0.2325	0.2275 - 0.2325	0.2275 - 0.2325	0.2275 - 0.2325	0.2312	0.1945
-- Delactose	0.3000 - 0.3500	0.3000 - 0.3500	0.3000 - 0.3500	0.3000 - 0.3500	0.3200 - 0.3500	0.3268	0.3195
-- Northeast (f.o.b.)							
-- Milk Replacer	TFEWR	0.2000 - 0.2100	0.2000 - 0.2100	0.1900 - 0.2100	0.1900 - 0.2100	TFEWR	TFEWR
BUTTERMILK (Min. 30% protein)							
-- Central (f.o.b.)	0.9100 - 0.9800	0.9450 - 1.0100	0.9775 - 1.0300	1.0000 - 1.1200	1.0600 - 1.1500	1.0210	0.9152
-- West (f.o.b.)	0.9250 - 0.9500	0.9450 - 0.9900	0.9800 - 1.0800	0.9750 - 1.0800	1.0300 - 1.1100	1.0099	0.8838
-- Mostly	0.9400 - 0.9500	0.9550 - 0.9700	TFEWR	TFEWR	TFEWR	TFEWR	0.8784
-- Northeast (f.o.b.)	0.9100 - 0.9500	0.9350 - 1.0000	0.9500 - 1.0000	0.9800 - 1.0300	1.0100 - 1.1200	0.9903	0.9150
-- Southeast (Delvd)	0.9300 - 1.0150	0.9550 - 1.0350	0.9875 - 1.0650	1.0150 - 1.1550	1.0700 - 1.1550	1.0409	0.9515
WHOLE MILK POWDER							
-- National							
-- F.O.B. Producing Plant	1.1400 - 1.3000	1.1400 - 1.3000	1.2300 - 1.3225	1.2700 - 1.3225	1.2700 - 1.3500	1.2665	1.1563
LACTOSE							
-- Central And West (f.o.b.)	0.1550 - 0.2200	0.1550 - 0.2200	0.1550 - 0.2200	0.1550 - 0.2200	0.1550 - 0.2200	0.1875	0.1600
-- Mostly	0.1700 - 0.1950	0.1700 - 0.1950	0.1700 - 0.1950	0.1700 - 0.1950	0.1700 - 0.1950	0.1825	0.1539
CASEIN - Edible - National (f.o.b.)							
-- Nonrestricted - Rennet	2.6500 - 2.7300	2.6000 - 2.7300	2.6000 - 2.7200	2.6000 - 2.7200	2.6000 - 2.7200	2.6652	2.2580
-- Nonrestricted - Acid	2.6500 - 2.7000	2.6000 - 2.7000	2.6000 - 2.7000	2.6000 - 2.7000	2.6000 - 2.7000	2.6534	2.4295

MONTHLY SUMMARY AND AVERAGES FOR JUNE 1996 1/ - (UNLESS OTHERWISE NOTED, PRICES ARE DOLLARS PER POUND, CL/TL)

COMMODITY	REPORT NUMBER				1996		1995	
	23	24	25	26	Average	Average	Average	Average
	JUN 03 - 07	JUN 10 - 14	JUN 17 - 21	JUN 24 - 28	or Total	or Total	or Total	or Total
BUTTER								
CHICAGO (WSP) 2/ (Delivered in Bulk in Fiber Boxes) (Prices Issued Tues, Thurs and Fri)								
TUESDAY								
-- Grade AA	:: 1.2400 - 1.2500	:: 1.3500 - 1.3600	:: 1.3500 - 1.3600	:: 1.4500 - 1.4600	::	::	::	::
-- Grade A	:: 1.1800 - 1.1900	:: 1.2900 - 1.3000	:: 1.2900 - 1.3000	:: 1.3900 - 1.4000	::	::	::	::
THURSDAY								
-- Grade AA	:: 1.2400 - 1.2500	:: 1.3500 - 1.3600	:: 1.3500 - 1.3600	:: 1.4500 - 1.4600	::	::	::	::
-- Grade A	:: 1.1800 - 1.1900	:: 1.2900 - 1.3000	:: 1.2900 - 1.3000	:: 1.3900 - 1.4000	::	::	::	::
FRIDAY								
-- Grade AA	:: 1.2400 - 1.2500	:: 1.3500 - 1.3600	:: 1.3500 - 1.3600	:: 1.4500 - 1.4600	::	:: 1.3525	:: 0.7593	
-- Grade A	:: 1.1800 - 1.1900	:: 1.2900 - 1.3000	:: 1.2900 - 1.3000	:: 1.3900 - 1.4000	::	:: 1.2925	:: 0.6993	
CHICAGO MERCANTILE EXCHANGE 3/								
-- Grade AA	:: 1.3500	:: 1.3500	:: 1.4500	:: 1.5000	::	:: 1.3663	:: 0.7600	
-- Grade A	:: 1.2900	:: 1.2900	:: 1.3900	:: 1.4400	::	:: 1.3063	:: 0.7000	
-- Grade B	:: 1.2900	:: 1.2900	:: 1.3900	:: 1.4400	::	:: 1.3063	:: 0.7000	
CENTRAL STATES PRINT (f.o.b. LTL)								
-- Grade AA, 1/4 Lb. Prints	:: 1.3400 - 1.7475	:: 1.4500 - 1.8575	:: 1.4500 - 1.8575	:: 1.5500 - 1.9575	::	:: 1.6513	:: 1.0551	
-- Grade AA, 1 Lb. Prints	:: 1.3050 - 1.4675	:: 1.4150 - 1.5775	:: 1.4150 - 1.5775	:: 1.5150 - 1.6775	::	:: 1.4938	:: 0.9026	
-- Grade AA, Chips/Patties	:: 1.3300 - 1.5400	:: 1.4400 - 1.6500	:: 1.4400 - 1.6500	:: 1.5400 - 1.7500	::	:: 1.5425	:: 0.9514	
-- Grade AA, Reddies	:: 1.4125 - 1.6500	:: 1.5225 - 1.7600	:: 1.5225 - 1.7600	:: 1.6225 - 1.8600	::	:: 1.6388	:: 1.0489	
-- Grade AA, Continentals	:: 1.5700 - 1.7600	:: 1.6800 - 1.8700	:: 1.6800 - 1.8700	:: 1.7800 - 1.9700	::	:: 1.7725	:: 1.1814	
NORTHEAST PRINT (Delivered, LTL)								
-- Grade AA, 1/4 Lb. Prints	:: 1.4500 - 1.6775	:: 1.5600 - 1.7875	:: 1.5600 - 1.7875	:: 1.6600 - 1.8875	::	:: 1.6713	:: 1.0814	
-- Grade AA, 1 Lb. Prints	:: 1.3650 - 1.5575	:: 1.4750 - 1.6675	:: 1.4750 - 1.6675	:: 1.5750 - 1.7675	::	:: 1.5688	:: 0.9876	
-- Grade AA, Chips/Patties	:: 1.4275 - 1.5975	:: 1.5375 - 1.7075	:: 1.5375 - 1.7075	:: 1.6375 - 1.8075	::	:: 1.6200	:: 1.0389	
-- Grade AA, Reddies	:: 1.5025 - 1.7075	:: 1.6125 - 1.8175	:: 1.6125 - 1.8175	:: 1.7125 - 1.9175	::	:: 1.7125	:: 1.1314	
-- Grade AA, Continentals	:: 1.5825 - 1.7575	:: 1.6925 - 1.8675	:: 1.6925 - 1.8675	:: 1.7925 - 1.9675	::	:: 1.7775	:: 1.1964	
CALIFORNIA PRINT (Delivered, LTL)								
-- Grade AA, 1/4 Lb. Prints	:: 1.5725 - 1.6250	:: 1.6825 - 1.7350	:: 1.6825 - 1.7350	:: 1.7825 - 1.8350	::	:: 1.7063	:: 1.0989	
-- Grade AA, 1 Lb. Prints	:: 1.4625 - 1.5150	:: 1.5725 - 1.6250	:: 1.5725 - 1.6250	:: 1.6725 - 1.7250	::	:: 1.5963	:: 0.9926	
-- Grade AA, Patties	:: 1.5150 - 1.6625	:: 1.6250 - 1.7725	:: 1.6250 - 1.7725	:: 1.7250 - 1.8725	::	:: 1.6963	:: 1.0951	
-- Grade AA, Reddies	:: 1.6200 - 1.6425	:: 1.7300 - 1.7525	:: 1.7300 - 1.7525	:: 1.8300 - 1.8525	::	:: 1.7388	:: 1.1914	
CALIFORNIA PLANTS PRINT (f.o.b. LTL)								
-- Grade AA, 1/4 Lb. Prints	:: 1.2400 - 1.3075	:: 1.3500 - 1.4175	:: 1.3500 - 1.4175	:: 1.4500 - 1.5175	::	:: 1.3813	:: 0.7868	
CHEESE								
NATIONAL CHEESE EXCHANGE 3/								
-- Barrels	:: 1.4475	:: 1.4475	:: 1.4475	:: 1.4475	::	:: 1.4475	:: 1.1813	
-- 40# Blocks	:: 1.4925	:: 1.4925	:: 1.4925	:: 1.5000	::	:: 1.4933	:: 1.2526	
-- 640# Blocks	:: 1.4900	:: 1.4900	:: 1.4900	:: 1.4900	::	:: 1.4900	:: 1.2321	
WISCONSIN ASSEMBLY POINTS (f.o.b.)								
-- Cheddar Barrels	:: 1.4475 - 1.4675	:: 1.4475 - 1.4675	:: 1.4475 - 1.4675	:: 1.4475 - 1.4675	::	:: 1.4575	:: 1.1910	
-- Cheddar 40# Blocks	:: 1.4925 - 1.5425	:: 1.4925 - 1.5425	:: 1.4825 - 1.5425	:: 1.4825 - 1.5425	::	:: 1.5150	:: 1.2694	
WISCONSIN (WSP, Delivered, LTL)								
-- Process American 5# Loaf	:: 1.6300 - 1.7400	:: 1.6300 - 1.7400	:: 1.6300 - 1.7400	:: 1.6300 - 1.7400	::	:: 1.6850	:: 1.4838	
-- Brick And/Or Munster 5#	:: 1.7600 - 1.9475	:: 1.7600 - 1.9475	:: 1.7600 - 1.9475	:: 1.7600 - 1.9475	::	:: 1.8538	:: 1.5881	
-- Cheddar 40# Block	:: 1.7425 - 1.7825	:: 1.7425 - 1.7825	:: 1.7425 - 1.7825	:: 1.7425 - 1.7825	::	:: 1.7625	:: 1.6356	
-- Monterey Jack 10#	:: 1.7825 - 1.9425	:: 1.7825 - 1.9425	:: 1.7825 - 1.9425	:: 1.7825 - 1.9425	::	:: 1.8625	:: 1.7056	
-- Blue 5#	:: 2.0900 - 2.3400	:: 2.0900 - 2.3400	:: 2.0900 - 2.3400	:: 2.0900 - 2.3400	::	:: 2.2150	:: 1.9528	
-- Provolone 10 - 12#	:: 1.8900 - 1.9800	:: 1.8900 - 1.9800	:: 1.8900 - 1.9800	:: 1.8900 - 1.9800	::	:: 1.9350	:: 1.8068	
-- Mozzarella 5 - 6#	:: 1.7825 - 1.8550	:: 1.7825 - 1.8550	:: 1.7825 - 1.8550	:: 1.7825 - 1.8550	::	:: 1.8188	:: 1.6756	
-- Grade A Swiss Cuts 6 - 9#	:: 2.1300 - 2.3375	:: 2.1300 - 2.3375	:: 2.1300 - 2.3375	:: 2.1300 - 2.3375	::	:: 2.2338	:: 2.2088	
NORTHEAST (WSP, Delivered, LTL)								
-- Cheddar 10# Prints	:: 1.5650 - 1.9750	:: 1.5650 - 1.9750	:: 1.5650 - 1.9750	:: 1.5650 - 1.9750	::	:: 1.7700	:: 1.5775	
-- Cheddar Single Daisies	:: 1.5350 - 1.9700	:: 1.5350 - 1.9700	:: 1.5350 - 1.9700	:: 1.5350 - 1.9700	::	:: 1.7525	:: 1.5550	
-- Cheddar 40# Block	:: 1.6300 - 1.7800	:: 1.6300 - 1.7800	:: 1.6300 - 1.7800	:: 1.6300 - 1.7800	::	:: 1.7050	:: 1.4638	
-- Process 5# Loaf	:: 1.6400 - 1.7975	:: 1.6400 - 1.7975	:: 1.6400 - 1.7975	:: 1.6400 - 1.7975	::	:: 1.7188	:: 1.4698	
-- Process 5# Sliced	:: 1.6775 - 1.8100	:: 1.6775 - 1.8100	:: 1.6775 - 1.8100	:: 1.6775 - 1.8100	::	:: 1.7438	:: 1.4952	
-- Munster	:: 1.6650 - 1.9800	:: 1.6650 - 1.9800	:: 1.6650 - 1.9800	:: 1.6650 - 1.9800	::	:: 1.8225	:: 1.5825	
-- Grade A Swiss Cuts 10 - 14#	:: 1.9500 - 2.3675	:: 1.9500 - 2.3675	:: 1.9500 - 2.3675	:: 1.9500 - 2.3675	::	:: 2.1588	:: 2.1588	
WEST COAST (WSP, Delivered, LTL)								
-- Process 5# Loaf	:: 1.6100 - 1.8950	:: 1.6100 - 1.8950	:: 1.6100 - 1.8950	:: 1.6100 - 1.8950	::	:: 1.7525	:: 1.5543	
-- Cheddar 40# Block	:: 1.6500 - 1.7500	:: 1.6750 - 1.7500	:: 1.6750 - 1.7500	:: 1.6750 - 1.7500	::	:: 1.7094	:: 1.5750	
-- Cheddar 10# Cuts	:: 1.7500 - 2.1125	:: 1.7500 - 2.1125	:: 1.7500 - 2.1125	:: 1.7500 - 2.1125	::	:: 1.9313	:: 1.7125	
-- Monterey Jack 10#	:: 1.7200 - 1.9725	:: 1.7450 - 1.9725	:: 1.7450 - 1.9725	:: 1.7450 - 1.9725	::	:: 1.8556	:: 1.6550	
-- Grade A Swiss Cuts 6 - 9#	:: 2.1100 - 2.3225	:: 2.1100 - 2.3225	:: 2.1100 - 2.3225	:: 2.1100 - 2.3225	::	:: 2.2163	:: 2.2013	

MONTHLY SUMMARY AND AVERAGES FOR JUNE 1996 1/ - (UNLESS OTHERWISE NOTED, PRICES ARE DOLLARS PER POUND, CL/TL)

COMMODITY	:REPORT NUMBER 23	:REPORT NUMBER 24	:REPORT NUMBER 25	:REPORT NUMBER 26	:	: 1996	: 1995
	:	:	:	:	:	: Average	: Average
	: JUN 03 - 07	: JUN 10 - 14	: JUN 17 - 21	: JUN 24 - 28	:	: or Total	: or Total
FLUID AND DRY PRODUCTS							
SPOT PRICES OF CLASS II CREAM (\$ per lb. butterfat)							
-- Northeast (f.o.b.)	:: 1.7228 - 1.7936	:: 1.8705 - 1.9995	:: 1.8963 - 2.0898	:: 2.0433 - 2.2935	::	:: 1.9637	: 1.0438
-- Atlanta (delvd)	:: 1.6520 - 1.7436	:: 1.8325 - 1.9995	:: 1.8325 - 2.1285	:: 1.9675 - 2.2935	::	:: 1.9312	: 1.0652
-- Upper Midwest (f.o.b.)	:: 1.6520 - 1.7700	:: 1.8705 - 1.9350	:: 1.9092 - 2.0382	:: 2.0433 - 2.1545	::	:: 1.9216	: TFEWR
SPOT PRICES OF CONDENSED SKIM (\$ per lb. wet solids)							
-- Northeast (f.o.b.)	:: 1.2600 - 1.2800	:: 1.1500 - 1.2500	:: 1.1700 - 1.2600	:: 1.1700 - 1.2600	::	:: 1.2250	: 1.2410
WISCONSIN FLUID MILK SHIPMENTS							
-- Loads Shipped from Wisconsin Shipping Points	:: 6	:: 0	:: 0	:: 14	::	:: 20	: 0
NATIONAL EVAPORATED MILK (\$ per Case)							
(Case - 48 - 12 fluid oz cans)							
-- Delivered Major U.S. Cities	:: 19.2500 - 29.5000	:: 19.2500 - 29.5000	:: 19.5000 - 29.5000	:: 19.5000 - 29.5000	::	:: 24.4375	: 24.3750
NONFAT DRY MILK							
-- Central (f.o.b.)							
-- Extra And Grade A	:: 1.2100 - 1.3500	:: 1.2300 - 1.3500	:: 1.2500 - 1.3600	:: 1.2700 - 1.3600	::	:: 1.2975	: 1.0675
-- Mostly	:: 1.2400 - 1.2800	:: 1.2600 - 1.2900	:: 1.2800 - 1.3100	:: 1.2800 - 1.3100	::	:: 1.2813	: 1.0602
-- West (f.o.b.)							
-- Low/Medium Heat	:: 1.1700 - 1.3000	:: 1.2000 - 1.3000	:: 1.2200 - 1.3100	:: 1.2600 - 1.3100	::	:: 1.2588	: 1.0449
-- Mostly	:: 1.2200 - 1.2500	:: 1.2350 - 1.2700	:: 1.2700 - 1.3000	:: 1.2800 - 1.3000	::	:: 1.2656	: 1.0353
-- High Heat	:: 1.2100 - 1.3300	:: 1.2200 - 1.3300	:: 1.2550 - 1.3500	:: 1.3000 - 1.3500	::	:: 1.2931	: 1.0533
-- Northeast (f.o.b.)							
-- Extra & Grade A	:: 1.1800 - 1.2800	:: 1.2100 - 1.3000	:: 1.2500 - 1.3500	:: 1.2800 - 1.3500	::	:: 1.2750	: 1.0802
-- Southeast (Delvd)							
-- Extra & Grade A	:: 1.2475 - 1.3175	:: 1.2700 - 1.3175	:: 1.2850 - 1.3200	:: 1.2850 - 1.3350	::	:: 1.2972	: 1.0971
WHEY POWDER (Nonhygroscopic)							
-- Central (f.o.b.)							
-- Mostly	:: 0.2075 - 0.2325	:: 0.2075 - 0.2325	:: 0.2075 - 0.2325	:: 0.2075 - 0.2325	::	:: 0.2200	: 0.1740
-- West (f.o.b.)							
-- Mostly	:: 0.2100 - 0.2150	:: 0.2100 - 0.2150	:: 0.2100 - 0.2150	:: 0.2100 - 0.2150	::	:: 0.2125	: 0.1736
-- Northeast Extra Grade (f.o.b.)	:: 0.1900 - 0.2100	:: 0.1800 - 0.2100	:: 0.1850 - 0.2000	:: 0.1850 - 0.2100	::	:: 0.1963	: 0.2019
-- Mostly	:: 0.1900 - 0.2000	:: 0.1900 - 0.2000	:: 0.1900 - 0.2000	:: 0.1900 - 0.2000	::	:: 0.1950	: 0.2000
-- Northeast Extra Grade (f.o.b.)	:: 0.1925 - 0.2150	:: 0.2125 - 0.2175	:: 0.2125 - 0.2175	:: 0.2125 - 0.2175	::	:: 0.2122	: 0.1782
-- Northeast Usph Grade A(f.o.b.)	:: 0.2300 - 0.2350	:: 0.2225 - 0.2350	:: 0.2225 - 0.2350	:: 0.2225 - 0.2350	::	:: 0.2297	: 0.1980
-- Southeast Extra Grade (Delvd)	:: 0.2325 - 0.2500	:: 0.2325 - 0.2500	:: 0.2325 - 0.2500	:: 0.2325 - 0.2500	::	:: 0.2413	: 0.2061
WHEY PROTEIN CONCENTRATE							
-- Central And West (f.o.b.)							
-- Edible 34% Protein	:: 0.5400 - 0.5800	:: 0.5450 - 0.5900	:: 0.5500 - 0.6100	:: 0.5600 - 0.6250	::	:: 0.5750	: 0.5694
-- Mostly	:: 0.5600 - 0.5700	:: 0.5650 - 0.5800	:: 0.5725 - 0.5925	:: 0.5825 - 0.6025	::	:: 0.5781	: 0.5758
ANIMAL FEED - WHEY							
-- Central (f.o.b.)							
-- Milk Replacer	:: 0.1925 - 0.2075	:: 0.1925 - 0.2075	:: 0.1925 - 0.2075	:: 0.1925 - 0.2075	::	:: 0.2000	: 0.1606
-- Standard	:: 0.1875 - 0.1975	:: 0.1875 - 0.1975	:: 0.1875 - 0.1975	:: 0.1875 - 0.1975	::	:: 0.1925	: 0.1566
-- Roller Ground	:: 0.2275 - 0.2325	:: 0.2275 - 0.2325	:: 0.2275 - 0.2325	:: 0.2275 - 0.2325	::	:: 0.2300	: 0.1840
-- Delactose	:: 0.3200 - 0.3550	:: 0.3300 - 0.3575	:: 0.3350 - 0.3650	:: 0.3400 - 0.3700	::	:: 0.3466	: 0.3070
-- Northeast (f.o.b.)							
-- Milk Replacer	:: 0.1900 - 0.2100	:: 0.1900 - 0.2100	:: 0.1900 - 0.2100	:: 0.1900 - 0.2100	::	:: 0.2000	: TFEWR
BUTTERMILK (Min. 30% protein)							
-- Central (f.o.b.)	:: 1.1050 - 1.1800	:: 1.1400 - 1.2100	:: 1.1750 - 1.3000	:: 1.1750 - 1.3400	::	:: 1.2031	: 0.8916
-- West (f.o.b.)	:: 1.0700 - 1.1300	:: 1.1000 - 1.2200	:: 1.1300 - 1.3000	:: 1.1900 - 1.3000	::	:: 1.1800	: 0.8690
-- Mostly	:: TFEWR	:: TFEWR	:: TFEWR	:: TFEWR	::	:: TFEWR	: 0.8673
-- Northeast (f.o.b.)	:: 1.0300 - 1.2000	:: 1.0400 - 1.2000	:: 1.0600 - 1.2500	:: 1.0900 - 1.2500	::	:: 1.1400	: 0.9025
-- Southeast (Delvd)	:: 1.1100 - 1.1850	:: 1.1525 - 1.2300	:: 1.1850 - 1.2500	:: 1.1850 - 1.2800	::	:: 1.1972	: 0.9276
WHOLE MILK POWDER							
-- National							
-- F.O.B. Producing Plant	:: 1.2950 - 1.3500	:: 1.3500 - 1.3800	:: 1.3500 - 1.3800	:: 1.3500 - 1.3800	::	:: 1.3544	: 1.1520
LACTOSE							
-- Central And West (f.o.b.)	:: 0.1550 - 0.2200	:: 0.1550 - 0.2200	:: 0.1550 - 0.2200	:: 0.1550 - 0.2200	::	:: 0.1875	: 0.1600
-- Mostly	:: 0.1700 - 0.1950	:: 0.1700 - 0.1950	:: 0.1700 - 0.1950	:: 0.1700 - 0.1950	::	:: 0.1825	: 0.1545
CASEIN - Edible - National (f.o.b.)							
-- Nonrestricted - Remnet	:: 2.6000 - 2.7200	:: 2.6000 - 2.7000	:: 2.6000 - 2.7000	:: 2.6000 - 2.7000	::	:: 2.6525	: 2.3034
-- Nonrestricted - Acid	:: 2.6000 - 2.7000	:: 2.6000 - 2.7000	:: 2.6000 - 2.7000	:: 2.6000 - 2.7000	::	:: 2.6500	: 2.5205

MONTHLY SUMMARY AND AVERAGES FOR JULY 1996 1/ - (UNLESS OTHERWISE NOTED, PRICES ARE DOLLARS PER POUND, CL/TL)

COMMODITY	REPORT NUMBER 27 JUL 01 - 05	REPORT NUMBER 28 JUL 08 - 12	REPORT NUMBER 29 JUL 15 - 19	REPORT NUMBER 30 JUL 22 - 26	REPORT NUMBER 31 JUL 29 - 31	1996 Average or Total	1995 Average or Total
BUTTER							
CHICAGO (WSP) 2/ (Delivered in Bulk in Fiber Boxes) (Prices Issued Tues, Thurs and Fri)							
TUESDAY							
-- Grade AA	:: 1.5000 - 1.5100	:: 1.5000 - 1.5100	:: 1.5300 - 1.5400	:: 1.5300 - 1.5400	:: 1.5300 - 1.5400	::	::
-- Grade A	:: 1.4400 - 1.4500	:: 1.4400 - 1.4500	:: 1.4400 - 1.4500	:: 1.4700 - 1.4800	:: 1.4500 - 1.4600	::	::
WEDNESDAY/THURSDAY							
-- Grade AA	:: 1.5000 - 1.5100	:: 1.5000 - 1.5100	:: 1.5300 - 1.5400	:: 1.5300 - 1.5400	::	::	::
-- Grade A	:: 1.4400 - 1.4500	:: 1.4400 - 1.4500	:: 1.4400 - 1.4500	:: 1.4700 - 1.4800	::	::	::
FRIDAY							
-- Grade AA	:: 1.5000 - 1.5100	:: 1.5000 - 1.5100	:: 1.5300 - 1.5400	:: 1.5300 - 1.5400	::	:: 1.5212	:: 0.8050
-- Grade A	:: 1.4400 - 1.4500	:: 1.4400 - 1.4500	:: 1.4400 - 1.4500	:: 1.4700 - 1.4800	::	:: 1.4527	:: 0.7450
CHICAGO MERCANTILE EXCHANGE 3/							
-- Grade AA	:: 1.5000	:: 1.5300	:: 1.5300	:: 1.5300	::	:: 1.5194	:: 0.8065
-- Grade A	:: 1.4400	:: 1.4400	:: 1.4700	:: 1.4500	::	:: 1.4487	:: 0.7465
-- Grade B	:: 1.4400	:: 1.4400	:: 1.4700	:: 1.4500	::	:: 1.4487	:: 0.7465
CENTRAL STATES PRINT (f.o.b. LTL)							
-- Grade AA, 1/4 Lb. Prints	:: 1.6000 - 2.0075	:: 1.6000 - 2.0075	:: 1.6300 - 2.0375	:: 1.6300 - 2.0375	:: 1.6300 - 2.0375	:: 1.8215	:: 1.1013
-- Grade AA, 1 Lb. Prints	:: 1.5650 - 1.7275	:: 1.5650 - 1.7275	:: 1.5950 - 1.7575	:: 1.5950 - 1.7575	:: 1.5950 - 1.7575	:: 1.6640	:: 0.9488
-- Grade AA, Chips/Patties	:: 1.5900 - 1.8000	:: 1.5900 - 1.8000	:: 1.6200 - 1.8300	:: 1.6200 - 1.8300	:: 1.6200 - 1.8300	:: 1.7127	:: 0.9975
-- Grade AA, Reddies	:: 1.6725 - 1.9100	:: 1.6725 - 1.9100	:: 1.7025 - 1.9400	:: 1.7025 - 1.9400	:: 1.7025 - 1.9400	:: 1.8090	:: 1.0950
-- Grade AA, Continentals	:: 1.8300 - 2.0200	:: 1.8300 - 2.0200	:: 1.8600 - 2.0500	:: 1.8600 - 2.0500	:: 1.8600 - 2.0500	:: 1.9427	:: 1.2275
NORTHEAST PRINT (Delivered, LTL)							
-- Grade AA, 1/4 Lb. Prints	:: 1.7100 - 1.9375	:: 1.7100 - 1.9375	:: 1.7400 - 1.9675	:: 1.7400 - 1.9675	:: 1.7400 - 1.9675	:: 1.8415	:: 1.1275
-- Grade AA, 1 Lb. Prints	:: 1.6250 - 1.8175	:: 1.6250 - 1.8175	:: 1.6550 - 1.8475	:: 1.6550 - 1.8475	:: 1.6550 - 1.8475	:: 1.7390	:: 1.0338
-- Grade AA, Chips/Patties	:: 1.6875 - 1.8575	:: 1.6875 - 1.8575	:: 1.7175 - 1.8875	:: 1.7175 - 1.8875	:: 1.7175 - 1.8875	:: 1.7902	:: 1.0850
-- Grade AA, Reddies	:: 1.7625 - 1.9675	:: 1.7625 - 1.9675	:: 1.7925 - 1.9975	:: 1.7925 - 1.9975	:: 1.7925 - 1.9975	:: 1.8827	:: 1.1775
-- Grade AA, Continentals	:: 1.8425 - 2.0175	:: 1.8425 - 2.0175	:: 1.8725 - 2.0475	:: 1.8725 - 2.0475	:: 1.8725 - 2.0475	:: 1.9477	:: 1.2425
CALIFORNIA PRINT (Delivered, LTL)							
-- Grade AA, 1/4 Lb. Prints	:: 1.8325 - 1.8850	:: 1.8325 - 1.8850	:: 1.8325 - 1.8850	:: 1.8325 - 1.8850	:: 1.8325 - 1.8850	:: 1.8588	:: 1.1450
-- Grade AA, 1 Lb. Prints	:: 1.7225 - 1.7750	:: 1.7225 - 1.7750	:: 1.7525 - 1.8050	:: 1.7525 - 1.8050	:: 1.7525 - 1.8050	:: 1.7665	:: 1.0381
-- Grade AA, Patties	:: 1.7750 - 1.9225	:: 1.7750 - 1.9225	:: 1.8050 - 1.9525	:: 1.8050 - 1.9525	:: 1.8050 - 1.9525	:: 1.8665	:: 1.1413
-- Grade AA, Reddies	:: 1.8800 - 1.9025	:: 1.8800 - 1.9025	:: 1.9100 - 1.9325	:: 1.9100 - 1.9325	:: 1.9100 - 1.9325	:: 1.9090	:: 1.2371
CALIFORNIA PLANIS PRINT (f.o.b. LTL)							
-- Grade AA, 1/4 Lb. Prints	:: 1.5000 - 1.5675	:: 1.5000 - 1.5675	:: 1.5400 - 1.5975	:: 1.5400 - 1.5975	:: 1.5400 - 1.5975	:: 1.5544	:: 0.8275
CHEESE							
NATIONAL CHEESE EXCHANGE 3/							
-- Barrels	:: 1.4600	:: 1.5175	:: 1.5575	:: 1.5775	::	:: 1.5169	:: 1.2165
-- 40# Blocks	:: 1.5100	:: 1.5600	:: 1.6000	:: 1.6200	::	:: 1.5623	:: 1.2503
-- 640# Blocks	:: 1.4900	:: 1.4900	:: -----	:: -----	::	:: N.A.*	:: 1.2381
WISCONSIN ASSEMBLY POINTS (f.o.b.)							
-- Cheddar Barrels	:: 1.4475 - 1.4675	:: 1.4600 - 1.4900	:: 1.5175 - 1.5475	:: 1.5575 - 1.5875	:: 1.5775 - 1.6075	:: 1.5231	:: 1.2282
-- Cheddar 40# Blocks	:: 1.5000 - 1.5500	:: 1.5100 - 1.5600	:: 1.5600 - 1.6100	:: 1.6100 - 1.6500	:: 1.6300 - 1.6700	:: 1.5818	:: 1.2670
WISCONSIN (WSP, Delivered, LTL)							
-- Process American 5# Loaf	:: 1.6300 - 1.7400	:: 1.6300 - 1.7400	:: 1.6300 - 1.8000	:: 1.6300 - 1.8000	:: 1.6800 - 1.8100	:: 1.7068	:: 1.4927
-- Brick And/Or Muenster 5#	:: 1.7600 - 1.9550	:: 1.7600 - 1.9650	:: 1.8200 - 2.0150	:: 1.8200 - 2.0550	:: 1.8200 - 2.0750	:: 1.9027	:: 1.5954
-- Cheddar 40# Block	:: 1.7500 - 1.7825	:: 1.7500 - 1.7825	:: 1.7825 - 1.8100	:: 1.7825 - 1.8500	:: 1.7825 - 1.8700	:: 1.7926	:: 1.6416
-- Monterey Jack 10#	:: 1.7825 - 1.9500	:: 1.7825 - 1.9600	:: 1.7825 - 2.0100	:: 1.7825 - 2.0500	:: 1.7825 - 2.0700	:: 1.8938	:: 1.7138
-- Blue 5#	:: 2.0975 - 2.3400	:: 2.1075 - 2.3400	:: 2.1575 - 2.4000	:: 2.1975 - 2.4000	:: 2.2175 - 2.4000	:: 2.2640	:: 1.9629
-- Provolone 10 - 12#	:: 1.8900 - 1.9875	:: 1.8900 - 1.9975	:: 1.9500 - 2.0475	:: 1.9500 - 2.0875	:: 1.9500 - 2.1075	:: 1.9840	:: 1.8150
-- Mozzarella 5 - 6#	:: 1.7825 - 1.8625	:: 1.7825 - 1.8725	:: 1.7825 - 1.9225	:: 1.7825 - 1.9625	:: 1.7825 - 1.9825	:: 1.8500	:: 1.6838
-- Grade A Swiss Cuts 6 - 9#	:: 2.1300 - 2.3375	:: 2.1300 - 2.3575	:: 2.1300 - 2.3575	:: 2.1300 - 2.3575	:: 2.1300 - 2.3575	:: 2.2419	:: 2.2088
NORTHEAST (WSP, Delivered, LTL)							
-- Cheddar 10# Prints	:: 1.5650 - 1.9825	:: 1.5650 - 1.9925	:: 1.5650 - 2.0425	:: 1.5650 - 2.0825	:: 1.6350 - 2.1025	:: 1.8060	:: 1.5966
-- Cheddar Single Daisies	:: 1.5350 - 1.9775	:: 1.5350 - 1.9875	:: 1.5350 - 2.0375	:: 1.5350 - 2.0775	:: 1.6050 - 2.0975	:: 1.7885	:: 1.5570
-- Cheddar 40# Block	:: 1.6375 - 1.7875	:: 1.6475 - 1.7975	:: 1.6975 - 1.8475	:: 1.7375 - 1.8875	:: 1.7575 - 1.9075	:: 1.7675	:: 1.4620
-- Process 5# Loaf	:: 1.6400 - 1.7975	:: 1.6525 - 1.8100	:: 1.7025 - 1.8675	:: 1.7025 - 1.9075	:: 1.7700 - 1.9275	:: 1.7740	:: 1.4923
-- Process 5# Sliced	:: 1.6775 - 1.8100	:: 1.6900 - 1.8225	:: 1.7125 - 1.8800	:: 1.7125 - 1.9200	:: 1.7825 - 1.9400	:: 1.7910	:: 1.5331
-- Muenster	:: 1.6725 - 1.9875	:: 1.6825 - 1.9975	:: 1.7325 - 2.0375	:: 1.7725 - 2.0775	:: 1.7925 - 2.0975	:: 1.8820	:: 1.5808
-- Grade A Swiss Cuts 10 - 14#	:: 1.9500 - 2.3675	:: 1.9500 - 2.3675	:: 1.9500 - 2.3675	:: 1.9500 - 2.3675	:: 1.9500 - 2.3675	:: 2.1588	:: 2.1588
WEST COAST (WSP, Delivered, LTL)							
-- Process 5# Loaf	:: 1.6100 - 1.8950	:: 1.6100 - 1.9000	:: 1.6100 - 1.9500	:: 1.6100 - 1.9900	:: 1.6100 - 2.0100	:: 1.7780	:: 1.5721
-- Cheddar 40# Block	:: 1.7050 - 1.7575	:: 1.7050 - 1.7675	:: 1.7050 - 1.8175	:: 1.7050 - 1.8575	:: 1.7050 - 1.8775	:: 1.7588	:: 1.5754
-- Cheddar 10# Cuts	:: 1.7500 - 2.1200	:: 1.7500 - 2.1300	:: 1.7500 - 2.1800	:: 1.7500 - 2.2200	:: 1.7500 - 2.2400	:: 1.9625	:: 1.7117
-- Monterey Jack 10#	:: 1.7500 - 1.9800	:: 1.7500 - 1.9900	:: 1.7500 - 2.0400	:: 1.7500 - 2.0800	:: 1.7500 - 2.1000	:: 1.8925	:: 1.6541
-- Grade A Swiss Cuts 6 - 9#	:: 2.1100 - 2.3225	:: 2.1100 - 2.4700	:: 2.1100 - 2.4700	:: 2.1100 - 2.4700	:: 2.1100 - 2.4900	:: 2.2780	:: 2.2013

* Trading of 640# blocks was discontinued on July 19, 1996.

MONTHLY SUMMARY AND AVERAGES FOR JULY 1996 1/ - (UNLESS OTHERWISE NOTED, PRICES ARE DOLLARS PER POUND, CL/TL)

COMMODITY	REPORT NUMBER 27 JUL 01 - 05	REPORT NUMBER 28 JUL 08 - 12	REPORT NUMBER 29 JUL 15 - 19	REPORT NUMBER 30 JUL 22 - 26	REPORT NUMBER 31 JUL 29 - 31	1996 Average or Total	1995 Average or Total
FLUID AND DRY PRODUCTS							
SPOT PRICES OF CLASS II CREAM (\$ per lb. butterfat)							
-- Northeast (f.o.b.)	2.0592 - 2.3328	2.0592 - 2.3328	2.0592 - 2.3328	1.9845 - 2.2932	1.9575 - 2.2620	2.1713	1.1351
-- Atlanta (delvld)	2.0350 - 2.3760	2.0350 - 2.3760	2.0755 - 2.3760	1.9845 - 2.2785	1.9575 - 2.2475	2.1792	1.1593
-- Upper Midwest (f.o.b.)	2.1168 - 2.1600	2.1168 - 2.3040	2.1168 - 2.2320	2.1609 - 2.2344	2.1025 - 2.2040	2.1784	N.A.
SPOT PRICES OF CONDENSED SKIM (\$ per lb. wet solids)							
-- Northeast (f.o.b.)	1.1700 - 1.2600	1.1500 - 1.2600	1.1500 - 1.2600	1.1500 - 1.2600	1.1450 - 1.2600	1.2088	1.2193
WISCONSIN FLUID MILK SHIPMENTS							
-- Loads Shipped from Wisconsin Shipping Points	42	49	24	32	0	147	0
NATIONAL EVAPORATED MILK (\$ per Case) (Case - 48 - 12 fluid oz cans)							
-- Delivered Major U.S. Cities	19.5000 - 29.5000	19.5000 - 29.5000	20.2000 - 29.5000	20.2000 - 29.5000	20.2000 - 29.5000	24.7068	24.3750
NONFAT DRY MILK							
-- Central (f.o.b.)	1.2800 - 1.3900	1.2800 - 1.3700	1.2800 - 1.3700	1.2700 - 1.3700	1.2700 - 1.3800	1.3257	1.0669
-- Extra And Grade A	1.2800 - 1.3100	1.2800 - 1.3100	1.2900 - 1.3000	1.2900 - 1.3000	1.2900 - 1.3000	1.2950	1.0586
-- Mostly	1.2800 - 1.3100	1.2800 - 1.3100	1.2900 - 1.3000	1.2900 - 1.3000	1.2900 - 1.3000	1.2950	1.0586
-- West (f.o.b.)	1.2200 - 1.3200	1.2200 - 1.3200	1.2100 - 1.3200	1.1900 - 1.3000	1.1900 - 1.3100	1.2605	1.0419
-- Low/Medium Heat	1.2200 - 1.3200	1.2200 - 1.3200	1.2100 - 1.3200	1.1900 - 1.3000	1.1900 - 1.3100	1.2605	1.0419
-- Mostly	1.2800 - 1.3000	1.2800 - 1.3000	1.2600 - 1.3000	1.2400 - 1.2600	1.2200 - 1.2500	1.2711	1.0366
-- High Heat	1.3100 - 1.3500	1.2900 - 1.3500	1.2600 - 1.3600	1.2600 - 1.3400	1.2500 - 1.3300	1.3109	1.0508
-- Northeast (f.o.b.)	1.2800 - 1.4200	1.2800 - 1.4200	1.2800 - 1.4200	1.2800 - 1.3800	1.2600 - 1.3800	1.3414	1.0771
-- Extra & Grade A	1.2800 - 1.4200	1.2800 - 1.4200	1.2800 - 1.4200	1.2800 - 1.3800	1.2600 - 1.3800	1.3414	1.0771
-- Southeast (Delvld)	1.3050 - 1.3350	1.3050 - 1.3800	1.3050 - 1.3800	1.3050 - 1.3800	1.3050 - 1.3800	1.3384	1.0945
-- Extra & Grade A	1.3050 - 1.3350	1.3050 - 1.3800	1.3050 - 1.3800	1.3050 - 1.3800	1.3050 - 1.3800	1.3384	1.0945
WHEY POWDER (Nonhygroscopic)							
-- Central (f.o.b.)	0.2075 - 0.2325	0.2075 - 0.2325	0.2100 - 0.2350	0.2200 - 0.2400	0.2250 - 0.2450	0.2249	0.1838
-- Mostly	0.2100 - 0.2150	0.2125 - 0.2175	0.2175 - 0.2225	0.2225 - 0.2275	0.2275 - 0.2325	0.2200	0.1833
-- West (f.o.b.)	0.1900 - 0.2050	0.1900 - 0.2050	0.1900 - 0.2050	0.1950 - 0.2100	0.1950 - 0.2200	0.2000	0.1983
-- Mostly	0.1900 - 0.2000	0.1900 - 0.2000	0.1950 - 0.2000	0.1950 - 0.2025	0.1975 - 0.2100	0.1976	0.2008
-- Northeast Extra Grade (f.o.b.)	0.2125 - 0.2175	0.2125 - 0.2175	0.2150 - 0.2200	0.2200 - 0.2250	0.2250 - 0.2300	0.2190	0.1860
-- Northeast Usph Grade A(f.o.b.)	0.2175 - 0.2350	0.2175 - 0.2350	0.2225 - 0.2350	0.2300 - 0.2350	0.2300 - 0.2375	0.2293	0.1948
-- Southeast Extra Grade (Delvld)	0.2325 - 0.2500	0.2350 - 0.2500	0.2350 - 0.2575	0.2400 - 0.2700	0.2350 - 0.2700	0.2473	0.2073
WHEY PROTEIN CONCENTRATE							
-- Central And West (f.o.b.)	0.5700 - 0.6300	0.5825 - 0.6300	0.5900 - 0.6400	0.6000 - 0.6650	0.6125 - 0.6725	0.6180	0.5633
-- Edible 34% Protein	0.5700 - 0.6300	0.5825 - 0.6300	0.5900 - 0.6400	0.6000 - 0.6650	0.6125 - 0.6725	0.6180	0.5633
-- Mostly	0.5925 - 0.6125	0.6000 - 0.6200	0.6100 - 0.6300	0.6200 - 0.6500	0.6300 - 0.6600	0.6214	0.5694
ANIMAL FEED - WHEY							
-- Central (f.o.b.)	0.1925 - 0.2075	0.1925 - 0.2075	0.1950 - 0.2100	0.2000 - 0.2150	0.2100 - 0.2200	0.2043	0.1718
-- Milk Replacer	0.1875 - 0.1975	0.1900 - 0.2000	0.1950 - 0.2000	0.2000 - 0.2100	0.2050 - 0.2100	0.1991	0.1661
-- Standard	0.2275 - 0.2325	0.2275 - 0.2325	0.2275 - 0.2325	0.2275 - 0.2350	0.2275 - 0.2400	0.2308	0.1822
-- Roller Ground	0.2275 - 0.2325	0.2275 - 0.2325	0.2275 - 0.2325	0.2275 - 0.2350	0.2275 - 0.2400	0.2308	0.1822
-- Delactose	0.3450 - 0.3750	0.3450 - 0.3800	0.3500 - 0.3850	0.3550 - 0.3900	0.3600 - 0.3900	0.3672	0.2755
-- Northeast (f.o.b.)	0.1900 - 0.2100	0.1900 - 0.2100	0.1900 - 0.2100	TFEWR	TFEWR	TFEWR	TFEWR
-- Milk Replacer	0.1900 - 0.2100	0.1900 - 0.2100	0.1900 - 0.2100	TFEWR	TFEWR	TFEWR	TFEWR
BUTTERMILK (Min. 30% protein)							
-- Central (f.o.b.)	1.2500 - 1.3500	1.3000 - 1.4500	1.3750 - 1.5000	1.3750 - 1.5000	1.3750 - 1.5000	1.3983	0.8748
-- West (f.o.b.)	1.2150 - 1.4000	1.3000 - 1.5000	1.3475 - 1.5000	1.3800 - 1.5000	1.4400 - 1.5600	1.4113	0.8443
-- Mostly	TFEWR	TFEWR	TFEWR	TFEWR	TFEWR	TFEWR	0.8450
-- Northeast (f.o.b.)	1.0900 - 1.3400	1.1100 - 1.3400	1.1300 - 1.3400	1.1300 - 1.4375	1.2000 - 1.4500	1.2524	0.8743
-- Southeast (Delvld)	1.2675 - 1.3150	1.2800 - 1.3150	1.3400 - 1.3850	1.3400 - 1.3850	1.3400 - 1.4400	1.3385	0.9110
WHOLE MILK POWDER							
-- National	1.3500 - 1.3800	1.3500 - 1.4800	1.3700 - 1.4800	1.3700 - 1.5500	1.3700 - 1.5500	1.4245	1.1659
-- F.O.B. Producing Plant	1.3500 - 1.3800	1.3500 - 1.4800	1.3700 - 1.4800	1.3700 - 1.5500	1.3700 - 1.5500	1.4245	1.1659
LACTOSE							
-- Central And West (f.o.b.)	0.1800 - 0.2200	0.1800 - 0.2200	0.1800 - 0.2250	0.1800 - 0.2250	0.1800 - 0.2250	0.2015	0.1650
-- Mostly	0.1850 - 0.2050	0.1850 - 0.2050	0.1850 - 0.2050	0.1850 - 0.2050	0.1850 - 0.2050	0.1950	0.1615
CASEIN - Edible - National (f.o.b.)							
-- Nonrestricted - Rennet	2.5000 - 2.6500	2.5000 - 2.6500	2.5000 - 2.6500	2.5000 - 2.6500	2.5000 - 2.6500	2.5750	2.4950
-- Nonrestricted - Acid	2.4500 - 2.6000	2.4500 - 2.6000	2.4500 - 2.6000	2.4500 - 2.6000	2.4500 - 2.6000	2.5250	2.6500

MONTHLY SUMMARY AND AVERAGES FOR AUGUST 1996 1/ - (UNLESS OTHERWISE NOTED, PRICES ARE DOLLARS PER POUND, CL/TL)

COMMODITY	REPORT NUMBER 31	REPORT NUMBER 32	REPORT NUMBER 33	REPORT NUMBER 34	REPORT NUMBER 35	1996	1995
	AUG 01 - 02	AUG 05 - 09	AUG 12 - 16	AUG 19 - 23	AUG 26 - 30	or Total	or Total
						Average	Average
BUTTER							
CHICAGO (WSP) 2/ (Delivered in Bulk in Fiber Boxes) (Prices Issued Tues, Thurs and Fri)							
TUESDAY							
-- Grade AA	:: -	:: 1.5300 - 1.5400	:: 1.5300 - 1.5400	:: 1.5300 - 1.5400	:: 1.5300 - 1.5400	::	::
-- Grade A	:: -	:: 1.4500 - 1.4600	:: 1.4500 - 1.4600	:: 1.4500 - 1.4600	:: 1.4500 - 1.4600	::	::
THURSDAY							
-- Grade AA	:: 1.5300 - 1.5400	:: 1.5300 - 1.5400	:: 1.5300 - 1.5400	:: 1.5300 - 1.5400	:: 1.5300 - 1.5400	::	::
-- Grade A	:: 1.4500 - 1.4600	:: 1.4500 - 1.4600	:: 1.4500 - 1.4600	:: 1.4500 - 1.4600	:: 1.4500 - 1.4600	::	::
FRIDAY							
-- Grade AA	:: 1.5300 - 1.5400	:: 1.5300 - 1.5400	:: 1.5300 - 1.5400	:: 1.5300 - 1.5400	:: 1.5300 - 1.5400	:: 1.5350	:: 0.8550
-- Grade A	:: 1.4500 - 1.4600	:: 1.4500 - 1.4600	:: 1.4500 - 1.4600	:: 1.4500 - 1.4600	:: 1.4500 - 1.4600	:: 1.4550	:: 0.7950
CHICAGO MERCANTILE EXCHANGE 3/							
-- Grade AA	:: 1.5300	:: 1.5300	:: 1.5300	:: 1.5300	:: 1.5300	:: 1.5300	:: 0.8500
-- Grade A	:: 1.4500	:: 1.4500	:: 1.4500	:: 1.4500	:: 1.4500	:: 1.4500	:: 0.7900
-- Grade B	:: 1.4500	:: 1.4500	:: 1.4500	:: 1.4500	:: 1.4500	:: 1.4500	:: 0.7900
CENTRAL STATES PRINT (f.o.b. LTL)							
-- Grade AA, 1/4 Lb. Prints	:: 1.6300 - 2.0375	:: 1.6300 - 2.0375	:: 1.6300 - 2.0375	:: 1.6300 - 2.0375	:: 1.6300 - 2.0375	:: 1.8338	:: 1.1488
-- Grade AA, 1 Lb. Prints	:: 1.5950 - 1.7575	:: 1.5950 - 1.7575	:: 1.5950 - 1.7575	:: 1.5950 - 1.7575	:: 1.5950 - 1.7575	:: 1.6763	:: 0.9963
-- Grade AA, Chips/Patties	:: 1.6200 - 1.8300	:: 1.6200 - 1.8300	:: 1.6200 - 1.8300	:: 1.6200 - 1.8300	:: 1.6200 - 1.8300	:: 1.7250	:: 1.0450
-- Grade AA, Reddies	:: 1.7025 - 1.9400	:: 1.7025 - 1.9400	:: 1.7025 - 1.9400	:: 1.7025 - 1.9400	:: 1.7025 - 1.9400	:: 1.8213	:: 1.1425
-- Grade AA, Continentals	:: 1.8600 - 2.0500	:: 1.8600 - 2.0500	:: 1.8600 - 2.0500	:: 1.8600 - 2.0500	:: 1.8600 - 2.0500	:: 1.9550	:: 1.2750
NORTHEAST PRINT (Delivered, LTL)							
-- Grade AA, 1/4 Lb. Prints	:: 1.7400 - 1.9675	:: 1.7400 - 1.9675	:: 1.7400 - 1.9675	:: 1.7400 - 1.9675	:: 1.7400 - 1.9675	:: 1.8538	:: 1.1750
-- Grade AA, 1 Lb. Prints	:: 1.6550 - 1.8475	:: 1.6550 - 1.8475	:: 1.6550 - 1.8475	:: 1.6550 - 1.8475	:: 1.6550 - 1.8475	:: 1.7513	:: 1.0813
-- Grade AA, Chips/Patties	:: 1.7175 - 1.8875	:: 1.7175 - 1.8875	:: 1.7175 - 1.8875	:: 1.7175 - 1.8875	:: 1.7175 - 1.8875	:: 1.8025	:: 1.1325
-- Grade AA, Reddies	:: 1.7925 - 1.9975	:: 1.7925 - 1.9975	:: 1.7925 - 1.9975	:: 1.7925 - 1.9975	:: 1.7925 - 1.9975	:: 1.8950	:: 1.2250
-- Grade AA, Continentals	:: 1.8725 - 2.0475	:: 1.8725 - 2.0475	:: 1.8725 - 2.0475	:: 1.8725 - 2.0475	:: 1.8725 - 2.0475	:: 1.9600	:: 1.2900
CALIFORNIA PRINT (Delivered, LTL)							
-- Grade AA, 1/4 Lb. Prints	:: 1.8325 - 1.8850	:: 1.8325 - 1.8850	:: 1.8325 - 1.8850	:: 1.8325 - 1.8850	:: 1.8325 - 1.8850	:: 1.8588	:: 1.1925
-- Grade AA, 1 Lb. Prints	:: 1.7525 - 1.8050	:: 1.7525 - 1.8050	:: 1.7525 - 1.8050	:: 1.7525 - 1.8050	:: 1.7525 - 1.8050	:: 1.7788	:: 1.0725
-- Grade AA, Patties	:: 1.8050 - 1.9525	:: 1.8050 - 1.9525	:: 1.8050 - 1.9525	:: 1.8050 - 1.9525	:: 1.8050 - 1.9525	:: 1.8788	:: 1.1888
-- Grade AA, Reddies	:: 1.9100 - 1.9325	:: 1.9100 - 1.9325	:: 1.9100 - 1.9325	:: 1.9100 - 1.9325	:: 1.9100 - 1.9325	:: 1.9213	:: 1.2775
CALIFORNIA PLANTS PRINT (f.o.b. LTL)							
-- Grade AA, 1/4 Lb. Prints	:: 1.5400 - 1.5975	:: 1.5400 - 1.5975	:: 1.5400 - 1.5975	:: 1.5400 - 1.5975	:: 1.5400 - 1.5975	:: 1.5688	:: 0.8750
CHEESE							
NATIONAL CHEESE EXCHANGE 3/							
-- Barrels	:: 1.5775	:: 1.5775	:: 1.5775	:: 1.6300	:: 1.6675	:: 1.5952	:: 1.2465
-- 40# Blocks	:: 1.6200	:: 1.6200	:: 1.6200	:: 1.6700	:: 1.6900	:: 1.6358	:: 1.3037
WISCONSIN ASSEMBLY POINTS (f.o.b.)							
-- Cheddar Barrels	:: 1.5775 - 1.6075	:: 1.5775 - 1.6100	:: 1.5775 - 1.6100	:: 1.5775 - 1.6075	:: 1.6300 - 1.6600	:: 1.6050	:: 1.2527
-- Cheddar 40# Blocks	:: 1.6300 - 1.6700	:: 1.6300 - 1.6725	:: 1.6400 - 1.6725	:: 1.6500 - 1.7400	:: 1.6900 - 1.7300	:: 1.6756	:: 1.3222
WISCONSIN (WSP, Delivered, LTL)							
-- Process American 5# Loaf	:: 1.6800 - 1.8100	:: 1.6800 - 1.8400	:: 1.6800 - 1.8400	:: 1.6800 - 1.8400	:: 1.6800 - 1.8425	:: 1.7589	:: 1.5095
-- Brick And/Or Muenster 5#	:: 1.8200 - 2.0750	:: 1.8600 - 2.0750	:: 1.8600 - 2.0750	:: 1.8600 - 2.0750	:: 1.8600 - 2.1250	:: 1.9714	:: 1.6284
-- Cheddar 40# Block	:: 1.7825 - 1.8700	:: 1.7825 - 1.8700	:: 1.7825 - 1.8700	:: 1.7825 - 1.8700	:: 1.7825 - 1.9200	:: 1.8319	:: 1.6488
-- Monterey Jack 10#	:: 1.7825 - 2.0700	:: 1.7825 - 2.0700	:: 1.7825 - 2.0700	:: 1.8825 - 2.0700	:: 1.8825 - 2.1200	:: 1.9547	:: 1.7267
-- Blue 5#	:: 2.2175 - 2.4000	:: 2.2175 - 2.4400	:: 2.2175 - 2.4400	:: 2.2175 - 2.4400	:: 2.2675 - 2.4400	:: 2.3326	:: 1.9929
-- Provolone 10 - 12#	:: 1.9500 - 2.1075	:: 1.9900 - 2.1075	:: 1.9900 - 2.1075	:: 1.9900 - 2.1075	:: 1.9900 - 2.1575	:: 2.0526	:: 1.8089
-- Mozzarella 5 - 6#	:: 1.7825 - 1.9825	:: 1.7825 - 1.9825	:: 1.7825 - 1.9825	:: 1.8350 - 1.9825	:: 1.8350 - 2.0325	:: 1.9001	:: 1.6907
-- Grade A Swiss Cuts 6 - 9#	:: 2.1300 - 2.3575	:: 2.1300 - 2.3575	:: 2.1300 - 2.3575	:: 2.2200 - 2.3575	:: 2.2200 - 2.5050	:: 2.2810	:: 2.2088
NORTHEAST (WSP, Delivered, LTL)							
-- Cheddar 10# Prints	:: 1.6350 - 2.1025	:: 1.6350 - 2.1025	:: 1.6350 - 2.1025	:: 1.6350 - 2.1025	:: 1.6350 - 2.1525	:: 1.8744	:: 1.6228
-- Cheddar Single Daisies	:: 1.6050 - 2.0975	:: 1.6050 - 2.0975	:: 1.6050 - 2.0975	:: 1.6050 - 2.0975	:: 1.6050 - 2.1475	:: 1.8569	:: 1.5938
-- Cheddar 40# Block	:: 1.7575 - 1.9075	:: 1.7575 - 1.9075	:: 1.7575 - 1.9075	:: 1.7575 - 1.9075	:: 1.8075 - 1.9575	:: 1.8439	:: 1.5077
-- Process 5# Loaf	:: 1.7700 - 1.9275	:: 1.7700 - 1.9275	:: 1.7700 - 1.9275	:: 1.7700 - 1.9275	:: 1.7725 - 1.9800	:: 1.8550	:: 1.5229
-- Process 5# Sliced	:: 1.7825 - 1.9400	:: 1.7825 - 1.9400	:: 1.7825 - 1.9400	:: 1.7825 - 1.9400	:: 1.7825 - 1.9925	:: 1.8672	:: 1.5584
-- Muenster	:: 1.7925 - 2.0975	:: 1.7925 - 2.0975	:: 1.7925 - 2.0975	:: 1.7925 - 2.0975	:: 1.8425 - 2.1475	:: 1.9564	:: 1.6264
-- Grade A Swiss Cuts 10 - 14#	:: 1.9500 - 2.3675	:: 1.9500 - 2.3675	:: 1.9500 - 2.3675	:: 1.9500 - 2.3675	:: 1.9500 - 2.3675	:: 2.1588	:: 2.1588
WEST COAST (WSP, Delivered, LTL)							
-- Process 5# Loaf	:: 1.6100 - 2.0100	:: 1.6100 - 2.0100	:: 1.6100 - 2.0100	:: 1.6300 - 2.0100	:: 1.6300 - 2.0625	:: 1.8205	:: 1.5859
-- Cheddar 40# Block	:: 1.7050 - 1.8775	:: 1.7050 - 1.8775	:: 1.7050 - 1.8775	:: 1.7350 - 1.8775	:: 1.7925 - 1.9275	:: 1.8103	:: 1.5982
-- Cheddar 10# Cuts	:: 1.7500 - 2.2400	:: 1.7500 - 2.2400	:: 1.7500 - 2.2400	:: 1.8400 - 2.2400	:: 1.8425 - 2.2900	:: 2.0214	:: 1.7557
-- Monterey Jack 10#	:: 1.7500 - 2.1000	:: 1.7500 - 2.1000	:: 1.7500 - 2.1000	:: 1.8050 - 2.1000	:: 1.8425 - 2.1500	:: 1.9474	:: 1.6947
-- Grade A Swiss Cuts 6 - 9#	:: 2.1100 - 2.4900	:: 2.1100 - 2.4900	:: 2.1100 - 2.5700	:: 2.3225 - 2.5700	:: 2.3525 - 2.5700	:: 2.3790	:: 2.2013

MONTHLY SUMMARY AND AVERAGES FOR AUGUST 1996 - (UNLESS OTHERWISE NOTED, PRICES ARE DOLLARS PER POUND, CL/TL)

COMMODITY	REPORT NUMBER 31 AUG 01 - 02	REPORT NUMBER 32 AUG 05 - 09	REPORT NUMBER 33 AUG 12 - 16	REPORT NUMBER 34 AUG 19 - 23	REPORT NUMBER 35 AUG 26 - 30	1996 Average or Total	1995 Average or Total
FLUID AND DRY PRODUCTS							
SPOT PRICES OF CLASS II CREAM (\$ per lb. butterfat)							
-- Northeast (f.o.b.)	1.9575 - 2.2620	1.9575 - 2.2040	1.9575 - 2.2113	1.9575 - 2.1460	1.9575 - 2.1750	2.0743	1.2032
-- Atlanta (delvd)	1.9575 - 2.2475	1.9575 - 2.2475	1.9575 - 2.2475	1.9575 - 2.2475	1.9575 - 2.2475	2.1025	1.2305
-- Upper Midwest (f.o.b.)	2.1025 - 2.2040	2.1025 - 2.2040	2.0010 - 2.1460	2.0010 - 2.1460	2.0010 - 2.1460	2.0989	TFEWR
SPOT PRICES OF CONDENSED SKIM (\$ per lb. wet solids)							
-- Northeast (f.o.b.)	1.1450 - 1.2600	1.1450 - 1.2600	1.1600 - 1.2400	1.1600 - 1.2400	1.1600 - 1.2500	1.2019	1.2002
WISCONSIN FLUID MILK SHIPMENTS							
-- Loads Shipped from Wisconsin Shipping Points	56	47	56	72	83	314	114
NATIONAL EVAPORATED MILK (\$ per Case) (Case - 48 - 12 fluid oz cans)							
-- Delivered Major U.S. Cities	20.2000 - 29.5000	20.2000 - 29.5000	21.7800 - 29.5000	21.7800 - 29.5000	21.7800 - 29.5000	25.3886	24.3750
NONFAT DRY MILK							
-- Central (f.o.b.)	1.2700 - 1.3800	1.2500 - 1.3700	1.2500 - 1.3650	1.2500 - 1.3550	1.2600 - 1.3600	1.3091	1.0669
-- Extra And Grade A	1.2900 - 1.3000	1.2900 - 1.3000	1.2900 - 1.3000	1.2600 - 1.2900	1.2700 - 1.2900	1.2870	1.0590
-- Mostly							
-- West (f.o.b.)	1.1900 - 1.3100	1.1900 - 1.2750	1.1900 - 1.2700	1.1900 - 1.2700	1.2200 - 1.2900	1.2381	1.0441
-- Low/Medium Heat	1.2200 - 1.2500	1.2100 - 1.2400	1.2200 - 1.2400	1.2200 - 1.2500	1.2400 - 1.2500	1.2339	1.0338
-- Mostly	1.2500 - 1.3300	1.2400 - 1.3100	1.2600 - 1.3100	1.2600 - 1.3200	1.2600 - 1.3400	1.2877	1.0510
-- High Heat							
-- Northeast (f.o.b.)	1.2600 - 1.3800	1.2800 - 1.3800	1.2600 - 1.3800	1.2800 - 1.3800	1.2800 - 1.3800	1.3268	1.0793
-- Extra & Grade A	1.3050 - 1.3800	1.3200 - 1.3800	1.3200 - 1.3900	1.2900 - 1.3900	1.2900 - 1.3900	1.3459	1.0948
-- Southeast (Delvd)							
-- Extra & Grade A							
WHEY POWDER (Nonhygroscopic)							
-- Central (f.o.b.)	0.2250 - 0.2450	0.2300 - 0.2500	0.2350 - 0.2525	0.2350 - 0.2550	0.2350 - 0.2550	0.2427	0.2051
-- Mostly	0.2275 - 0.2325	0.2300 - 0.2350	0.2350 - 0.2425	0.2400 - 0.2450	0.2400 - 0.2475	0.2385	0.2037
-- West (f.o.b.)	0.1950 - 0.2200	0.1950 - 0.2225	0.1975 - 0.2350	0.2000 - 0.2400	0.2000 - 0.2450	0.2160	0.2058
-- Mostly	0.1975 - 0.2100	0.2000 - 0.2100	0.2000 - 0.2150	0.2075 - 0.2175	0.2100 - 0.2200	0.2094	0.2057
-- Northeast Extra Grade (f.o.b.)	0.2250 - 0.2300	0.2300 - 0.2350	0.2325 - 0.2375	0.2375 - 0.2425	0.2400 - 0.2475	0.2369	0.2049
-- Northeast Usph Grade A(f.o.b.)	0.2300 - 0.2375	0.2325 - 0.2400	0.2375 - 0.2525	0.2350 - 0.2525	0.2400 - 0.2525	0.2420	0.2066
-- Southeast Extra Grade (Delvd)	0.2350 - 0.2700	0.2500 - 0.2750	0.2525 - 0.2800	0.2525 - 0.2850	0.2475 - 0.2875	0.2650	0.2302
WHEY PROTEIN CONCENTRATE							
-- Central And West (f.o.b.)	0.6125 - 0.6725	0.6225 - 0.6725	0.6400 - 0.7000	0.6500 - 0.7150	0.6700 - 0.7350	0.6726	0.5807
-- Edible 34% Protein	0.6300 - 0.6600	0.6400 - 0.6600	0.6700 - 0.6800	0.6850 - 0.7050	0.6950 - 0.7250	0.6791	0.5863
-- Mostly							
ANIMAL FEED - WHEY							
-- Central (f.o.b.)	0.2100 - 0.2200	0.2200 - 0.2250	0.2225 - 0.2275	0.2275 - 0.2450	0.2300 - 0.2450	0.2289	0.1895
-- Milk Replacer	0.2050 - 0.2100	0.2075 - 0.2125	0.2075 - 0.2125	0.2150 - 0.2325	0.2200 - 0.2350	0.2169	0.1789
-- Standard	0.2275 - 0.2400	0.2275 - 0.2425	0.2275 - 0.2425	0.2425 - 0.2475	0.2425 - 0.2550	0.2403	0.2014
-- Roller Ground	0.3600 - 0.3900	0.3700 - 0.3900	0.3700 - 0.4000	0.3750 - 0.4050	0.3800 - 0.4100	0.3864	0.2717
-- Delactose							
-- Northeast (f.o.b.)							
-- Milk Replacer	TFEWR	TFEWR	TFEWR	TFEWR	TFEWR	TFEWR	TFEWR
BUTTERMILK (Min. 30% protein)							
-- Central (f.o.b.)	1.3750 - 1.5000	1.4400 - 1.6000	1.4500 - 1.6000	1.4500 - 1.6000	1.4500 - 1.6000	1.5159	0.8354
-- West (f.o.b.)	1.4400 - 1.5600	1.5000 - 1.5600	1.5100 - 1.5800	1.5100 - 1.5800	1.5450 - 1.5800	1.5415	0.8098
-- Mostly	TFEWR	TFEWR	TFEWR	TFEWR	TFEWR	TFEWR	TFEWR
-- Northeast (f.o.b.)	1.2000 - 1.4500	1.2800 - 1.4800	1.2800 - 1.4800	1.2800 - 1.5000	1.3000 - 1.5500	1.3875	0.8622
-- Southeast (Delvd)	1.3400 - 1.4400	TFEWR	TFEWR	TFEWR	TFEWR	TFEWR	0.8715
WHOLE MILK POWDER							
-- National	1.3700 - 1.5500	1.4200 - 1.5500	1.4200 - 1.5500	1.4200 - 1.4900	1.4200 - 1.4900	1.4691	1.1844
-- F.O.B. Producing Plant							
LACTOSE							
-- Central And West (f.o.b.)	0.1800 - 0.2250	0.1800 - 0.2250	0.1800 - 0.2250	0.1800 - 0.2300	0.1800 - 0.2300	0.2036	0.1650
-- Mostly	0.1850 - 0.2050	0.1850 - 0.2050	0.1875 - 0.2050	0.1900 - 0.2050	0.1900 - 0.2050	0.1964	0.1616
CASEIN - Edible - National (f.o.b.)							
-- Nonrestricted - Rennet	2.5000 - 2.6500	2.4000 - 2.6000	2.4000 - 2.6000	2.4500 - 2.6000	2.4500 - 2.6000	2.5182	2.5000
-- Nonrestricted - Acid	2.4500 - 2.6000	2.4000 - 2.6000	2.4000 - 2.6000	2.4000 - 2.5800	2.4000 - 2.5800	2.4977	2.6500

MONTHLY SUMMARY AND AVERAGES FOR SEPTEMBER 1996 1/ - (UNLESS OTHERWISE NOTED, PRICES ARE DOLLARS PER POUND, CL/TL)

COMMODITY	REPORT NUMBER 36 SEP 02 - 06	REPORT NUMBER 37 SEP 09 - 13	REPORT NUMBER 38 SEP 16 - 20	REPORT NUMBER 39 SEP 23 - 27	REPORT NUMBER 40 SEP 30	1996 Average or Total	1995 Average or Total
BUTTER							
CHICAGO (WSP) 2/ (Delivered in Bulk in Fiber Boxes) (Prices Issued Tues, Thurs and Fri)							
TUESDAY							
-- Grade AA	:: 1.5300 - 1.5400	:: 1.5300 - 1.5400	:: 1.5300 - 1.5400	:: 1.5300 - 1.5400	::	::	::
-- Grade A	:: 1.4500 - 1.4600	:: 1.4500 - 1.4600	:: 1.4500 - 1.4600	:: 1.4500 - 1.4600	::	::	::
THURSDAY							
-- Grade AA	:: 1.5300 - 1.5400	:: 1.5300 - 1.5400	:: 1.5300 - 1.5400	:: 1.5300 - 1.5400	::	::	::
-- Grade A	:: 1.4500 - 1.4600	:: 1.4500 - 1.4600	:: 1.4500 - 1.4600	:: 1.4500 - 1.4600	::	::	::
FRIDAY							
-- Grade AA	:: 1.5300 - 1.5400	:: 1.5300 - 1.5400	:: 1.5300 - 1.5400	:: 1.5300 - 1.5400	::	:: 1.5350	:: 0.8758
-- Grade A	:: 1.4500 - 1.4600	:: 1.4500 - 1.4600	:: 1.4500 - 1.4600	:: 1.4500 - 1.4600	::	:: 1.4550	:: 0.8088
CHICAGO MERCANTILE EXCHANGE 3/							
-- Grade AA	:: 1.5300	:: 1.5300	:: 1.5300	:: 1.5300	::	:: 1.5300	:: 0.8810
-- Grade A	:: 1.4500	:: 1.4500	:: 1.4500	:: 1.4500	::	:: 1.4500	:: 0.8133
-- Grade B	:: 1.4500	:: 1.4500	:: 1.4500	:: 1.4500	::	:: 1.4500	:: 0.8133
CENTRAL STATES PRINT (f.o.b. LTL)							
-- Grade AA, 1/4 Lb. Prints	:: 1.6300 - 2.0375	:: 1.6300 - 2.0375	:: 1.6300 - 2.0375	:: 1.6300 - 2.0375	:: 1.6300 - 2.0375	:: 1.8338	:: 1.1713
-- Grade AA, 1 Lb. Prints	:: 1.5950 - 1.7575	:: 1.5950 - 1.7575	:: 1.5950 - 1.7575	:: 1.5950 - 1.7575	:: 1.5950 - 1.7575	:: 1.6763	:: 1.0188
-- Grade AA, Chips/Patties	:: 1.6200 - 1.8300	:: 1.6200 - 1.8300	:: 1.6200 - 1.8300	:: 1.6200 - 1.8300	:: 1.6200 - 1.8300	:: 1.7250	:: 1.0675
-- Grade AA, Reddies	:: 1.7025 - 1.9400	:: 1.7025 - 1.9400	:: 1.7025 - 1.9400	:: 1.7025 - 1.9400	:: 1.7025 - 1.9400	:: 1.8213	:: 1.1650
-- Grade AA, Continentals	:: 1.8600 - 2.0500	:: 1.8600 - 2.0500	:: 1.8600 - 2.0500	:: 1.8600 - 2.0500	:: 1.8600 - 2.0500	:: 1.9550	:: 1.2975
NORTHEAST PRINT (Delivered, LTL)							
-- Grade AA, 1/4 Lb. Prints	:: 1.7400 - 1.9675	:: 1.7400 - 1.9675	:: 1.7400 - 1.9675	:: 1.7400 - 1.9675	:: 1.7400 - 1.9675	:: 1.8538	:: 1.1975
-- Grade AA, 1 Lb. Prints	:: 1.6550 - 1.8475	:: 1.6550 - 1.8475	:: 1.6550 - 1.8475	:: 1.6550 - 1.8475	:: 1.6550 - 1.8475	:: 1.7513	:: 1.1038
-- Grade AA, Chips/Patties	:: 1.7175 - 1.8875	:: 1.7175 - 1.8875	:: 1.7175 - 1.8875	:: 1.7175 - 1.8875	:: 1.7175 - 1.8875	:: 1.8025	:: 1.1550
-- Grade AA, Reddies	:: 1.7925 - 1.9975	:: 1.7925 - 1.9975	:: 1.7925 - 1.9975	:: 1.7925 - 1.9975	:: 1.7925 - 1.9975	:: 1.8950	:: 1.2475
-- Grade AA, Continentals	:: 1.8725 - 2.0475	:: 1.8725 - 2.0475	:: 1.8725 - 2.0475	:: 1.8725 - 2.0475	:: 1.8725 - 2.0475	:: 1.9600	:: 1.3125
CALIFORNIA PRINT (Delivered, LTL)							
-- Grade AA, 1/4 Lb. Prints	:: 1.8325 - 1.8850	:: 1.8325 - 1.8850	:: 1.8325 - 1.8850	:: 1.8325 - 1.8850	:: 1.8325 - 1.8850	:: 1.8588	:: 1.2150
-- Grade AA, 1 Lb. Prints	:: 1.7525 - 1.8050	:: 1.7525 - 1.8050	:: 1.7525 - 1.8050	:: 1.7525 - 1.8050	:: 1.7525 - 1.8050	:: 1.7788	:: 1.1053
-- Grade AA, Patties	:: 1.8050 - 1.9525	:: 1.8050 - 1.9525	:: 1.8050 - 1.9525	:: 1.8050 - 1.9525	:: 1.8050 - 1.9525	:: 1.8788	:: 1.2113
-- Grade AA, Reddies	:: 1.9100 - 1.9325	:: 1.9100 - 1.9325	:: 1.9100 - 1.9325	:: 1.9100 - 1.9325	:: 1.9100 - 1.9325	:: 1.9213	:: 1.3056
CALIFORNIA PLANTS PRINT (f.o.b. LTL)							
-- Grade AA, 1/4 Lb. Prints	:: 1.5400 - 1.5975	:: 1.5400 - 1.5975	:: 1.5400 - 1.5975	:: 1.5400 - 1.5975	:: 1.5400 - 1.5975	:: 1.5688	:: 0.8975
CHEESE							
NATIONAL CHEESE EXCHANGE 3/							
-- Barrels	:: 1.6675	:: 1.6675	:: 1.6675	:: 1.6275	::	:: 1.6622	:: 1.3405
-- 40# Blocks	:: 1.6950	:: 1.6950	:: 1.6950	:: 1.6950	::	:: 1.6942	:: 1.3774
WISCONSIN ASSEMBLY POINTS (f.o.b.)							
-- Cheddar Barrels	:: 1.6675 - 1.7025	:: 1.6675 - 1.7025	:: 1.6675 - 1.6975	:: 1.6675 - 1.6975	:: 1.6275 - 1.6275	:: 1.6809	:: 1.3511
-- Cheddar 40# Blocks	:: 1.7200 - 1.7500	:: 1.7250 - 1.7550	:: 1.7250 - 1.7550	:: 1.7250 - 1.7550	:: 1.7250 - 1.7550	:: 1.7390	:: 1.4128
WISCONSIN (WSP, Delivered, LTL)							
-- Process American 5# Loaf	:: 1.7800 - 1.9200	:: 1.7800 - 1.9200	:: 1.7800 - 1.9200	:: 1.7800 - 1.9600	:: 1.7800 - 1.9600	:: 1.8560	:: 1.5689
-- Brick And/Or Muenster 5#	:: 1.9300 - 2.1450	:: 1.9300 - 2.1500	:: 1.9300 - 2.1500	:: 1.9500 - 2.1500	:: 1.9500 - 2.1500	:: 2.0425	:: 1.7264
-- Cheddar 40# Block	:: 1.9400 - 2.0200	:: 1.9450 - 2.0200	:: 1.9450 - 2.0200	:: 1.9450 - 2.0200	:: 1.9450 - 2.0200	:: 1.9820	:: 1.6938
-- Monterey Jack 10#	:: 1.9925 - 2.1400	:: 1.9925 - 2.1450	:: 1.9925 - 2.1450	:: 1.9925 - 2.1450	:: 1.9925 - 2.1450	:: 2.0683	:: 1.7886
-- Blue 5#	:: 2.2875 - 2.5100	:: 2.2925 - 2.5100	:: 2.2925 - 2.5100	:: 2.2925 - 2.5300	:: 2.2925 - 2.5300	:: 2.4038	:: 2.0764
-- Provolone 10 - 12#	:: TFEWR	:: TFEWR	:: TFEWR	:: TFEWR	:: TFEWR	:: TFEWR	:: 1.7964
-- Mozzarella 5 - 6#	:: 1.9725 - 2.0525	:: 1.9725 - 2.0575	:: 1.9725 - 2.0575	:: 1.9725 - 2.0575	:: 1.9725 - 2.0575	:: 2.0145	:: 1.7338
-- Grade A Swiss Cuts 6 - 9#	:: 2.2800 - 2.5050	:: 2.2800 - 2.5050	:: 2.2800 - 2.5050	:: 2.3600 - 2.5050	:: 2.3600 - 2.5050	:: 2.4045	:: 2.2125
NORTHEAST (WSP, Delivered, LTL)							
-- Cheddar 10# Prints	:: 1.7075 - 2.1725	:: 1.7075 - 2.1775	:: 1.7075 - 2.1775	:: 1.7075 - 2.1775	:: 1.7075 - 2.1775	:: 1.9420	:: 1.6839
-- Cheddar Single Daisies	:: 1.6775 - 2.1675	:: 1.6775 - 2.1725	:: 1.6775 - 2.1725	:: 1.6775 - 2.1725	:: 1.6775 - 2.1725	:: 1.9245	:: 1.6664
-- Cheddar 40# Block	:: 1.8275 - 1.9775	:: 1.8325 - 1.9825	:: 1.8325 - 1.9825	:: 1.8325 - 1.9825	:: 1.8325 - 1.9825	:: 1.9065	:: 1.5865
-- Process 5# Loaf	:: 1.8550 - 2.0175	:: 1.8550 - 2.0175	:: 1.8550 - 2.0175	:: 1.8550 - 2.0175	:: 1.8200 - 1.9775	:: 1.9344	:: 1.5983
-- Process 5# Sliced	:: 1.8650 - 2.0300	:: 1.8650 - 2.0300	:: 1.8650 - 2.0300	:: 1.8650 - 2.0300	:: 1.8575 - 1.9900	:: 1.9463	:: 1.6524
-- Muenster	:: 1.8625 - 2.1675	:: 1.8675 - 2.1725	:: 1.8675 - 2.1725	:: 1.8675 - 2.1725	:: 1.8675 - 2.1725	:: 2.0190	:: 1.7053
-- Grade A Swiss Cuts 10 - 14#	:: 1.9500 - 2.3675	:: 1.9500 - 2.3675	:: 1.9500 - 2.3675	:: 2.2500 - 2.5050	:: 2.2500 - 2.5050	:: 2.2244	:: 2.1588
WEST COAST (WSP, Delivered, LTL)							
-- Process 5# Loaf	:: 1.6300 - 2.1000	:: 1.6300 - 2.1000	:: 1.6300 - 2.1000	:: 1.6300 - 2.1000	:: 1.6300 - 2.0600	:: 1.8640	:: 1.6450
-- Cheddar 40# Block	:: 1.7925 - 1.9475	:: 1.7925 - 1.9525	:: 1.7925 - 1.9525	:: 1.7925 - 1.9525	:: 1.7925 - 1.9525	:: 1.8720	:: 1.6383
-- Cheddar 10# Cuts	:: 1.8425 - 2.3100	:: 1.8425 - 2.3150	:: 1.8425 - 2.3150	:: 1.8425 - 2.3150	:: 1.8425 - 2.3150	:: 2.0783	:: 1.8704
-- Monterey Jack 10#	:: 1.8425 - 2.1700	:: 1.8425 - 2.1750	:: 1.8425 - 2.1750	:: 1.8425 - 2.1750	:: 1.8425 - 2.1750	:: 2.0083	:: 1.7691
-- Grade A Swiss Cuts 6 - 9#	:: 2.3525 - 2.5700	:: 2.3525 - 2.5700	:: 2.3525 - 2.5700	:: 2.3525 - 2.5700	:: 2.3525 - 2.5700	:: 2.4613	:: 2.2125

MONTHLY SUMMARY AND AVERAGES FOR SEPTEMBER 1996 1/ - (UNLESS OTHERWISE NOTED, PRICES ARE DOLLARS PER POUND, CL/TL)

COMMODITY	REPORT NUMBER 36 SEP 02 - 06	REPORT NUMBER 37 SEP 09 - 13	REPORT NUMBER 38 SEP 16 - 20	REPORT NUMBER 39 SEP 23 - 27	REPORT NUMBER 40 SEP 30	1996 Average or Total	1995 Average or Total
FLUID AND DRY PRODUCTS							
SPOT PRICES OF CLASS II CREAM (\$ per lb. butterfat)							
-- Northeast (f.o.b.)	1.9430 - 2.1315	1.9430 - 2.1170	1.9430 - 2.1170	1.9140 - 2.0735	1.9140 - 2.0590	2.0202	1.2236
-- Atlanta (delvld)	1.9430 - 2.2040	1.9430 - 2.2040	1.9430 - 2.2040	1.8705 - 2.2040	1.8705 - 2.1467	2.0612	1.2321
-- Upper Midwest (f.o.b.)	1.9720 - 2.1460	1.9720 - 2.1460	1.9720 - 2.1025	1.9720 - 2.1170	1.9575 - 2.1170	2.0489	TFEWR
SPOT PRICES OF CONDENSED SKIM (\$ per lb. wet solids)							
-- Northeast (f.o.b.)	1.1600 - 1.2400	1.2000 - 1.2900	1.2000 - 1.2900	1.2000 - 1.2900	1.2200 - 1.2900	1.2365	1.2091
WISCONSIN FLUID MILK SHIPMENTS							
-- Loads Shipped from Wisconsin Shipping Points	82	81	71	76		310	245
NATIONAL EVAPORATED MILK (\$ per Case)							
(Case - 48 - 12 fluid oz cans)							
-- Delivered Major U.S. Cities	21.7800 - 29.5000	21.7800 - 29.5000	21.7800 - 29.5000	21.7800 - 29.5000	21.7800 - 29.5000	25.6400	24.3750
NONFAT DRY MILK							
-- Central (f.o.b.)							
-- Extra And Grade A	1.2700 - 1.3350	1.2800 - 1.3600	1.2800 - 1.3800	1.2800 - 1.3600	1.2800 - 1.3600	1.3190	1.0718
-- Mostly	1.2700 - 1.2900	1.2800 - 1.3000	1.2800 - 1.3000	1.2800 - 1.3000	1.2800 - 1.3000	1.2880	1.0648
-- West (f.o.b.)							
-- Low/Medium Heat	1.2400 - 1.3100	1.2400 - 1.2900	1.2000 - 1.2900	1.2200 - 1.2800	1.2200 - 1.2750	1.2574	1.0452
-- Mostly	1.2500 - 1.2700	1.2500 - 1.2700	1.2500 - 1.2700	1.2400 - 1.2600	1.2300 - 1.2400	1.2563	1.0415
-- High Heat	1.2700 - 1.3400	1.2700 - 1.3400	1.2700 - 1.3400	1.2800 - 1.3400	1.2700 - 1.3400	1.3063	1.0569
-- Northeast (f.o.b.)							
-- Extra & Grade A	1.2600 - 1.4000	1.2800 - 1.4000	1.2800 - 1.4000	1.2800 - 1.4000	1.2600 - 1.4200	1.3380	1.0898
-- Southeast (Delvld)							
-- Extra & Grade A	1.2900 - 1.4000	1.2900 - 1.3800	1.2900 - 1.3800	1.2900 - 1.3800	1.2900 - 1.3750	1.3369	1.1034
WHEY POWDER (Nonhygroscopic)							
-- Central (f.o.b.)	0.2350 - 0.2550	0.2375 - 0.2550	0.2375 - 0.2550	0.2200 - 0.2550	0.2150 - 0.2500	0.2431	0.2258
-- Mostly	0.2400 - 0.2475	0.2400 - 0.2475	0.2400 - 0.2475	0.2350 - 0.2450	0.2350 - 0.2400	0.2425	0.2248
-- West (f.o.b.)	0.2050 - 0.2450	0.2050 - 0.2400	0.2050 - 0.2400	0.2050 - 0.2400	0.2000 - 0.2400	0.2229	0.2144
-- Mostly	0.2100 - 0.2200	0.2100 - 0.2200	0.2100 - 0.2200	0.2100 - 0.2200	0.2100 - 0.2200	0.2150	0.2140
-- Northeast Extra Grade (f.o.b.)	0.2400 - 0.2500	0.2400 - 0.2500	0.2400 - 0.2500	0.2400 - 0.2500	0.2350 - 0.2450	0.2448	0.2303
-- Northeast Usph Grade A(f.o.b.)	0.2450 - 0.2600	0.2450 - 0.2600	0.2500 - 0.2600	0.2500 - 0.2575	0.2500 - 0.2575	0.2535	0.2293
-- Southeast Extra Grade (Delvld)	0.2500 - 0.2900	0.2475 - 0.2900	0.2475 - 0.2900	0.2475 - 0.2900	0.2450 - 0.2750	0.2686	0.2539
WHEY PROTEIN CONCENTRATE							
-- Central And West (f.o.b.)							
-- Edible 34% Protein	0.6900 - 0.7500	0.7000 - 0.7650	0.7100 - 0.7800	0.7100 - 0.7800	0.7100 - 0.7800	0.7369	0.6198
-- Mostly	0.7100 - 0.7400	0.7250 - 0.7550	0.7400 - 0.7600	0.7400 - 0.7600	0.7400 - 0.7600	0.7425	0.6221
ANIMAL FEED - WHEY							
-- Central (f.o.b.)							
-- Milk Replacer	0.2325 - 0.2425	0.2325 - 0.2425	0.2325 - 0.2425	0.2250 - 0.2400	0.2200 - 0.2350	0.2358	0.2101
-- Standard	0.2200 - 0.2350	0.2200 - 0.2350	0.2200 - 0.2350	0.2100 - 0.2250	0.2050 - 0.2200	0.2243	TFEWR
-- Roller Ground	0.2425 - 0.2575	0.2425 - 0.2575	0.2425 - 0.2575	0.2425 - 0.2575	0.2425 - 0.2575	0.2500	0.2188
-- Delactose	0.3900 - 0.4150	0.3900 - 0.4150	0.3900 - 0.4200	0.3900 - 0.4200	0.3900 - 0.4200	0.4039	0.2850
-- Northeast (f.o.b.)							
-- Milk Replacer	TFEWR	TFEWR	TFEWR	TFEWR	TFEWR	TFEWR	TFEWR
BUTTERMILK (Min. 30% protein)							
-- Central (f.o.b.)	1.4500 - 1.6000	1.4500 - 1.6000	1.4500 - 1.6000	1.4500 - 1.6000	1.4500 - 1.6000	1.5250	0.8288
-- West (f.o.b.)	1.5500 - 1.6000	1.5500 - 1.6000	1.5600 - 1.6000	1.5600 - 1.6000	1.5200 - 1.6000	1.5768	0.8018
-- Mostly	TFEWR	TFEWR	TFEWR	TFEWR	TFEWR	TFEWR	0.7983
-- Northeast (f.o.b.)	1.3000 - 1.5500	1.4250 - 1.5500	1.4250 - 1.5500	1.4250 - 1.5500	1.4250 - 1.5250	1.4744	0.8540
-- Southeast (Delvld)	TFEWR	TFEWR	TFEWR	TFEWR	TFEWR	TFEWR	0.8529
WHOLE MILK POWDER							
-- National							
-- F.O.B. Producing Plant	1.4200 - 1.4900	1.4200 - 1.4900	1.4200 - 1.4900	1.4200 - 1.5200	1.4200 - 1.5100	1.4593	1.1875
LACTOSE							
-- Central And West (f.o.b.)	0.1800 - 0.2300	0.1800 - 0.2300	0.1800 - 0.2300	0.1800 - 0.2300	0.1875 - 0.2400	0.2054	0.1669
-- Mostly	0.1900 - 0.2100	0.1900 - 0.2100	0.1900 - 0.2200	0.1900 - 0.2200	0.2050 - 0.2250	0.2033	0.1623
CASEIN - Edible - National (f.o.b.)							
-- Nonrestricted - Rennet	2.4500 - 2.6500	2.4500 - 2.6500	2.4500 - 2.6500	2.4500 - 2.6500	2.3500 - 2.5500	2.5450	2.5563
-- Nonrestricted - Acid	2.3500 - 2.5800	2.3500 - 2.5800	2.3500 - 2.5800	2.3500 - 2.5800	2.3000 - 2.4500	2.4605	2.6500

MONTHLY SUMMARY AND AVERAGES FOR OCTOBER 1996 1/ - (UNLESS OTHERWISE NOTED, PRICES ARE DOLLARS PER POUND, CL/TL)

COMMODITY	:REPORT NUMBER 40		:REPORT NUMBER 41		:REPORT NUMBER 42		:REPORT NUMBER 43		:REPORT NUMBER 44		1996	1995
	OCT 01 - 04	OCT 07 - 11	OCT 14 - 18	OCT 21 - 25	OCT 28 - 31	or Total	or Total	Average	Average	or Total	or Total	
BUTTER												
CHICAGO (WSP) 2/ (Delivered in Bulk in Fiber Boxes) (Prices Issued Tues, Thurs and Fri)												
TUESDAY												
-- Grade AA	:: 1.5300 - 1.5400	:: 1.5300 - 1.5400	:: 1.5300 - 1.5400	:: 1.2500 - 1.2600	:: 1.2400 - 1.2500	::	::	::	::	::	::	::
-- Grade A	:: 1.4500 - 1.4600	:: 1.4500 - 1.4600	:: 1.3200 - 1.3300	:: 1.0600 - 1.0700	:: 1.0500 - 1.0600	::	::	::	::	::	::	::
THURSDAY												
-- Grade AA	:: 1.5300 - 1.5400	:: 1.5300 - 1.5400	:: 1.5300 - 1.5400	:: 1.2500 - 1.2600	:: 1.2400 - 1.2500	::	::	::	::	::	::	::
-- Grade A	:: 1.4500 - 1.4600	:: 1.4500 - 1.4600	:: 1.3200 - 1.3300	:: 1.0600 - 1.0700	:: 1.0500 - 1.0600	::	::	::	::	::	::	::
FRIDAY												
-- Grade AA	:: 1.5300 - 1.5400	:: 1.5300 - 1.5400	:: 1.5300 - 1.5400	:: 1.2500 - 1.2600	::	::	::	::	::	:: 1.4336	:: 1.0258	::
-- Grade A	:: 1.4500 - 1.4600	:: 1.4500 - 1.4600	:: 1.3200 - 1.3300	:: 1.0600 - 1.0700	::	::	::	::	::	:: 1.2864	:: 0.9542	::
CHICAGO MERCANTILE EXCHANGE 3/												
-- Grade AA	:: 1.5300	:: 1.5300	:: 1.2500	:: 1.2500	::	::	::	::	::	:: 1.4035	:: 1.0274	::
-- Grade A	:: 1.4500	:: 1.3200	:: 1.0600	:: 1.0600	::	::	::	::	::	:: 1.2445	:: 0.9574	::
-- Grade B	:: 1.4500	:: 1.4500	:: 1.0350	:: 1.0350	::	::	::	::	::	:: 1.2626	:: 0.9574	::
CENTRAL STATES PRINT (f.o.b. LTL)												
-- Grade AA, 1/4 Lb. Prints	:: 1.6300 - 2.0375	:: 1.6300 - 2.0375	:: 1.6300 - 2.0375	:: 1.3500 - 1.7575	:: 1.3500 - 1.7575	:: 1.7192	:: 1.3202	::	::	::	::	::
-- Grade AA, 1 Lb. Prints	:: 1.5950 - 1.7575	:: 1.5950 - 1.7575	:: 1.5950 - 1.7575	:: 1.3150 - 1.4775	:: 1.3150 - 1.4775	:: 1.5617	:: 1.1677	::	::	::	::	::
-- Grade AA, Chips/Patties	:: 1.6200 - 1.8300	:: 1.6200 - 1.8300	:: 1.6200 - 1.8300	:: 1.3400 - 1.5500	:: 1.3400 - 1.5500	:: 1.6105	:: 1.2164	::	::	::	::	::
-- Grade AA, Reddies	:: 1.7025 - 1.9400	:: 1.7025 - 1.9400	:: 1.7025 - 1.9400	:: 1.4225 - 1.6600	:: 1.4225 - 1.6600	:: 1.7067	:: 1.3138	::	::	::	::	::
-- Grade AA, Continentals	:: 1.8600 - 2.0500	:: 1.8600 - 2.0500	:: 1.8600 - 2.0500	:: 1.5800 - 1.7700	:: 1.5800 - 1.7700	:: 1.8405	:: 1.4464	::	::	::	::	::
NORTHEAST PRINT (Delivered, LTL)												
-- Grade AA, 1/4 Lb. Prints	:: 1.7400 - 1.9675	:: 1.7400 - 1.9675	:: 1.7400 - 1.9675	:: 1.4600 - 1.6875	:: 1.4600 - 1.6875	:: 1.7392	:: 1.2964	::	::	::	::	::
-- Grade AA, 1 Lb. Prints	:: 1.6550 - 1.8475	:: 1.6550 - 1.8475	:: 1.6550 - 1.8475	:: 1.3750 - 1.5675	:: 1.3750 - 1.5675	:: 1.6367	:: 1.2527	::	::	::	::	::
-- Grade AA, Chips/Patties	:: 1.7175 - 1.8875	:: 1.7175 - 1.8875	:: 1.7175 - 1.8875	:: 1.4375 - 1.6075	:: 1.4375 - 1.6075	:: 1.6880	:: 1.3035	::	::	::	::	::
-- Grade AA, Reddies	:: 1.7925 - 1.9975	:: 1.7925 - 1.9975	:: 1.7925 - 1.9975	:: 1.5125 - 1.7175	:: 1.5125 - 1.7175	:: 1.7805	:: 1.3481	::	::	::	::	::
-- Grade AA, Continentals	:: 1.8725 - 2.0475	:: 1.8725 - 2.0475	:: 1.8725 - 2.0475	:: 1.5925 - 1.7675	:: 1.5925 - 1.7675	:: 1.8455	:: 1.4614	::	::	::	::	::
CALIFORNIA PRINT (Delivered, LTL)												
-- Grade AA, 1/4 Lb. Prints	:: 1.8325 - 1.8850	:: 1.8325 - 1.8850	:: 1.8325 - 1.8850	:: 1.5525 - 1.6050	:: 1.5525 - 1.6050	:: 1.7442	:: 1.3639	::	::	::	::	::
-- Grade AA, 1 Lb. Prints	:: 1.7525 - 1.8050	:: 1.7525 - 1.8050	:: 1.7525 - 1.8050	:: 1.4725 - 1.5250	:: 1.4725 - 1.5250	:: 1.6642	:: 1.2577	::	::	::	::	::
-- Grade AA, Patties	:: 1.8050 - 1.9525	:: 1.8050 - 1.9525	:: 1.8050 - 1.9525	:: 1.5250 - 1.6725	:: 1.5250 - 1.6725	:: 1.7642	:: 1.3602	::	::	::	::	::
-- Grade AA, Reddies	:: 1.9100 - 1.9325	:: 1.9100 - 1.9325	:: 1.9100 - 1.9325	:: 1.6300 - 1.6525	:: 1.6300 - 1.6525	:: 1.8067	:: 1.4489	::	::	::	::	::
CALIFORNIA PLANTS PRINT (f.o.b. LTL)												
-- Grade AA, 1/4 Lb. Prints	:: 1.5400 - 1.5975	:: 1.5400 - 1.5975	:: 1.5400 - 1.5975	:: 1.2600 - 1.3175	:: 1.2600 - 1.3175	:: 1.4542	:: 1.0464	::	::	::	::	::
CHEESE												
NATIONAL CHEESE EXCHANGE 3/												
-- Barrels	:: 1.5500	:: 1.4900	:: 1.4100	:: 1.3500	::	::	::	::	::	:: 1.4672	:: 1.3763	::
-- 40# Blocks	:: 1.6950	:: 1.6950	:: 1.4800	:: 1.3975	::	::	::	::	::	:: 1.5793	:: 1.4148	::
WISCONSIN ASSEMBLY POINTS (f.o.b.)												
-- Cheddar Barrels	:: 1.6275 - 1.6275	:: 1.5300 - 1.5500	:: 1.4700 - 1.4900	:: 1.3900 - 1.4300	:: 1.3400 - 1.3700	:: 1.4818	:: 1.3865	::	::	::	::	::
-- Cheddar 40# Blocks	:: 1.7250 - 1.7550	:: 1.7150 - 1.7550	:: 1.6750 - 1.7450	:: 1.4600 - 1.5450	:: 1.3975 - 1.4575	:: 1.6226	:: 1.4502	::	::	::	::	::
WISCONSIN (WSP, Delivered, LTL)												
-- Process American 5# Loaf	:: 1.7800 - 1.9600	:: 1.7800 - 1.9600	:: 1.7800 - 1.9100	:: 1.6825 - 1.8700	:: 1.6300 - 1.8300	:: 1.8187	:: 1.6252	::	::	::	::	::
-- Brick And/Or Muenster 5#	:: 1.9500 - 2.1500	:: 1.9500 - 2.1500	:: 1.9500 - 2.1500	:: 1.9100 - 1.9500	:: 1.8525 - 1.9100	:: 1.9920	:: 1.7648	::	::	::	::	::
-- Cheddar 40# Block	:: 1.9450 - 2.0200	:: 1.9450 - 2.0200	:: 1.9450 - 2.0200	:: 1.7300 - 2.0200	:: 1.6475 - 1.9925	:: 1.9285	:: 1.7130	::	::	::	::	::
-- Monterey Jack 10#	:: 1.9925 - 2.1450	:: 1.9925 - 2.1450	:: 1.9925 - 2.1450	:: 1.9300 - 2.0700	:: 1.8475 - 2.0500	:: 2.0313	:: 1.8196	::	::	::	::	::
-- Blue 5#	:: 2.2925 - 2.5300	:: 2.2925 - 2.5300	:: 2.2925 - 2.5300	:: 2.0750 - 2.4900	:: 1.9925 - 2.4500	:: 2.3474	:: 2.1148	::	::	::	::	::
-- Provolone 10 - 12#	:: TFEWR	:: TFEWR	:: TFEWR	:: TFEWR	:: TFEWR	:: TFEWR	:: 1.8386	::	::	::	::	::
-- Mozzarella 5 - 6#	:: 1.9725 - 2.0575	:: 1.9725 - 2.0575	:: 1.9725 - 2.0575	:: 1.8425 - 1.9800	:: 1.7600 - 1.9725	:: 1.9644	:: 1.7530	::	::	::	::	::
-- Grade A Swiss Cuts 6 - 9#	:: 2.3600 - 2.5050	:: 2.3600 - 2.5050	:: 2.3600 - 2.5050	:: 2.3800 - 2.5050	:: 2.4075 - 2.5950	:: 2.4473	:: 2.2238	::	::	::	::	::
NORTHEAST (WSP, Delivered, LTL)												
-- Cheddar 10# Prints	:: 1.7075 - 2.1775	:: 1.7675 - 2.1775	:: 1.7675 - 2.1775	:: 1.7675 - 1.9625	:: 1.6525 - 1.8800	:: 1.9051	:: 1.7405	::	::	::	::	::
-- Cheddar Single Daisies	:: 1.6775 - 2.1725	:: 1.7375 - 2.1725	:: 1.7375 - 2.1725	:: 1.6000 - 1.9575	:: 1.5175 - 1.8750	:: 1.8624	:: 1.7198	::	::	::	::	::
-- Cheddar 40# Block	:: 1.8325 - 1.9825	:: 1.8325 - 1.9825	:: 1.8325 - 1.9825	:: 1.6175 - 1.7675	:: 1.5350 - 1.6850	:: 1.8045	:: 1.6223	::	::	::	::	::
-- Process 5# Loaf	:: 1.8200 - 1.9775	:: 1.7425 - 1.9225	:: 1.6825 - 1.9225	:: 1.6025 - 1.9225	:: 1.5600 - 1.7275	:: 1.7889	:: 1.6502	::	::	::	::	::
-- Process 5# Sliced	:: 1.8575 - 1.9900	:: 1.7800 - 1.9325	:: 1.7200 - 1.9325	:: 1.6400 - 1.9325	:: 1.5800 - 1.7375	:: 1.8113	:: 1.6904	::	::	::	::	::
-- Muenster	:: 1.8675 - 2.1725	:: 1.8675 - 2.1725	:: 1.8675 - 2.1725	:: 1.6525 - 2.0250	:: 1.5700 - 1.9100	:: 1.9279	:: 1.7436	::	::	::	::	::
-- Grade A Swiss Cuts 10 - 14#	:: 2.2500 - 2.5050	:: 2.2500 - 2.5050	:: 2.2500 - 2.5050	:: 2.2500 - 2.5050	:: 2.2500 - 2.5050	:: 2.3775	:: 2.1588	::	::	::	::	::
WEST COAST (WSP, Delivered, LTL)												
-- Process 5# Loaf	:: 1.6300 - 2.0600	:: 1.6300 - 1.9825	:: 1.6300 - 1.9800	:: 1.5950 - 1.9800	:: 1.5350 - 1.9800	:: 1.7999	:: 1.6883	::	::	::	::	::
-- Cheddar 40# Block	:: 1.7925 - 1.9525	:: 1.7925 - 1.9525	:: 1.7925 - 1.9525	:: 1.6850 - 1.9350	:: 1.6025 - 1.9350	:: 1.8394	:: 1.6593	::	::	::	::	::
-- Cheddar 10# Cuts	:: 1.8425 - 2.3150	:: 1.8425 - 2.3150	:: 1.8425 - 2.3150	:: 1.8425 - 2.1000	:: 1.8150 - 2.0400	:: 2.0268	:: 1.8918	::	::	::	::	::
-- Monterey Jack 10#	:: 1.8425 - 2.1750	:: 1.8425 - 2.1750	:: 1.8425 - 2.1750	:: 1.8425 - 2.0050	:: 1.8000 - 2.0050	:: 1.9701	:: 1.8061	::	::	::	::	::
-- Grade A Swiss Cuts 6 - 9#	:: 2.3525 - 2.5700	:: 2.3525 - 2.5700	:: 2.3525 - 2.5700	:: 2.3525 - 2.5700	:: 2.3525 - 2.5700	:: 2.4613	:: 2.2163	::	::	::	::	::

MONTHLY SUMMARY AND AVERAGES FOR OCTOBER 1996 1/ - (UNLESS OTHERWISE NOTED, PRICES ARE DOLLARS PER POUND, CL/TL)

COMMODITY	:REPORT NUMBER 40	:REPORT NUMBER 41	:REPORT NUMBER 42	:REPORT NUMBER 43	:REPORT NUMBER 44	: 1996	: 1995
	:-----	:-----	:-----	:-----	:-----	: Average	: Average
	: OCT 01 - 04	: OCT 07 - 11	: OCT 14 - 18	: OCT 21 - 25	: OCT 28 - 31	: or Total	: or Total
FLUID AND DRY PRODUCTS							
SPOT PRICES OF CLASS II CREAM (\$ per lb. butterfat)							
-- Northeast (f.o.b.)	:: 1.9140 - 2.0590	:: 1.8125 - 2.0010	:: 1.4916 - 1.8744	:: 1.2614 - 1.4840	:: 1.1660 - 1.3780	:: 1.6438	: 1.3720
-- Atlanta (delvld)	:: 1.8705 - 2.1467	:: 1.8560 - 2.1467	:: 1.5351 - 2.0194	:: 1.2402 - 1.7475	:: 1.2190 - 1.7475	:: 1.7524	: 1.4228
-- Upper Midwest (f.o.b.)	:: 1.9575 - 2.1170	:: 1.9285 - 2.1170	:: 1.6764 - 1.7952	:: 1.0706 - 1.3780	:: 1.0706 - 1.3780	:: 1.6466	: TFEWR
SPOT PRICES OF CONDENSED SKIM (\$ per lb. wet solids)							
-- Northeast (f.o.b.)	:: 1.2200 - 1.2900	:: 1.2200 - 1.2900	:: 1.2200 - 1.3000	:: 1.2200 - 1.3600	:: 1.2200 - 1.3600	:: 1.2702	: 1.1975
WISCONSIN FLUID MILK SHIPMENTS							
-- Loads Shipped from Wisconsin Shipping Points	:: 54	:: 43	:: 26	:: 25	:: 21	:: 169	: 166
NATIONAL EVAPORATED MILK (\$ per Case)							
(Case - 48 - 12 fluid oz cans)							
-- Delivered Major U.S. Cities	::21.7800 -29.5000	::21.7800 -29.5000	::21.7800 -29.5000	::21.7800 -29.5000	::21.7800 -29.5000	:: 25.6400	: 24.3750
NONFAT DRY MILK							
-- Central (f.o.b.)							
-- Extra And Grade A	:: 1.2800 - 1.3600	:: 1.2800 - 1.3800	:: 1.2800 - 1.3350	:: 1.2800 - 1.3600	:: 1.2600 - 1.3300	:: 1.3155	: 1.0864
-- Mostly	:: 1.2800 - 1.3000	:: 1.2800 - 1.3000	:: 1.2800 - 1.2900	:: 1.2800 - 1.2900	:: 1.2800 - 1.2850	:: 1.2866	: 1.0807
-- West (f.o.b.)							
-- Low/Medium Heat	:: 1.2200 - 1.2750	:: 1.2300 - 1.2750	:: 1.2250 - 1.2700	:: 1.2250 - 1.2700	:: 1.2250 - 1.2700	:: 1.2486	: 1.0566
-- Mostly	:: 1.2300 - 1.2400	:: 1.2300 - 1.2500	:: 1.2300 - 1.2500	:: 1.2300 - 1.2500	:: 1.2300 - 1.2500	:: 1.2391	: 1.0614
-- High Heat	:: 1.2700 - 1.3400	:: 1.2600 - 1.3350	:: 1.2600 - 1.3200	:: 1.2600 - 1.3100	:: 1.2600 - 1.3000	:: 1.2915	: 1.0782
-- Northeast (f.o.b.)							
-- Extra & Grade A	:: 1.2600 - 1.4200	:: 1.2600 - 1.4200	:: 1.2500 - 1.4000	:: 1.2300 - 1.4000	:: 1.2500 - 1.3800	:: 1.3270	: 1.0987
-- Southeast (Delvld)							
-- Extra & Grade A	:: 1.2900 - 1.3750	:: 1.2900 - 1.4000	:: 1.2900 - 1.4000	:: 1.2700 - 1.4000	:: 1.2700 - 1.3800	:: 1.3368	: 1.1139
WHEY POWDER (Nonhygroscopic)							
-- Central (f.o.b.)	:: 0.2150 - 0.2500	:: 0.2150 - 0.2500	:: 0.2100 - 0.2350	:: 0.1900 - 0.2225	:: 0.1850 - 0.2200	:: 0.2193	: 0.2524
-- Mostly	:: 0.2350 - 0.2400	:: 0.2200 - 0.2300	:: 0.2150 - 0.2250	:: 0.2050 - 0.2150	:: 0.1950 - 0.2000	:: 0.2180	: 0.2493
-- West (f.o.b.)	:: 0.2000 - 0.2400	:: 0.2000 - 0.2400	:: 0.1950 - 0.2400	:: 0.1850 - 0.2400	:: 0.1725 - 0.2400	:: 0.2153	: 0.2270
-- Mostly	:: 0.2100 - 0.2200	:: 0.2100 - 0.2200	:: 0.2050 - 0.2150	:: 0.1950 - 0.2100	:: 0.1900 - 0.2025	:: 0.2078	: 0.2268
-- Northeast Extra Grade (f.o.b.)	:: 0.2350 - 0.2450	:: 0.2350 - 0.2425	:: 0.2200 - 0.2350	:: 0.2150 - 0.2250	:: 0.2100 - 0.2150	:: 0.2279	: 0.2501
-- Northeast Usph Grade A(f.o.b.)	:: 0.2500 - 0.2575	:: 0.2375 - 0.2550	:: 0.2350 - 0.2500	:: 0.2100 - 0.2475	:: 0.2000 - 0.2350	:: 0.2377	: 0.2532
-- Southeast Extra Grade (Delvld)	:: 0.2450 - 0.2750	:: 0.2450 - 0.2675	:: 0.2350 - 0.2650	:: 0.2250 - 0.2400	:: 0.2150 - 0.2300	:: 0.2443	: 0.2733
WHEY PROTEIN CONCENTRATE							
-- Central And West (f.o.b.)							
-- Edible 34% Protein	:: 0.7100 - 0.7800	:: 0.7100 - 0.7700	:: 0.7000 - 0.7650	:: 0.6900 - 0.7500	:: 0.6800 - 0.7350	:: 0.7291	: 0.6555
-- Mostly	:: 0.7400 - 0.7600	:: 0.7400 - 0.7500	:: 0.7300 - 0.7450	:: 0.7125 - 0.7375	:: 0.7000 - 0.7150	:: 0.7332	: 0.6598
ANIMAL FEED - WHEY							
-- Central (f.o.b.)							
-- Milk Replacer	:: 0.2200 - 0.2350	:: 0.1900 - 0.2300	:: 0.1800 - 0.2150	:: 0.1700 - 0.2125	:: 0.1700 - 0.1950	:: 0.2016	: 0.2337
-- Standard	:: 0.2050 - 0.2200	:: 0.1800 - 0.2050	:: 0.1800 - 0.1950	:: 0.1600 - 0.1850	:: 0.1500 - 0.1850	:: 0.1861	: TFEWR
-- Roller Ground	:: 0.2425 - 0.2575	:: 0.2350 - 0.2500	:: 0.2300 - 0.2350	:: 0.2200 - 0.2300	:: 0.2100 - 0.2200	:: 0.2331	: 0.2343
-- Delactose	:: 0.3900 - 0.4200	:: 0.3900 - 0.4200	:: 0.3800 - 0.4200	:: 0.3800 - 0.4100	:: 0.3750 - 0.4050	:: 0.3991	: 0.3193
-- Northeast (f.o.b.)							
-- Milk Replacer	:: TFEWR	:: TFEWR	:: TFEWR	:: TFEWR	:: TFEWR	:: TFEWR	: TFEWR
BUTTERMILK (Min. 30% protein)							
-- Central (f.o.b.)	:: 1.4500 - 1.6000	:: 1.4500 - 1.6000	:: 1.3700 - 1.6000	:: 1.3700 - 1.6000	:: 1.3000 - 1.5600	:: 1.4914	: 0.8513
-- West (f.o.b.)	:: 1.5200 - 1.6000	:: 1.5400 - 1.6000	:: 1.5400 - 1.6000	:: 1.5200 - 1.6000	:: 1.5000 - 1.6000	:: 1.5623	: 0.8210
-- Mostly	:: TFEWR	:: TFEWR	:: TFEWR	:: TFEWR	:: TFEWR	:: TFEWR	: 0.8160
-- Northeast (f.o.b.)	:: 1.4250 - 1.5250	:: 1.4250 - 1.5250	:: 1.4500 - 1.5000	:: 1.4250 - 1.5000	:: 1.4250 - 1.5000	:: 1.4699	: 0.8757
-- Southeast (Delvld)	:: TFEWR	:: TFEWR	:: TFEWR	:: TFEWR	:: TFEWR	:: TFEWR	: 0.8754
WHOLE MILK POWDER							
-- National							
-- F.O.B. Producing Plant	:: 1.4200 - 1.5100	:: 1.4700 - 1.5275	:: 1.4700 - 1.5275	:: 1.4700 - 1.5275	:: 1.4700 - 1.5275	:: 1.4926	: 1.1980
LACTOSE							
-- Central And West (f.o.b.)	:: 0.1875 - 0.2400	:: 0.2000 - 0.2400	:: 0.2000 - 0.2400	:: 0.2000 - 0.2400	:: 0.2000 - 0.2400	:: 0.2189	: 0.1764
-- Mostly	:: 0.2050 - 0.2250	:: 0.2100 - 0.2300	:: 0.2100 - 0.2300	:: 0.2100 - 0.2300	:: 0.2100 - 0.2300	:: 0.2191	: 0.1691
CASEIN - Edible - National (f.o.b.)							
-- Nonrestricted - Rennet	:: 2.3500 - 2.5500	:: 2.3500 - 2.5500	:: 2.3500 - 2.5500	:: 2.3500 - 2.5500	:: 2.3500 - 2.5500	:: 2.4500	: 2.6500
-- Nonrestricted - Acid	:: 2.3000 - 2.4500	:: 2.3000 - 2.4500	:: 2.3000 - 2.4500	:: 2.3000 - 2.4500	:: 2.3000 - 2.4500	:: 2.3750	: 2.6750

MONTHLY SUMMARY AND AVERAGES FOR NOVEMBER 1996 1/ - (UNLESS OTHERWISE NOTED, PRICES ARE DOLLARS PER POUND, CL/TL)

COMMODITY	REPORT NUMBER 44 NOV 01	REPORT NUMBER 45 NOV 04 - 08	REPORT NUMBER 46 NOV 11 - 15	REPORT NUMBER 47 NOV 18 - 22	REPORT NUMBER 48 NOV 25 - 29	1996 or Total	1995 or Total
						Average	Average
BUTTER							
CHICAGO (WSP) 2/ (Delivered in Bulk in Fiber Boxes) (Prices Issued Tues, Thurs and Fri)							
TUESDAY							
-- Grade AA	::	:: 1.0900 - 1.1000	:: 0.7300 - 0.7400	:: 0.7300 - 0.7400	:: 0.7325 - 0.7425	::	::
-- Grade A	::	:: 0.9500 - 0.9600	:: 0.6300 - 0.6400	:: 0.6300 - 0.6400	:: 0.6300 - 0.6400	::	::
THURSDAY							
-- Grade AA	::	:: 1.0900 - 1.1000	:: 0.7300 - 0.7400	:: 0.7300 - 0.7400	:: 0.7425 - 0.7525	::	::
-- Grade A	::	:: 0.9500 - 0.9600	:: 0.6300 - 0.6400	:: 0.6300 - 0.6400	:: 0.6300 - 0.6400	::	::
FRIDAY							
-- Grade AA	::	:: 1.2400 - 1.2500	:: 1.0900 - 1.1000	:: 0.7300 - 0.7400	:: 0.7300 - 0.7400	:: 0.7425 - 0.7525	:: 0.8579 : 1.1250
-- Grade A	::	:: 1.0500 - 1.0600	:: 0.9500 - 0.9600	:: 0.6300 - 0.6400	:: 0.6300 - 0.6400	:: 0.6300 - 0.6400	:: 0.7412 : 1.0350
CHICAGO MERCANTILE EXCHANGE 3/							
-- Grade AA	::	:: 1.1000	:: 0.7400	:: 0.7400	:: 0.7425	:: 0.7425	:: 0.8248 : 1.1000
-- Grade A	::	:: 0.9600	:: 0.6400	:: 0.6400	:: 0.6400	:: 0.6400	:: 0.7147 : 1.0300
-- Grade B	::	:: 0.9400	:: 0.6100	:: 0.6100	:: 0.6100	:: 0.6100	:: 0.6870 : 1.0300
CENTRAL STATES PRINT (f.o.b. LTL)							
-- Grade AA, 1/4 Lb. Prints	::	:: 1.3500 - 1.7575	:: 1.2000 - 1.6075	:: 0.8400 - 1.2475	:: 0.8400 - 1.2475	:: 0.8425 - 1.2500	:: 1.1659 : 1.3988
-- Grade AA, 1 Lb. Prints	::	:: 1.3150 - 1.4775	:: 1.1650 - 1.3275	:: 0.8050 - 0.9675	:: 0.8050 - 0.9675	:: 0.8075 - 0.9700	:: 1.0084 : 1.2463
-- Grade AA, Chips/Patties	::	:: 1.3400 - 1.5500	:: 1.1900 - 1.4000	:: 0.8300 - 1.0400	:: 0.8300 - 1.0400	:: 0.8325 - 1.0425	:: 1.0571 : 1.2950
-- Grade AA, Reddies	::	:: 1.4225 - 1.6600	:: 1.2725 - 1.5100	:: 0.9125 - 1.1500	:: 0.9125 - 1.1500	:: 0.9150 - 1.1525	:: 1.1534 : 1.3913
-- Grade AA, Continentals	::	:: 1.5800 - 1.7700	:: 1.4300 - 1.6200	:: 1.0700 - 1.2600	:: 1.0700 - 1.2600	:: 1.0725 - 1.2625	:: 1.2871 : 1.5250
NORTHEAST PRINT (Delivered, LTL)							
-- Grade AA, 1/4 Lb. Prints	::	:: 1.4600 - 1.6875	:: 1.3100 - 1.5375	:: 0.9500 - 1.1775	:: 0.9500 - 1.1775	:: 0.9525 - 1.1800	:: 1.1859 : 1.3750
-- Grade AA, 1 Lb. Prints	::	:: 1.3750 - 1.5675	:: 1.2250 - 1.4175	:: 0.8650 - 1.0475	:: 0.8650 - 1.0475	:: 0.8675 - 1.0500	:: 1.0799 : 1.3313
-- Grade AA, Chips/Patties	::	:: 1.4375 - 1.6075	:: 1.2875 - 1.4575	:: 0.9275 - 1.0975	:: 0.9275 - 1.0975	:: 0.9300 - 1.1000	:: 1.1346 : 1.3775
-- Grade AA, Reddies	::	:: 1.5125 - 1.7175	:: 1.3625 - 1.5675	:: 1.0025 - 1.2075	:: 1.0025 - 1.2075	:: 1.0050 - 1.2100	:: 1.2271 : 1.4300
-- Grade AA, Continentals	::	:: 1.5925 - 1.7675	:: 1.4425 - 1.6175	:: 1.0825 - 1.2575	:: 1.0825 - 1.2575	:: 1.0850 - 1.2600	:: 1.2921 : 1.5400
CALIFORNIA PRINT (Delivered, LTL)							
-- Grade AA, 1/4 Lb. Prints	::	:: 1.5525 - 1.6050	:: 1.3850 - 1.4450	:: 1.0250 - 1.0850	:: 1.0250 - 1.0850	:: 1.0275 - 1.0875	:: 1.1778 : 1.4425
-- Grade AA, 1 Lb. Prints	::	:: 1.4725 - 1.5250	:: 1.3225 - 1.3750	:: 0.9650 - 1.0150	:: 0.9650 - 1.0150	:: 0.9675 - 1.0175	:: 1.1117 : 1.3363
-- Grade AA, Patties	::	:: 1.5250 - 1.6725	:: 1.3750 - 1.5225	:: 1.0150 - 1.1625	:: 1.0150 - 1.1625	:: 1.0175 - 1.1650	:: 1.2109 : 1.4388
-- Grade AA, Reddies	::	:: 1.6300 - 1.6525	:: 1.4800 - 1.5025	:: 1.1200 - 1.1425	:: 1.1200 - 1.1425	:: 1.1225 - 1.1450	:: 1.2534 : 1.5275
CALIFORNIA PLANTIS PRINT (f.o.b. LTL)							
-- Grade AA, 1/4 Lb. Prints	::	:: 1.2600 - 1.3175	:: 1.1100 - 1.1625	:: 0.7500 - 0.8025	:: 0.7500 - 0.8025	:: 0.7525 - 0.8050	:: 0.8985 : 1.1250
CHEESE							
NATIONAL CHEESE EXCHANGE 3/							
-- Barrels	::	:: 1.2450	:: 1.2200	:: 1.2050	:: 1.1575	:: 1.1525	:: 1.2029 : 1.3802
-- 40# Blocks	::	:: 1.3975	:: 1.3075	:: 1.3000	:: 1.3000	:: 1.3000	:: 1.3245 : 1.4225
WISCONSIN ASSEMBLY POINTS (f.o.b.)							
-- Cheddar Barrels	::	:: 1.3400 - 1.3700	:: 1.1950 - 1.2650	:: 1.1950 - 1.2400	:: 1.1950 - 1.2250	:: 1.1575 - 1.1775	:: 1.2155 : 1.3875
-- Cheddar 40# Blocks	::	:: 1.3975 - 1.4575	:: 1.2975 - 1.4500	:: 1.2875 - 1.3575	:: 1.2900 - 1.3500	:: 1.2900 - 1.3400	:: 1.3393 : 1.4575
WISCONSIN (WSP, Delivered, LTL)							
-- Process American 5# Loaf	::	:: 1.6300 - 1.8300	:: 1.5675 - 1.7400	:: 1.5500 - 1.6800	:: 1.5400 - 1.6300	:: 1.5025 - 1.6300	:: 1.6131 : 1.6450
-- Brick And/Or Muenster 5#	::	:: 1.8525 - 1.9100	:: 1.8525 - 1.8600	:: 1.7625 - 1.8100	:: 1.7400 - 1.8100	:: 1.6900 - 1.7550	:: 1.7933 : 1.7750
-- Cheddar 40# Block	::	:: 1.6475 - 1.9925	:: 1.6475 - 1.9925	:: 1.5575 - 1.9925	:: 1.5500 - 1.9250	:: 1.5500 - 1.9250	:: 1.7714 : 1.7188
-- Monterey Jack 10#	::	:: 1.8475 - 2.0500	:: 1.8475 - 2.0300	:: 1.7575 - 1.9925	:: 1.7500 - 1.9800	:: 1.7500 - 1.9250	:: 1.8851 : 1.8250
-- Blue 5#	::	:: 1.9925 - 2.4500	:: 1.9925 - 2.4300	:: 1.9025 - 2.3500	:: 1.8925 - 2.2800	:: 1.8925 - 2.2300	:: 2.1294 : 2.1250
-- Provolone 10 - 12#	::	:: TFEWR	:: TFEWR	:: TFEWR	:: TFEWR	:: TFEWR	:: 1.8500
-- Mozzarella 5 - 6#	::	:: 1.7600 - 1.9725	:: 1.7600 - 1.9725	:: 1.6700 - 1.9725	:: 1.6625 - 1.9725	:: 1.6625 - 1.9725	:: 1.8337 : 1.7588
-- Grade A Swiss Cuts 6 - 9#	::	:: 2.4075 - 2.5950	:: 2.4075 - 2.5950	:: 2.4075 - 2.5950	:: 2.4075 - 2.5300	:: 2.4075 - 2.5300	:: 2.4859 : 2.2257
NORTHEAST (WSP, Delivered, LTL)							
-- Cheddar 10# Prints	::	:: 1.6525 - 1.8800	:: 1.6525 - 1.8800	:: 1.6525 - 1.7900	:: 1.6525 - 1.7825	:: 1.6525 - 1.7825	:: 1.7337 : 1.7450
-- Cheddar Single Daisies	::	:: 1.5175 - 1.8750	:: 1.5175 - 1.8750	:: 1.4275 - 1.7850	:: 1.4200 - 1.7775	:: 1.4200 - 1.7775	:: 1.6311 : 1.7288
-- Cheddar 40# Block	::	:: 1.5350 - 1.6850	:: 1.5350 - 1.6850	:: 1.4450 - 1.5950	:: 1.4375 - 1.5875	:: 1.4375 - 1.5875	:: 1.5449 : 1.6313
-- Process 5# Loaf	::	:: 1.5600 - 1.7275	:: 1.4550 - 1.7275	:: 1.4300 - 1.7275	:: 1.4150 - 1.7275	:: 1.3675 - 1.7275	:: 1.5769 : 1.6528
-- Process 5# Sliced	::	:: 1.5800 - 1.7375	:: 1.4750 - 1.7375	:: 1.4500 - 1.7375	:: 1.4350 - 1.7375	:: 1.3875 - 1.7375	:: 1.5919 : 1.6956
-- Muenster	::	:: 1.5700 - 1.9100	:: 1.5700 - 1.9100	:: 1.4800 - 1.9100	:: 1.4725 - 1.9100	:: 1.4725 - 1.9100	:: 1.7074 : 1.7525
-- Grade A Swiss Cuts 10 - 14#	::	:: 2.2500 - 2.5050	:: 2.2500 - 2.5050	:: 2.2500 - 2.5050	:: 2.2500 - 2.5050	:: 2.2500 - 2.5050	:: 2.3775 : 2.1588
WEST COAST (WSP, Delivered, LTL)							
-- Process 5# Loaf	::	:: 1.5350 - 1.9800	:: 1.4300 - 1.9800	:: 1.4050 - 1.9800	:: 1.3900 - 1.7800	:: 1.3500 - 1.7800	:: 1.6441 : 1.6990
-- Cheddar 40# Block	::	:: 1.6025 - 1.9350	:: 1.6025 - 1.9350	:: 1.5125 - 1.9350	:: 1.5075 - 1.7350	:: 1.5075 - 1.7350	:: 1.6894 : 1.6638
-- Cheddar 10# Cuts	::	:: 1.8150 - 2.0400	:: 1.8150 - 2.0400	:: 1.7250 - 2.0400	:: 1.7175 - 1.9200	:: 1.7175 - 1.9200	:: 1.8665 : 1.8963
-- Monterey Jack 10#	::	:: 1.8000 - 2.0050	:: 1.8000 - 2.0050	:: 1.7100 - 2.0050	:: 1.7025 - 1.8050	:: 1.7025 - 1.8050	:: 1.8226 : 1.8125
-- Grade A Swiss Cuts 6 - 9#	::	:: 2.3525 - 2.5700	:: 2.3525 - 2.5700	:: 2.3525 - 2.5700	:: 2.3375 - 2.5700	:: 2.3375 - 2.5700	:: 2.4577 : 2.2163

MONTHLY SUMMARY AND AVERAGES FOR NOVEMBER 1996 1/ - (UNLESS OTHERWISE NOTED, PRICES ARE DOLLARS PER POUND, CL/TL)

COMMODITY	REPORT NUMBER 44 NOV 01	REPORT NUMBER 45 NOV 04 - 08	REPORT NUMBER 46 NOV 11 - 15	REPORT NUMBER 47 NOV 18 - 22	REPORT NUMBER 48 NOV 25 - 29	1996 or Total	1995 Average or Total
FLUID AND DRY PRODUCTS							
SPOT PRICES OF CLASS II CREAM (\$ per lb. butterfat)							
-- Northeast (f.o.b.)	1.1660 - 1.3780	1.1040 - 1.2576	0.7680 - 0.9280	0.8320 - 0.9536	0.8320 - 0.9536	0.9791	1.4864
-- Atlanta (delvd)	1.2190 - 1.7475	1.1040 - 1.5490	0.8192 - 1.0490	0.8450 - 1.0490	0.8450 - 1.0521	1.0727	1.5457
-- Upper Midwest (f.o.b.)	1.0706 - 1.3780	1.0560 - 1.2480	0.8576 - 0.8832	0.8448 - 0.8960	0.8448 - 0.8960	0.9631	TFEWR
SPOT PRICES OF CONDENSED SKIM (\$ per lb. wet solids)							
-- Northeast (f.o.b.)	1.2200 - 1.3600	1.3700 - 1.5300	1.3100 - 1.5800	1.4200 - 1.6800	1.4500 - 1.6800	1.4911	1.1975
WISCONSIN FLUID MILK SHIPMENTS							
-- Loads Shipped from Wisconsin Shipping Points	0	0	4	2	4	10	128
NATIONAL EVAPORATED MILK (\$ per Case) (Case - 48 - 12 Fluid oz cans)							
-- Delivered Major U.S. Cities	21.7800 - 29.5000	21.7800 - 29.5000	21.7800 - 29.5000	22.5000 - 33.0000	22.5000 - 33.0000	26.6395	24.3750
NONFAT DRY MILK							
-- Central (f.o.b.)							
-- Extra And Grade A	1.2600 - 1.3300	1.2400 - 1.3350	1.2000 - 1.3350	1.1900 - 1.3100	1.1900 - 1.3100	1.2659	1.1340
-- Mostly	1.2800 - 1.2850	1.2625 - 1.2825	1.2400 - 1.2800	1.2000 - 1.2500	1.2000 - 1.2250	1.2453	1.1383
-- West (f.o.b.)							
-- Low/Medium Heat	1.2250 - 1.2700	1.1800 - 1.2500	1.1600 - 1.2200	1.1200 - 1.1800	1.1200 - 1.1800	1.1807	1.0935
-- Mostly	1.2300 - 1.2500	1.1800 - 1.2200	1.1600 - 1.1800	1.1500 - 1.1700	1.1500 - 1.1600	1.1758	1.1176
-- High Heat	1.2600 - 1.3000	1.2400 - 1.2800	1.2000 - 1.2600	1.1800 - 1.2200	1.1550 - 1.2200	1.2237	1.1286
-- Northeast (f.o.b.)							
-- Extra & Grade A	1.2500 - 1.3800	1.2200 - 1.3700	1.2300 - 1.3700	1.2300 - 1.3700	1.2300 - 1.3700	1.2995	1.1243
-- Southeast (Delvd)							
-- Extra & Grade A	1.2700 - 1.3800	1.2400 - 1.3600	1.2400 - 1.3550	1.2150 - 1.3500	1.2150 - 1.3500	1.2925	1.1568
WHEY POWDER (Nonhygroscopic)							
-- Central (f.o.b.)							
-- Mostly	0.1850 - 0.2200	0.1600 - 0.2075	0.1650 - 0.1900	0.1700 - 0.1950	0.1750 - 0.1950	0.1834	0.2787
-- West (f.o.b.)							
-- Mostly	0.1950 - 0.2000	0.1800 - 0.1925	0.1750 - 0.1850	0.1750 - 0.1850	0.1750 - 0.1850	0.1826	0.2744
-- Northeast Extra Grade (f.o.b.)	0.1725 - 0.2400	0.1700 - 0.2200	0.1700 - 0.2100	0.1700 - 0.2100	0.1750 - 0.2050	0.1922	0.2467
-- Mostly	0.1900 - 0.2025	0.1800 - 0.1975	0.1800 - 0.1900	0.1800 - 0.1900	0.1800 - 0.1900	0.1866	0.2428
-- Northeast Usph Grade A(f.o.b.)	0.2100 - 0.2150	0.1775 - 0.2025	0.1750 - 0.1925	0.1750 - 0.1850	0.1750 - 0.1850	0.1851	0.2763
-- Southeast Extra Grade (Delvd)	0.2000 - 0.2350	0.1800 - 0.2250	0.1850 - 0.2025	0.1800 - 0.1975	0.1800 - 0.1975	0.1949	0.2756
-- Mostly	0.2150 - 0.2300	0.2075 - 0.2275	0.2000 - 0.2150	0.1900 - 0.2250	0.1900 - 0.2250	0.2109	0.3035
WHEY PROTEIN CONCENTRATE							
-- Central And West (f.o.b.)							
-- Edible 34% Protein	0.6800 - 0.7350	0.6500 - 0.7100	0.6250 - 0.6950	0.6100 - 0.6725	0.5800 - 0.6575	0.6541	0.6733
-- Mostly	0.7000 - 0.7150	0.6675 - 0.6975	0.6525 - 0.6725	0.6275 - 0.6475	0.6075 - 0.6375	0.6551	0.6725
ANIMAL FEED - WHEY							
-- Central (f.o.b.)							
-- Milk Replacer	0.1700 - 0.1950	0.1500 - 0.1875	0.1675 - 0.1750	0.1675 - 0.1750	0.1600 - 0.1750	0.1704	0.2602
-- Standard	0.1500 - 0.1850	0.1400 - 0.1700	0.1575 - 0.1675	0.1550 - 0.1700	0.1500 - 0.1700	0.1603	TFEWR
-- Roller Ground	0.2100 - 0.2200	0.1950 - 0.2000	0.1900 - 0.2000	0.1900 - 0.2000	0.1800 - 0.1900	0.1946	0.2486
-- Delactose	0.3750 - 0.4050	0.3600 - 0.4000	0.3600 - 0.4000	0.3500 - 0.4000	0.3400 - 0.3900	0.3761	0.3341
-- Northeast (f.o.b.)							
-- Milk Replacer	TFEWR	TFEWR	TFEWR	TFEWR	TFEWR	TFEWR	TFEWR
BUTTERMILK (Min. 30% protein)							
-- Central (f.o.b.)							
-- West (f.o.b.)	1.3000 - 1.5600	1.1700 - 1.5100	1.1000 - 1.4100	1.0000 - 1.2550	0.9000 - 1.1250	1.2020	0.9141
-- Mostly	1.5000 - 1.6000	1.4000 - 1.5500	1.2000 - 1.4800	1.0000 - 1.3400	0.9500 - 1.1800	1.2839	0.8727
-- Northeast (f.o.b.)							
-- Southeast (Delvd)	1.4250 - 1.5000	1.2500 - 1.5000	1.1500 - 1.3750	1.0000 - 1.2650	0.9500 - 1.1325	1.2218	0.9011
-- Mostly	TFEWR	TFEWR	TFEWR	TFEWR	TFEWR	TFEWR	0.9288
WHOLE MILK POWDER							
-- National							
-- F.O.B. Producing Plant	1.4700 - 1.5275	1.3500 - 1.5000	1.3000 - 1.4700	1.2800 - 1.4575	1.2600 - 1.4575	1.3917	1.2277
LACTOSE							
-- Central And West (f.o.b.)							
-- Mostly	0.2000 - 0.2400	0.2000 - 0.2400	0.2000 - 0.2450	0.2000 - 0.2450	0.2000 - 0.2450	0.2217	0.1775
-- Mostly	0.2100 - 0.2300	0.2100 - 0.2300	0.2100 - 0.2300	0.2100 - 0.2300	0.2100 - 0.2300	0.2200	0.1689
CASEIN - Edible - National (f.o.b.)							
-- Nonrestricted - Rennet	2.3500 - 2.5500	2.3500 - 2.5500	2.3500 - 2.5500	2.3500 - 2.5500	2.3500 - 2.5500	2.4500	2.6500
-- Nonrestricted - Acid	2.3000 - 2.4500	2.3000 - 2.4000	2.3000 - 2.4000	2.2500 - 2.3500	2.2500 - 2.3500	2.3276	2.6750

MONTHLY SUMMARY AND AVERAGES FOR DECEMBER 1996 1/ - (UNLESS OTHERWISE NOTED, PRICES ARE DOLLARS PER POUND, CL/TL)

COMMODITY	REPORT NUMBER 49	REPORT NUMBER 50	REPORT NUMBER 51	REPORT NUMBER 52	REPORT NUMBER 01	1996	1995
	DEC 02 - 06	DEC 09 - 13	DEC 16 - 20	DEC 23 - 27	DEC 30 - 31	or Total	or Total
BUTTER							
CHICAGO (WSP) 2/							
(Delivered in Bulk in Fiber Boxes)							
(Prices Issued Tues, Thurs and Fri)							
TUESDAY							
-- Grade AA	:: 0.7325 - 0.7425	:: 0.7325 - 0.7425	:: 0.7900 - 0.8100	:: 0.9000 - 0.9100	:: 0.9000 - 0.9100	::	::
-- Grade A	:: 0.6300 - 0.6400	:: 0.6300 - 0.6400	:: 0.7650 - 0.7750	:: 0.8000 - 0.8100	:: 0.8000 - 0.8100	::	::
THURSDAY							
-- Grade AA	:: 0.7325 - 0.7425	:: 0.7325 - 0.7425	:: 0.7900 - 0.8100	:: 0.9000 - 0.9100	::	::	::
-- Grade A	:: 0.6300 - 0.6400	:: 0.6300 - 0.6400	:: 0.7650 - 0.7750	:: 0.8000 - 0.8100	::	::	::
FRIDAY							
-- Grade AA	:: 0.7325 - 0.7425	:: 0.7325 - 0.7425	:: 0.7900 - 0.8100	:: 0.9000 - 0.9100	::	:: 0.8035	:: 0.8481
-- Grade A	:: 0.6300 - 0.6400	:: 0.6300 - 0.6400	:: 0.7650 - 0.7750	:: 0.8000 - 0.8100	::	:: 0.7185	:: 0.7437
CHICAGO MERCANTILE EXCHANGE 3/							
-- Grade AA	:: 0.7425	:: 0.7900	:: 0.9000	:: 0.9000	::	:: 0.8142	:: 0.8226
-- Grade A	:: 0.6400	:: 0.7650	:: 0.8000	:: 0.8000	::	:: 0.7302	:: 0.7183
-- Grade B	:: 0.6100	:: 0.7450	:: 0.7900	:: 0.7900	::	:: 0.7102	:: 0.7178
CENTRAL STATES PRINT (f.o.b. LTL)							
-- Grade AA, 1/4 Lb. Prints	:: 0.8425 - 1.2500	:: 0.8425 - 1.2500	:: 0.8900 - 1.2975	:: 1.0000 - 1.4075	:: 1.0000 - 1.4075	:: 1.1026	:: 1.1413
-- Grade AA, 1 Lb. Prints	:: 0.8075 - 0.9700	:: 0.8075 - 0.9700	:: 0.8550 - 1.0175	:: 0.9650 - 1.1275	:: 0.9650 - 1.1275	:: 0.9451	:: 0.9888
-- Grade AA, Chips/Patties	:: 0.8325 - 1.0425	:: 0.8325 - 1.0425	:: 0.8800 - 1.0900	:: 0.9900 - 1.2000	:: 0.9900 - 1.2000	:: 0.9938	:: 1.0375
-- Grade AA, Reddies	:: 0.9150 - 1.1525	:: 0.9150 - 1.1525	:: 0.9625 - 1.2000	:: 1.0725 - 1.3100	:: 1.0725 - 1.3100	:: 1.0901	:: 1.1338
-- Grade AA, Continentals	:: 1.0725 - 1.2625	:: 1.0725 - 1.2625	:: 1.1200 - 1.3100	:: 1.2300 - 1.4200	:: 1.2300 - 1.4200	:: 1.2238	:: 1.2675
NORTHEAST PRINT (Delivered, LTL)							
-- Grade AA, 1/4 Lb. Prints	:: 0.9525 - 1.1800	:: 0.9525 - 1.1800	:: 1.0000 - 1.2275	:: 1.1100 - 1.3375	:: 1.1100 - 1.3375	:: 1.1226	:: 1.1175
-- Grade AA, 1 Lb. Prints	:: 0.8675 - 1.0500	:: 0.8675 - 1.0500	:: 0.9150 - 1.0975	:: 1.0250 - 1.2075	:: 1.0250 - 1.2075	:: 1.0151	:: 1.0738
-- Grade AA, Chips/Patties	:: 0.9300 - 1.1000	:: 0.9300 - 1.1000	:: 0.9775 - 1.1475	:: 1.0875 - 1.2575	:: 1.0875 - 1.2575	:: 1.0713	:: 1.1200
-- Grade AA, Reddies	:: 1.0050 - 1.2100	:: 1.0050 - 1.2100	:: 1.0525 - 1.2575	:: 1.1625 - 1.3675	:: 1.1625 - 1.3675	:: 1.1638	:: 1.1725
-- Grade AA, Continentals	:: 1.0850 - 1.2600	:: 1.0850 - 1.2600	:: 1.1325 - 1.3075	:: 1.2425 - 1.4175	:: 1.2425 - 1.4175	:: 1.2288	:: 1.2825
CALIFORNIA PRINT (Delivered, LTL)							
-- Grade AA, 1/4 Lb. Prints	:: 1.0275 - 1.0875	:: 1.0275 - 1.0875	:: 1.0750 - 1.1350	:: 1.1850 - 1.2450	:: 1.1850 - 1.2450	:: 1.1138	:: 1.1921
-- Grade AA, 1 Lb. Prints	:: 0.9675 - 1.0175	:: 0.9675 - 1.0175	:: 1.0125 - 1.0650	:: 1.1225 - 1.1750	:: 1.1225 - 1.1750	:: 1.0482	:: 1.0788
-- Grade AA, Reddies	:: 1.0175 - 1.1650	:: 1.0175 - 1.1650	:: 1.0650 - 1.2125	:: 1.1750 - 1.3225	:: 1.1750 - 1.3225	:: 1.1476	:: 1.1860
-- Grade AA, Continentals	:: 1.1225 - 1.1450	:: 1.1225 - 1.1450	:: 1.1700 - 1.1925	:: 1.2800 - 1.3025	:: 1.2800 - 1.3025	:: 1.1901	:: 1.2771
CALIFORNIA PLANTS PRINT (f.o.b. LTL)							
-- Grade AA, 1/4 Lb. Prints	:: 0.7525 - 0.8050	:: 0.7525 - 0.8050	:: 0.8000 - 0.8525	:: 0.9100 - 0.9625	:: 0.9100 - 0.9625	:: 0.8351	:: 0.8675
CHEESE							
NATIONAL CHEESE EXCHANGE 3/							
-- Barrels	:: 1.1500	:: 1.1475	:: 1.1475	:: 1.1775	::	:: 1.1537	:: 1.3406
-- 40# Blocks	:: 1.2675	:: 1.2425	:: 1.1925	:: 1.1875	::	:: 1.2373	:: 1.4191
WISCONSIN ASSEMBLY POINTS (f.o.b.)							
-- Cheddar Barrels	:: 1.1550 - 1.1750	:: 1.1400 - 1.1700	:: 1.1375 - 1.1575	:: 1.1375 - 1.1575	:: 1.1675 - 1.1875	:: 1.1563	:: 1.3538
-- Cheddar 40# Blocks	:: 1.2900 - 1.3400	:: 1.2575 - 1.3075	:: 1.2325 - 1.2725	:: 1.1825 - 1.2225	:: 1.1775 - 1.2175	:: 1.2598	:: 1.4456
WISCONSIN (WSP, Delivered, LTL)							
-- Process American 5# Loaf	:: 1.5000 - 1.6300	:: 1.5000 - 1.6300	:: 1.5000 - 1.5775	:: 1.5000 - 1.5775	:: 1.5200 - 1.5775	:: 1.5522	:: 1.6392
-- Brick And/Or Muenster 5#	:: 1.6900 - 1.7550	:: 1.6400 - 1.7225	:: 1.6100 - 1.6975	:: 1.6100 - 1.6475	:: 1.6100 - 1.6425	:: 1.6693	:: 1.7750
-- Cheddar 40# Block	:: 1.5500 - 1.9250	:: 1.5175 - 1.9250	:: 1.4925 - 1.9250	:: 1.4425 - 1.9250	:: 1.4375 - 1.9250	:: 1.7112	:: 1.7188
-- Monterey Jack 10#	:: 1.7500 - 1.9250	:: 1.7175 - 1.9250	:: 1.6925 - 1.9250	:: 1.6425 - 1.9250	:: 1.6375 - 1.9250	:: 1.8112	:: 1.8250
-- Blue 5#	:: 1.8925 - 2.2300	:: 1.8600 - 2.1700	:: 1.8350 - 2.1400	:: 1.7950 - 2.1400	:: 1.7900 - 2.1400	:: 2.0057	:: 2.1250
-- Provolone 10 - 12#	::	::	::	::	::	::	::
-- Mozzarella 5 - 6#	:: 1.6625 - 1.9725	:: 1.6300 - 1.9725	:: 1.6050 - 1.9150	:: 1.5650 - 1.9150	:: 1.5600 - 1.9150	:: 1.7776	:: 1.7588
-- Grade A Swiss Cuts 6 - 9#	:: 2.4075 - 2.5300	:: 2.3000 - 2.5300	:: 2.2600 - 2.5300	:: 2.2600 - 2.5300	:: 2.2600 - 2.5300	:: 2.4173	:: 2.2338
NORTHEAST (WSP, Delivered, LTL)							
-- Cheddar 10# Prints	:: 1.3525 - 1.7825	:: 1.3525 - 1.7500	:: 1.3525 - 1.7250	:: 1.3525 - 1.6750	:: 1.2650 - 1.6700	:: 1.5370	:: 1.7476
-- Cheddar Single Daisies	:: 1.3225 - 1.7775	:: 1.3225 - 1.7450	:: 1.3225 - 1.7200	:: 1.3225 - 1.6700	:: 1.2350 - 1.6650	:: 1.5195	:: 1.7288
-- Cheddar 40# Block	:: 1.4375 - 1.5875	:: 1.4050 - 1.5550	:: 1.3800 - 1.5300	:: 1.3300 - 1.4800	:: 1.3250 - 1.4750	:: 1.4599	:: 1.6313
-- Process 5# Loaf	:: 1.3625 - 1.5025	:: 1.3600 - 1.5000	:: 1.3575 - 1.4975	:: 1.3575 - 1.4975	:: 1.3875 - 1.5275	:: 1.4321	:: 1.6385
-- Process 5# Sliced	:: 1.3825 - 1.5175	:: 1.3800 - 1.5150	:: 1.3775 - 1.5125	:: 1.3775 - 1.5125	:: 1.4075 - 1.5425	:: 1.4496	:: 1.6678
-- Muenster	:: 1.4725 - 1.9100	:: 1.4400 - 1.9100	:: 1.4150 - 1.9100	:: 1.3650 - 1.9100	:: 1.3600 - 1.8225	:: 1.6608	:: 1.7525
-- Grade A Swiss Cuts 10 - 14#	:: 2.2500 - 2.5050	:: 2.2500 - 2.5050	:: 2.2500 - 2.5050	:: 2.2500 - 2.5050	:: 2.2500 - 2.5050	:: 2.3775	:: 2.1588
WEST COAST (WSP, Delivered, LTL)							
-- Process 5# Loaf	:: 1.3450 - 1.7800	:: 1.3425 - 1.7800	:: 1.3400 - 1.7800	:: 1.3400 - 1.7800	:: 1.3700 - 1.7800	:: 1.5623	:: 1.6665
-- Cheddar 40# Block	:: 1.5075 - 1.7350	:: 1.4750 - 1.7350	:: 1.4500 - 1.7350	:: 1.4000 - 1.7350	:: 1.4000 - 1.7350	:: 1.5952	:: 1.6638
-- Cheddar 10# Cuts	:: 1.7175 - 1.9200	:: 1.6850 - 1.8875	:: 1.6600 - 1.8625	:: 1.6100 - 1.8400	:: 1.6100 - 1.8400	:: 1.7705	:: 1.8963
-- Monterey Jack 10#	:: 1.7025 - 1.8050	:: 1.6700 - 1.8050	:: 1.6450 - 1.8050	:: 1.5950 - 1.8050	:: 1.5950 - 1.8050	:: 1.7277	:: 1.8119
-- Grade A Swiss Cuts 6 - 9#	:: 2.3375 - 2.5700	:: 2.3375 - 2.5700	:: 2.3375 - 2.5700	:: 2.3375 - 2.5700	:: 2.3375 - 2.5700	:: 2.4538	:: 2.2163

MONTHLY SUMMARY AND AVERAGES FOR DECEMBER 1996 1/ - (UNLESS OTHERWISE NOTED, PRICES ARE DOLLARS PER POUND, CL/TL)

COMMODITY	REPORT NUMBER 49 DEC 02 - 06	REPORT NUMBER 50 DEC 09 - 13	REPORT NUMBER 51 DEC 16 - 20	REPORT NUMBER 52 DEC 23 - 27	REPORT NUMBER 01 DEC 30 - 31	1996 Average	1995 Average
-----------	---------------------------------	---------------------------------	---------------------------------	---------------------------------	---------------------------------	-----------------	-----------------

FLUID AND DRY PRODUCTS

SPOT PRICES OF CLASS II CREAM (\$ per lb. butterfat)

Delivered Equivalent:							
-- Northeast (f.o.b.)	0.8640 - 0.9600	0.8832 - 0.9920	1.0710 - 1.2393	1.0240 - 1.1840	0.9200 - 1.1360	1.0236	1.0321
-- Atlanta (delvd)	0.8450 - 1.0688	0.8640 - 1.0688	1.0328 - 1.1181	1.0240 - 1.2710	0.9600 - 1.2710	1.0388	1.1198
-- Upper Midwest (f.o.b.)	0.8448 - 0.8960	0.8832 - 1.0766	1.0634 - 1.1093	1.0400 - 1.1200	1.0400 - 1.1600	1.0097	TFEWR

SPOT PRICES OF CONDENSED SKIM (\$ per lb. wet solids)

-- Northeast (f.o.b.)	1.4500 - 1.5700	1.4500 - 1.6000	1.4500 - 1.6000	1.4500 - 1.6000	1.1700 - 1.4750	1.5021	1.2801
-----------------------	-----------------	-----------------	-----------------	-----------------	-----------------	--------	--------

WISCONSIN FLUID MILK SHIPMENTS

-- Loads Shipped from Wisconsin Shipping Points	0	7	7	4	0	18	0
---	---	---	---	---	---	----	---

NATIONAL EVAPORATED MILK (\$ per Case)

(Case - 48 - 12 fluid oz cans)							
-- Delivered Major U.S. Cities	22.5000 - 33.0000	22.5000 - 33.0000	22.5000 - 33.0000	22.5000 - 33.0000	22.5000 - 33.0000	27.7500	24.3750

NONFAT DRY MILK

-- Central (f.o.b.)							
-- Extra And Grade A	1.1900 - 1.2600	1.1800 - 1.2300	1.1800 - 1.2200	1.1800 - 1.2200	1.1500 - 1.2150	1.2055	1.1761
-- Mostly	1.2000 - 1.2150	1.1900 - 1.2100	1.1900 - 1.2000	1.1900 - 1.2000	1.1500 - 1.1800	1.1963	1.1756
-- West (f.o.b.)							
-- Low/Medium Heat	1.1000 - 1.1800	1.0900 - 1.1600	1.0900 - 1.1850	1.0900 - 1.1700	1.0800 - 1.1500	1.1315	1.1087
-- Mostly	1.1450 - 1.1600	1.1300 - 1.1500	1.1000 - 1.1300	1.1000 - 1.1200	1.1000 - 1.1100	1.1280	1.1563
-- High Heat	1.1550 - 1.2200	1.1200 - 1.1800	1.1200 - 1.1850	1.1200 - 1.1700	1.1200 - 1.1500	1.1571	1.1674
-- Northeast (f.o.b.)							
-- Extra & Grade A	1.2300 - 1.3400	1.2200 - 1.3200	1.2000 - 1.2900	1.2000 - 1.2900	1.2000 - 1.2800	1.2600	1.1490
-- Southeast (Delvd)							
-- Extra & Grade A	1.2000 - 1.3500	1.1950 - 1.3500	1.1700 - 1.3100	1.1700 - 1.3100	1.1700 - 1.3100	1.2561	1.1990

WHEY POWDER (Nonhygroscopic)

-- Central (f.o.b.)	0.1750 - 0.1950	0.1750 - 0.1950	0.1800 - 0.2000	0.1800 - 0.2000	0.1800 - 0.2000	0.1876	0.2861
-- Mostly	0.1750 - 0.1850	0.1750 - 0.1850	0.1800 - 0.1850	0.1800 - 0.1850	0.1800 - 0.1850	0.1813	0.2839
-- West (f.o.b.)	0.1700 - 0.2000	0.1750 - 0.2000	0.1700 - 0.2000	0.1700 - 0.2000	0.1800 - 0.2000	0.1861	0.2611
-- Mostly	0.1800 - 0.1900	0.1800 - 0.1900	0.1850 - 0.1900	0.1850 - 0.1900	0.1850 - 0.1900	0.1863	0.2549
-- Northeast Extra Grade (f.o.b.)	0.1800 - 0.1850	0.1800 - 0.1850	0.1800 - 0.1850	0.1800 - 0.1850	0.1800 - 0.1850	0.1825	0.2904
-- Northeast Usph Grade A(f.o.b.)	0.1800 - 0.1975	0.1850 - 0.1975	0.1850 - 0.1975	0.1850 - 0.1975	0.1850 - 0.1975	0.1907	0.2903
-- Southeast Extra Grade (Delvd)	0.1900 - 0.2250	0.1950 - 0.2250	0.1900 - 0.2250	0.1900 - 0.2250	1.1900 - 0.2250	0.2081	0.3062

WHEY PROTEIN CONCENTRATE

-- Central And West (f.o.b.)	0.5700 - 0.6400	0.5500 - 0.6200	0.5500 - 0.6100	0.5500 - 0.6100	0.5500 - 0.6100	0.5871	0.6674
-- Edible 34% Protein							
-- Mostly	0.5925 - 0.6125	0.5800 - 0.6000	0.5800 - 0.5900	0.5800 - 0.5900	0.5800 - 0.5900	0.5904	0.6715

ANIMAL FEED - WHEY

-- Central (f.o.b.)							
-- Milk Replacer	0.1600 - 0.1750	0.1600 - 0.1750	0.1600 - 0.1750	0.1600 - 0.1750	0.1600 - 0.1750	0.1675	0.2658
-- Standard	0.1500 - 0.1700	0.1500 - 0.1700	0.1500 - 0.1700	0.1500 - 0.1700	0.1500 - 0.1700	0.1600	TFEWR
-- Roller Ground	0.1800 - 0.1925	0.1800 - 0.1925	0.1800 - 0.1950	0.1800 - 0.1950	0.1800 - 0.1975	0.1870	0.2604
-- Deltactose	0.3300 - 0.3800	0.3200 - 0.3800	0.3200 - 0.3800	0.3200 - 0.3800	0.3200 - 0.3800	0.3512	0.3350
-- Northeast (f.o.b.)							
-- Milk Replacer	TFEWR	TFEWR	TFEWR	TFEWR	TFEWR	TFEWR	TFEWR

BUTTERMILK (Min. 30% protein)

-- Central (f.o.b.)	0.9000 - 1.0150	0.9000 - 1.0000	0.9000 - 1.0000	0.9000 - 1.0000	0.9000 - 1.0000	0.9518	0.9524
-- West (f.o.b.)	0.9500 - 1.0700	0.9500 - 1.0700	0.9300 - 1.0500	0.8450 - 1.0000	0.8450 - 0.9500	0.9779	0.9124
-- Mostly	TFEWR	TFEWR	TFEWR	TFEWR	TFEWR	TFEWR	0.9136
-- Northeast (f.o.b.)	0.9500 - 1.1000	0.9400 - 1.0300	0.9000 - 1.0000	0.9000 - 1.0000	0.9000 - 1.0000	0.9762	0.9368
-- Southeast (Delvd)	TFEWR	0.9700 - 1.0350	0.9200 - 0.9850	0.9200 - 0.9850	0.9200 - 0.9850	TFEWR	0.9893

WHOLE MILK POWDER

-- National							
-- F.O.B. Producing Plant	1.2600 - 1.4575	1.1500 - 1.2800	1.1550 - 1.2500	1.1550 - 1.2500	1.1550 - 1.2500	1.2427	1.2700

LACTOSE

-- Central And West (f.o.b.)	0.2000 - 0.2450	0.2000 - 0.2450	0.2000 - 0.2450	0.2000 - 0.2450	0.2000 - 0.2600	0.2232	0.1775
-- Mostly	0.2150 - 0.2300	0.2150 - 0.2300	0.2150 - 0.2300	0.2150 - 0.2300	0.2150 - 0.2300	0.2225	0.1696

CASEIN - Edible - National (f.o.b.)

-- Nonrestricted - Rennet	2.3500 - 2.5500	2.3500 - 2.5500	2.3500 - 2.5500	2.3500 - 2.5500	2.3500 - 2.4700	2.4462	2.6675
-- Nonrestricted - Acid	2.2500 - 2.3500	2.2500 - 2.3500	2.2000 - 2.3500	2.2000 - 2.3500	2.1500 - 2.2500	2.2798	2.6750

1/ Prices for all products not footnoted 2/ or 3/ are issued once a week and represent a value for the entire week. Monthly averages are based on weekly prices and are time-weighted according to the number of workdays in the month - Saturdays, Sundays and National Holidays excluded. No monthly average is computed if one or more weekly prices are missing. 2/ The monthly averages are simple averages of all the prices reported during the month and are shown on the Friday line. 3/ The monthly averages are based on the exchange trading date prices and are time-weighted for each day, starting with the exchange trading date, until the next exchange trading date - Saturdays, Sundays, and National Holidays are included.

1996 MONTHLY AVERAGES

AREA & PRODUCT	JAN	FEB	MAR	APR	MAY	JUN	JUL	AUG	SEP	OCT	NOV	DEC	AVERAGE*
BUTTER													
CHICAGO MERCANTILE													
Grade AA	0.7923	0.7214	0.7200	0.7620	0.9490	1.3663	1.5194	1.5300	1.5300	1.4035	0.8248	0.8142	1.0777
Grade A	0.7440	0.6521	0.6500	0.6957	0.8916	1.3063	1.4487	1.4500	1.4500	1.2445	0.7147	0.7302	0.9981
Grade B	0.7423	0.6521	0.6500	0.6940	0.8865	1.3063	1.4487	1.4500	1.4500	1.2626	0.6870	0.7102	0.9950
WSP - GRADE AA	0.8019	0.7312	0.7250	0.7573	0.9350	1.3525	1.5212	1.5350	1.5350	1.4336	0.8579	0.8035	1.0824
WSP - GRADE A	0.7542	0.6642	0.6550	0.6896	0.8779	1.2925	1.4527	1.4550	1.4550	1.2864	0.7412	0.7185	1.0035
CENTRAL STATES - F.O.B.													
1/4 LB. PRINTS	1.0930	1.0228	1.0188	1.0522	1.2226	1.6513	1.8215	1.8338	1.8338	1.7192	1.1659	1.1026	1.3781
1 LB. PRINTS	0.9405	0.8703	0.8663	0.8997	1.0701	1.4938	1.6640	1.6763	1.6763	1.5617	1.0084	0.9451	1.2227
CHIPS/PATTIES	0.9893	0.9190	0.9150	0.9484	1.1189	1.5425	1.7127	1.7250	1.7250	1.6105	1.0571	0.9938	1.2714
REDDIES	1.0855	1.0153	1.0113	1.0447	1.2151	1.6388	1.8090	1.8213	1.8213	1.7067	1.1534	1.0901	1.3677
CONTINENTALS	1.2193	1.1490	1.1450	1.1784	1.3489	1.7725	1.9427	1.9550	1.9550	1.8405	1.2871	1.2238	1.5014
NORTHEAST - DEL - AA													
1/4 LB. PRINTS	1.0943	1.0240	1.0200	1.0534	1.2132	1.6713	1.8415	1.8538	1.8538	1.7392	1.1859	1.1226	1.3894
1 LB. PRINTS	1.0255	0.9553	0.9513	0.9847	1.1510	1.5688	1.7390	1.7513	1.7513	1.6367	1.0799	1.0151	1.3008
CHIPS/PATTIES	1.0718	1.0015	1.0150	1.0520	1.1698	1.6200	1.7902	1.8025	1.8025	1.6880	1.1346	1.0713	1.3471
REDDIES	1.1243	1.0540	1.0500	1.0834	1.2682	1.7125	1.8827	1.8950	1.8950	1.7805	1.2271	1.1638	1.4280
CONTINENTALS	1.2343	1.1640	1.1600	1.1934	1.3598	1.7775	1.9477	1.9600	1.9600	1.8455	1.2921	1.2288	1.5103
CALIFORNIA - DEL - AA													
1/4 LB. PRINTS	1.1443	1.0740	1.0700	1.1073	1.2789	1.7063	1.8588	1.8588	1.8588	1.7442	1.1778	1.1138	1.4161
1 LB. PRINTS	1.0305	0.9603	0.9563	0.9935	1.1651	1.5963	1.7665	1.7788	1.7788	1.6642	1.1117	1.0482	1.3209
PATTIES	1.1380	1.0678	1.0638	1.1010	1.2726	1.6963	1.8665	1.8788	1.8788	1.7642	1.2109	1.1476	1.4239
REDDIES	1.2293	1.1590	1.1550	1.1932	1.3651	1.7388	1.9090	1.9213	1.9213	1.8067	1.2534	1.1901	1.4869
CALIFORNIA PLANTS - F.O.B.													
1/4 LB. PRINTS	0.8193	0.7490	0.7450	0.7823	0.9539	1.3813	1.5544	1.5688	1.5688	1.4542	0.8985	0.8351	1.1092
CHEESE													
NATIONAL CHEESE EXCHANGE													
BARRELS	1.3292	1.3325	1.3457	1.3905	1.4475	1.4475	1.5169	1.5952	1.6622	1.4672	1.2029	1.1537	1.4076
40#BLK	1.3788	1.3775	1.3874	1.4325	1.4925	1.4933	1.5623	1.6358	1.6942	1.5793	1.3245	1.2373	1.4663
640#BLK	1.4175	1.4078	1.3791	1.3992	1.4844	1.4900	1.5000	1.5000	1.5000	1.5000	1.5000	1.5000	N/A
WISCONSIN ASSEMBLY POINTS													
CHEDDAR BARRELS	1.3348	1.3403	1.3519	1.3977	1.4616	1.4575	1.5231	1.6050	1.6809	1.4818	1.2155	1.1563	1.4172
CHEDDAR 40# BLOCKS	1.3929	1.3933	1.4087	1.4510	1.5175	1.5150	1.5818	1.6756	1.7390	1.6226	1.3393	1.2598	1.4914
WISCONSIN													
PROCESS AMERICAN 5# LOAF	1.6266	1.6213	1.6242	1.6509	1.6850	1.6850	1.7068	1.7589	1.8560	1.8187	1.6131	1.5522	1.6832
BRICK AND/OR MUENSTER 5#	1.7477	1.7425	1.7461	1.7856	1.8538	1.8538	1.9027	1.9714	2.0425	1.9920	1.7933	1.6693	1.8417
CHEDDAR 40# BLOCK	1.7022	1.7013	1.7060	1.7259	1.7622	1.7625	1.7926	1.8319	1.9820	1.9285	1.7714	1.7112	1.7815
MONTEREY JACK 10#	1.8035	1.8025	1.8070	1.8259	1.8622	1.8625	1.8938	1.9547	2.0683	2.0313	1.8851	1.8112	1.8840
BLUE 5#	2.1006	2.0975	2.1020	2.1468	2.2150	2.2150	2.2640	2.3326	2.4038	2.3474	2.1294	2.0057	2.1967
PROVOLONE 10 - 12#	1.8256	1.8225	1.8270	1.8668	1.9350	1.9350	1.9840	2.0526	TFEWR	TFEWR	TFEWR	TFEWR	TFEWR
MOZZARELLA 5 - 6#	1.7530	1.7488	1.7488	1.7736	1.8184	1.8188	1.8500	1.9001	2.0145	1.9644	1.8337	1.7776	1.8335
GRADE A SWISS CUTS 6 - 9#	2.2338	2.2338	2.2338	2.2338	2.2338	2.2338	2.2419	2.2810	2.4045	2.4473	2.4859	2.4173	2.3067
NORTHEAST													
CHEDDAR 10# PRINTS	1.7285	1.7275	1.7129	1.7359	1.7700	1.7700	1.8060	1.8744	1.9420	1.9051	1.7337	1.5370	1.7703
CHEDDAR SINGLE DAISIES	1.6897	1.6838	1.6921	1.7159	1.7525	1.7525	1.7885	1.8569	1.9245	1.8624	1.6311	1.5195	1.7391
CHEDDAR 40# BLOCK	1.5919	1.5900	1.5989	1.6368	1.7050	1.7050	1.7675	1.8439	1.9065	1.8045	1.5449	1.4599	1.6796
PROCESS 5# LOAF	1.6099	1.6113	1.6136	1.6540	1.7188	1.7188	1.7740	1.8550	1.9344	1.7889	1.5769	1.4321	1.6906
PROCESS 5# SLICED	1.6336	1.6350	1.6421	1.6807	1.7438	1.7438	1.7910	1.8672	1.9463	1.8113	1.5919	1.4496	1.7114
MUENSTER	1.7094	1.7075	1.7164	1.7543	1.8225	1.8225	1.8820	1.9564	2.0190	1.9279	1.7074	1.6608	1.8072
GRADE A SWISS CUTS 10 - 14#	2.1588	2.1588	2.1588	2.1588	2.1588	2.1588	2.1588	2.1588	2.2244	2.3775	2.3775	2.3775	2.2189
WEST													
PROCESS 5# LOAF	1.6512	1.6550	1.6657	1.6997	1.7525	1.7525	1.7780	1.8205	1.8640	1.7999	1.6441	1.5623	1.7205
CHEDDAR 40# BLOCK	1.6422	1.6413	1.6454	1.6651	1.7000	1.7094	1.7588	1.8103	1.8720	1.8394	1.6894	1.5952	1.7140
CHEDDAR 10# CUTS	1.8747	1.8738	1.8779	1.8972	1.9313	1.9313	1.9625	2.0214	2.0783	2.0268	1.8665	1.7705	1.9260
MONTEREY JACK 10#	1.7732	1.7713	1.7796	1.8053	1.8463	1.8463	1.8925	1.9474	2.0083	1.9701	1.8226	1.7277	1.8500
GRADE A SWISS CUTS 6 - 9#	2.2163	2.2163	2.2163	2.2163	2.2163	2.2163	2.2780	2.3790	2.4613	2.4613	2.4577	2.4538	2.3157

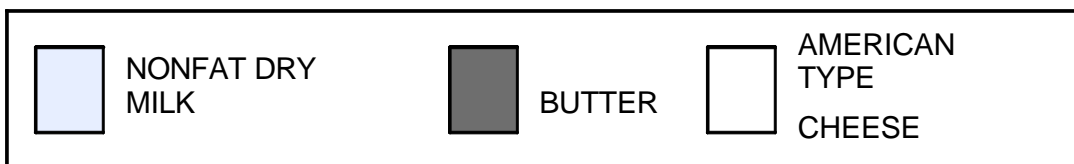
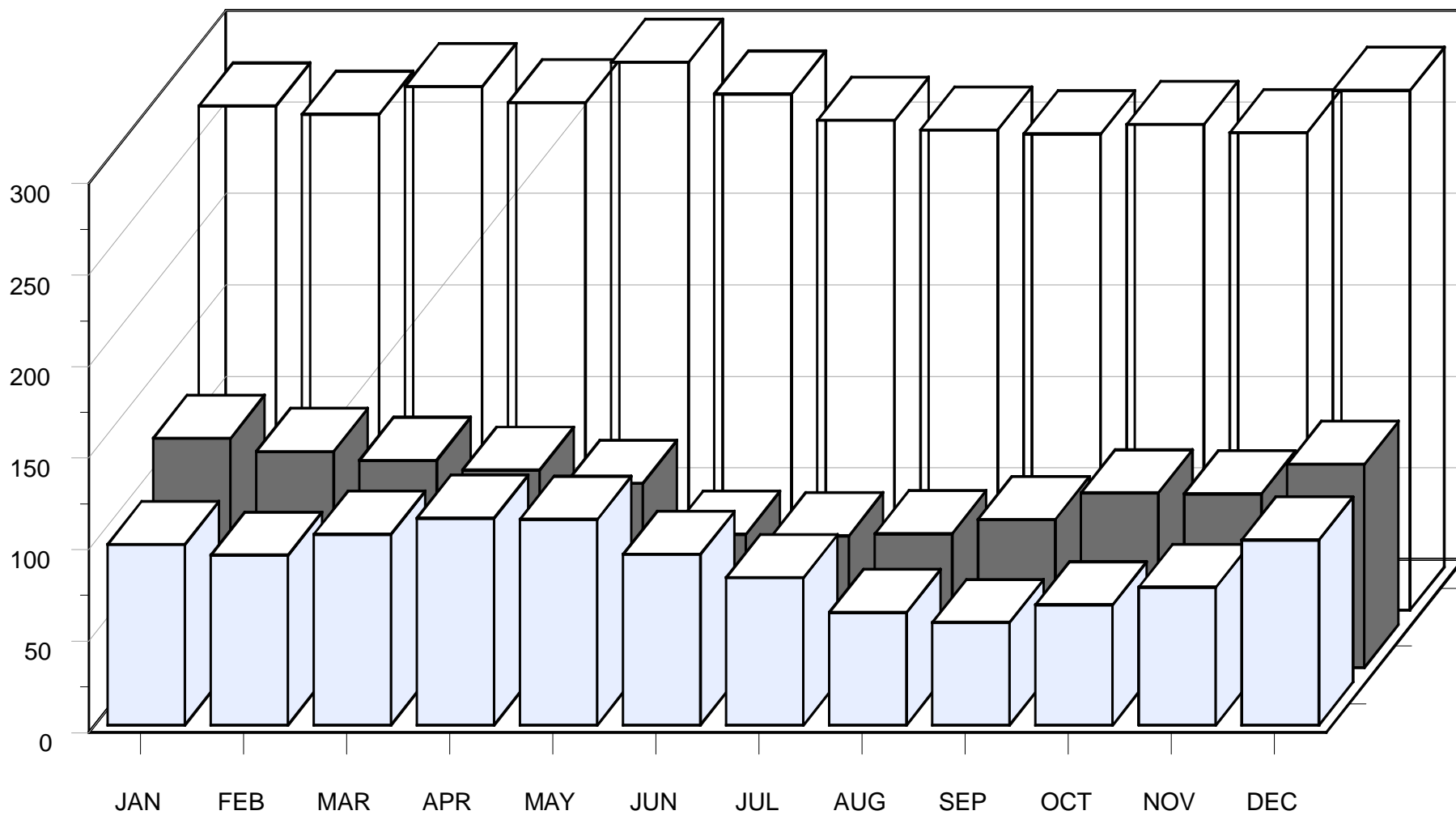
1996 MONTHLY AVERAGES

AREA & PRODUCT	JAN	FEB	MAR	APR	MAY	JUN	JUL	AUG	SEP	OCT	NOV	DEC	AVERAGE*
FLUID PRODUCTS													
CLASS II CREAM													
NORTHEAST	0.9864	0.8643	0.8922	0.9474	1.2425	1.9637	2.1713	2.0743	2.0202	1.6438	0.9791	1.0236	1.4007
ATLANTA	1.0667	0.9413	0.9508	1.0014	1.2544	1.9312	2.1792	2.1025	2.0612	1.7524	1.0727	1.0388	1.4461
UPPER MIDWEST	1.0160	0.8812	0.8917	0.9639	1.2545	1.9216	2.1784	2.0989	2.0489	1.6466	0.9631	1.0097	1.4062
CONDENSED SKIM													
NORTHEAST	1.3751	1.3575	1.3664	1.3550	1.3498	1.2250	1.2088	1.2019	1.2365	1.2702	1.4911	1.5021	1.3283
EVAPORATED MILK	24.3750	24.3750	24.3750	24.3750	24.3750	24.4375	24.7068	25.3886	25.6400	25.6400	26.6395	27.7500	25.1731
DRY PRODUCTS													
NONFAT DRY MILK													
CENTRAL - EXTRA AND GRADE A	1.1485	1.1084	1.1008	1.1032	1.1600	1.2975	1.3257	1.3091	1.3190	1.3155	1.2659	1.2055	1.2216
-- MOSTLY	1.1449	1.1069	1.0996	1.0995	1.1811	1.2813	1.2950	1.2870	1.2880	1.2866	1.2453	1.1963	1.2093
WEST - LOW/MEDIUM HEAT	1.1058	1.0778	1.0753	1.0794	1.1360	1.2588	1.2605	1.2381	1.2574	1.2486	1.1807	1.1315	1.1708
-- MOSTLY	1.1036	1.0746	1.0729	1.0766	1.1635	1.2656	1.2711	1.2339	1.2563	1.2391	1.1758	1.1280	1.1718
WEST - HIGH HEAT	1.1264	1.0985	1.0953	1.1022	1.1659	1.2931	1.3109	1.2877	1.3063	1.2915	1.2237	1.1571	1.2049
NORTHEAST - EXTRA & GRADE A	1.1493	1.1264	1.1170	1.1165	1.1608	1.2750	1.3414	1.3268	1.3380	1.3270	1.2995	1.2600	1.2365
SOUTHEAST - EXTRA & GRADE A	1.1736	1.1418	1.1210	1.1205	1.1941	1.2972	1.3384	1.3459	1.3369	1.3368	1.2925	1.2561	1.2462
DRY BUTTERMILK													
CENTRAL	0.9440	0.9249	0.9171	0.9234	1.0210	1.2031	1.3983	1.5159	1.5250	1.4914	1.2020	0.9518	1.1682
WEST	0.9139	0.9073	0.9007	0.9148	1.0099	1.1800	1.4113	1.5415	1.5768	1.5623	1.2839	0.9779	1.1817
-- MOSTLY	0.9187	0.9145	0.9125	0.9200	TFEWR	TFEWR	TFEWR	TFEWR	TFEWR	TFEWR	TFEWR	TFEWR	TFEWR
NORTHEAST	0.9464	0.9290	0.9062	0.9056	0.9903	1.1400	1.2524	1.3875	1.4744	1.4699	1.2218	0.9762	1.1333
SOUTHEAST	0.9811	0.9651	0.9510	0.9600	1.0409	1.1972	1.3385	TFEWR	TFEWR	TFEWR	TFEWR	TFEWR	TFEWR
WHEY POWDER													
CENTRAL -	0.2552	0.2309	0.2312	0.2344	0.2168	0.2200	0.2249	0.2427	0.2431	0.2193	0.1834	0.1876	0.2241
-- MOSTLY	0.2508	0.2239	0.2273	0.2288	0.2150	0.2125	0.2200	0.2385	0.2425	0.2180	0.1826	0.1813	0.2201
WEST -	0.2558	0.2496	0.2496	0.2414	0.2169	0.1963	0.2000	0.2160	0.2229	0.2153	0.1922	0.1861	0.2202
-- MOSTLY	0.2526	0.2484	0.2463	0.2425	0.2100	0.1950	0.1976	0.2094	0.2150	0.2078	0.1866	0.1863	0.2165
NORTHEAST - EXTRA GRADE	0.2564	0.2290	0.2254	0.2325	0.2103	0.2122	0.2190	0.2369	0.2448	0.2279	0.1851	0.1825	0.2218
NORTHEAST - USPH GRADE A	0.2755	0.2365	0.2385	0.2426	0.2337	0.2297	0.2293	0.2420	0.2535	0.2377	0.1949	0.1907	0.2337
SOUTHEAST - EXTRA GRADE	0.2755	0.2570	0.2563	0.2586	0.2427	0.2413	0.2473	0.2650	0.2686	0.2443	0.2109	0.2081	0.2480
ANIMAL FEED WHEY													
CENTRAL - MILK REPLACER	0.2358	0.2108	0.2127	0.2145	0.2025	0.2000	0.2043	0.2289	0.2358	0.2016	0.1704	0.1675	0.2071
CENTRAL - STANDARD	TFEWR	TFEWR	TFEWR	0.2095	0.1959	0.1925	0.1991	0.2169	0.2243	0.1861	0.1603	0.1600	TFEWR
CENTRAL - ROLLER GROUND	0.2518	0.2349	0.2336	0.2376	0.2312	0.2300	0.2308	0.2403	0.2500	0.2331	0.1946	0.1870	0.2296
CENTRAL - DELACTOSE	0.3343	0.3268	0.3250	0.3250	0.3268	0.3466	0.3672	0.3864	0.4039	0.3991	0.3761	0.3512	0.3557
NORTHEAST - MILK REPLACER	TFEWR	TFEWR	TFEWR	TFEWR	TFEWR	0.2000	TFEWR	TFEWR	TFEWR	TFEWR	TFEWR	TFEWR	TFEWR
LACTOSE													
CENTRAL AND WEST	0.1761	0.1750	0.1762	0.1875	0.1875	0.1875	0.2015	0.2036	0.2054	0.2189	0.2217	0.2232	0.1970
-- MOSTLY	0.1700	0.1700	0.1700	0.1802	0.1825	0.1825	0.1950	0.1964	0.2033	0.2191	0.2200	0.2225	0.1926
WHEY PROTEIN CONCENTRATE													
CENTRAL AND WEST	0.6276	0.5713	0.5526	0.5545	0.5505	0.5750	0.6180	0.6726	0.7369	0.7291	0.6541	0.5871	0.6191
-- MOSTLY	0.6339	0.5788	0.5582	0.5573	0.5559	0.5781	0.6214	0.6791	0.7425	0.7332	0.6551	0.5904	0.6237
DRY WHOLE MILK	1.2382	1.2100	1.1933	1.2084	1.2665	1.3544	1.4245	1.4691	1.4593	1.4926	1.3917	1.2427	1.3292
CASEIN REVIEW													
ACID	2.7000	2.7000	2.7000	2.6977	2.6534	2.6500	2.5250	2.4977	2.4605	2.3750	2.3276	2.2798	2.5472
RENNET	2.6548	2.6500	2.6500	2.6900	2.6652	2.6525	2.5750	2.5182	2.5450	2.4500	2.4500	2.4462	2.5789

* = Simple average of the 12 monthly averages. 1/Trading ended July 19, 1996. TFEWR = Too few to report. N/A = Not applicable.


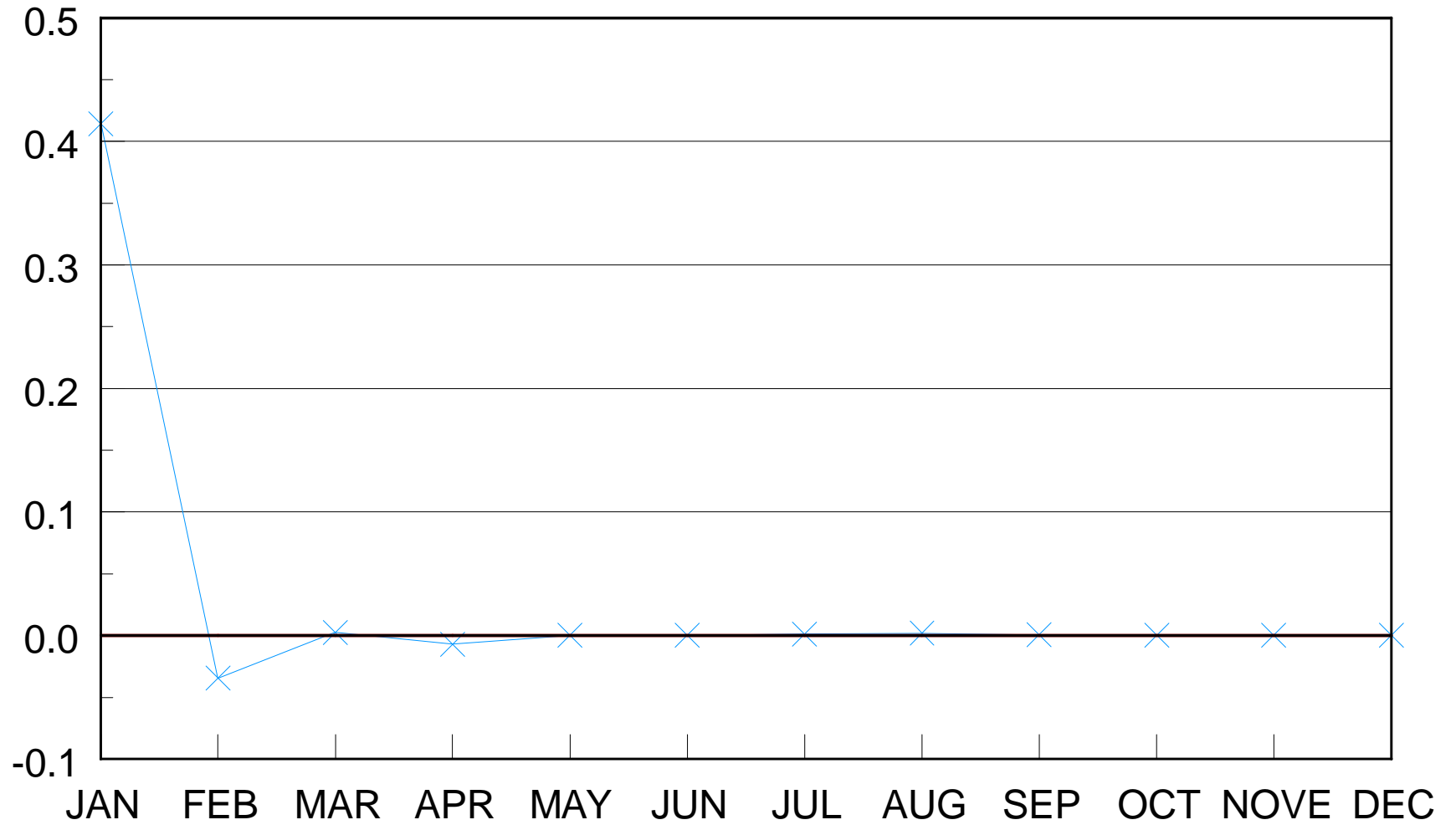
1996 U.S. PRODUCTION COMPARISONS

MILLION
POUNDS

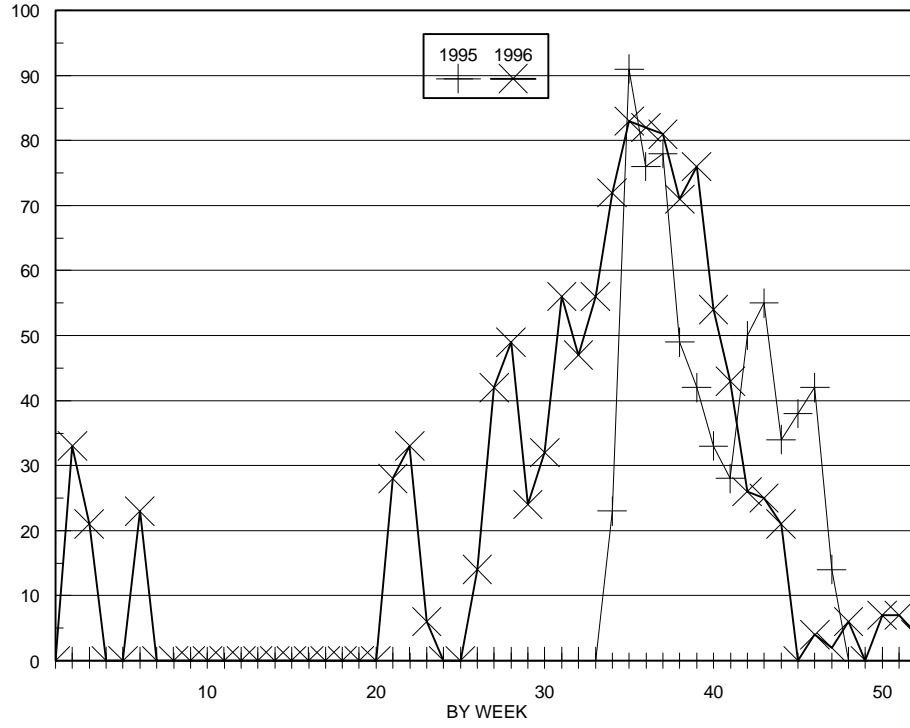


MILK EQUIVALENT OF CCC REMOVALS MILKFAT BASIS

MILLION POUNDS

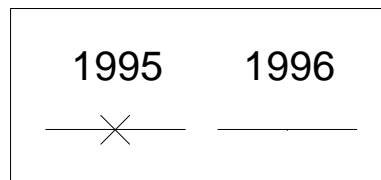
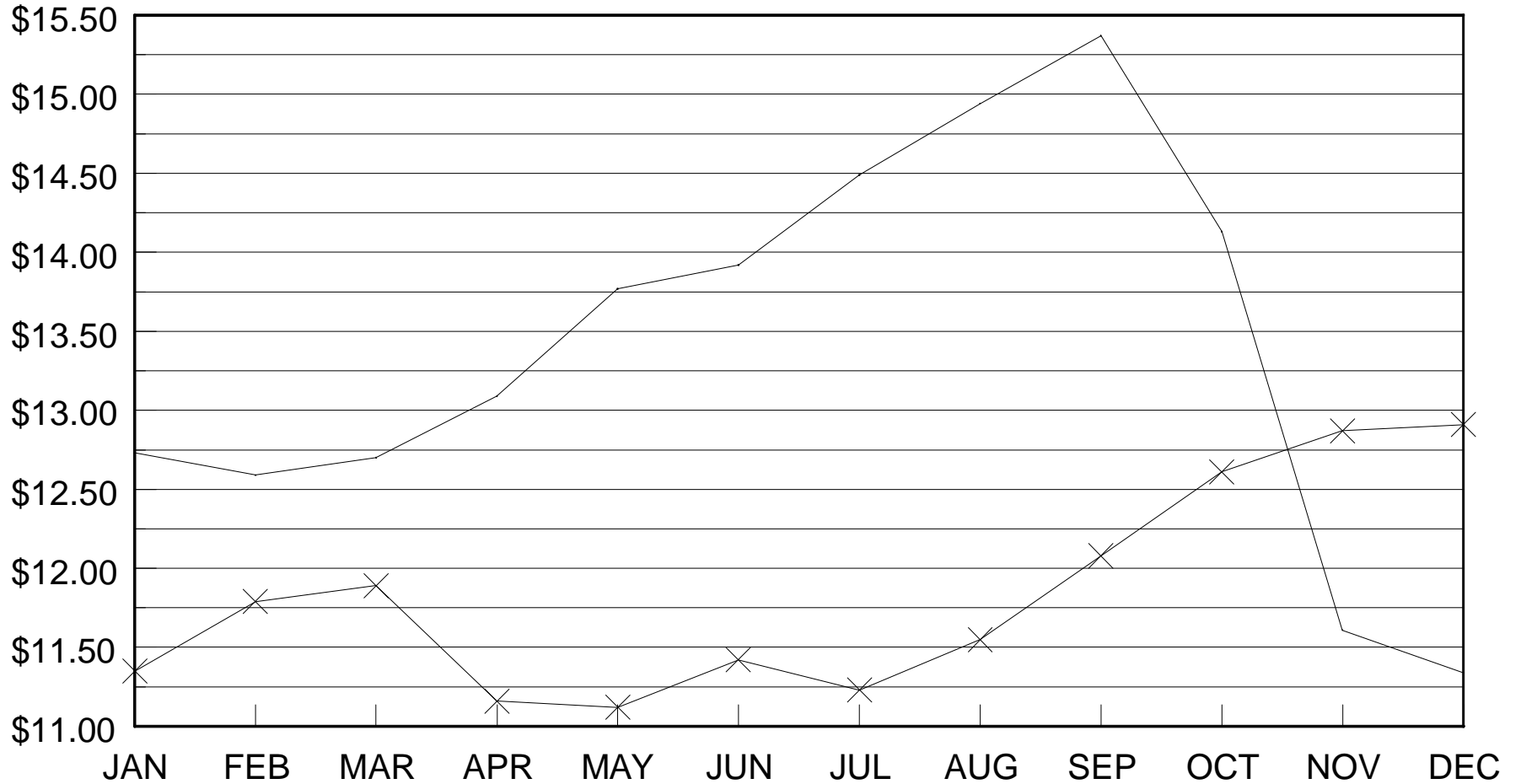


WISCONSIN SPOT MILK SHIPMENTS



BASIC FORMULA PRICE/M-W @ 3.5% TEST

\$ PER CWT.



MILK-FEED PRICE RATIO

